

LLM-Guided Search for Deletion-Correcting Codes

Franziska Weindel and Reinhard Heckel

School of Computation, Information and Technology, Technical University of Munich
Munich Center for Machine Learning

April 2, 2025

Abstract

Finding deletion-correcting codes of maximum size has been an open problem for over 70 years, even for a single deletion. In this paper, we propose a novel approach for constructing deletion-correcting codes. A code is a set of sequences satisfying certain constraints, and we construct it by greedily adding the highest-priority sequence according to a priority function. To find good priority functions, we leverage FunSearch, a large language model (LLM)-guided evolutionary search proposed by Romera et al., 2024. FunSearch iteratively generates, evaluates, and refines priority functions to construct large deletion-correcting codes. For a single deletion, our evolutionary search finds functions that construct codes which match known maximum sizes, reach the size of the largest (conjectured optimal) Varshamov-Tenengolts codes where the maximum is unknown, and independently rediscover them in equivalent form. For two deletions, we find functions that construct codes with new best-known sizes for code lengths $n = 12, 13$, and 16, establishing improved lower bounds. These results demonstrate the potential of LLM-guided search for information theory and code design and represent the first application of such methods for constructing error-correcting codes.

1 Introduction

Error-correcting codes enable reliable communication and data recovery from storage media (such as HDDs and SSDs), even in the presence of errors and defects. In a typical coding scheme, an encoder maps information to a codeword, which is corrupted by errors during transmission, and a decoder attempts to recover the original message. While substitution and erasure errors are well understood with optimal encoding and decoding algorithms approaching known theoretical limits, deletion errors are significantly more challenging. Deletion errors shift subsequent symbols, disrupting the memoryless property typically assumed in coding theory.

Correcting deletion errors is of theoretical and practical interest. In theoretical computer science, problems related to deletions include determining whether the edit distance between two strings can be computed in strongly sub-quadratic time [BI15]. Deletion errors are practically relevant in cryptography [BK23], multiple sequence alignment in computational biology [CL88], document exchange [Che+18], traditional storage technologies such as racetrack memories [PHT08; Bla+20] and bit-patterned magnetic recording [Alb+15], as well as emerging technologies such as DNA data storage [LG+24].

For a fixed number of correctable errors, better codes have larger code sizes. Despite significant effort, determining the maximum code size for a fixed number of adversarial deletions has proven difficult using traditional hand-crafted, human-driven approaches to information theory. A class of codes known as Varshamov-Tenengolts (VT) codes [VT65] achieves the maximum possible size for correcting a single deletion as the code length tends to infinity [Lev66]. However, for finite code lengths, the gap to the best-known upper bound is large even at moderate code lengths [KK13].

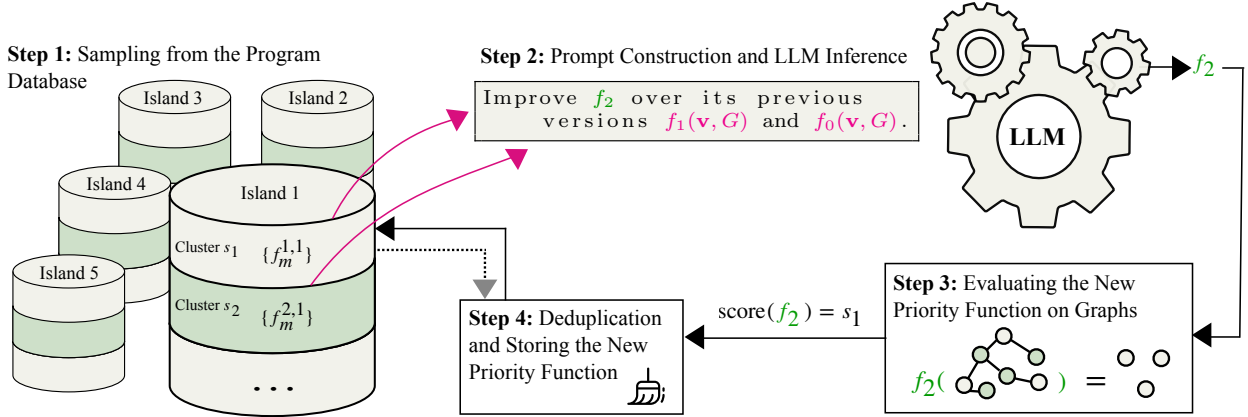


Figure 1: FunSearch for finding deletion-correcting codes iteratively refines a priority function through evolutionary search guided by a pretrained LLM. In each iteration, a few-shot prompt is constructed by sampling from the program database. The LLM generates a new priority function, which is evaluated by greedily constructing deletion-correcting codes for different code lengths with a fixed or variable number of deletions. If executable and not a duplicate, the function is added to the database.

Although VT codes are conjectured to be largest for all code lengths and a single deletion, their optimality has only been proven for lengths up to 11 [Slo02; But+02; Nak+23].

In this paper, we propose a novel approach to constructing error-correcting codes using large language models (LLMs) and evolutionary search. While our framework is general, we focus on codes that correct a fixed number of adversarial deletions in a sequence of bits, as many fundamental questions remain open in this setting, even for a single deletion [Slo02]. [Slo02]. We find explicit algorithms that construct deletion-correcting codes by assigning priorities to sequences. These algorithms build the code greedily by iteratively adding the highest-priority sequence while ensuring that deletion-correcting constraints are satisfied.

LLMs are successful for challenging tasks such as mathematical reasoning and coding [Lew+22; Cob+21; Che+21; Li+22], but are often limited to their training data and existing knowledge [Ben+21; Mah+24]. Recently, Romera-Paredes et al. [RP+24] showed that combining LLMs with evolutionary search and an external evaluator can overcome this limitation for problems that are difficult to solve but easy to evaluate. Their method, FunSearch (Function Space Search), represents combinatorial problems as code and searches for algorithmic solutions, improving upon the best-known results for problems such as the cap set problem and the online bin-packing problem.

We adapt FunSearch [RP+24] to find large deletion-correcting codes. To improve sample efficiency, we introduce a deduplication step that removes priority functions that differ only in syntax. Previously generated priority functions are used as candidates in few-shot prompts for the LLM to generate new, improved functions. Removing duplicate functions makes the prompt more effective at discovering new logic rather than repeating minor syntactic variations.

Our main contributions are:

- We propose an LLM-guided evolutionary search to find deletion-correcting codes based on FunSearch.

- Our search discovers functions that construct previously unknown maximum-size codes for a single deletion and small code lengths ($n \leq 11$), and match the size of the conjectured-optimal VT codes for larger code lengths (up to $n = 25$), including one that independently rediscovers them. For two deletions, we find improved lower bounds for code lengths $n = 12, 13$ and 16 .
- We provide an efficient, parallel implementation of the LLM-guided evolutionary search and release our code alongside the paper to facilitate future research.

Our results demonstrate the potential of LLM-guided search for information and coding theory. However, our current approach does not scale well to long codes, a limitation we discuss in more detail later.

2 Related work

We review related work on LLM-guided search and deletion-correcting codes.

2.1 Related work on LLM-guided search

As mentioned, our work builds on FunSearch [RP+24]. Other approaches also integrate LLMs in evolutionary search. Lehman et al. [Leh+24] first demonstrate a synergy between LLMs and evolutionary search, using the LLM as an intelligent mutator for automatic data generation (see also [Xu+23]). Other applications of LLM-guided search are in machine learning [Yan+23; Fer+24; Ma+23; Haz+24; CDS23; Zhe+23; Nas+24; Lu+25; Lee+25; Sho+24], black-box optimization [Bra+25; LTT24; Agl+24], and automatic heuristic design.

The most relevant application to deletion-correcting codes is automatic heuristic design for combinatorial problems. Liu et al. [Liu+24] propose EoH, which improves performance and sample efficiency over FunSearch by evolving both natural language and algorithmic components. Ye et al. [Ye+24] introduce ReEvo, which incorporates reflection into the search by prompting the LLM to analyze and revise previously generated solutions. ReEvo improves sample efficiency over FunSearch at the cost of increased inference per iteration. Dat et al. [DDB24] propose two diversity metrics and find that FunSearch and ReEvo stagnate in local optima due to low diversity, while EoH trades off diversity for performance. To address the tradeoff, they tune function parameters via harmony search [SHS13], though this approach is impractical for problems with more costly evaluations like ours.

None of the methods building on FunSearch [Liu+24; Ye+24; DDB24; Che+24; Zhe+25] outperform the results discovered by FunSearch on large-scale instances of the cap set problem. This suggests that scaling LLM-based evolutionary search in a distributed system is important to solve certain combinatorial problems. We provide a suitable, scalable implementation.

2.2 Related work on deletion-correcting codes

Levenshtein [Lev66] proves that VT codes [VT65] are asymptotically optimal for correcting a single deletion and proposes a linear-time decoding algorithm. VT codes are also conjectured to be largest for finite code lengths n , but this has only been proven for $n \leq 11$ (for $n \leq 8$ [Slo02]; for $n \leq 10$ in [But+02]; for $n \leq 11$ in [Nak+23]).

```

"""
Finds large independent set in graph  $G$  where vertices are binary strings of length
 $n$ .
Vertices in  $G$  are connected if they share a subsequence of length at least  $n-s$ .
Improve  $f_1$  over its previous versions below.
Keep the code short and comment for easy understanding.
"""
import numpy as np
import networkx as nx

def  $f_0(\mathbf{v}, G)$ :
    """Returns the priority with which we want to add vertex  $\mathbf{v}$ ."""
    return 0.0

def  $f_1(\mathbf{v}, G)$ :
    """Improved version of  $f_0$ """

```

Figure 2: Baseline prompt.

Levenshtein [Lev02] derives non-asymptotic upper and lower bounds for single-deletion-correcting codes. Later work [KK13; FVY15; CK16] refines his upper bound by formulating the problem as a linear program and considering its dual relaxation. The optimal solution to the relaxation equals the relaxation of the original problem and provides an upper bound on the maximum code size. However, exhaustive search by Kulkarni and Kiyavash [KK13] for short code lengths shows a gap between the best relaxed solution and the largest VT codes.

Regarding known constructions for multiple deletions, Helberg and Ferreira [HF02] extend VT codes and propose the first explicit construction, but the resulting code sizes remain limited for longer lengths. Swart and Ferreira [SF03] find larger code sizes for two deletions and code lengths $n \leq 12$ by using a run-length representation of sequences in a greedy search over 5×10^4 random permutations. Similarly, Landjev and Haralambiev [LH07] use heuristics and search to construct deletion-correcting codes for code lengths $n \leq 30$ and deletions $s = 2, 3, 4, 5$.

Cullina et al. [CKK12] obtain a lower bound on the maximum code size by partitioning sequences by Hamming weight, dividing the problem into smaller subproblems. Khajouei et al. [KZK11] propose concatenating shorter deletion-correcting codes, which they construct using a minimum-degree heuristic on the same graph formulation we consider. We also find a priority function that implements this heuristic, but it does not yield the largest code sizes for the lengths we consider.

3 Problem statement

We consider the problem of constructing deletion-correcting codes with a large number of codewords for finite code lengths n , correcting a fixed number s of adversarial bit deletions.

A deletion-correcting code is a set of sequences such that, even if an adversary deletes s bits from a codeword, the original codeword can still be uniquely recovered. Unique recovery is not possible if two codewords share a common subsequence of length $n - s$. A subsequence is any sequence of length $n - s$ obtained by deleting s bits from a codeword while preserving the order of the remaining bits. Thus, an n -bit, s -deletion-correcting code is a set $\mathcal{C} \subseteq \{0, 1\}^n$ such that the sets of length- $(n - s)$ subsequences obtained from any two distinct codewords $\mathbf{c}, \mathbf{c}' \in \mathcal{C}$ are disjoint.

The problem of constructing large n -bit, s -deletion-correcting codes can be reduced to finding an independent set \mathcal{I} in a graph G defined as follows. Let G be an undirected graph where each vertex is one of the 2^n binary sequences of length n , and we have an edge between two vertices if and only if the binary sequences they represent share a common subsequence of length at least $n - s$. An independent set in the graph G is a subset of vertices \mathcal{I} such that no two vertices are connected by an edge. An n -bit, s -deletion-correcting code is an independent set in the graph G .

To construct deletion-correcting codes, we greedily build independent sets \mathcal{I} in the graph G by iteratively adding vertices \mathbf{v} with the highest priority to an initially empty set and removing their neighbors. Let $f(\mathbf{v}, G)$ be a priority function that assigns a real-valued priority to each vertex \mathbf{v} in the graph G . At each step, we select the vertex with the highest priority $f(\mathbf{v}, G)$, add it to the independent set \mathcal{I} , and remove the vertex and its neighbors from G . If two or more vertices have the same priority, we break the tie by selecting the lexicographically smallest vertex (with 0 considered smaller than 1). The size of the resulting independent set \mathcal{I} depends on the choice of the priority function f , which determines which vertices are added.

In this formulation, constructing large n -bit, s -deletion-correcting codes reduces to designing a priority function f that maximizes the independent set size \mathcal{I} in the graph G .

4 Method

We adapt FunSearch, originally proposed by Romera-Paredes et al. [RP+24], and augment it with a deduplication step to optimize the priority function f to construct large deletion-correcting codes. FunSearch consists of five steps, explained below.

Step 1: Sampling from the program database. The program database is divided into islands that evolve independently to promote diversity. Each island groups priority functions into clusters based on the independent set sizes they achieve on evaluation inputs. Each cluster is assigned a score, which is explained in Step 3.

We sample a priority function from the program database as follows. First, we randomly sample an island j . Then, from island j , we sample a cluster i with probability p_i , given by a softmax distribution over the scores of all clusters on island j

$$p_i = \frac{e^{\text{score}_i / T_j}}{\sum_{i'} e^{\text{score}_{i'} / T_j}}, \quad \text{where } T_j = T \left(1 - \frac{n_j \bmod P}{P} \right).$$

Here, score_i is the score of cluster i , and T_j is the temperature for island j .

The temperature T_j depends on an initial temperature T , the number of priority functions n_j stored on island j , and a sampling period P . As the number of stored priority functions n_j increases, the temperature for island j decreases to shift the focus from exploration (sampling closer to uniform) to exploitation (favoring clusters with higher evaluation scores). The temperature resets after every P stored priority functions to reintroduce exploration and avoid suboptimal convergence.

We sample a priority function f from cluster i on island j , favoring shorter functions based on their lengths relative to the minimum and maximum function lengths in that cluster. The preference is based on the assumption, under Kolmogorov complexity [LV19; Kol65], that shorter functions often have lower computational complexity and are more efficient to evaluate, though this is not always the case in practice.

Step 2: Prompt construction and LLM inference. We construct a few-shot prompt by repeating the sampling process from Step 1 twice to obtain two priority functions. Sampling is done

without replacement, and the same cluster cannot be sampled twice for diverse few-shot examples. The initial prompt is shown in Figure 2.

The sampled priority functions are sorted by their cluster score, with the lower-scoring function first and the higher-scoring function as an example for improvement. The prompt is framed as a code completion task and ends with the header of a new priority function for the LLM to improve the higher-scoring example.

The prompt is passed through a pretrained LLM to generate a new priority function. We use StarCoder2-15B [Loz+24], an open-access model with 15 billion parameters trained on The Stack v2 dataset (775B tokens from 600+ programming languages) and additional tokens from sources like pull requests, issues, Jupyter notebooks, and StackOverflow, totaling 913B tokens.

Step 3: Evaluating the new priority function on graphs. We evaluate the new priority function as follows. For each evaluation input consisting of a code length n and a deletion correction parameter s , we construct an independent set \mathcal{I} in the graph G using the new priority function, as described in Section 3. If the function is not executable (e.g., due to syntax errors), it is discarded.

The evaluator assigns a score to the priority function using the scoring function $\text{score}(f)$. We use the independent set size obtained for the longest code length n in the evaluation input as the score, as we found this to outperform aggregate metrics such as averaging independent set sizes across all evaluation inputs (see Appendix E). A priority function is said to be optimal if it constructs maximum independent sets for all evaluation inputs $n \in [6, 11]$ and a single deletion $s = 1$, where the maximum is known.

Step 4: Deduplication and storing the new priority function. The evaluated priority function is stored on the same island j from which the few-shot examples in Step 1 are sampled. Each island serves as an independent program database to promote diversity. The independent set sizes achieved by the priority function over the evaluation inputs are compared to existing clusters on island j . If no cluster exists with priority functions that achieve the same independent set sizes, the function forms a new cluster and is assigned $\text{score}(f)$.

If a matching cluster exists, we apply our deduplication step to improve exploration and encourage the LLM to generate priority functions with distinct logic rather than minor syntactic variations. Two functions are considered duplicates if they produce the same hash value, computed from the priority scores they assign to each sequence. If the function is not a duplicate, it is assigned to the matching cluster, where all functions share the same $\text{score}(f)$, denoted as score_i in Step 1. If it is a duplicate, it is discarded.

Our deduplication step allows finding good priority functions with fewer functions processed (generated, evaluated, and stored) by avoiding prompts that include functionally identical examples differing only in syntax (see Appendix D).

Each island in the program database is initialized with the same trivial priority function shown in Figure 2, which assigns equal priority to all sequences.

To allow information exchange between islands, we periodically reset them. During a reset, the stored priority functions in the worst-performing half of the islands are discarded. Each island is then re-initialized with the priority function that initialized the highest-scoring cluster from a randomly sampled surviving island. Romera-Paredes et al. [RP+24] reset islands after a fixed time interval. In our implementation, we reset islands after a fixed number R of stored priority functions to decouple the reset logic from the rate at which functions are processed (which depends on available resources).

```

def f(v, G, n, s):
    position = [(j + 1) * (n - j) / (6 * s) for j, value in enumerate(v) if int(value) == 1]
    total_position = np.sum(position)
    degree = G.degree(v) / float(n)
    return 4 * total_position + 5 * degree

```

Figure 3: Graph-based priority function that constructs codes with zero sequence overlap with the largest $VT_0(n)$ codes for lengths $n = 7, 9, 11, 13$ while achieving the same code size.

```

def f(v, G, n, s):
    def _find_matches(vertex, n, s):
        counter = 0
        counter = sum([int(c) * (2i - 1) for i, c in enumerate(reversed(list(vertex))])])
        return (bin(counter)).count("1")
    def _count_ones(vertex):
        counter = 0
        counter = sum([int(_) for _ in list(vertex)])
        return counter
    weights = [(_find_matches(vertex_, n, s) / (s + 0.5) * np.exp(-(_count_ones(vertex_))),
vertex_) for vertex_ in G[v]]
    return sorted(weights)[-1]

```

Figure 4: Number-theoretic priority function that constructs the same codes as the largest $VT_0(n)$ codes for lengths $n \in [6, 11]$, but follows a different logic.

5 Experiments

We run 20 evolutionary search experiments, varying the initial temperature T , sampling period P , and the number of functions R stored before an island reset. Each experiment runs with or without dynamically decreasing the LLM sampling temperature to balance exploration and exploitation.

Our main finding is that FunSearch discovers priority functions that construct maximum-size single-deletion-correcting codes for lengths $6 \leq n \leq 11$, including previously unknown constructions. For longer code lengths ($n > 11$), where VT codes are conjectured to be optimal, FunSearch rediscovers them within our greedy framework and also finds alternative constructions of the same size (up to lengths $n = 25$). For two deletions, we discover larger codes than previously known for code lengths $n = 12, 13$ and 16.

5.1 Experimental setup

Each evolutionary search processes (generates, evaluates, and stores) 400K priority functions, which takes about 3.5K GPU hours. If an optimal function is found before reaching 400K, the run is stopped early. We then process an additional 20K functions to allow the search to discover other optimal solutions that may generalize better to longer code lengths.

We use the LLM hyperparameters listed in Table 9c in Appendix B, which we find to perform best in smaller-scale experiments.

We score the generated priority functions on code sizes achieved for a single deletion ($s = 1$) and lengths $n \in [6, 11]$, where the maximum is known. The evaluation range balances computational feasibility and problem difficulty. Smaller code lengths n make the problem trivial, while larger n result in prohibitive computational and memory costs.

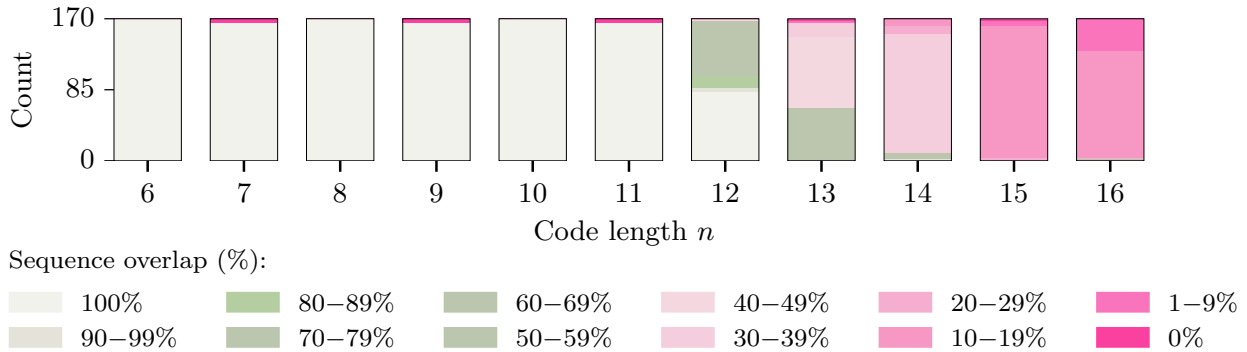


Figure 5: Sequence overlap between discovered optimal priority functions and the largest $VT_0(n)$ codes for $n \in [6, 16]$. Color denotes overlap bin; bar height the number of functions.

In all experiments, we use the independent set size for code length $n = 11$ as the scoring function for the generated priority functions, as it finds optimal ones with fewer processed than aggregate scoring functions (see Appendix E).

Performance is measured as a binary outcome: success or failure. A configuration is successful if it discovers an optimal priority function, that is, one that constructs a maximum independent set for all evaluation inputs.

Table 3 in Appendix C summarizes the configurations of successful runs. Appendix C details the code lengths where failed runs do not construct a maximum independent set, and shows their search trajectories, that plot the highest score assigned to priority functions across all clusters and islands as new functions are processed.

5.2 Underlying logic of optimal priority functions

We first identify common logical structures in the discovered optimal priority functions, and then discuss their relation to the best known VT codes. We categorize the discovered priority functions into graph-based and number-theoretic functions.

Graph-based priority functions assign priority based on local graph connectivity and sequence characteristics, considering both the degree of a vertex and the bit patterns of its neighbors. An example is in Figure 3.

Number-theoretic priority functions assign priority based on the integer representations of neighboring sequences and their bit patterns. An example is in Figure 4.

The best-known single-deletion-correcting codes are the VT codes [VT65]. For a given parameter $a \in \mathbb{Z}$, the VT code of length n , denoted $VT_a(n)$, is defined as the set of binary sequences $\mathbf{v} = (v_1, v_2, \dots, v_n) \in \{0, 1\}^n$ satisfying

$$\sum_{i=1}^n i \cdot v_i \equiv a \pmod{n+1}. \quad (1)$$

The $VT_0(n)$ code has maximum code size as $n \rightarrow \infty$ and is conjectured to have maximum code size for all code lengths n . In our framework, $VT_0(n)$ codes can be represented by a priority function that assigns a high priority (e.g., $+\infty$) to sequences satisfying Equation (1) with $a = 0$, and a low priority (e.g., 0) to those that do not.

Table 1: Code sizes for single-deletion correction across code lengths $n \in [6, 16]$. Each row shows the code size achieved by a priority function discovered under a specific run configuration: trivial initialization (f^T), first optimal function after 120K processed (f^{120K}), best function selected from standard runs with varying hyperparameters (f), from runs using weighted scoring (f^W), and from prompt 3 or 4 using StarCoder2 ($f^{3,4}$) or GPT-4o mini ($f^{3,4/\text{GPT}}$). Bold values mark known optimal sizes or the VT code size, conjectured to be optimal.

Priority function	$n = 6$	$n = 7$	$n = 8$	$n = 9$	$n = 10$	$n = 11$	$n = 12$	$n = 13$	$n = 14$	$n = 15$	$n = 16$
f^T	8	14	25	42	71	125	224	406	737	1345	2468
f^*	10	16	30	52	94	172	316	586	1054	2000	3389
f^{120K}	10	16	30	52	94	172	316	449	794	1386	2515
f^{W^*}	10	16	30	52	94	172	316	564	1096	1364	2493
$f^{3,4\&3/\text{GPT}}$	10	16	30	52	94	172	316	586	1096	2048	3856
f^4/GPT	10	16	30	52	94	172	316	586	1083	2025	3696

*Reported code sizes are not constructed by a single priority function. For each code length n , we report the maximum size achieved across all optimal functions discovered with the run configuration.

Figure 5 shows the sequence overlap between the codes constructed by our discovered priority functions and the largest $\text{VT}_0(n)$ codes for tested lengths $n \in [6, 16]$. Many of our discovered priority functions recover the largest $\text{VT}_0(n)$ codes with 100% sequence overlap and follow similar logic, as both graph-based and number-theoretic functions assign weights to bits based on their position in the sequence. However, priority functions that use graph structure alongside sequence information discover previously unknown codes. For example, the graph-based priority function in Figure 3 constructs codes that share no sequences with the largest $\text{VT}_0(n)$ codes for $n = 7, 9, 11$, and 13, while achieving the same size. Interestingly, we only find new codes matching VT code sizes for odd code lengths.

5.3 Generalization to longer code lengths and multiple deletions

A key strength of our approach is that we search for priority functions that construct deletion-correcting codes, rather than searching for the codes directly. This allows us to construct longer and multiple deletion-correcting codes with the priority functions found for short code lengths and a single deletion.

Table 1 shows that priority functions optimized for code lengths $n \in [6, 11]$ also achieve the conjectured largest $\text{VT}_0(n)$ code sizes for $n = 12, 13$ and remain close for $n \in [14, 16]$. For two deletions, the priority functions construct codes whose sizes are close to the best known over the tested lengths $n \in [7, 16]$, and improve on them for $n = 13$, where our search discovers a two-deletion-correcting code of size 50, larger than the previous best known size of 49, setting a new lower bound. The corresponding priority function is shown in Figure 11, and detailed results are given in Table 4, both in Appendix I.

Compared to previous search-based methods that search the full space of 2^n binary sequences [SF03; LH07], our search finds functions that construct larger two-deletion-correcting codes for lengths $n \in [12, 16]$. Searching the sequence space becomes exponentially harder with the code length, making it increasingly difficult to discover large codes. In contrast, our approach searches in the space of priority functions, which is independent of the code length.

These results show that priority functions optimized for single-deletion correction can, to some

```

def f(v, G, n, s):
    # The condition ord(a) > 125 has no effect, as the ASCII values of '0' and '1'
    # are always below 125.
    v = ''.join(['-' * (ord(a) > 125) + a for a in list(v)])
    onepositions = [c for c, d in reversed(list(enumerate(v, start=-len(v)))) if d
    == '1']
    negonesum = sum([-c for c in onepositions])
    # Maximum of negonesum is (n-1)/2 for n odd and n/2 for n even, which is
    # always < n, so taking mod n does not change the priority
    finalans = ([negonesum/((n+s)*1)] % n)
    return finalans

```

Figure 6: Priority function as generated by StarCoder2 using prompt 4, with comments added for clarity. For $s = 1$, this function is equivalent to the largest VT_0 code when sequences are iteratively added to an initially empty code based on highest priority and lexicographic order.

extent, generalize beyond their evaluation range. However, we did not find any priority function that constructs optimal single-deletion-correcting codes (where known) and matches or exceeds the best-known sizes for two deletions over all tested lengths.

5.4 Prompt engineering and general-purpose LLMs

The way LLMs are prompted can influence response quality. To assess whether prompt engineering improves generalization to longer code lengths or sample efficiency (i.e., the number of functions processed before finding an optimal one), we modify the baseline prompt in Figure 2.

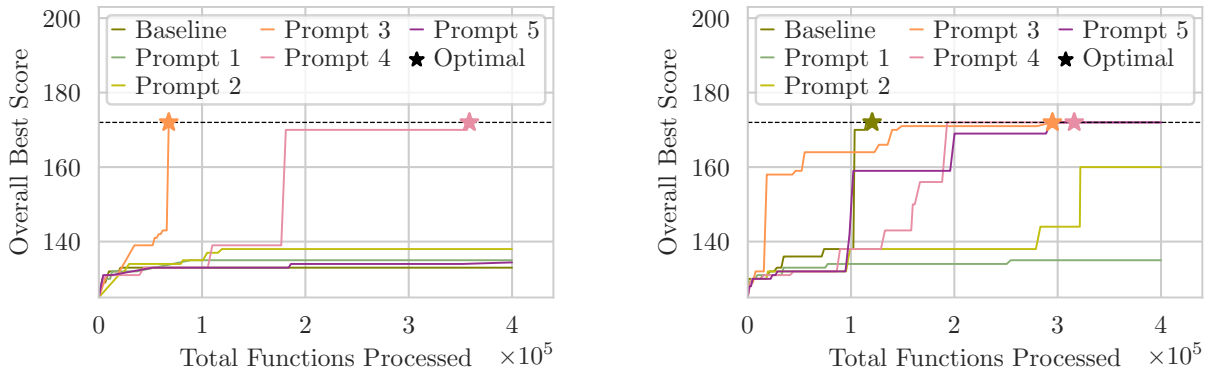
We also evaluate whether a general-purpose instruction-tuned model (we consider GPT-4o mini) can achieve similar improvements. Since GPT-4o mini has been trained on a broad range of tasks beyond code generation, it may better interpret the task compared to a model trained exclusively on code.

We find that prompt engineering improves generalization for both StarCoder2 and GPT-4o mini and improves sample efficiency for GPT-4o mini. Explicitly instructing StarCoder2 to consider binary string properties leads to rediscovering the largest $VT_0(n)$ codes for all code lengths n in an alternative form.

5.4.1 Prompt engineering

We test five prompts. Prompt 1 explicitly states that we are considering the single deletion case ($s = 1$) and that the priority function determines the importance of each vertex for inclusion in the independent set. Prompt 2 includes the evaluation script to provide context on how the priority function determines independent set size through greedy selection. Prompt 3 removes the graph G as an input to the priority function and excludes the `networkx` package to bias the LLM toward computing priority based on sequence structure only. Prompt 4 explicitly instructs the LLM to consider sequence structure. Prompt 5 combines modifications from prompts 1 and 4. The prompts are shown in Appendix G.1.

Table 1 shows that the priority functions discovered using StarCoder2 with prompts 3 and 4 generalize better to longer code lengths. Figures 19 and 21 in Appendix G.1 show examples of priority functions found with prompts 3 and 4, respectively, that achieve $VT_0(n)$ code sizes for all



(a) Search trajectory with GPT-4o mini.

(b) Search trajectory with StarCoder2.

Figure 7: GPT-4o mini finds optimal priority functions with fewer processed and generates more executable functions than StarCoder2, but requires prompt engineering.

tested code lengths $n \in [6, 25]$, but follow a different logic. The function in Figure 21 constructs new codes for odd lengths that have zero sequence overlap with the largest $VT_0(n)$ codes in this range. Figure 6 shows the priority function found with prompt 4, which is equivalent to the largest $VT_0(n)$ codes for all code lengths, as explained in Appendix H.

The other prompts fail to find optimal priority functions within 400K processed. With prompt engineering (prompt 3), the first optimal priority function is discovered after approximately 300K functions, compared to 120K in the best run without prompt engineering. This indicates that for StarCoder2, the prompts considered here do not improve sample efficiency.

5.4.2 GPT-4o mini for generating priority functions

Figure 7 shows that GPT-4o mini finds an optimal priority function with fewer candidates than StarCoder2 (69K vs. 120K) and generates a larger fraction of executable functions (43.7% vs. 16.2%). However, without prompt engineering, GPT-4o mini fails to find an optimal function within 400K processed. Optimal solutions are only found with prompts 3 and 4.

Figures 23 and 24 in Appendix G.2 show examples of priority functions discovered with GPT-4o mini using prompt 3 and prompt 4, respectively. Functions generated with prompt 3 achieve 100% sequence overlap with the largest $VT_0(n)$ codes for lengths $n \in [6, 25]$, while functions generated with prompt 4 achieve $VT_0(n)$ code sizes for $n \in [6, 13]$ and are close to $VT_0(n)$ code sizes for larger lengths $n \in [14, 16]$.

5.5 Search for multiple deletion-correcting codes

We now conduct evolutionary searches to find two-deletion-correcting codes. In our prior searches, we focused on single-deletion-correcting codes.

We consider two additional evaluation sets for the search. The first scores functions based on two-deletion-correcting code sizes for code lengths $n \in [7, 12]$. The second jointly scores functions based on single- and two-deletion-correcting code sizes, using $n \in [9, 11]$ for $s = 1$ and $n \in [10, 12]$

for $s = 2$. For each set, we run searches using the default configuration from Section 5.1, as well as with weighted scoring and prompt 4, resulting in a total of six additional runs.

Searches targeting two-deletion-correcting codes discover a new lower bound at $n = 12$; the previously best-known code size was 32, while we find functions (e.g., the one shown in Figure 28) that construct codes of size 34. Joint searches for single- and two-deletion-correcting codes establish a new lower bound at $n = 16$, where the best-known size was 201 and our method finds a function that constructs a code of size 204. These joint searches also find functions that construct known-optimal or $VT_0(n)$ -sized codes for a single deletion with $n \in [6, 13]$, and closely match the best-known sizes for two and three deletions over tested lengths $n \in [7, 16]$ (e.g., the function in Figure 33). More details are in Appendix I; Table 4 summarizes the achieved code sizes for correcting one, two, and three deletions, and Figure 26 shows their difference from the best-known sizes.

6 Limitations

In this work, we found new error-correcting codes and re-discovered existing ones using LLMs and evolutionary search. These results demonstrate the potential of LLM-guided search for information theory and error-correcting code design.

Unlike previous approaches that mostly rely on hand-crafted heuristics specific to the error type, our method applies to any error type or combination thereof, as long as the distinguishability constraint is well-defined (e.g., for deletions, ensuring no common subsequences).

A key limitation of our approach is the poor scalability of the evaluator, which makes evolutionary search infeasible for moderate to large code lengths. The evaluator computes the priority of each sequence, and the number of sequences grows exponentially with the code length. If the function additionally relies on the graph to compute priority, the evaluator must also construct or load the graph, which quickly becomes memory-prohibitive as it stores all sequences along with their pairwise edges.

Nonetheless, searching in the function space at a strategic level generalizes better than previous approaches [SF03; LH07] that search directly in the space of all binary sequences. Priority functions found for shorter codes can be used to construct codes of larger lengths and, as we have seen, generalize to some extent. Moreover, the discovered priority functions can be mathematically analyzed, potentially allowing code sizes to be determined without explicitly constructing the codes, as demonstrated by the priority function that rediscovered VT codes.

Acknowledgements

This work was funded by the European Union (DiDAX, 101115134). Views and opinions expressed are, however, those of the authors only and do not necessarily reflect those of the European Union or the European Research Council Executive Agency. Neither the European Union nor the granting authority can be held responsible for them.

The authors thank Maria Abu Sini for proofreading and helpful comments, as well as Roni Con and Eitan Yaakobi for insightful discussions on deletion-correcting codes.

Code availability

The code used in this work will be made publicly available at <https://github.com/MLI-lab/FunDCC>.

References

- [Agl+24] V. Aglietti, I. Ktena, J. Schrouff, E. Sgouritsa, F. J. R. Ruiz, A. Malek, A. Bellot, and S. Chiappa. *FunBO: Discovering Acquisition Functions for Bayesian Optimization with FunSearch*. Preprint: [arXiv:2406.04824](https://arxiv.org/abs/2406.04824), 2024.
- [Alb+15] T. R. Albrecht et al. “Bit-Patterned Magnetic Recording: Theory, Media Fabrication, and Recording Performance”. *IEEE Transactions on Magnetics*, pp. 1–42, 2015.
- [BI15] A. Backurs and P. Indyk. “Edit Distance Cannot Be Computed in Strongly Subquadratic Time (unless SETH is false)”. In: *Proceedings of the forty-seventh annual ACM symposium on Theory of Computing*, pp. 51–58, 2015.
- [BK23] J. Bartusek and D. Khurana. “Cryptography with Certified Deletion”. In: *Advances in Cryptology - CRYPTO 2023*, pp. 192–223, 2023.
- [Ben+21] E. M. Bender, T. Gebru, A. McMillan-Major, and S. Shmitchell. “On the Dangers of Stochastic Parrots: Can Language Models Be Too Big?” In: *Proceedings of the 2021 ACM Conference on Fairness, Accountability, and Transparency*, pp. 610–623, 2021.
- [Bla+20] R. Blasing, A. A. Khan, P. C. Filippou, C. Garg, F. Hameed, J. Castrillon, and S. S. P. Parkin. “Magnetic Racetrack Memory: From Physics to the Cusp of Applications Within a Decade”. *Proceedings of the IEEE*, pp. 1303–1321, 2020.
- [Bra+25] S. Brahmachary, S. M. Joshi, A. Panda, K. Koneripalli, A. K. Sagotra, H. Patel, A. Sharma, A. D. Jagtap, and K. Kalyanaraman. “Large language model-based evolutionary optimizer: Reasoning with elitism”. *Neurocomputing*, p. 129272, 2025.
- [But+02] S. Butenko, P. Pardalos, I. Sergienko, V. Shylo, and P. Stetsyuk. “Finding maximum independent sets in graphs arising from coding theory”. In: *Proceedings of the 2002 ACM symposium on Applied computing*, pp. 542–546, 2002.
- [CL88] H. Carrillo and D. Lipman. “The Multiple Sequence Alignment Problem in Biology”. *SIAM Journal on Applied Mathematics*, pp. 1073–1082, 1988.
- [CDS23] A. Chen, D. Dohan, and D. So. “EvoPrompting: Language Models for Code-Level Neural Architecture Search”. In: *Advances in Neural Information Processing Systems*. Vol. 36, pp. 7787–7817, 2023.
- [Che+21] M. Chen et al. *Evaluating Large Language Models Trained on Code*. Preprint: [arXiv:2107.03374](https://arxiv.org/abs/2107.03374), 2021.
- [Che+24] Z. Chen, Z. Zhou, Y. Lu, R. Xu, L. Pan, and Z. Lan. *UBER: Uncertainty-Based Evolution with Large Language Models for Automatic Heuristic Design*. Preprint: [arXiv:2412.20694](https://arxiv.org/abs/2412.20694), 2024.
- [Che+18] K. Cheng, Z. Jin, X. Li, and K. Wu. “Deterministic Document Exchange Protocols, and Almost Optimal Binary Codes for Edit Errors”. In: *IEEE 59th Annual Symposium on Foundations of Computer Science (FOCS)*, pp. 200–211, 2018.
- [Cob+21] K. Cobbe et al. *Training Verifiers to Solve Math Word Problems*. Preprint: [arXiv:2110.14168](https://arxiv.org/abs/2110.14168), 2021.

- [CK16] D. Cullina and N. Kiyavash. “Generalized Sphere-Packing Bounds on the Size of Codes for Combinatorial Channels”. *IEEE Transactions on Information Theory*, pp. 4454–4465, 2016.
- [CKK12] D. Cullina, A. A. Kulkarni, and N. Kiyavash. “A coloring approach to constructing deletion correcting codes from constant weight subgraphs”. In: *IEEE International Symposium on Information Theory Proceedings*, pp. 513–517, 2012.
- [DDB24] P. V. T. Dat, L. Doan, and H. T. T. Binh. *HSEvo: Elevating Automatic Heuristic Design with Diversity-Driven Harmony Search and Genetic Algorithm Using LLMs*. Preprint: [arXiv:2412.14995](https://arxiv.org/abs/2412.14995), 2024.
- [FVY15] A. Fazeli, A. Vardy, and E. Yaakobi. “Generalized Sphere Packing Bound”. *IEEE Transactions on Information Theory*, pp. 2313–2334, 2015.
- [Fer+24] C. Fernando, D. S. Banarse, H. Michalewski, S. Osindero, and T. Rocktaschel. “Prompt-breeder: Self-Referential Self-Improvement via Prompt Evolution”. In: *Proceedings of the 41st International Conference on Machine Learning*, pp. 13481–13544, 2024.
- [Haz+24] R. Hazra, A. Sygkounas, A. Persson, A. Loutfi, and P. Z. D. Martires. *REvolve: Reward Evolution with Large Language Models using Human Feedback*. Preprint: [arXiv:2406.01309](https://arxiv.org/abs/2406.01309), 2024.
- [HF02] A. Helberg and H. Ferreira. “On multiple insertion/deletion correcting codes”. *IEEE Transactions on Information Theory*, pp. 305–308, 2002.
- [KZK11] F. Khajouei, M. Zolghadr, and N. Kiyavash. “An algorithmic approach for finding deletion correcting codes”. In: *2011 IEEE Information Theory Workshop*, pp. 25–29, 2011.
- [Kol65] A. N. Kolmogorov. “Three approaches to the definition of the concept quantity of information”. *Problemy peredachi informatsii*, pp. 3–11, 1965.
- [KK13] A. A. Kulkarni and N. Kiyavash. “Nonasymptotic Upper Bounds for Deletion Correcting Codes”. *IEEE Transactions on Information Theory*, pp. 5115–5130, 2013.
- [LG+24] A. L. Gimpel, W. J. Stark, R. Heckel, and R. N. Grass. “Challenges for error-correction coding in DNA data storage: photolithographic synthesis and DNA decay”. *Digital Discovery*, pp. 2497–2508, 2024.
- [LH07] I. Landjev and K. Haralambiev. “On Multiple Deletion Codes”. *Serdica Journal of Computing*, pp. 13–26, 2007.
- [LTT24] R. Lange, Y. Tian, and Y. Tang. “Large Language Models As Evolution Strategies”. In: *Proceedings of the Genetic and Evolutionary Computation Conference Companion*, pp. 579–582, 2024.
- [Lee+25] K.-H. Lee, I. Fischer, Y.-H. Wu, D. Marwood, S. Baluja, D. Schuurmans, and X. Chen. *Evolving Deeper LLM Thinking*. Preprint: [arXiv:2501.09891](https://arxiv.org/abs/2501.09891), 2025.
- [Leh+24] J. Lehman, J. Gordon, S. Jain, K. Ndousse, C. Yeh, and K. O. Stanley. “Evolution Through Large Models”. In: *Handbook of Evolutionary Machine Learning*. Springer Nature, pp. 331–366, 2024.
- [Lev66] V. I. Levenshtein. “Binary Codes Capable of Correcting Deletions, Insertions and Reversals”. *Soviet Physics Doklady*, p. 707, 1966.

- [Lev02] V. Levenshtein. “Bounds for deletion/insertion correcting codes”. In: *Proceedings IEEE International Symposium on Information Theory*, p. 370, 2002.
- [Lew+22] A. Lewkowycz et al. “Solving Quantitative Reasoning Problems with Language Models”. In: *Advances in Neural Information Processing Systems*. Vol. 35, pp. 3843–3857, 2022.
- [LV19] M. Li and P. Vitanyi. *An Introduction to Kolmogorov Complexity and Its Applications*. Springer, 2019.
- [Li+22] Y. Li et al. “Competition-level code generation with AlphaCode”. *Science*, pp. 1092–1097, 2022.
- [Liu+24] F. Liu, T. Xialiang, M. Yuan, X. Lin, F. Luo, Z. Wang, Z. Lu, and Q. Zhang. “Evolution of Heuristics: Towards Efficient Automatic Algorithm Design Using Large Language Model”. In: *Proceedings of the 41st International Conference on Machine Learning*, pp. 32201–32223, 2024.
- [LP09] L. Lovasz and M. D. Plummer. *Matching Theory*. Vol. 367. American Mathematical Soc., 2009.
- [Loz+24] A. Lozhkov et al. *StarCoder 2 and The Stack v2: The Next Generation*. Preprint: [arXiv:2402.19173](https://arxiv.org/abs/2402.19173), 2024.
- [Lu+25] C. Lu, S. Holt, C. Fanconi, A. Chan, J. Foerster, M. van der Schaar, and R. Lange. “Discovering Preference Optimization Algorithms with and for Large Language Models”. In: *Advances in Neural Information Processing Systems*. Vol. 37, pp. 86528–86573, 2025.
- [Ma+23] Y. J. Ma, W. Liang, G. Wang, D.-A. Huang, O. Bastani, D. Jayaraman, Y. Zhu, L. Fan, and A. Anandkumar. “Eureka: Human-Level Reward Design via Coding Large Language Models”. In: *The Twelfth International Conference on Learning Representations*, 2023.
- [Mah+24] K. Mahowald, A. A. Ivanova, I. A. Blank, N. Kanwisher, J. B. Tenenbaum, and E. Fedorenko. “Dissociating language and thought in large language models”. *Trends in Cognitive Sciences*. Publisher: Elsevier, pp. 517–540, 2024.
- [Nak+23] K. Nakasho, M. Hagiwara, A. Anderson, and J. B. Nation. *The Tight Upper Bound for the Size of Single Deletion Error Correcting Codes in Dimension 11*. Preprint: [arXiv:2309.14736](https://arxiv.org/abs/2309.14736), 2023.
- [Nas+24] M. U. Nasir, S. Earle, J. Togelius, S. James, and C. Cleghorn. “LLMatic: Neural Architecture Search Via Large Language Models And Quality Diversity Optimization”. In: *Proceedings of the Genetic and Evolutionary Computation Conference*, pp. 1110–1118, 2024.
- [PHT08] S. S. P. Parkin, M. Hayashi, and L. Thomas. “Magnetic Domain-Wall Racetrack Memory”. *Science*. Publisher: American Association for the Advancement of Science, pp. 190–194, 2008.
- [PS24] I. Pivotal Software. *RabbitMQ*, 2024 Available at: <https://www.rabbitmq.com/>.
- [RP+24] B. Romera-Paredes et al. “Mathematical discoveries from program search with large language models”. *Nature*, pp. 468–475, 2024.

- [SHS13] W. W. Shi, W. Han, and W. C. Si. “A Hybrid Genetic Algorithm Based on Harmony Search and its Improving”. In: *Informatics and Management Science I*, pp. 101–109, 2013.
- [Sho+24] P. Shojaee, K. Meidani, S. Gupta, A. B. Farimani, and C. K. Reddy. “LLM-SR: Scientific Equation Discovery via Programming with Large Language Models”. In: *The Thirteenth International Conference on Learning Representations*, 2024.
- [Slo02] N. J. A. Sloane. “On single-deletion-correcting codes”. In: *Codes and Designs*. Walter de Gruyter, pp. 273–292, 2002.
- [SF03] T. Swart and H. Ferreira. “A note on double insertion/deletion correcting codes”. *IEEE Transactions on Information Theory*, pp. 269–273, 2003.
- [VT65] R. R. Varshamov and G. M. Tenengolts. “Codes which correct single asymmetric errors.” *Avtomatika i Telemekhanika*, 1965.
- [Xu+23] C. Xu, Q. Sun, K. Zheng, X. Geng, P. Zhao, J. Feng, C. Tao, and D. Jiang. *WizardLM: Empowering Large Language Models to Follow Complex Instructions*. Preprint: [arXiv:2304.12244](https://arxiv.org/abs/2304.12244), 2023.
- [Yan+23] C. Yang, X. Wang, Y. Lu, H. Liu, Q. V. Le, D. Zhou, and X. Chen. “Large Language Models as Optimizers”. In: *The Twelfth International Conference on Learning Representations*, 2023.
- [Ye+24] H. Ye, J. Wang, Z. Cao, F. Berto, C. Hua, H. Kim, J. Park, and G. Song. “ReEvo: Large Language Models as Hyper-Heuristics with Reflective Evolution”. In: *The Thirty-eighth Annual Conference on Neural Information Processing Systems*, 2024.
- [Zhe+23] M. Zheng, X. Su, S. You, F. Wang, C. Qian, C. Xu, and S. Albanie. *Can GPT-4 Perform Neural Architecture Search?* Preprint: [arXiv:2304.10970](https://arxiv.org/abs/2304.10970), 2023.
- [Zhe+25] Z. Zheng, Z. Xie, Z. Wang, and B. Hooi. *Monte Carlo Tree Search for Comprehensive Exploration in LLM-Based Automatic Heuristic Design*. Preprint: [arXiv:2501.08603](https://arxiv.org/abs/2501.08603), 2025.

A Implementation details

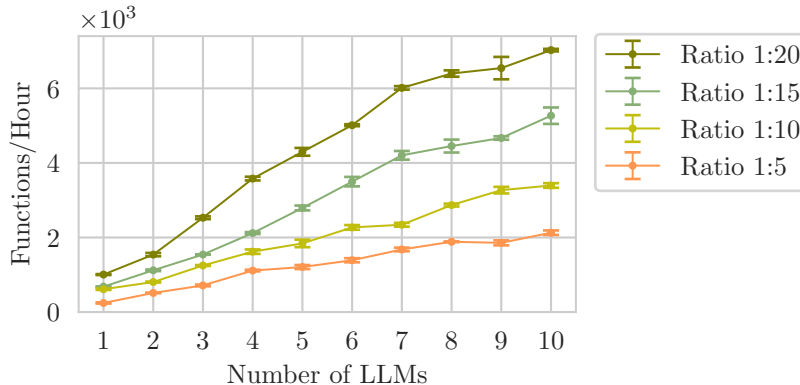


Figure 8: Rate at which functions are processed for different LLM-to-Evaluator ratios in our distributed implementation of FunSearch.

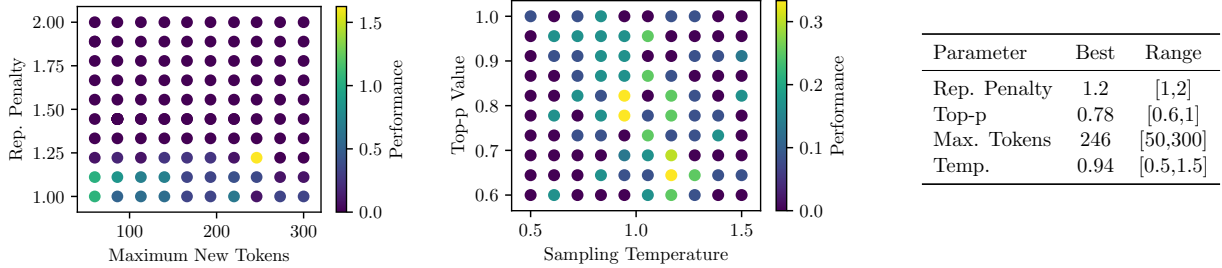
We implement FunSearch using RabbitMQ [PS24] for parallelization via asynchronous message passing. The system consists of multiple LLMs and evaluators, and a single program database, each running as an independent worker. Workers communicate through RabbitMQ queues using the Advanced Message Queuing Protocol (AMQP) 0-9-1, which runs over the Transmission Control Protocol (TCP). Each worker consumes and publishes messages to their designated queues.

The program database constructs prompts and sends them to the LLM queue. The LLMs process these prompts to generate new priority functions, which are published to the evaluator queue. The evaluators compute evaluation scores and return the results to the program database queue.

The number of functions that can be processed within a fixed time interval is determined by the number of LLMs and evaluators. We run our implementation of FunSearch with different LLM-to-Evaluator ratios to understand how resource allocation affects throughput. Each LLM runs on a single GPU (NVIDIA A100 (80GB) or H100 (94GB)), while each evaluator processes inputs in parallel using two CPU cores. Evaluators execute functions with a 5-minute timeout; if execution exceeds this limit, the function is considered non-executable.

Figure 8 shows the throughput in functions per hour (higher is better) for different LLM-to-evaluator ratios. We achieve the highest throughput at the largest tested ratio of 20 evaluators per LLM. We expect that increasing the number of evaluators further would increase throughput, but we could not test this due to infrastructure constraints. The reported results correspond to a suboptimal setup where evaluators construct the graph from scratch rather than loading a precomputed file, which increases evaluation time. Using precomputed graphs increases throughput further, but does not change the conclusion that evaluators are the limiting factor, and increasing their number relative to LLMs increases throughput up to a point.

If processing rates between LLMs and evaluators are imbalanced during execution, our implementation also supports dynamically scaling their number (within available resources) to optimize throughput.



(a) Performance across maximum new tokens and repetition penalty. (b) Performance across temperature and top-p. (c) Best-performing hyperparameters.

Figure 9: Results of LLM hyperparameter optimization from smaller-scale experiments.

B LLM hyperparameter optimization

We conduct two independent grid searches for the LLM hyperparameters, varying maximum new tokens and repetition penalty while keeping temperature and top-p fixed, and vice versa.

We measure performance as the average improvement in the independent set sizes constructed by the best priority functions across all islands for all code lengths $n \in [6, 11]$ with deletion parameter $s = 1$, relative to the trivial initialization. Each grid search run is evaluated after one hour using one GPU and 40 CPUs to balance search depth with computational feasibility.

For the grid search over maximum new tokens, we consider values in the range $[60, 300]$, and for repetition penalty, values in $[1.0, 2.0]$, both divided into 10 equally spaced grid points. Temperature and top-p are fixed at 0.2 and 0.95, respectively, as in Section 7.1.3 of Lozhkov et al. [Loz+24]. The results are shown in Figure 9a. Low repetition penalties combined with high maximum new tokens often result in the LLM repeating the code completion task, generating multiple function headers with minor variations or trivial return statements instead of a single, improved function. Repetition penalties above 1.22 fail to generate executable functions. While competitive results are achieved with maximum new tokens between 60 and 140 and repetition penalties between 1.05 and 1.11, the highest performance is observed with 246 maximum new tokens and a repetition penalty of 1.22. Since generating even a single optimal priority function suffices, we proceed with these hyperparameters.

For the grid search over temperature and top-p, we consider values in $[0.5, 1.5]$ and $[0.6, 1.0]$, respectively, with 10 equally spaced grid points, while keeping maximum new tokens fixed at 246 and the repetition penalty at 1.22. The results are shown in Figure 9b. Higher variability in token sampling (larger temperature and top-p values) increases fluctuations in the performance metric but also improves performance. More deterministic sampling results in more syntactically correct functions but does not lead to better performance.

These findings align with the hypothesis of Romera-Paredes et al. [RP+24] that the LLM contributes by exploring diverse function solutions, occasionally generating good executable functions but often producing unusable outputs. The best performance is achieved at a temperature of 0.9444 and a top-p of 0.7778.

Table 2: Results for different evolutionary search hyperparameter configurations.

(a) Results for initial temperature T , with $P = 30K$ and $R = 1.2K$ fixed.

T	$n = 6$	$n = 7$	$n = 8$	$n = 9$	$n = 10$	$n = 11$
0.05	×	✓	×	×	×	×
0.1	✓	✓	✓	✓	✓	✓
0.3	✓	✓	×	×	✓	×
0.5	×	×	✓	×	×	×
1	✓	✓	×	×	×	×

(b) Results for period P , with $T = 0.1$ and $R = 1.2K$ fixed.

P	$n = 6$	$n = 7$	$n = 8$	$n = 9$	$n = 10$	$n = 11$
5,000	✓	✓	✓	✓	✓	✓
10,000	✓	✓	✓	×	×	×
30,000	✓	✓	✓	✓	✓	✓
50,000	✓	✓	✓	✓	✓	✓
100,000	✓	✓	✓	×	×	×

(c) Results for the number of functions R stored before an island reset, with $T = 0.1$ and $P = 30K$ fixed.

R	$n = 6$	$n = 7$	$n = 8$	$n = 9$	$n = 10$	$n = 11$
300	✓	✓	✓	✓	✓	✓
600	✓	✓	✓	✓	✓	✓
1200	✓	✓	✓	✓	✓	✓
2400	×	✓	×	×	×	×
5000	✓	✓	×	✓	×	×

(d) Results for dynamically decreasing the LLM temperature to greedy decoding after storing D functions.

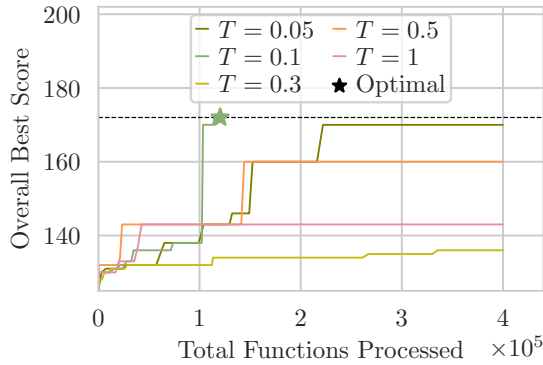
D	$n = 6$	$n = 7$	$n = 8$	$n = 9$	$n = 10$	$n = 11$
5,000	✓	✓	✓	✓	✓	✓
10,000	×	✓	×	✓	×	×
20,000	✓	✓	✓	✓	✓	×
50,000	✓	✓	×	×	✓	✓

C Evolutionary search hyperparameter optimization

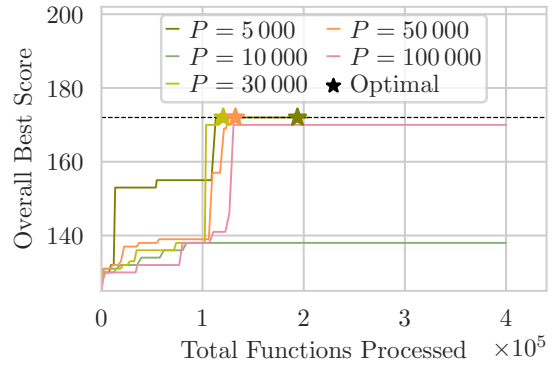
We perform independent grid searches over the evolutionary search hyperparameters initial temperature T , sampling period P and the number of functions R stored before an island reset, using the best-performing LLM hyperparameters from Table 9c. Performance is measured as a binary outcome: success or failure in finding an optimal priority function that constructs a maximum independent set for all evaluation inputs $n \in [6, 11]$ with $s = 1$, where the maximum is known. Each evolutionary search run is evaluated after generating 400K priority functions or stops early if an optimal function is found and 20K additional ones are generated.

Table 2a summarizes the results for initial temperatures $T \in \{0.05, 0.1, 0.3, 0.5, 1\}$ with a fixed sampling period of $P = 30K$ and $R = 1.2K$ functions stored before a reset. An optimal priority function is found only when the temperature is set to $T = 0.1$. Figure 10a shows the evolutionary search trajectories, plotting the highest score assigned to priority functions across all clusters and islands as new functions are processed. With $T = 0.1$, an optimal function (shown in Figure 11) is found after approximately 115,850 processed functions, with 20.7% of generated functions stored at the end of the search. When the temperature is set to $T = 0.05, 0.3, 0.5$, or 1 , the percentages of stored functions are 18.6%, 19.3%, 12.0%, and 10.0%, respectively. Across all configurations, only a small fraction of generated functions is stored, with many failed executions.

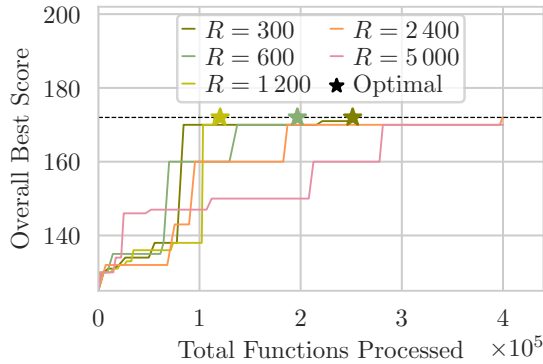
Table 2b summarizes the results for sampling periods $P \in \{5K, 10K, 30K, 50K, 100K\}$, with a fixed temperature of $T = 0.1$ and $R = 1.2K$ functions stored before a reset. Adjusting the sampling period does not improve performance beyond the configuration with $P = 30K$ in the grid search over temperature. Figure 10b shows the evolutionary trajectories for different sampling periods. With $P = 5K$, an optimal priority function is found after 193,815 processed functions, with 18.1% stored at termination. With $P = 50K$, an optimal function is found after 132,499 processed functions, with 23.0% stored. When the sampling period is set to $P = 10K$ or $P = 100K$, no



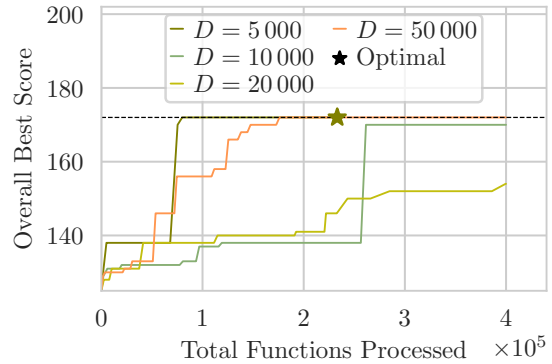
(a) Varying initial temperature $T \in \{0.05, 0.1, 0.3, 0.5, 1\}$ with fixed $P = 30K$ and $R = 1.2K$.



(b) Varying sampling period $P \in \{5K, 10K, 30K, 50K, 100K\}$ with fixed $T = 0.1$ and $R = 1.2K$.



(c) Varying number of functions $R \in \{300, 600, 1.2K, 2.4K, 5K\}$ stored before an island reset, with fixed $T = 0.1$ and $P = 30K$.



(d) Dynamically decreasing LLM temperature, reaching greedy decoding at $D \in \{5K, 10K, 20K, 50K\}$ functions.

Figure 10: Trajectories for varying evolutionary search hyperparameters.

optimal function is found after 400K processed functions, and the fractions of stored functions are 13.0% and 19.8%, respectively.

Table 2c summarizes the results for numbers of functions $R \in \{300, 600, 1.2K, 2.4K, 5K\}$ stored before an island reset, with a fixed temperature of $T = 0.1$ and a sampling period of $P = 30K$. Varying R does not improve performance beyond the configuration with $R = 1.2K$ in the grid search over temperature. Figure 10c shows the evolutionary trajectories for different values of R . With $R = 300$, an optimal priority function is found after 251,359 processed functions, with 18.2% stored at termination. With $R = 600$, an optimal function is found after 196,756 processed functions, with 19.9% stored. When $R = 2,400$ or $R = 5K$, no optimal function is found within 400K processed, and the fractions of stored functions are 19.2% and 19.6%, respectively.

We also experiment with dynamically decreasing the LLM sampling temperature to balance exploration and exploitation. The temperature is initialized at 0.94 and decreases as more functions are stored on the island from which the prompt is sampled, reaching zero at $D \in \{5K, 10K, 20K, 50K\}$ stored functions. Similar to reducing the temperature for sampling clusters as more functions are

Initial T	Period P	Reset R	Dynamic D
0.1	30,000	1,200	w/o
0.1	30,000	1,200	5,000
0.1	30,000	300	w/o
0.1	30,000	600	w/o
0.1	5,000	1,200	w/o
0.1	50,000	1,200	w/o

Table 3: Evolutionary search configurations that find optimal priority functions with 400K processed.

```
def f(v, G, n, s):
    neighbours = []
    for neighbor in G[v]:
        p = np.log(int(neighbor[:-s], 2) + 1) * \
            (2 ** (((len(neighbor) - s) - neighbor[:-s].count('0')) +
                ((neighbor[:-s] != '0') * len([i for i in range(0, len(neighbor), 8)])))) / \
            np.exp(sum([(i == "1") * len([j for j in ["1"] * 3]) for i in neighbor]))
        neighbours.append((p, neighbor))
    if not neighbours:
        return 0
    return sorted(neighbours, key=lambda x: x[0], reverse=True)[0][0]
```

Figure 11: Optimal priority function f^{120K} found after about 120K processed with $T = 0.1$, $P = 30K$ and $R = 1.2K$.

stored, decreasing the LLM sampling temperature makes token sampling more deterministic over time, promoting the exploitation of higher-scoring function examples in prompts.

Table 2d summarizes the results for dynamically decreasing the LLM sampling temperature for different values of D . While this approach slightly increases the number of executable functions, it does not improve search efficiency in finding an optimal priority function with fewer functions processed compared to a fixed temperature. Figure 10d shows the evolutionary trajectories. With $D = 5K$, an optimal priority function is found after 246,639 processed functions, with 22.6% stored at termination. When $D = 10K$, $20K$, or $50K$, no optimal function is found within 400K processed, with 21.1%, 17.2%, and 21.4% stored, respectively.

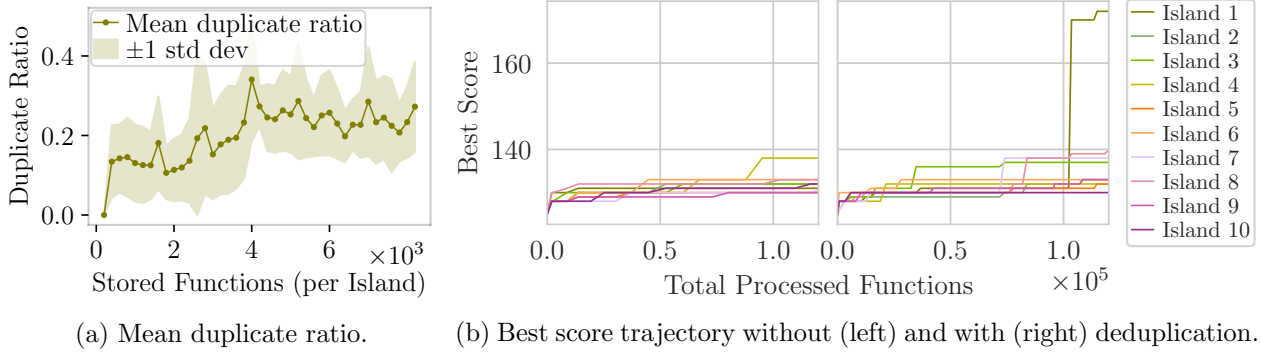


Figure 12: Results of the evolutionary search experiments with and without function deduplication.

D Effectiveness of deduplication

We assess the effectiveness of our function deduplication step by running an evolutionary search without it. For this search, we use an initial temperature $T = 0.1$, a sampling period $P = 30K$, store $R = 1.2K$ functions before an island reset, and use the best-performing LLM hyperparameters listed in Table 9c.

Figure 12a shows the mean duplicate ratio, defined as the number of duplicate functions divided by the total number of stored functions. It is computed every 200 stored functions per island and averaged across all islands. Without deduplication, approximately 20% of stored functions are duplicates, either exact copies of previously seen priority functions or syntactically modified versions with unchanged logic.

Figure 13 shows a prompt with duplicate few-shot examples and the corresponding function output generated by the LLM. Duplicate examples often result in the LLM generating functions with identical logic or minor syntactic changes, which fail to construct larger independent sets.

Figure 12b compares the run without deduplication to the run with deduplication that uses the same run configurations. The search with deduplication processes fewer functions before finding an optimal one, suggesting that deduplication improves sample efficiency by filtering out prompts with duplicate examples.

```

import numpy as np
import networkx as nx

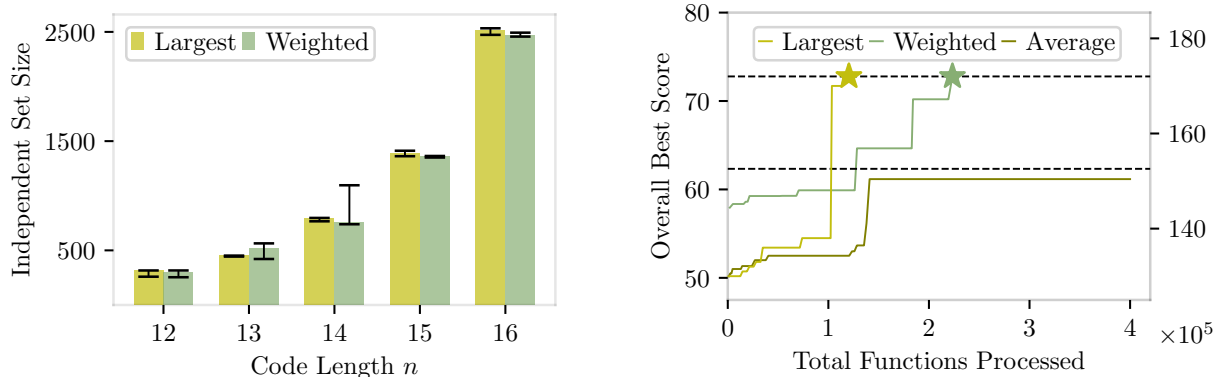
def f0(v,G,n,s):
    """Returns the priority with which we want to add vertex v."""
    vertex = str(v)
    count = 0
    for j in range(3, n + 1):
        for k in range(n - (j - 1)):
            ones = []
            zeros = []
            if vertex[k] == '1' or vertex[k] == '0':
                for l in range(k, k + j):
                    if vertex[l] == '1':
                        ones.append("1")
                    elif vertex[l] == '0':
                        zeros.append("0")
                if len(ones) > len(zeros):
                    count += len(ones)
                    ones = []
                elif len(zeros) > len(ones):
                    count -= len(zeros)
                    zeros = []
            else:
                pass
    return count

def f1(v,G,n,s):
    """ Improved version of f0."""
    vertex = str(v)
    count = 0
    for i in range(3, n + 2):
        # print("i is ")
        # print(i)
        if i <= n + 1:
            for j in range(n - (i - 1)):
                ones = []
                zeros = []
                for k in range(j, j + i):
                    if vertex[k] == '1':
                        ones.append("1")
                    elif vertex[k] == '0':
                        zeros.append('0')
                if len(ones) > len(zeros):
                    count += len(ones)
                elif len(ones) < len(zeros):
                    count -= len(zeros)
    return count

def f2(v,G,n,s):
    """Improved version of f1."""
    vertex = str(v);
    count = 0;
    ones = list();
    zeros = list ();
    for i in range((n)):
        if vertex[i] == '0':
            zeros.append("0");
        if vertex[i] == '1':
            ones.append ("1")
        if (len(ones)-len(zeros)) >= 1 :
            count+= len(ones);
            while len(ones)!=0:
                ones.pop(-1)
            zeros=[]
        elif (-len(ones)+len(zeros))>= 1:
            count-= len(zeros);
            while len(zeros)!=0:
                zeros.pop(-1)
            # ones=[];
    return int(count /4 )

```

Figure 13: Prompt with duplicate few-shot examples f_0 and f_1 and the function f_2 generated by the LLM.



(a) Average independent set size for code lengths beyond the evaluation range, computed over all optimal priority functions, with error bars showing the minimum–maximum range.

(b) Search trajectories. The dotted lines indicate the maximum scores at 172 (right axis), 72.78 (left axis), and 62.33 (left axis) for largest, weighted, and average scoring, respectively.

Figure 14: Results of evolutionary searches with different scoring functions.

E Effect of the scoring function on performance and generalization

The experiments in Section 5.2 of the main paper show that the priority functions discovered using the baseline prompt generalize to code lengths $n = 12, 13$, beyond the evaluation range $n \in [6, 11]$, but remain only close to the largest $VT_0(n)$ code sizes for larger code lengths n .

To improve generalization to longer code lengths, we explore aggregate scoring functions that evaluate priority functions based on their performance across all code lengths in the evaluation range, rather than only on the largest length. We compare two aggregate scoring strategies against the baseline, which uses the independent set size at length $n = 11$. The first is a simple average of independent set sizes over all evaluated lengths ($n \in [6, 11]$). The second is a weighted average over the same range, with weights proportional to n . All runs use an initial temperature $T = 0.1$, sampling period $P = 30K$, number of functions $R = 1.2K$ stored before an island reset, and the best-performing LLM hyperparameters listed in Table 9c.

Perhaps surprisingly, Figure 14a shows that the baseline scoring function achieves better generalization than the two aggregate alternatives. While the weighted scoring function discovers a priority function that achieves the largest $VT_0(n)$ code size at $n = 14$, the baseline consistently finds functions that construct larger code sizes for all other tested lengths ($n \in [12, 16] \setminus \{14\}$). Figure 14b further shows that evaluating only on the largest code length finds an optimal priority function with fewer processed than the weighted scoring function. In contrast, the average scoring function fails to find an optimal function within 400K processed. These results suggest that focusing on the largest evaluated length is both more efficient and more effective for discovering functions that generalize to longer code lengths when searching for large single-deletion-correcting codes.

Given these findings, we also run an evolutionary search using only the largest code size $n = 11$ (and $s = 1$) to reduce computational overhead. However, evaluating priority functions on a single code length biases the search toward functions that are hardcoded for $n = 11$ and fail to execute for other lengths. Additionally, this setup affects clustering. Functions are now clustered based on

```

def f(v, G, n, s):
    return -np.average([float(((int(y[:n-(s+1)]).count('1'))*(int((y[-1:(-n-s):-1]).count('1')))**2)/len(list(G.neighbors(y)))) for y in [v]+(list(G.neighbors(v)))]])

```

Figure 15: Optimal priority function f^W found using weighted scoring.

their score (their performance on the largest code length $n = 11$) rather than their independent set sizes across all evaluated code lengths ($n \in [6, 11]$). This results in fewer, larger clusters (and thus fewer distinct function length ranges). As a result, shorter functions are sampled more frequently, and the few-shot prompts become less diverse compared to clustering based on multiple evaluation inputs.

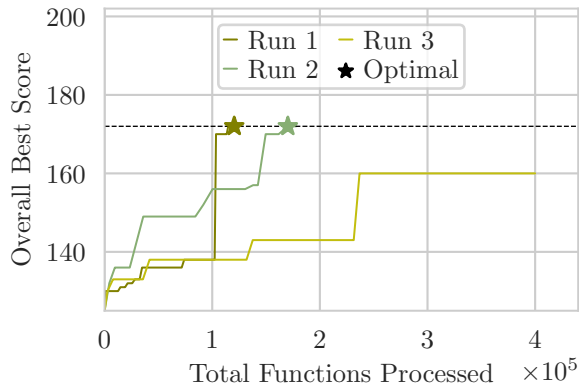


Figure 16: Trajectories for multiple runs with the same configuration using an initial temperature $T = 0.1$, sampling period $P = 30K$, and number of functions $R = 1.2K$ stored before an island reset. Two out of the three runs find an optimal priority function within the limit of 400K processed.

F Variation across evolutionary runs

The performance of FunSearch depends on two main factors: the quality of the LLM output and the functions sampled as examples for the few-shot prompt. These factors introduce inherent randomness into the method. To evaluate how FunSearch’s performance varies across runs, we conduct two additional evolutionary search experiments with initial temperature $T = 0.1$, sampling period $P = 30K$, and $R = 1.2K$ functions stored before an island reset as well as the best performing LLM hyperparameters listed in Table 9c. This configuration previously found an optimal function with the fewest processed.

Figure 16 shows the evolutionary search trajectories, plotting the maximum score (independent set size for the largest code length $n = 11$) as new functions are processed. Out of the three runs with the same configuration, two find a maximum independent set for all code lengths $n \in [6, 11]$ within the limit of 400K processed.

G Details on prompt engineering and general-purpose LLMs

In this section, we provide additional details on prompt engineering and replacing StarCoder2 with GPT-4o Mini. For all runs, we use the configuration with an initial temperature $T = 0.1$, sampling period $P = 30K$, and number of functions $R = 1.2K$ stored before an island reset, as well as the best performing LLM hyperparameters as listed in Table 9c.

G.1 Prompt engineering

Here we describe our modifications to the baseline prompt in Figure 2. For prompts 3 and 4, which discover priority functions that achieve optimal code sizes where known, we further analyze their logic, with prompt 4 rediscovering the largest $VT_0(n)$ codes for all code lengths n .

Prompt 1 in Figure 17 specifies that we consider the single-deletion case and that priority reflects a vertex’s importance for inclusion in the independent set. The rest remains identical to the baseline prompt.

We introduce prompt 1 after observing that many generated functions include redundant conditions when $s = 1$, such as $s > n$, which is always false. While explicitly stating $s = 1$ reduces such redundancies, it does not improve performance in constructing maximum independent sets.

```
"""
Finds large independent set in graph G where vertices are binary strings of length n.
Vertices in G are connected if they share a subsequence of length at least n - s, where s = 1.

The functions f assign a priority to each vertex indicating its importance for inclusion in the independent set.

Improve f1 over its previous versions below.
Keep the code short and comment for easy understanding.
"""
import numpy as np
import networkx as nx

def f0(v, G):
    """Returns the priority with which we want to add vertex v."""
    return 0.0

def f1(v, G):
    """Improved version of f0"""
```

Figure 17: Prompt 1.

Prompt 2 in Figure 25 includes the entire evaluation script to give context on how the priority function is used to construct the independent set. The rest remains identical to the baseline prompt. Within the 400K processed functions, prompt 2 does not find an optimal one. This may be because the additional context distracts from the main task of improving the priority function to construct larger independent sets.

Prompt 3 in Figure 18 removes the graph G as input to the priority function and the `network` package from the import statements to bias the LLM to generate functions that rely only on sequence-specific information. The rest remains identical to the baseline prompt.

The optimal priority functions discovered using evolutionary search with prompt 3 follow a common structure. Most functions assign priority based on statistics of the number of 1-bits in an increasing sliding window over the sequence, with either a fixed minimum length (e.g., 2) or one determined by the deletion correction parameter s . The functions differ in which statistics of the 1-bit count they use (e.g., mean, variance, maximum) and how they transform the statistic(s) (e.g., scaling factors or number of unique sliding windows). These variations affect how well the priority

```

"""
Finds large independent set in graph G where vertices are binary strings of length n.
Vertices in G are connected if they share a subsequence of length at least n - s.

Improve f1 over its previous versions below.
Keep the code short and comment for easy understanding.
"""
import numpy as np

def f0(v,G):
    """Returns the priority with which we want to add vertex v."""
    return 0.0

def f1(v,G):
    """Improved version of f0"""

```

Figure 18: Prompt 3.

function generalizes to longer code lengths. The function achieving the largest $VT_0(n)$ code sizes for lengths $n \leq 25$ is given in Figure 19, with 100% sequence overlap.

```

def f(v, n, s):
    lst=[]
    for p in range ((n-2)) :
        for q in range ((p+2),(n)) :
            string=""
            for r in range (p,q+1) :
                string+=v[r]
            lst.append(string)
    clist=[*map(lambda w:(w).count('1'),lst)]
    averageofobservations=(np.mean(clist));
    deviationfromaverage=(np.var(clist)**.65);
    priortiyvalue= -(averageofobservations/3+.3)*(deviationfromaverage**.65*(.7))+ (.8)+(1/(len(v)*2.5 ));
    return round(priortiyvalue,10)

```

Figure 19: Priority function found using prompt 3 that achieves largest $VT_0(n)$ code sizes for all evaluated lengths $n \in [6, 25]$ with 100% sequence overlap.

Prompt 4 in Figure 20 explicitly instructs the LLM to focus on bit patterns in the sequence when assigning priority. The rest remains identical to the baseline prompt. As a result, StarCoder2 rediscovers the largest $VT_0(n)$ codes for all n . Beyond the VT formulation (discussed in Appendix H), the other discovered optimal priority functions can be grouped into two main categories.

The first consists of functions that compute statistical properties of the sequence: the count of 1-bits, the product of their positions, and the sum of cumulative sums of 0-bit positions. The priority score is determined by applying bitwise operations (XOR, AND, OR, shifts) and logical conditions on these statistics, as illustrated in Figure 21. Interestingly, both categories have 100% overlap with the largest $VT_0(n)$ codes when n is even and 0% overlap when n is odd.

The second consists of a single function that assigns priority based on:

$$-\sum_{i=1}^n x_i \cdot (n - i + 1) \pmod{(n + 1)} - b \pmod{n},$$

where $b = 1.5$. We find that this function appears multiple times with different values of b but achieves optimal code sizes only when $b = 1.5$. This suggests that the LLM explores both globally and locally within the function space, even without being explicitly instructed to do so.

Prompt 5 in Figure 22 combines the modifications of prompts 1 and 4. However, it does not find an optimal priority function within 400K processed, even though prompt 4 successfully rediscovers VT codes. The rest remains identical to the baseline prompt.

```

"""
Finds large independent set in graph G where vertices are binary strings of length n.
Vertices in G are connected if they share a subsequence of length at least n - s.

Improve f1 over its previous versions below.
Keep the code short and comment for easy understanding.

Consider properties of the binary string v, such as specific patterns, the number of ones/zeros.
"""
import numpy as np
import networkx as nx

def f0(v, G):
    """Returns the priority with which we want to add vertex v."""
    return 0.0

def f1(v, G):
    """Improved version of f0"""

```

Figure 20: Prompt 4.

```

def f(v, G, n, s):
    count_ones = np.array([int(char) for char in v]).sum()
    product_positions = abs((np.arange(n) * np.array([int(char) for char in v])).prod())
    sum_cumsum_zeros = ((~np.array([int(char) for char in v]).astype(bool)).cumsum().sum()) % (n + 1)
    c = [count_ones, product_positions, sum_cumsum_zeros]
    priority_score = min([
        ((c[-1] ** 4) & c[-2]) + (((c[-1] * 9) < c[-2])),
        ~(((~c[-1]) << c[-2]) ^ ~c[-1]) & ~c[-2]),
        ((~(c[-2] | ~c[-1]))) ^ (~c[-1]) ^ ((~(c[-1] | c[-2]))) ^ (c[-1] > 1)),
        ~(c[-1] & ~c[-2]),
        (c[-1] + 1) == c[-2]
    ])
    return priority_score

```

Figure 21: Example of a priority function found using prompt 4 that achieves the largest $VT_0(n)$ code sizes for all evaluated code lengths $n \in [6, 20]$, based on statistical properties of the sequence. It has 100% sequence overlap for even n and zero overlap for odd n .

G.2 Priority functions discovered with GPT-4o mini

Here, we discuss the logic used by the optimal priority functions discovered with GPT-4o Mini.

Using Prompt 3. The optimal priority functions discovered with prompt 3 and GPT-4o mini follow a similar logic. They compute priority based on the counts of 1- and 0-bits, the number of 0-bits appearing after the last 1-bit, and the sum of 1-bits within certain sliding windows. Each function combines or weights these counts differently. An example is shown in Figure 23. These functions achieve the largest $VT_0(n)$ code sizes for all evaluated code lengths $n \leq 25$, with 100% sequence overlap.

Using Prompt 4. The optimal priority functions discovered with prompt 4 and GPT-4o mini compute priority based on the number of 1- and 0-bits in a sequence, the count of 1-bits within sliding windows, and the number of neighbors each sequence has in the graph G . They differ primarily in how the counts are weighted or combined. An example is shown in Figure 24. All optimal functions achieve the largest $VT_0(n)$ code sizes for lengths $n \in [6, 13]$, with 100% sequence overlap for even n and 0% overlap for odd n .

```

"""
Finds large independent set in graph  $G$  where vertices are binary strings of length  $n$ .
Vertices in  $G$  are connected if they share a subsequence of length at least  $n - s$ .

The functions  $f$  assign a priority to each node indicating its importance for inclusion in the independent set.

Desired properties of the function  $f$ :
- Efficiency: The function should be computationally efficient.
- Avoid Redundant Computations: Do not perform unnecessary calculations or repeat work.
- Clarity: The code should be easy to understand, with appropriate comments.
- Innovation: Explore different strategies for calculating the priority. Consider specific characteristics of the
  binary strings, such as:
  - Patterns in the binary string.
  - The number of ones or zeros (Hamming weight).
  - Distribution of bits (e.g., runs of ones or zeros).

Improve  $f_1$  over its previous versions below.
Keep the code short and comment for easy understanding.
"""
import numpy as np
import networkx as nx

def f0(v, G):
    """Returns the priority with which we want to add vertex v."""
    return 0.0

def f1(v, G):
    """Improved version of f0"""

```

Figure 22: Prompt 5.

```

def f(v, n, s):
    ones_count = v.count('1')
    zero_count = v[:n - s].count('0')
    efficient_zero_contributions = sum(1 for i in range(n) if v[i] == '0' and '1' in v[:i])
    overlap_ones = sum(v[i:i + n - s].count('1') for i in range(n - s + 1))
    overlap_count = (overlap_ones + zero_count) // (n - s + 1)
    return ones_count + zero_count * (n - s + 2) + efficient_zero_contributions - overlap_count + ones_count *
        efficient_zero_contributions // (n - s + 1)

```

Figure 23: Example of a priority function found using prompt 3 and GPT-4o mini that achieves the largest $VT_0(n)$ code sizes for all lengths $n \in [6, 25]$, with 100% sequence overlap.

```

def f(v, G, n, s):
    num_ones = v.count('1')
    num_zeros = n - num_ones
    total_neighbors = len(list(G.neighbors(v)))
    balance = abs(num_ones - num_zeros) / n
    pattern_score = sum((v[i:i+b].count('1')) for b in range(1, n - s + 1) for i in range(n - b + 1))
    uniqueness_score = len(set(v)) / n
    redundancy_score = total_neighbors / (n + 1e-6)
    density = num_ones / n
    return (num_ones * redundancy_score + pattern_score + uniqueness_score - density - balance)

```

Figure 24: Example of a priority function found using prompt 4 and GPT-4o mini that achieves the largest $VT_0(n)$ code sizes for all lengths $n \in [6, 13]$, with 100% sequence overlap for even n and 0% overlap for odd n .

```

"""
Finds large independent set in graph  $G$  where vertices are binary strings of length  $n$ .
Vertices in  $G$  are connected if they share a subsequence of length at least  $n - s$ .

Improve  $f_1$  over its previous versions below.
Keep the code short and comment for easy understanding.
"""
import numpy as np
import networkx as nx
import itertools

def generate_graph(n, s):
    G = nx.Graph()
    sequences = [''.join(seq) for seq in itertools.product('01', repeat=n)]
    for seq in sequences:
        G.add_node(seq)
    for i in range(len(sequences)):
        for j in range(i + 1, len(sequences)):
            if has_common_subsequence(sequences[i], sequences[j], n, s):
                G.add_edge(sequences[i], sequences[j])
    return G

def has_common_subsequence(seq1, seq2, n, s):
    threshold = n - s
    if threshold <= 0:
        return True
    prev = [0] * (n + 1)
    current = [0] * (n + 1)
    for i in range(1, n + 1):
        for j in range(1, n + 1):
            if seq1[i - 1] == seq2[j - 1]:
                current[j] = prev[j - 1] + 1
            else:
                current[j] = max(prev[j], current[j - 1])
            if current[j] >= threshold:
                return True
        prev, current = current, prev
    return False

def evaluate(params):
    n, s = params
    independent_set = solve(n, s)
    return len(independent_set)

def solve(n, s):
    G_original = generate_graph(n, s)
    G_for_priority = G_original.copy()
    priorities = {v: f1(v, G_for_priority, n, s) for v in G_original.nodes}
    vertices_sorted = sorted(G_original.nodes, key=lambda v: (-priorities[v], v))
    independent_set = set()
    for v in vertices_sorted:
        if v not in G_original:
            continue
        independent_set.add(v)
        neighbors = list(G_original.neighbors(v))
        G_original.remove_node(v)
        G_original.remove_nodes_from(neighbors)
    return independent_set

def f0(v, G):
    """Returns the priority with which we want to add vertex v."""
    return 0.0

def f1(v, G):
    """Improved version of f0"""

```

Figure 25: Prompt 2.

H Equivalence between the discovered priority function and the largest VT code

In this section, we show that our priority function f in Figure 6, found with prompt 4, rediscovers the largest $VT_0(n)$ codes in an alternative form. That is, the priority function selects codewords that match the largest $VT_0(n)$ codes for all code lengths n within our greedy construction algorithm.

For a single deletion ($s = 1$), the priority function f assigns priority to a binary sequence \mathbf{v} of length n as follows

$$f(\mathbf{v}, n, s = 1) = \left\lfloor \frac{W(\mathbf{v})}{n+1} \right\rfloor \quad \text{where} \quad W(\mathbf{v}) = \sum_{i=1}^n (n-i+1) \cdot v_i. \quad (2)$$

Let $q(\mathbf{v})$ and $r(\mathbf{v})$ be defined as

$$q(\mathbf{v}) = \left\lfloor \frac{W(\mathbf{v})}{n+1} \right\rfloor \quad \text{and} \quad r(\mathbf{v}) = W(\mathbf{v}) \bmod (n+1),$$

such that the weighted sum can be decomposed as $W(\mathbf{v}) = q(\mathbf{v})(n+1) + r(\mathbf{v})$. Expanding the remainder, we obtain

$$r(\mathbf{v}) \equiv \sum_{i=1}^n (n+1) \cdot v_i - \sum_{i=1}^n i \cdot v_i \equiv - \sum_{i=1}^n i \cdot v_i \equiv n+1 - \sum_{i=1}^n i \cdot v_i \pmod{n+1}.$$

Thus, a sequence \mathbf{v} with remainder r satisfies VT Equation 1 with parameter $a = n+1 - r(\mathbf{v})$.

In our greedy construction, sequences are considered in descending order of their priority (i.e., their quotient q). Among sequences with the same priority q , we sort them in ascending lexicographic order, with 0 smaller than 1. A binary sequence \mathbf{v} precedes (i.e., is considered before) binary sequence \mathbf{w} if, at the first position j where they differ, $v_j = 0$ and $w_j = 1$.

The most significant bits (i.e., leftmost bits) contribute the most to the weighted sum W , so sequences with fewer leading 1-bits (and thus smaller W) appear earlier in lexicographic order. Thus, for each priority q , sequences with the smallest remainder $r = 0$, which correspond to the codewords in the largest $VT_0(n)$ code, are considered first for inclusion in the independent set.

To establish equivalence, it remains to show that, once all sequences \mathbf{v} with $r(\mathbf{v}) = 0$ have been included, no additional sequence with equal priority can be added to the independent set without violating the independence property.

Claim 1. *For any binary sequence \mathbf{w} of length n with priority $q(\mathbf{w})$, there exists a sequence \mathbf{v} in the largest $VT_0(n)$ code that shares a common subsequence with \mathbf{w} and has priority $q(\mathbf{v}) \geq q(\mathbf{w})$ (for all n).*

The remainder of this section establishes this claim.

VT codes partition the space of all binary sequences of length n into $n+1$ deletion-correcting codes $VT_a(n)$ (see Equation 1). Each $VT_a(n)$ code forms a maximal independent set, meaning that no additional sequence can be added without violating independence. This follows, for example, from the result by Cullina et al. [CKK12], which proves that VT codes optimally solve the coloring problem. Since each independent set is maximal, for any binary sequence $\mathbf{w} \in \{0,1\}^n \setminus VT_a(n)$,

there must exist at least one binary sequence $\mathbf{v} \in VT_a(n)$ that shares a common subsequence of length $n - 1$ with \mathbf{w} . Otherwise, \mathbf{w} could be added to $VT_a(n)$, contradicting maximality.

To show that the sequence \mathbf{v} that shares a common subsequence with \mathbf{w} has priority $q(\mathbf{v}) \geq q(\mathbf{w})$, we use the following property of VT codes.

Property 1 (Used in the decoding algorithm by Levenshtein [Lev66]; see also [Slo02]). *If two binary sequences $\mathbf{v} \in VT_a(n)$ and $\mathbf{w} \in VT_{a'}(n)$ with $a \neq a'$ share a common subsequence of length $n - 1$, their VT-weighted sum difference satisfies*

$$1 \leq \left| \sum_{i=1}^n i \cdot v_i - \sum_{i=1}^n i \cdot w_i \right| \leq n.$$

Below, we show that our weighted sum W in Equation 2 also satisfies Property 1. Thus, the sequences have equal priority, $q(\mathbf{v}) = q(\mathbf{w})$ and we have established Claim 1.

We consider all three cases in which the sequences \mathbf{v} and \mathbf{w} can be obtained from their common subsequence \mathbf{z} of length $n - 1$.

Case 1: Inserting a 0-bit. The sequences \mathbf{v} and \mathbf{w} are obtained from their common subsequence \mathbf{z} by inserting a 0-bit at different positions, denoted by $I_0^j(\mathbf{z})$, where j is the position of the insertion. All three sequences have m 1-bits. The weighted sum $W(I_0^j(\mathbf{z}))$ can change by at most

$$\begin{aligned} W(I_0^0(\mathbf{z})) &= \sum_{i=1}^n ((n-1) + 1 - (i+1) + 1) \cdot z_i = W(\mathbf{z}) \\ &\leq W(I_0^j(\mathbf{z})) \leq W(I_0^n(\mathbf{z})) = \sum_{i=1}^n ((n-1) + 1 - i + 1) \cdot z_i = W(\mathbf{z}) + m. \end{aligned}$$

The lower bound follows from inserting the 0-bit before the first 1-bit, e.g., at position $j = 0$, shifting all subsequent bits by one, and the upper bound from inserting it after the last 1-bit, e.g., at $j = n$.

Then it holds that

$$1 \leq |W(\mathbf{v}) - W(\mathbf{w})| \leq m.$$

Case 2: Inserting a 1-bit. The sequences \mathbf{v} and \mathbf{w} are obtained from their common subsequence \mathbf{z} by inserting a 1-bit at different positions, denoted by $I_1^j(\mathbf{z})$, where j is the position of the insertion. Sequences \mathbf{v} and \mathbf{w} have m 1-bits and \mathbf{z} has $m - 1$ 1-bits. The weighted sum $W(I_1^j(\mathbf{z}))$ can change by at most

$$W(\mathbf{z}) + m \leq W(I_1^j(\mathbf{z})) \leq W(\mathbf{z}) + n.$$

The lower bound follows from inserting the 1-bit at the end, contributing 1 to the new weighted sum. The upper bound follows from inserting it at the beginning, contributing n to the weighted sum and all subsequent positions shifted by one. Then it holds that

$$1 \leq |W(\mathbf{v}) - W(\mathbf{w})| \leq n - m.$$

Case 3: Inserting Different Bits. Sequence \mathbf{v} is obtained from common subsequence \mathbf{z} by inserting a 1-bit, while sequence \mathbf{w} is obtained by inserting a 0-bit. The sequence \mathbf{v} has m 1-bits, whereas \mathbf{w} and \mathbf{z} have $m - 1$ 1-bits.

If we delete a 1-bit from \mathbf{v} , denoted by $D_1^j(\mathbf{v})$, its weighted sum can change by at most

$$W(\mathbf{v}) - n \leq W(D_1^j(\mathbf{v})) = W(\mathbf{z}) \leq W(\mathbf{v}) - m,$$

where the upper bound follows from deleting a 1-bit at the end (when the sequence has a 0-bit in the $(n - 1)$ th position) and the lower bound from deleting a 1-bit at the beginning.

Similarly, if we delete a 0-bit from sequence \mathbf{w} , denoted by $D_0^j(\mathbf{w})$, its weighted sum can change by at most

$$W(\mathbf{w}) - m + 1 \leq W(D_0^j(\mathbf{w})) = W(\mathbf{z}) \leq W(\mathbf{w}),$$

where the upper bound follows from deleting a 0-bit at the beginning and the lower bound from deleting a 0-bit at the end.

By interchanging the upper bounds, we obtain a lower bound on the weighted sum difference:

$$W(\mathbf{w}) - (m - 1) \leq W(\mathbf{v}) - m \quad \Rightarrow \quad 1 \leq W(\mathbf{v}) - W(\mathbf{w}).$$

For the upper bound, we get:

$$W(\mathbf{v}) - n \leq W(\mathbf{w}) \quad \Rightarrow \quad W(\mathbf{v}) - W(\mathbf{w}) \leq n.$$

This shows that Property 1 also holds if the weighted sum for a sequence is defined as in our priority function in Equation 2 and concludes our proof of equivalence.

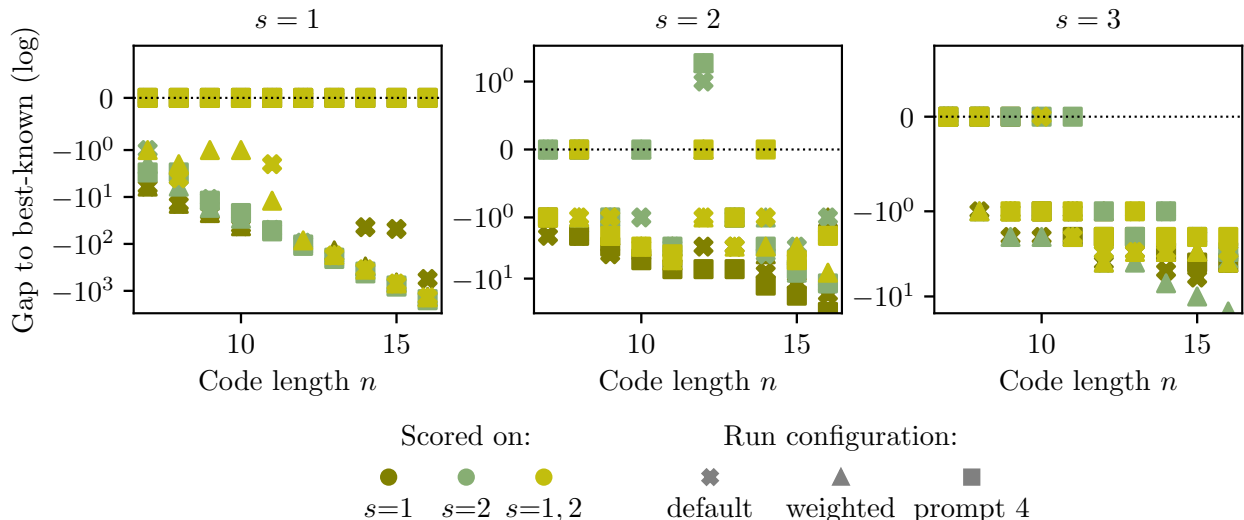


Figure 26: Gap to best-known code sizes (log scale) across all runs, varying evaluation inputs (single, two, joint deletions) and configurations (default, weighted and prompt 4).

I Details on search for multiple deletion correcting codes

In this section, we detail results from our searches for two-deletion-correcting codes, as well as joint searches for single- and two-deletion-correcting codes. We analyze both performance on evaluation inputs (i.e., the deletion parameters and code lengths used to evaluate the new functions during the search) and generalization to unseen deletion parameters and code lengths.

We consider three sets of evaluation inputs, defined by the number of deletions s and the code length n : (i) $s = 1$, $n \in [6, 11]$; (ii) $s = 2$, $n \in [7, 12]$; and (iii) $s = 1, 2$, with $n \in [9, 11]$ for $s = 1$, and $n \in [10, 12]$ for $s = 2$. For each set, we report results using the default configuration, weighted scoring, and prompt 4.

Table 4 summarizes the code sizes achieved for single, two, and three deletions across lengths $n \in [6, 16]$. For two deletions, the search finds priority functions that match or nearly match the best-known code sizes across all tested lengths. For $n = 12$, it discovers a function (Figure 28) that constructs a code of size 34, improving upon the previous best of 32. For $n = 16$, the search for single- and two-deletion-correcting codes yields a new lower bound of 204 (e.g., achieved by the function in Figure 32), exceeding the previous best of 201.

Figure 26 shows the difference from the best-known code sizes for the functions with the smallest total difference to best-known across all deletion parameters (single, two, and three) and lengths $n \in [6, 16]$. Among all functions scored on two-deletion-correcting code sizes, the best one achieves a total difference of 2957 (normalized: 4.03). In contrast, scoring on both single- and two-deletion-correcting code sizes results in a much lower total difference of 30 (normalized: 1.75). The normalized score divides each difference by the corresponding best-known code size, ensuring that large absolute differences for single-deletion cases (where code sizes are larger) do not dominate the total. The lower scores in the joint case (both normalized and unnormalized) suggest better generalization across deletion counts and code lengths.

Table 4: Code sizes achieved for single, two, and three deletions by priority functions from runs evaluated on $s = 1$, $s = 2$, and $s = 1, 2$. Each entry is the maximum across all best-performing functions*. Best-performing functions are selected based on exact matches (when $s = 1$), or the smallest total difference from best-known sizes over the run’s evaluation inputs (when $s > 1$). The final columns report the sizes achieved by the trivial lexicographic baseline, prior search results [LH07], and best-known $VT_0(n)$ code sizes [VT65] or minimum-degree heuristics code sizes [KZK11] for comparison. Bold values indicate known maxima. Superscripts link to figures showing the function that achieves the reported code size.

(n, s)	Scored on $s = 1$ **	Scored on $s = 2$	Scored on $s = 1, 2$	Trivial	Search-based	Best known
(7,1)	16	15	16 ³³	14	-	16
(8,1)	30	27	30 ³³	25	-	30
(9,1)	52	44	52 ³³	42	-	52
(10,1)	94	80	94 ³³	71	-	94
(11,1)	172	131	172 ³³	125	-	172
(12,1)	316 ^{6,19,23}	227	316 ³³	224	-	316
(13,1)	586 ^{6,19,23}	409	586 ³³	406	-	586
(14,1)	1096 ^{6,19,23}	743	1096 ³³	737	-	1096
(15,1)	2048 ^{6,19,23}	1342	2048 ³³	1345	-	2048
(16,1)	3856 ^{6,19,23}	2467	3856 ³³	2468	-	3856
<hr/>						
(7,2)	5 ^{11,19}	5 ²⁷	5 ²⁹	5	5	5
(8,2)	7 ^{11,15}	7 ²⁷	7 ³³	6	7	7
(9,2)	9	10	10	9	11	11
(10,2)	13	16 ²⁸	15	13	16	16
(11,2)	21	22	21	20	21	24
(12,2)	32 ¹⁵	34 ²⁸	33	29	31	32
(13,2)	50 ¹¹	48	50 ³¹	46	49	49
(14,2)	78 ¹⁹	77	78 ³³	72	75	78
(15,2)	125	123	124	114	109	126
(16,2)	201 ¹¹	200	204 ³²	189	176	201
<hr/>						
(7,3)	2 ^{6,19,21,23}	2 ^{27,28}	2 ²⁹	2	2	2
(8,3)	4 ^{6,19}	4 ^{27,28}	4 ²⁹	4	4	4
(9,3)	5 ⁶	5 ^{27,28}	4	5	5	5
(10,3)	5	6 ^{27,28}	6 ³⁰	5	6	6
(11,3)	7	8 ^{27,28}	7	6	7	8
(12,3)	11	11	10	10	10	12
(13,3)	13	14	14	13	12	15
(14,3)	19	20 ²⁷	18	18	15	20
(15,3)	26	26	26	24	24	28
(16,3)	37	37	38	34	31	40

*If the maximum is taken over all priority functions in the database at the end of the search, the constructed code sizes match (or exceed, for $n = 13$) the best known sizes on all evaluation inputs.

**For computational reasons, we did not construct code sizes for all of the 170 optimal priority functions discovered during the searches for single-deletion-correcting codes. Instead, the maximum is taken over the subset of functions shown in Figures 3, 11, 15, 19, 6, 21, 23 and 24.

```

def priority(node, G, n, s):
    """Returns the priority with which we want to add 'node' to the independent set."""
    nodeInt= int(node,base=2); #convert to decimal
    bitwiseXORArray= [int(i,2)^nodeInt
                      for i in list(set(G[node]))];#create array that shows what value is different between this and each
    neighbour
    numOfOnes= [(lambda x : sum(map(int, bin(x).replace('0b','')[::-1])))(bitValue)#how many ones in the difference
                for bitValue
                in bitwiseXORArray ];
    distBetweenBitAndNode= [(lambda x: n - abs(n // 2 - x))(onesCount) for onesCount in numOfOnes];
    avgOfDifferenceInBitsFromMedian= sum(distBetweenBitAndNode)/(max(1,(len(numOfOnes)-1)));
    score= (.9**(avgOfDifferenceInBitsFromMedian)) * ((float)(bin(nodeInt).count('1'))**(7/(1+(abs(6-n)))));
    return round(score,3)

```

Figure 27: Example of a priority function found using default configuration, scored on two-deletion-correcting code sizes.

```

def priority(node, G, n, s):
    """Returns the priority with which we want to add 'node' to the independent set."""
    hamming_dist = [ ]
    for v in list(G.adj[node]):
        difference = [(i!= j) for (i,j) in zip(node,v )]
        dist= sum([(i ==True) for i in difference ])
        hamming_dist+= [ int(dist)]
    avg = np.array(hamming_dist).mean()
    one_count = sum([char == "1" for char in node])
    percen_one = (one_count / len(node))
    priority = .8*(avg)+ -.7* abs (((percen_one)-.5 ))
    return -round(priority,4)

```

Figure 28: Example of a priority function found using prompt 4, scored on two-deletion-correcting code sizes.

```

def priority(node, n, s):
    """Returns the priority with which we want to add 'node' to the independent set."""
    maxseqLength= min((n*.7),(7.+s));
    kmrsLength= max((round(np.mean ([2,maxseqLength])) ), 3.);
    numberKmrs= n-(kmrsLength)+1);
    kmscrLst=[]
    for stidx in range(numberKmrs):
        numOfonesinNd= sum([(c=="1") *1 for c in node[stidx : (stidx+(kmrsLength))]]);
        OneWtgh= (numOfonesinNd/kmrsLength)**.5;
        Kmrcr= (1./(OneWtgh +.000001 ))**((kmrsLength)/2) * (numberKmrs/.1)*(kmrsLength)** -.45;
        kmscrLst.append(Kmrcr );
    Ttlscr= (np. log(((1.*numberKmrs)*np. mean(kmscrLst))))._abs_();
    return -Ttlscr

```

Figure 29: Example of a priority function found using prompt 3, scored on single- and two-deletion-correcting code sizes.

```

def priority(node, G, n, s):
    """Returns the priority with which we want to add 'node' to the independent set."""
    total=0
    d=[ (int(bit)) for bit in list(node)]
    degree=len(list(filter( lambda x :(int(x)==1 ),[ (int(bit)) for bit in list(node)])))
    adj = len(list(nx.neighbors(G, node)))
    if(degree<=1 and adj <7):
        return (.9/(1.+float(degree))) * ( pow((((deg+7)/2.* float(total))+0.01),(.9/.9+(1/deg)))) * pow(1./adj,-(.15))
    else:
        for k in range(n//2 + n %2):
            total += sum([(int)(d[i]) for i in range(k,(n)-k)])
            deg=(max(degree,.1))/1.
        return ((1./float(deg)+1)) * ( (deg +1.)**deg)*total+0.01*( pow( ( 1.-1.-1./float(adj) ),(-.3)))

```

Figure 30: Example of a priority function found using default configuration, scored on single- and two-deletion-correcting code sizes.

```

def priority(node, n, s):
    """Returns the priority with which we want to add 'node' to the independent set."""
    def findNumberOfOnesForEveryPossibleSubstring():
        def numberOfOnesInNode(i,k):
            substr = node[i:(i + k)]
            return sum([int (val == '1')for val in substr]);
        possibleLengths=[x for x in range(1,(n-s))]
        onelist=[]
        for index,elemt in enumerate(possibleLengths):
            startindex= 0
            while True:
                numofOne=numberOfOnesInNode(startindex, elemt);
                onelist.append({'onenum':numofOne,'startingIndex':startindex});
                startindex += 1
                if ((startindex+ elemt)>n):
                    break
            return onelist
        onelist=findNumberOfOnesForEveryPossibleSubstring()
        score=lambda x:-(x['onenum'] * x['onenum']) *(max(1,abs(((x['startingIndex']/float(n)))-(s/(float(n))))))
        finalScore=map(score,onelist)
        return sum(finalScore)

```

Figure 31: Example of a priority function found using prompt 3, scored on single- and two-deletion-correcting code sizes. It achieves a new lower bound for $s = 2$ and $n = 16$, with size 202, compared to the previously best known size of 201.

```

def priority(node, n, s):
    """Returns the priority with which we want to add 'node' to the independent set."""
    weight= []
    for k in range ((n)+1):
        cnt=0
        for p in range(((n)- (k))+1):
            substring=""
            for r in range(p,(p)+(k)):
                character=str( int(node[r]))
                substring+=character
            numZeROES=substring.count("0")
            NUMONES=substring.count("1")
            if numZeROES>=NUMONES:
                Weight=- ( numZeROES*2*(k+1))
            else :
                Weight =(NUMONES*.8*(k+1))
            weight.append(Weight)
        average=np.mean( weight )
    return average

```

Figure 32: Example of a priority function found using prompt 4, scored on one and two-deletion correcting code sizes. It achieves a new lower bound for $s = 2$ and $n = 16$, with size 204, compared to the previously best known size of 201.

```

def priority(node, G, n, s):
    """Returns the priority with which we want to add 'node' to the independent set."""
    wt=[]
    for q in range ((n)+1):
        counter=0
        for w in range(((n)-q )+1) :
            substring=""
            for e in range(w, (w +(q))):
                character= str( int(node[e]))
                substring+= character
            NumberofZeroes=substring.count("0")
            NumbersOfOnes=substring.count("1")
            if NumbersOfOnes>=NumberofZeroes :
                weight= -(NumbersOfOnes )*(q*6+.89)
            else :
                weight= (NumberofZeroes )*.5 * (q *3 )
            wt.append(weight)
        if len(wt)!=0 :
            Average=sum(wt)/len(wt)**.7*3
    return Average

```

Figure 33: Example of a priority function found using prompt 4, evaluated on one and two-deletion-correcting code sizes.

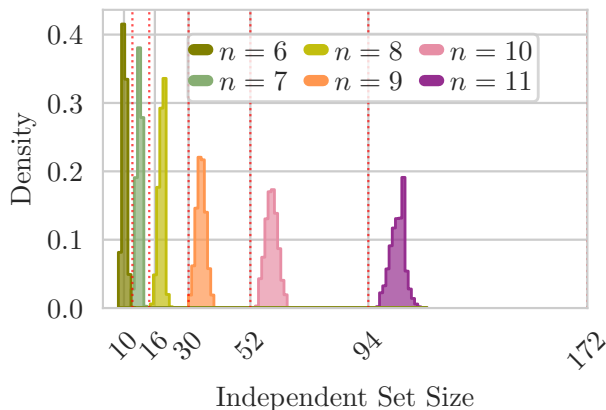


Figure 34: Distribution of independent set sizes when sequences are iteratively added in order over 10^5 permutations of all 2^n sequences.

J Computational difficulty of finding a maximum independent set in our graphs

Finding a maximum independent set in a general graph is NP-complete [LP09]. Even if the optimal size is known, evaluating all subsets of that size requires $\binom{2^n}{\text{optimal size}}$ evaluations. For example, for $n = 6$, $s = 1$ and maximum size 10, this already exceeds 151 billion evaluations. Without knowing the exact optimal size, all possible subsets of varying sizes must be considered, leading to a worst-case complexity of 2^{2^n} .

However, if many maximum independent sets exist in the graph, a simple greedy search can quickly find one, significantly reducing the problem’s difficulty. To get an idea of whether our graphs contain many maximum independent sets, we iteratively add sequences in order over 10^5 random permutations of all 2^n sequences to determine how often a random construction finds a maximum independent set for code lengths $n \in [6, 11]$ and a single deletion $s = 1$.

Figure 34 shows the distribution of independent set sizes for each code length $n \in [6, 11]$. For the smallest code length ($n = 6$), the random search finds a maximum independent set in 118, and for $n = 7$ in 8 out of 10^5 attempts. For larger code lengths, the random search does not find a maximum independent set in any of the 10^5 attempts. Moreover, as the code length increases, the distribution of independent set sizes shifts further from the maximum set size, indicating that the problem becomes more difficult.