

DebFlow: Automating Agent Creation via Agent Debate

Jinwei Su, Yinghui Xia, Ronghua Shi, Jianhui Wang,

Jianuo Huang, Yijin Wang, Tianyu Shi, Yang Jingsong, Lewei He

Abstract

Large language models (LLMs) have demonstrated strong potential and impressive performance in automating the generation and optimization of workflows. However, existing approaches are marked by limited reasoning capabilities, high computational demands, and significant resource requirements. To address these issues, we propose DebFlow, a framework that employs a debate mechanism to optimize workflows and integrates reflexion to improve based on previous experiences. We evaluated our method across six benchmark datasets, including HotpotQA, MATH, and ALFWorld. Our approach achieved a 3% average performance improvement over the latest baselines, demonstrating its effectiveness in diverse problem domains. In particular, during training, our framework reduces resource consumption by 37% compared to the state-of-the-art baselines. Additionally, we performed ablation studies. Removing the Debate component resulted in a 4% performance drop across two benchmark datasets, significantly greater than the 2% drop observed when the Reflection component was removed. These findings strongly demonstrate the critical role of Debate in enhancing framework performance, while also highlighting the auxiliary contribution of reflexion to overall optimization.

1 Introduction

Large Language Models (LLMs) have demonstrated exceptional capabilities across diverse domains, such as code generation(Shinn et al., 2023), data analysis(Hong et al., 2024a), decision-making(Song et al., 2023), question answering(Zhu et al., 2024), autonomous driving(Jin et al., 2023). Historically, the development of LLMs has relied on manually crafted agents, which require significant human input for their design and orchestration. This dependency limits the scalability of LLMs, their adaptability to complex new domains, and their ability to generalize skills across diverse tasks(Tang et al., 2023). However, the history of machine learning teaches us that hand-designed solutions are eventually replaced by learned solutions.

Current research aims to develop automated frameworks for discovering efficient agentic workflows, thus minimizing human intervention. ADAS(Hu et al., 2024a) defines the entire agentic system in code. However, the efficiency limitations of the linear heuristic search algorithm of ADAS hinder its ability to generate effective workflows within a constrained number of iterations. AFlow (Zhang et al., 2024a) models the workflow as a series of interconnected LLM-invoking nodes, where each node corresponds to an LLM action, and the edges capture the logical structure, dependencies, and execution flow between these actions. AFLOW employs the Monte Carlo Tree Search (MCTS) algorithm to automatically optimize LLM agent designs. In the search process, Monte Carlo Tree Search (MCTS) often performs numerous redundant optimizations, leading to significant computational overhead. This inefficiency increases the overall cost of the search, as it spends excessive resources on exploring suboptimal or irrelevant branches in the decision tree. Consequently, the algorithm’s performance can be hindered by this unnecessary expenditure of computational effort, impacting its scalability and effectiveness in large or complex problem spaces. This underscores the need for more cost-effective and efficient methods to automate the generation of agentic workflows.

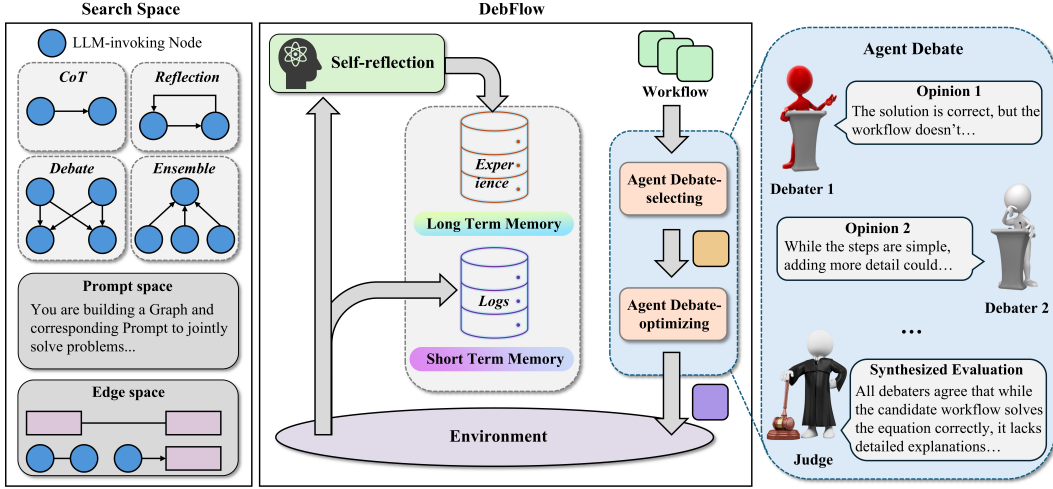


Figure 1: The overall framework of **DebFlow**. The basic unit of framework invocation is the llm-invoking node, which can be combined to form different operators. Debflow selects the most promising workflow for optimization through agent debate, then optimizes it through multi-role debate, and conducts reflection to provide direction for subsequent optimization.

Furthermore, previous works on ADAS(Hu et al., 2024a) and AFlow (Zhang et al., 2024a) primarily comprised three core components: search space, search algorithm, and evaluation. In terms of search algorithms, these approaches predominantly relied on generating workflows through a single large language model (LLM), which significantly constrains the performance to the capabilities of the individual model.

In response to these challenges, we introduce an innovative framework for automatically generating agentic workflows. We propose DebFlow, a multi-agent framework that employs a collaborative debate mechanism to optimize workflow generation and integrates reflective learning to iteratively improve performance based on previous experiences. Our work represents the first application of debate frameworks within Automated Agentic Optimization. Prior studies have predominantly utilized debate methods to augment model reasoning capabilities through direct analytical engagement with problems. For examples, LLM-Debate(Du et al., 2023), MultiPersona(Wang et al., 2023b). DebFlow uses operator nodes, that is, a set of LLM agent-invoking nodes, as the fundamental units of its search space. These operators are reusable combinations of nodes representing common agentic operations (e.g., Ensemble, Review & Revise). DebFlow optimizes LLM agents through the mechanisms of **Debate** and **reflection**. The debate-driven optimization framework facilitates comprehensive improvements in both prompts and operators. Through structured multi-agent deliberations, the system analyzes task specifications and historical performance logs to explore optimal operator configurations while simultaneously refining prompts, thereby synthesizing more efficient workflows. To avoid unnecessary branch expansions inherent in MCTS approaches, we employ **reflection** to analyze execution logs and identify failure patterns, which serve as one of the optimization factors for subsequent iterations. Furthermore, we leverage LLMs for workflow selection, incorporating both performance metrics and these derived optimization factors in the decision-making process and we employ long-term and short-term memory to maintain the structural integrity of the search process. A simplified illustration is shown in Figure1.

The key contributions of this work are as follows:

- We design the DebFlow framework that efficiently searches for novel and good-performing LLM agents via the novel mechanism of Debate, Reflection.
- Experiments across six diverse tasks show that our method discovers novel LLM agents that outperform all known human designs. Besides, DebFlow offers better

cost-performance efficiency, with significant implications for real-world applications.

2 Related Work

Agentic workflow. Agentic workflows primarily involve the static execution of predefined processes, which are typically established by humans based on prior domain experience and iterative refinement. Agentic workflows can be broadly divided into two categories: general workflows and domain-specific workflows. General workflows are typically used for simple tasks, focusing on universal problem-solving approaches, such as (Wei et al., 2022a; Wang et al., 2023a; Madaan et al., 2023a). In contrast, domain-specific workflows are designed for specific fields, such as code generation (Hong et al., 2024b), data analysis (Xie et al., 2024), mathematical computation (Zhong et al., 2024), and complex question answering (Zhou et al., 2024a). Traditional agentic workflows are usually predefined manually, which limits general workflows in handling complex tasks, while domain-specific workflows are only capable of addressing tasks within their specific domains, lacking universality. As a result, new automated workflow methods have emerged, capable of generating workflows that are both universal and effective in solving complex tasks. The agentic workflow and autonomous agents (Zhuge et al., 2024; Hong et al., 2024a; Zhang et al., 2024c; Wang et al., 2024a) represent two different paradigms of the application of LLM.

Automated Agentic Optimization. Recent advancements in automating the design of agentic workflows have explored three primary strategies: optimizing prompts, tuning hyperparameters, and refining entire workflows. Techniques for prompt optimization (Fernando et al., 2024; Yang et al., 2024) utilize large language models to enhance prompts within fixed workflows, but they often fail to generalize well to new tasks and require considerable manual effort. Hyperparameter optimization (Saad-Falcon et al., 2024) focuses on adjusting predefined parameters, yet it remains constrained by its narrow scope. On the other hand, automated workflow optimization (Li et al., 2024; Zhou et al., 2024b; Zhuge et al., 2024; Hu et al., 2024a) aims to improve the overall structure of workflows, presenting a more comprehensive approach to automation. For example, ADAS (Hu et al., 2024a) employs code-based representations and stores historical workflows in a linear structure, but its search algorithm’s reliance on overly simplistic representations of past experiences significantly limits its efficiency in discovering effective workflows. AFlow (Zhang et al., 2024a) also utilizes code-based workflow representations but advances further by employing an MCTS algorithm for automated optimization, leveraging tree-structured experience and execution feedback to efficiently discover effective workflows.

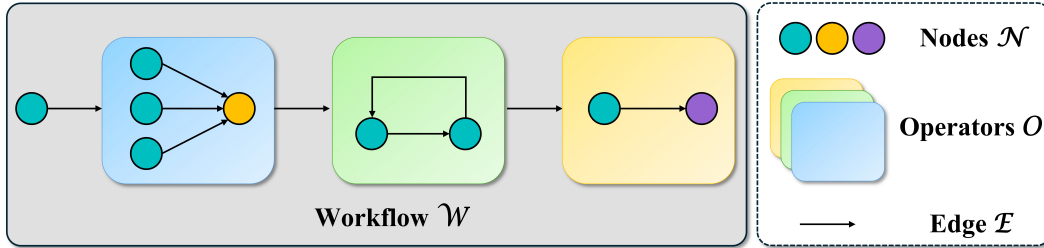


Figure 2: The visualization of notations in DebFlow

3 Problem Formulation

In this section, we provide a formal definition of DebFlow’s search space and articulate the objectives of workflow optimization. For the core concept of this section, we provide an example explanation in Figure 2.

Search Space. We define the atomic units within the search space as LLM-invoking nodes \mathcal{N} , which can be interconnected via edges \mathcal{E} to form more widely recognized operators

\mathcal{O} , eventually being integrated to constitute comprehensive workflows \mathcal{W} . Each node is represented as follows:

$$N_i = (M_i, P_i, \tau_i), P_i \in \mathcal{P}, \tau_i \in [0, 1], \quad (1)$$

where M_i represents an LLM instance, P_i represents the associated prompt, with \mathcal{P} denoting the feasible prompt space and τ_i is the temperature parameter. The operators are composed of nodes and edges, represented as follows:

$$O_j = (\mathcal{N}_j^o, \mathcal{E}_j^o), \mathcal{N}_j^o = \{N_1, \dots, N_n\}, \mathcal{E}_j^o \subseteq E, \quad (2)$$

where \mathcal{N}_j^o is a subset of the invoking nodes, and \mathcal{E}_j^o represents the connection between the nodes, which governs the sequence of execution and E represents the collection of connectivity patterns established between nodes and nodes, nodes and operators, as well as between operators and operators. The overall agentic workflow \mathcal{W} is defined as:

$$\mathcal{W} = (\mathcal{O}^S, \mathcal{E}^a) = (\mathcal{N}^S, \mathcal{E}), \mathcal{O}^S = \{O_1, \dots, O_m\}, \mathcal{E}^a, \mathcal{E} \subseteq E, \quad (3)$$

where $\mathcal{O}^S \subseteq \mathcal{O}$, $\mathcal{N}^S \subseteq \mathcal{N}$, m represents the number of operators in \mathcal{W} .

Automated Workflow Optimization. Given a task domain T and an performance evaluator function U , the goal of workflow optimization is to discover a workflow \mathcal{W} that maximizes $U(\mathcal{W}, T)$, the objective function is defined as:

$$\mathcal{W}^* = \arg \max_{\mathcal{W} \in \mathcal{S}} U(\mathcal{W}, T) = \arg \max_{\mathcal{N}^S \subseteq \mathcal{N}, \mathcal{E} \subseteq E} U((\mathcal{N}^S, \mathcal{E}), T), \quad (4)$$

where \mathcal{N} represents the feasible space of invoking nodes.

4 DebFlow Framework: Automated Agent Generation

In this section, we describe the framework for automating the generation workflows using the **DebFlow** system. As shown in Figure 1, we utilize agent debate and reflexion mechanisms to facilitate automated exploration of optimal workflow configurations.

4.1 Agent debate

Figure 1 illustrates the general framework of Agent Debate, where debaters and a judge are involved in a debate to resolve problems. Generally, the Agent Debate framework is composed of two roles, which are elaborated as follows:

Debater. In the framework, there are N debaters, denoted $D = \{D_i\}_{i=1}^N$. During each iteration of the debate, the debaters D_i present their arguments sequentially in a predetermined order. The argument of each debater is formulated based on the accumulated history of the debate H , such that $D_i(H) = h$. The Debaters utilizes a structured dialectical process featuring proponents and opponents. When one side proposes a solution, the opposing side critically evaluates and thinks about it. Moreover, the opposing side integrates the insights from the proposed solution to refine and enhance its own approach. This process allows each side to absorb the strengths of the other’s solution while addressing its weaknesses, ultimately leading to a more robust and improved solution. This iterative exchange fosters a dynamic and collaborative environment, where each debater’s contribution not only challenges, but also enriches the overall discourse.

Judge. we introduce a judge J to supervise and regulate the entire debate process. After each round of debate, the judge J reviews the proposals of both the proponents and opponents, summarizing their respective strengths and weaknesses. The judge J then evaluates which side currently has the advantage and determines whether the proposed solution can be considered the optimal workflow in this round. If the solution is deemed optimal, the process skips subsequent rounds and proceeds to the next phase. If not, another round of debate is initiated. If the maximum number of debate rounds is reached without identifying an optimal workflow, the judge J selects the best solution from the accumulated proposals based on the historical outcomes of the debate. This structured approach ensures a balanced and efficient decision-making process, guided by continuous evaluation and refinement.

4.2 Selecting candidate workflows

The Selection component of our framework is designed to choose the most appropriate workflow for a given task. In analogous fashion, we implement agent debate to realize this objective. In debate competitions, the selection phase can be analogized to choosing the most powerful arguments or strategies available. Debaters must select from multiple potential arguments those most likely to persuade judges or audiences. This process parallels the selection of the most promising nodes for further exploration in Monte Carlo Tree Search (MCTS). It draws on long-memory, which captures historical insights from past workflow performances, to avoid repeating former errors. Additionally, it considers short memory, focusing on individual workflow failures to exclude those with a history of underperformance. The component also ensures that its selections align with the specific requirements of the current task, thereby guaranteeing that the chosen workflow is well-suited to achieve the task’s objectives.

4.3 Reflexion

In our framework, the Large Language Model (LLM) serves as a critical reflection model, generating detailed verbal feedback to guide future iterations. This feedback is instrumental in refining the workflow and enhancing its performance. Post-debate, when the optimal workflow is identified, it is executed on the dataset, and the instances of failure are meticulously recorded. The reflection model then analyzes these failed cases and the workflow itself to determine the root causes of the failures, providing valuable insights for subsequent optimization efforts.

For instance, if a workflow execution results in unsuccessful data points, the reflection model dissects the workflow to pinpoint the specific steps that contributed to these outcomes. This nuanced feedback is subsequently integrated into the current workflow’s nodes, thereby informing and improving future decision-making processes. Through this iterative mechanism, our framework systematically enhances the robustness and efficiency of the workflows, ensuring continuous improvement and adaptation to diverse challenges.

5 Experiments

5.1 Experiment Setup

Tasks and Benchmarks. We conduct experiments on six representative tasks covering four domains: (1) reading comprehension, HotpotQA (Yang et al., 2018), DROP (Dua et al., 2019); (2) math reasoning, MATH (Hendrycks et al., 2021); (3) code generation, HumanEval (Chen et al., 2021) and MBPP (Austin et al., 2021); (4) embodied, ALFWorld (Shridhar et al., 2020). Following prior studies such as (Hu et al., 2024a) and (Shinn et al., 2023), we extracted 1,000 random samples each from the HotpotQA and DROP datasets. We also examined 617 problems from the MATH dataset, specifically choosing difficulty level 5 questions across four categories: Combinatorics & Probability, Number Theory, Pre-algebra, and Pre-calculus, consistent with the approach taken by (Hong et al., 2024a).

Method	MATH	HotpotQA	HumanEval	MBPP	ALFWorld	DROP	Avg.
IO (GPT-4o-mini)	47.8	68.1	87.0	71.8	38.7	68.3	63.6
CoT (Wei et al., 2022c)	48.8	67.9	88.6	71.8	39.9	78.5	65.9
CoT SC (Wang et al., 2022a)	47.9	68.9	88.6	73.6	40.5	78.8	66.4
MultiPersona (Wang et al., 2023c)	50.8	69.2	88.3	73.1	39.1	74.4	68.8
Self Refine (Madaan et al., 2023b)	46.1	60.8	87.8	69.8	40.0	70.2	62.5
ADAS (Hu et al., 2024b)	43.1	64.5	82.4	53.4	47.7	76.6	61.3
AFlow (Zhang et al., 2024b)	53.8	73.5	90.9	81.4	59.2	80.3	73.2
DebFlow(Ours)	55.5	75.4	91.5	82.4	62.3	80.7	74.6

Table 1: Comparison of performance between manually designed methods and workflow generated by automated workflow optimization methods. All methods are executed with GPT-4o-mini on divided test set, and we tested it three times and reported it on the average.

Method	MATH	HotpotQA	HumanEval	MBPP	DROP	Avg.
AFlow _{gpt-4o-mini} (Zhang et al., 2024b)	4.76	5.12	0.84	5.56	3.36	3.93
DebFlow _{gpt-4o-mini}	4.23	3.34	0.61	1.78	1.24	2.24
AFlow _{deepseek} (Zhang et al., 2024b)	2.76	3.42	0.54	0.88	2.02	1.93
DebFlow _{deepseek}	2.10	2.56	0.34	0.62	1.21	1.43

Table 2: Training API costs. All the baselines employ GPT-4o-mini as the optimizer and the executor.

Baselines. We compare DebFlow with two series of agentic baselines: (1) manually designed workflows, IO (direct LLM invocation), Chain-of-Thought (Wei et al., 2022b), Self-Consistency (SC) (Wang et al., 2022b), MultiPersona (Wang et al., 2024b); (2) autonomous workflows, ADAS (Hu et al., 2024a), AFlow (Zhang et al., 2024a).

LLM Backbones. In our experimental framework, DebFlow utilizes different models for optimization and execution. We employ GPT-4o-mini as the optimizer and use models: GPT-4o-mini-0718, Claude-3.5-sonnet-0620, GPT-4o-0513 as executors. All models are accessed via APIs. We set the temperature to 0 for all models. We set iteration rounds to 20 for AFlow and 10 for DebFlow. For ADAS, we use Claude-3.5-sonnet as the optimizer and GPT-4o-mini as the executor, with the iteration rounds set to 30.

Evaluation Metrics. For quantitative assessment of model performance, we employ task-specific evaluation criteria across our experimental datasets. In mathematical reasoning tasks (GSM8K and MATHlv5*), solution accuracy is measured via the Solve Rate percentage metric. For programming proficiency evaluation (HumanEval and MBPP), we utilize the pass@1 metric, following the methodology established by Chen et al. (2021). Question-answering performance (HotpotQA and DROP) is assessed through F1 Score computation. To comprehensively evaluate methodological efficiency, we conduct token consumption analysis across all datasets, constructing Pareto-optimal frontiers to elucidate the performance-cost equilibrium among diverse approaches.

5.2 EXPERIMENTAL RESULTS AND ANALYSIS

Main Results. Table 1 demonstrates that DebFlow outperforms existing hand-crafted or automated agentic workflows across six benchmarks. Specifically, On the embodied benchmark ALFWorld, DebFlow achieves the optimal 62.3%, outperforming the secondbest AFlow by 3.1%. On the MATH benchmark, it exceeds IO(gpt-4o-mini) by 7.7% and surpasses the SOTA baseline AFlow by 1.7%. Across six datasets in QA, Code, Embodied and Math domains, Debflow surpasses all manually crafted workflows and demonstrates marginal improvements compared to automatically generated workflows.

Cost Analysis. We demonstrate the resource-friendly nature of DebFlow’s agentic automation system in training API costs. During the search process, we conducted three trials and averaged the results across various benchmarks, employing GPT-4o-mini as the optimizer and the executor. As shown in Table 2, Across various benchmarks, Debflow consistently demonstrates lower training costs compared to Aflow. Notably, in the MBPP benchmark, DebFlow incurred a cost of 1.78\$, while AFlow required 5.56\$, representing a 68% reduction in expenditure. Overall, Debflow demonstrates an average reduction in consumption of 43% compared to AFlow.

Debate Study. Next, we analyze the impact of the number of debating agents in the debate. In Figure 3, we increase the number of debating agents, while maintaining a fixed debate length of two rounds. It seems intuitive that increasing the number of debaters would enhance diversity of thought and subsequently improve performance. However, our experiments show an increase in the number of debaters has resulted in varying degrees of performance reduction. As the number of debating agents increases, the mathematical performance demonstrates a non-monotonic trend, initially improving before subsequently declining. This phenomenon can be attributed to the fact that an expansion in the number of participants corresponds to increased textual length and complexity. Language model-based debaters exhibit a propensity to lose track of perspectives articulated by other agents during

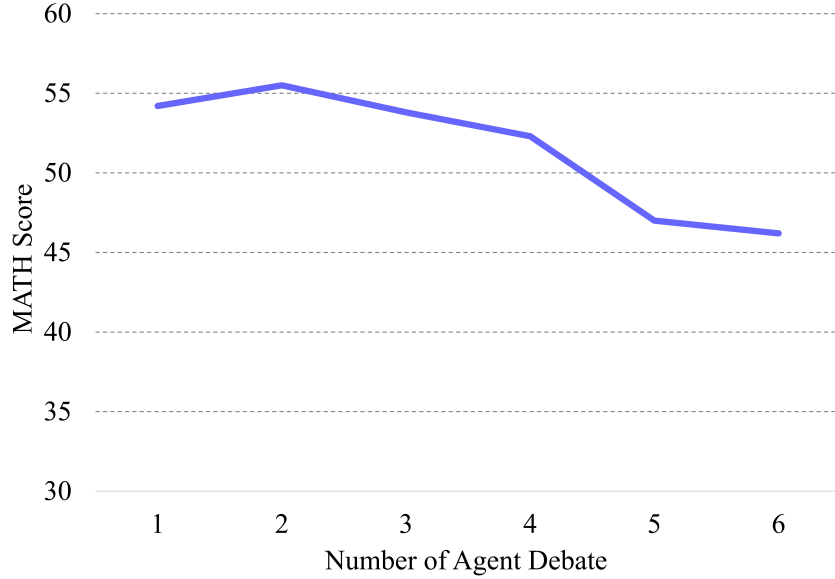


Figure 3: Effect of Number of agent debate

extended multi-party discussions, compromising their ability to effectively incorporate all relevant viewpoints.

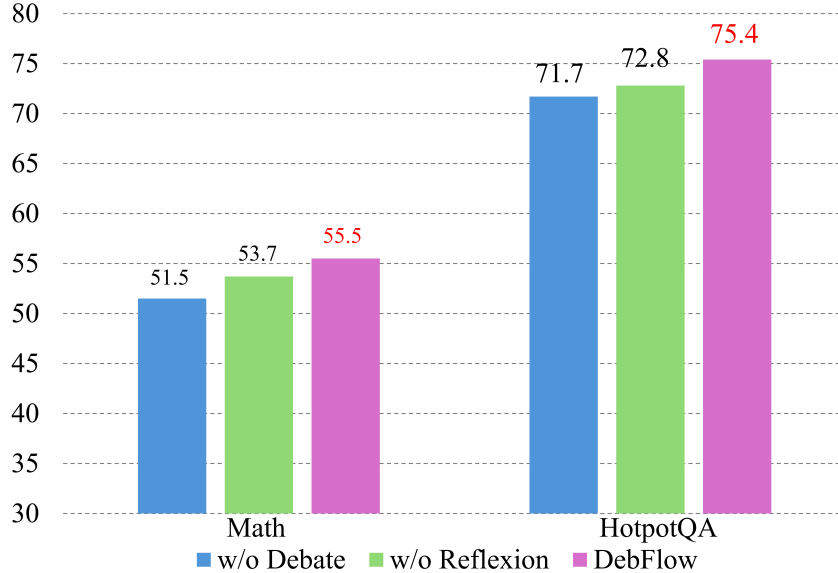
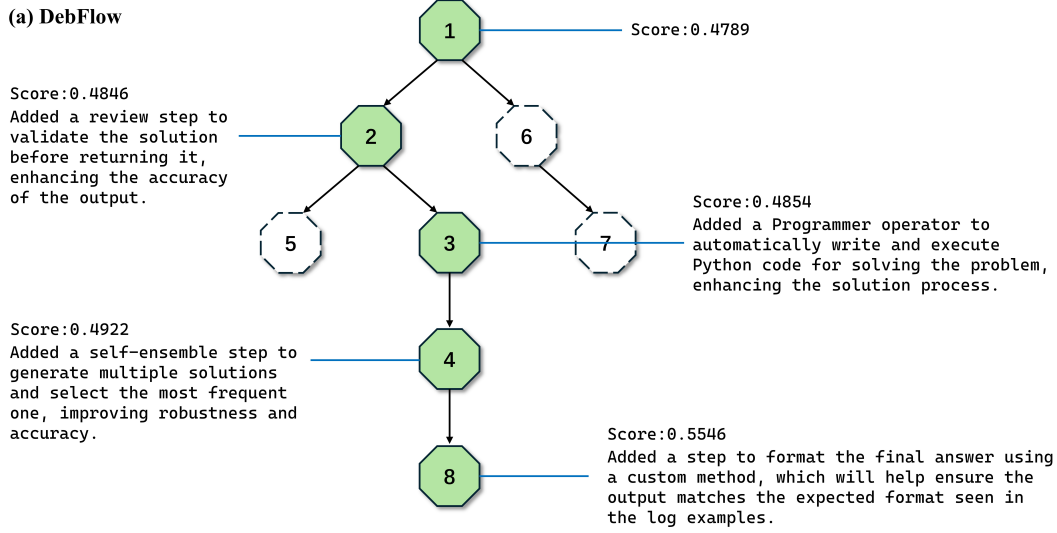


Figure 4: The ablation study of DebFlow

Ablation Study. To evaluate the contribution of each component in our proposed method, we conducted a series of ablation studies. We perform an ablation study on two variants of DebFlow: w/o Debate, where agent debate is removed and replaced with an LLM as an optimizer to create new workflows while randomly selecting candidate workflows; w/o reflexion, where self-reflection is removed. Figure 4 presents the results of our experiments. The complete framework achieved strong performance across both datasets, obtaining 55.5% accuracy on MATH and 75.4% on HotpotQA. When the debate component was removed (w/o debate), performance decreased notably to 51.4% on MATH and 71.5% on HotpotQA, demonstrating the critical role of multi-agent deliberation in enhancing reasoning capabilities. Similarly, ablating the reflection mechanism (w/o reflection) resulted

in performance drops to 53.7% on MATH and 72.8% on HotpotQA. These results confirm that both components contribute substantially to the overall effectiveness of our approach, with the debate component showing a slightly larger impact on performance across both datasets.

(a) DebFlow



(b) AFlow

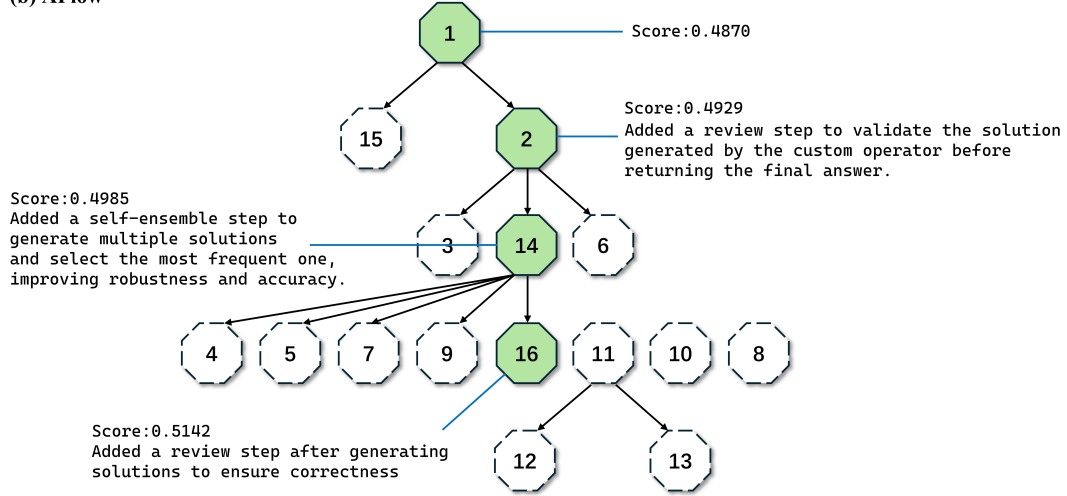


Figure 5: Tree-structured iteration process of DebFlow and AFlow on MATH

Case Study. As shown in Figure 5, beginning with a single node (Node 1, score 0.4789), each iteration involved precisely one targeted modification or addition. First, in Node 2 (score 0.4846), an additional review step was introduced to verify solutions before returning results, slightly improving accuracy. Next, Node 3 (score 0.4854) incorporated a “Programmer” operator that automatically writes and executes Python code to solve problems, further optimizing the resolution process. Subsequently, Node 4 (score 0.4922) added a self-ensemble step to generate multiple solutions and select the best one, ensuring its robustness and accuracy. In parallel, certain exploratory branches (such as Nodes 5 and 7) attempted direct modifications to already generated complex solutions, but failed to improve accuracy due to insufficient further reasoning. Finally, Node 8 (score 0.5546) implemented custom formatting operations, making the output more consistent with expected formats and achieving the highest accuracy to date. Similarly, Figure 5 demonstrates the tree structure iteration process of aflow on math. Node 3 introduces the “review” operation, which is already present in Node 2. This redundancy leads to suboptimal performance. Similarly, Node 6

adds the “self-consistency” effect, aligning with Node 14. However, instead of improving performance, this change results in a performance decline, forcing AFlow to re-optimize Node 2 to achieve the outcome of Node 14. This example demonstrates that AFlow makes numerous erroneous attempts during the optimization process. These errors arise from the incorrect selection of the node to optimize and misguided judgments about the optimization direction, leading to an increase in cost. In contrast, our DebFlow can achieve precise optimization. Detailed comparison of the workflow structures can be found in Appendix B

6 CONCLUSION

In conclusion, we introduced DebFlow, a novel framework that optimizes workflows using agent debate and reflection mechanisms. This approach offers a significant improvement in both performance and efficiency over existing methods. Future work will explore extending DebFlow to handle more complex, multi-domain tasks and further reduce its computational cost. By utilizing LLM agent call nodes as basic building blocks and driven by structured multi-agent debates, DebFlow efficiently searches and optimizes workflows based on task specifications and historical execution feedback. Experimental results demonstrate that DebFlow achieves an average performance improvement of approximately 3% across six different datasets, outperforming existing manual design and automated methods in mathematical reasoning, question answering, code generation, and entity tasks. Meanwhile, cost analysis reveals that DebFlow reduces resource consumption by 37% during the training process compared to state-of-the-art baselines, further validating its cost-effectiveness in practical applications. Ablation studies also confirm the critical role of the debate mechanism in enhancing overall performance, with the removal of the debate module resulting in more significant performance degradation compared to relying solely on reflection. Overall, DebFlow provides a more efficient, energy-saving, and adaptive solution for automatic agent generation, with future work potentially exploring more complex reasoning strategies and extensions to cross-domain applications.

References

- Jacob Austin, Augustus Odena, Maxwell Nye, Maarten Bosma, Henryk Michalewski, David Dohan, Ellen Jiang, Carrie J. Cai, Michael Terry, Quoc V. Le, and Charles Sutton. Program synthesis with large language models. *ArXiv*, abs/2108.07732, 2021. URL <https://api.semanticscholar.org/CorpusID:237142385>.
- Mark Chen, Jerry Tworek, Heewoo Jun, Qiming Yuan, Henrique Pondé, Jared Kaplan, Harrison Edwards, Yura Burda, Nicholas Joseph, Greg Brockman, Alex Ray, Raul Puri, Gretchen Krueger, Michael Petrov, Heidy Khlaaf, Girish Sastry, Pamela Mishkin, Brooke Chan, Scott Gray, Nick Ryder, Mikhail Pavlov, Alethea Power, Lukasz Kaiser, Mo Bavarian, Clemens Winter, Philippe Tillet, Felipe Petroski Such, David W. Cummings, Matthias Plappert, Fotios Chantzis, Elizabeth Barnes, Ariel Herbert-Voss, William H. Guss, Alex Nichol, Igor Babuschkin, Suchir Balaji, Shantanu Jain, Andrew Carr, Jan Leike, Joshua Achiam, Vedant Misra, Evan Morikawa, Alec Radford, Matthew M. Knight, Miles Brundage, Mira Murati, Katie Mayer, Peter Welinder, Bob McGrew, Dario Amodei, Sam McCandlish, Ilya Sutskever, and Wojciech Zaremba. Evaluating large language models trained on code. *ArXiv*, abs/2107.03374, 2021. URL <https://api.semanticscholar.org/CorpusID:235755472>.
- Yilun Du, Shuang Li, Antonio Torralba, Joshua B. Tenenbaum, and Igor Mordatch. Improving factuality and reasoning in language models through multiagent debate. *ArXiv*, abs/2305.14325, 2023. URL <https://api.semanticscholar.org/CorpusID:258841118>.
- Dheeru Dua, Yizhong Wang, Pradeep Dasigi, Gabriel Stanovsky, Sameer Singh, and Matt Gardner. DROP: A reading comprehension benchmark requiring discrete reasoning over paragraphs. In Jill Burstein, Christy Doran, and Thamar Solorio (eds.), *Proceedings of the 2019 Conference of the North American Chapter of the Association for Computational Linguistics: Human Language Technologies, Volume 1 (Long and Short Papers)*, pp. 2368–2378,

- Minneapolis, Minnesota, June 2019. Association for Computational Linguistics. doi: 10.18653/v1/N19-1246. URL <https://aclanthology.org/N19-1246/>.
- Chrisantha Fernando, Dylan Sunil Banarse, Henryk Michalewski, Simon Osindero, and Tim Rocktäschel. Promptbreeder: Self-referential self-improvement via prompt evolution. In *Forty-first International Conference on Machine Learning*, 2024. URL <https://openreview.net/forum?id=9ZxnPZGmPU>.
- Dan Hendrycks, Collin Burns, Saurav Kadavath, Akul Arora, Steven Basart, Eric Tang, Dawn Xiaodong Song, and Jacob Steinhardt. Measuring mathematical problem solving with the math dataset. *ArXiv*, abs/2103.03874, 2021. URL <https://api.semanticscholar.org/CorpusID:232134851>.
- Sirui Hong, Yizhang Lin, Bangbang Liu, Binhao Wu, Danyang Li, Jiaqi Chen, Jiayi Zhang, Jinlin Wang, Lingyao Zhang, Mingchen Zhuge, Taicheng Guo, Tuo Zhou, Wei Tao, Wenyi Wang, Xiangru Tang, Xiangtao Lu, Xinbing Liang, Yaying Fei, Yuheng Cheng, Zhibin Gou, Zongze Xu, Chenglin Wu, Li Zhang, Min Yang, and Xiawu Zheng. Data interpreter: An llm agent for data science. *arXiv preprint*, 2024a.
- Sirui Hong, Mingchen Zhuge, Jonathan Chen, Xiawu Zheng, Yuheng Cheng, Jinlin Wang, Ceyao Zhang, Zili Wang, Steven Ka Shing Yau, Zijuan Lin, Liyang Zhou, Chenyu Ran, Lingfeng Xiao, Chenglin Wu, and Jürgen Schmidhuber. MetaGPT: Meta programming for a multi-agent collaborative framework. In *The Twelfth International Conference on Learning Representations*, 2024b.
- Shengran Hu, Cong Lu, and Jeff Clune. Automated design of agentic systems. *ArXiv*, abs/2408.08435, 2024a. URL <https://api.semanticscholar.org/CorpusID:271892234>.
- Shengran Hu, Cong Lu, and Jeff Clune. Automated design of agentic systems. *arXiv preprint arXiv:2408.08435*, 2024b.
- Ye Jin, Ruoxuan Yang, Zhijie Yi, Xiaoxi Shen, Huiling Peng, Xiaoan Liu, Jingli Qin, Jiayang Li, Jintao Xie, Peizhong Gao, Guyue Zhou, and Jiangtao Gong. Surrealdriver: Designing llm-powered generative driver agent framework based on human drivers’ driving-thinking data. *2024 IEEE/RSJ International Conference on Intelligent Robots and Systems (IROS)*, pp. 966–971, 2023. URL <https://api.semanticscholar.org/CorpusID:271329438>.
- Zelong Li, Shuyuan Xu, Kai Mei, Wenyue Hua, Balaji Rama, Om Raheja, Hao Wang, He Zhu, and Yongfeng Zhang. Autoflow: Automated workflow generation for large language model agents. *ArXiv*, abs/2407.12821, 2024. URL <https://api.semanticscholar.org/CorpusID:271270428>.
- Aman Madaan, Niket Tandon, Prakhar Gupta, Skyler Hallinan, Luyu Gao, Sarah Wiegreffe, Uri Alon, Nouha Dziri, Shrimai Prabhumoye, Yiming Yang, Shashank Gupta, Bodhisattwa Prasad Majumder, Katherine Hermann, Sean Welleck, Amir Yazdanbakhsh, and Peter Clark. Self-refine: Iterative refinement with self-feedback. In A. Oh, T. Naumann, A. Globerson, K. Saenko, M. Hardt, and S. Levine (eds.), *Advances in Neural Information Processing Systems*, volume 36, pp. 46534–46594. Curran Associates, Inc., 2023a.
- Aman Madaan, Niket Tandon, Prakhar Gupta, Skyler Hallinan, Luyu Gao, Sarah Wiegreffe, Uri Alon, Nouha Dziri, Shrimai Prabhumoye, Yiming Yang, Sean Welleck, Bodhisattwa Prasad Majumder, Shashank Gupta, Amir Yazdanbakhsh, and Peter Clark. Self-refine: Iterative refinement with self-feedback. *ArXiv*, abs/2303.17651, 2023b. URL <https://api.semanticscholar.org/CorpusID:257900871>.
- Jon Saad-Falcon, Adrian Gamarra Lafuente, Shlok Natarajan, Nahum Maru, Hristo Todorov, Etash Kumar Guha, E. Kelly Buchanan, Mayee Chen, Neel Guha, Christopher Ré, and Azalia Mirhoseini. Archon: An architecture search framework for inference-time techniques. *ArXiv*, abs/2409.15254, 2024. URL <https://api.semanticscholar.org/CorpusID:272827424>.

- Noah Shinn, Federico Cassano, Beck Labash, Ashwin Gopinath, Karthik Narasimhan, and Shunyu Yao. Reflexion: language agents with verbal reinforcement learning. In *Neural Information Processing Systems*, 2023. URL <https://api.semanticscholar.org/CorpusID:258833055>.
- Mohit Shridhar, Xingdi Yuan, Marc-Alexandre Côté, Yonatan Bisk, Adam Trischler, and Matthew J. Hausknecht. Alfworld: Aligning text and embodied environments for interactive learning. *ArXiv*, abs/2010.03768, 2020. URL <https://api.semanticscholar.org/CorpusID:222208810>.
- Chan Hee Song, Brian M. Sadler, Jiaman Wu, Wei-Lun Chao, Clayton Washington, and Yu Su. Llm-planner: Few-shot grounded planning for embodied agents with large language models. In *2023 IEEE/CVF International Conference on Computer Vision (ICCV)*, pp. 2986–2997, 2023. doi: 10.1109/ICCV51070.2023.00280.
- Nan Tang, Chenyu Yang, Ju Fan, and Lei Cao. Verifai: Verified generative ai. *ArXiv*, abs/2307.02796, 2023. URL <https://api.semanticscholar.org/CorpusID:259360404>.
- Guanzhi Wang, Yuqi Xie, Yunfan Jiang, Ajay Mandlekar, Chaowei Xiao, Yuke Zhu, Linxi Fan, and Anima Anandkumar. Voyager: An open-ended embodied agent with large language models. *Transactions on Machine Learning Research*, 2024a. ISSN 2835-8856.
- Xuezhi Wang, Jason Wei, Dale Schuurmans, Quoc Le, Ed Chi, Sharan Narang, Aakanksha Chowdhery, and Denny Zhou. Self-consistency improves chain of thought reasoning in language models. *arXiv preprint arXiv:2203.11171*, 2022a.
- Xuezhi Wang, Jason Wei, Dale Schuurmans, Quoc Le, Ed H. Chi, and Denny Zhou. Self-consistency improves chain of thought reasoning in language models. *ArXiv*, abs/2203.11171, 2022b. URL <https://api.semanticscholar.org/CorpusID:247595263>.
- Xuezhi Wang, Jason Wei, Dale Schuurmans, Quoc V Le, Ed H. Chi, Sharan Narang, Aakanksha Chowdhery, and Denny Zhou. Self-consistency improves chain of thought reasoning in language models. In *The Eleventh International Conference on Learning Representations*, 2023a. URL <https://openreview.net/forum?id=1PL1NIMMrw>.
- Zhenhailong Wang, Shaoguang Mao, Wenshan Wu, Tao Ge, Furu Wei, and Heng Ji. Unleashing the emergent cognitive synergy in large language models: A task-solving agent through multi-persona self-collaboration. In *North American Chapter of the Association for Computational Linguistics*, 2023b. URL <https://api.semanticscholar.org/CorpusID:259765919>.
- Zhenhailong Wang, Shaoguang Mao, Wenshan Wu, Tao Ge, Furu Wei, and Heng Ji. Unleashing the emergent cognitive synergy in large language models: A task-solving agent through multi-persona self-collaboration. *arXiv preprint arXiv:2307.05300*, 2023c.
- Zhenhailong Wang, Shaoguang Mao, Wenshan Wu, Tao Ge, Furu Wei, and Heng Ji. Unleashing the emergent cognitive synergy in large language models: A task-solving agent through multi-persona self-collaboration. In Kevin Duh, Helena Gomez, and Steven Bethard (eds.), *Proceedings of the 2024 Conference of the North American Chapter of the Association for Computational Linguistics: Human Language Technologies (Volume 1: Long Papers)*, pp. 257–279, Mexico City, Mexico, June 2024b. Association for Computational Linguistics. doi: 10.18653/v1/2024.naacl-long.15. URL <https://aclanthology.org/2024.naacl-long.15/>.
- Jason Wei, Xuezhi Wang, Dale Schuurmans, Maarten Bosma, brian ichter, Fei Xia, Ed Chi, Quoc V Le, and Denny Zhou. Chain-of-thought prompting elicits reasoning in large language models. In S. Koyejo, S. Mohamed, A. Agarwal, D. Belgrave, K. Cho, and A. Oh (eds.), *Advances in Neural Information Processing Systems*, volume 35, pp. 24824–24837. Curran Associates, Inc., 2022a. URL https://proceedings.neurips.cc/paper_files/paper/2022/file/9d5609613524ecf4f15af0f7b31abca4-Paper-Conference.pdf.

- Jason Wei, Xuezhi Wang, Dale Schuurmans, Maarten Bosma, Brian Ichter, Fei Xia, Ed H. Chi, Quoc V. Le, and Denny Zhou. Chain-of-thought prompting elicits reasoning in large language models. In *Proceedings of the 36th International Conference on Neural Information Processing Systems, NIPS '22*, Red Hook, NY, USA, 2022b. Curran Associates Inc. ISBN 9781713871088.
- Jason Wei, Xuezhi Wang, Dale Schuurmans, Maarten Bosma, Fei Xia, Ed Chi, Quoc V Le, Denny Zhou, et al. Chain-of-thought prompting elicits reasoning in large language models. *Advances in neural information processing systems*, 35:24824–24837, 2022c.
- Yupeng Xie, Yuyu Luo, Guoliang Li, and Nan Tang. Haichart: Human and ai paired visualization system. *ArXiv*, abs/2406.11033, 2024.
- Chengrun Yang, Xuezhi Wang, Yifeng Lu, Hanxiao Liu, Quoc V Le, Denny Zhou, and Xinyun Chen. Large language models as optimizers. In *The Twelfth International Conference on Learning Representations*, 2024. URL <https://openreview.net/forum?id=Bb4VGOWELI>.
- Zhilin Yang, Peng Qi, Saizheng Zhang, Yoshua Bengio, William Cohen, Ruslan Salakhutdinov, and Christopher D. Manning. HotpotQA: A dataset for diverse, explainable multi-hop question answering. In Ellen Riloff, David Chiang, Julia Hockenmaier, and Jun'ichi Tsujii (eds.), *Proceedings of the 2018 Conference on Empirical Methods in Natural Language Processing*, pp. 2369–2380, Brussels, Belgium, October-November 2018. Association for Computational Linguistics. doi: 10.18653/v1/D18-1259. URL <https://aclanthology.org/D18-1259/>.
- Jiayi Zhang, Jinyu Xiang, Zhaoyang Yu, Fengwei Teng, Xionghui Chen, Jiaqi Chen, Mingchen Zhuge, Xin Cheng, Sirui Hong, Jinlin Wang, Bingnan Zheng, Bangbang Liu, Yuyu Luo, and Chenglin Wu. Aflow: Automating agentic workflow generation. *ArXiv*, abs/2410.10762, 2024a. URL <https://api.semanticscholar.org/CorpusID:273345847>.
- Jiayi Zhang, Jinyu Xiang, Zhaoyang Yu, Fengwei Teng, Xionghui Chen, Jiaqi Chen, Mingchen Zhuge, Xin Cheng, Sirui Hong, Jinlin Wang, et al. Aflow: Automating agentic workflow generation. *arXiv preprint arXiv:2410.10762*, 2024b.
- Jiayi Zhang, Chuang Zhao, Yihan Zhao, Zhaoyang Yu, Ming He, and Jianpin Fan. Mobile-experts: A dynamic tool-enabled agent team in mobile devices. *ArXiv*, abs/2407.03913, 2024c.
- Qihuang Zhong, Kang Wang, Ziyang Xu, Juhua Liu, Liang Ding, Bo Du, and Dacheng Tao. Achieving ≥ 97 better solvers for math word problems. *arXiv preprint arXiv:2404.14963*, 2024.
- Andy Zhou, Kai Yan, Michal Shlapentokh-Rothman, Haohan Wang, and Yu-Xiong Wang. Language agent tree search unifies reasoning, acting, and planning in language models. In *Forty-first International Conference on Machine Learning*, 2024a. URL <https://openreview.net/forum?id=njwv9BsGHF>.
- Wangchunshu Zhou, Yixin Ou, Shengwei Ding, Long Li, Jialong Wu, Tiannan Wang, Jiamin Chen, Shuai Wang, Xiaohua Xu, Ningyu Zhang, Huajun Chen, and Yuchen Eleanor Jiang. Symbolic learning enables self-evolving agents. *ArXiv*, abs/2406.18532, 2024b. URL <https://api.semanticscholar.org/CorpusID:270737580>.
- Jun-Peng Zhu, Peng Cai, Kai Xu, Li Li, Yishen Sun, Shuai Zhou, Haihuang Su, Liu Tang, and Qi Liu. Autotqa: Towards autonomous tabular question answering through multi-agent large language models. *Proc. VLDB Endow.*, 17(12):3920–3933, August 2024. ISSN 2150-8097. doi: 10.14778/3685800.3685816. URL <https://doi.org/10.14778/3685800.3685816>.
- Mingchen Zhuge, Wenyi Wang, Louis Kirsch, Francesco Faccio, Dmitrii Khizbullin, and Jürgen Schmidhuber. GPTswarm: Language agents as optimizable graphs. In *Forty-first International Conference on Machine Learning*, 2024.

A Appendix

A.1 BASIC NODE

```

1 class ActionNode:
2     async def fill(
3         self,
4         context, #:param context: Everything we should know when filling
           node.
5         llm,      #:param llm: Large Language Model with pre-defined
           system message.
6         ...)
7         return self

```

A.2 INITIAL WORKFLOW STRUCTURE

```

1 class Workflow:
2     def __init__(
3         self,
4         name: str,
5         llm_config,
6         dataset: DatasetType,
7     ) -> None:
8         self.name = name
9         self.dataset = dataset
10        self.llm = create_llm_instance(llm_config)
11        self.llm.cost_manager = CostManager()
12        self.custom = operator.Custom(self.llm)
13
14        async def __call__(self, problem: str):
15            """
16            Implementation of the workflow
17            """
18            solution = await self.custom(input=problem, instruction="")
19            return solution['response'], self.llm.cost_manager.total_cost

```

A.3 WORKFLOW OPTIMIZE PROMPT

```

1 workflow_optimize_prompt = """
2 First, provide optimization ideas. Only one detail point can be modified
   at a time, and no more than 5 lines of code may be changed per
   modification--extensive modifications are strictly prohibited to
   maintain project focus!
3 When introducing new functionalities in the graph, please make sure to
   import the necessary libraries or modules yourself, except for
   operator, prompt_custom, create_llm_instance, and CostManage, which
   have already been automatically imported.
4 **Under no circumstances should Graph output None for any field.**
5 Use custom methods to restrict your output format, rather than using
   code (outside of the code, the system will extract answers based on
   certain rules and score them).
6 It is very important to format the Graph output answers, you can refer
   to the standard answer format in the log.
7
8 Here's an example of using the `custom` method in graph:
9 ```
10 # You can write your own prompt in <prompt>prompt_custom</prompt> and
   then use it in the Custom method in the graph
11 response = await self.custom(input=problem,
   instruction=prompt_custom.XXX_PROMPT)
12 # You can also concatenate previously generated string results in the
   input to provide more comprehensive contextual information.

```

```

13 # response = await self.custom(input=problem+f"xxx:{xxx}", xxx:{xxx}",
    instruction=prompt_custom.XXX_PROMPT)
14 # The output from the Custom method can be placed anywhere you need it,
    as shown in the example below
15 solution = await self.generate(problem=f"question:{problem}",
    xxx:{response['response']})
16 """
17 Note: In custom, the input and instruction are directly
    concatenated(instruction+input), and placeholders are not supported.
    Please ensure to add comments and handle the concatenation
    externally.\n
18
19 **Introducing multiple operators at appropriate points can enhance
    performance. If you find that some provided operators are not yet
    used in the graph, try incorporating them. Be careful not to import
    operators that are not included in the operator, otherwise the
    program will fail.**
20
21 please reconstruct and optimize them. You can add, modify, or delete
    nodes, parameters, or prompts. Include your single modification in
    XML tags in your reply. Ensure they are complete and correct to
    avoid runtime failures.
22 When optimizing, you can incorporate critical thinking methods like
    review, revise, ensemble (generating multiple answers through
    different/similar prompts, then voting/integrating/checking the
    majority to obtain a final answer), selfAsk, etc. Consider
23 Python's loops (for, while, list comprehensions), conditional statements
    (if-elif-else, ternary operators),
24 or machine learning techniques (e.g., linear regression, decision trees,
    neural networks, clustering). The graph
25 complexity should not exceed 10. Use logical and control flow (IF-ELSE,
    loops) for a more enhanced graphical
26 representation.Ensure that all the prompts required by the current graph
    from prompt_custom are included.Exclude any other prompts.
27 Output the modified graph and all the necessary Prompts in prompt_custom
    (if needed).
28 The prompt you need to generate is only the one used in
    `prompt_custom.XXX` within Custom. Other methods already have
    built-in prompts and are prohibited from being generated. Only
    generate those needed for use in `prompt_custom`; please remove any
    unused prompts in prompt_custom.
29 the generated prompt must not contain any placeholders.
30 Considering information loss, complex graphs may yield better results,
    but insufficient information transmission can omit the solution.
    It's crucial to include necessary context during the process.
31 """

```

A.4 AGENT DEBATE

```

1 debate_prompt_meta_1 = """You are a debater. Hello and welcome to the
    debate. It's not necessary to fully agree with each other's
    perspectives, as our objective is to find the correct answer.
2 The debate topic is how to optimize the Graph and corresponding Prompt.
    You should analyze log data and come up with an optimization plan.
3
4 Below are the logs of some results with the aforementioned Graph that
    performed well but encountered errors, which can be used as
    references for optimization:
5 {log}
6
7 It is very important to format the Graph output answers, you can refer
    to the standard answer format in the log.
8 """

```

```

9
10 debate_prompt_meta_2 = """
11 Below is my answer based on the initial graph and prompt. Do you agree
    with my perspective? You have to consider whether my answer can
    solve the problems in the logs.
12 You must make further optimizations and improvements based on this
    graph. The modified graph must differ from the provided example, and
    the specific differences should be noted within the
    <modification>xxx</modification> section.
13 <sample>
14     <modification>{modification}</modification>
15     <graph>{graph}</graph>
16     <prompt>{prompt}</prompt>(only prompt_custom)
17 </sample>
18 """
19
20 Debate_prompt = debate_prompt_meta_1 + debate_prompt_meta_2
21
22 moderator_prompt_meta_1 = """
23 You are a moderator. There will be two debaters involved in a debate.
24 They will present their answers and discuss their perspectives on the
    following topic:
25 The debate topic is how to optimize the Graph and corresponding Prompt.
26 <initial>
27     <graph>{graph}</graph>
28     <prompt>{prompt}</prompt>
29 </initial>
30
31 At the end of each round, you will evaluate answers and decide which is
    correct.
32 """
33
34 moderator_prompt_meta_2 = """
35 Now the round of debate for both sides has ended.
36 You have to consider which side of the workflow will not have problems
    in the logs after execution.
37
38 Affirmative side arguing:
39 <aff_ans>
40     <modification>{aff_modification}</modification>
41     <graph>{aff_graph}</graph>
42     <prompt>{aff_prompt}</prompt>
43 </aff_ans>
44
45 Negative side arguing:
46 <neg_ans>
47     <modification>{neg_modification}</modification>
48     <graph>{neg_graph}</graph>
49     <prompt>{neg_prompt}</prompt>
50 </neg_ans>
51
52 You, as the moderator, will evaluate both sides' answers and determine
    if there is a clear preference for an answer candidate. If so,
    please output your supporting 'affirmative' or 'negative' side and
    give the final answer that you think is correct, and the debate will
    conclude. If not, just output 'No', the debate will continue to the
    next round.
53 for examples: 'affirmative' , 'negative', 'No'
54 """
55
56 moderator_prompt = moderator_prompt_meta_1 + moderator_prompt_meta_2
57
58 judge = """
59 Now the round of debate for both sides has ended.

```

```

60 You have to consider which side of the workflow will not have problems
    in the logs after execution.
61 Affirmative side arguing:
62 <aff_ans>
63     <modification>{aff_modification}</modification>
64     <graph>{aff_graph}</graph>
65     <prompt>{aff_prompt}</prompt>
66 </aff_ans>
67
68 Negative side arguing:
69 <neg_ans>
70     <modification>{neg_modification}</modification>
71     <graph>{neg_graph}</graph>
72     <prompt>{neg_prompt}</prompt>
73 </neg_ans>
74
75 As a judge, the current round has ended. You must choose one of the
    affirmative and negative as your final choice. Please base your
    judgment on the original graph and the revisions of both affirmative
    and negative.
76 If you choose affirmative, please output 'affirmative'. If you choose
    negative, please output 'negative'.
77 for examples: 'affirmative' , 'negative'
78
79 Please strictly output format, do not output irrelevant content.
80 """

```

A.5 OPERATORS

```

1 class Programmer(Operator):
2     async def exec_code(self, code, timeout=30):
3         loop = asyncio.get_running_loop()
4         with concurrent.futures.ProcessPoolExecutor(max_workers=1) as
5             executor:
6             try:
7                 # Submit run_code task to the process pool
8                 future = loop.run_in_executor(executor, run_code, code)
9                 # Wait for the task to complete or timeout
10                result = await asyncio.wait_for(future, timeout=timeout)
11                return result
12            except asyncio.TimeoutError:
13                # Timeout, attempt to shut down the process pool
14                executor.shutdown(wait=False, cancel_futures=True)
15                return "Error", "Code execution timed out"
16            except Exception as e:
17                return "Error", f"Unknown error: {str(e)}"
18
19     async def code_generate(self, problem, analysis, feedback, mode):
20         prompt = PYTHON_CODE_VERIFIER_PROMPT.format(
21             problem=problem,
22             analysis=analysis,
23             feedback=feedback
24         )
25         response = await self._fill_node(CodeGenerateOp, prompt, mode,
26             function_name="solve")
27         return response
28
29     @retry(stop=stop_after_attempt(3), wait=wait_fixed(2))
30     async def __call__(self, problem: str, analysis: str = "None"):
31         code = None
32         output = None
33         feedback = ""
34         for i in range(3):

```

```

33         code_response = await self.code_generate(problem, analysis,
34             feedback, mode="code_fill")
35         code = code_response.get("code")
36         if not code:
37             return {"code": code, "output": "No code generated"}
38         status, output = await self.exec_code(code)
39         if status == "Success":
40             return {"code": code, "output": output}
41         else:
42             print(f"Execution error on attempt {i + 1}, error
43                 message: {output}")
44             feedback = (
45                 f"\nThe result of the error from the code you wrote
46                 in the previous round:\n"
47                 f"Code: {code}\n\nStatus: {status}, {output}")
48             )
49         return {"code": code, "output": output}
50
51 class ScEnsemble(Operator):
52     async def __call__(self, solutions: List[str], problem: str):
53         answer_mapping = {}
54         solution_text = ""
55         for index, solution in enumerate(solutions):
56             answer_mapping[chr(65 + index)] = index
57             solution_text += f"{chr(65 + index)}:
58                 \n{str(solution)}\n\n\n"
59
60         prompt = SC_ENSEMBLE_PROMPT.format(problem=problem,
61             solutions=solution_text)
62         response = await self._fill_node(ScEnsembleOp, prompt,
63             mode="xml_fill")
64
65         answer = response.get("solution_letter", "")
66         answer = answer.strip().upper()
67
68         return {"response": solutions[answer_mapping[answer]]}
69
70 class CustomCodeGenerate(Operator):
71     async def __call__(self, problem, entry_point, instruction):
72         prompt = instruction + problem
73         response = await self._fill_node(GenerateOp, prompt,
74             mode="code_fill", function_name=entry_point)
75         return response
76
77 class Test(Operator):
78     def exec_code(self, solution, entry_point):
79
80         test_cases = extract_test_cases_from_jsonl(entry_point,
81             dataset="MBPP")
82
83         fail_cases = []
84         for test_case in test_cases:
85             test_code = test_case_2_test_function(solution, test_case,
86                 entry_point)
87             try:
88                 exec(test_code, globals())
89             except AssertionError as e:
90                 exc_type, exc_value, exc_traceback = sys.exc_info()
91                 tb_str = traceback.format_exception(exc_type, exc_value,
92                     exc_traceback)
93                 with open("tester.txt", "a") as f:
94                     f.write("test_error of " + entry_point + "\n")
95                 error_information = {
96                     "test_fail_case": {

```

```

88         "test_case": test_case,
89         "error_type": "AssertionError",
90         "error_message": str(e),
91         "traceback": tb_str,
92     }
93 }
94 fail_cases.append(error_infomation)
95 except Exception as e:
96     with open("tester.txt", "a") as f:
97         f.write(entry_point + " " + str(e) + "\n")
98     return {"exec_fail_case": str(e)}
99 if fail_cases != []:
100     return fail_cases
101 else:
102     return "no error"
103
104 async def __call__(
105     self, problem, solution, entry_point, test_loop: int = 3
106 ):
107     for _ in range(test_loop):
108         result = self.exec_code(solution, entry_point)
109         if result == "no error":
110             return {"result": True, "solution": solution}
111         elif "exec_fail_case" in result:
112             result = result["exec_fail_case"]
113             prompt = REFLECTION_ON_PUBLIC_TEST_PROMPT.format(
114                 problem=problem,
115                 solution=solution,
116                 exec_pass=f"executed unsuccessfully, error: \n{result}",
117                 test_fail="executed unsuccessfully",
118             )
119             response = await self._fill_node(ReflectionTestOp,
120                 prompt, mode="code_fill")
121             solution = response["reflection_and_solution"]
122         else:
123             prompt = REFLECTION_ON_PUBLIC_TEST_PROMPT.format(
124                 problem=problem,
125                 solution=solution,
126                 exec_pass="executed successfully",
127                 test_fail=result,
128             )
129             response = await self._fill_node(ReflectionTestOp,
130                 prompt, mode="code_fill")
131             solution = response["reflection_and_solution"]
132
133     result = self.exec_code(solution, entry_point)
134     if result == "no error":
135         return {"result": True, "solution": solution}
136     else:
137         return {"result": False, "solution": solution}
138
139 class AnswerGenerate(Operator):
140     async def __call__(self, input: str, mode: str = None) -> Tuple[str,
141         str]:
142         prompt = ANSWER_GENERATION_PROMPT.format(input=input)
143         response = await self._fill_node(AnswerGenerateOp, prompt,
144             mode="xml_fill")
145         return response
146
147 class Review(Operator):
148     async def __call__(self, problem, solution, mode: str = None):
149         prompt = REVIEW_PROMPT.format(problem_description=problem,
150             solution=solution, , criteria=self.criteria)
151         fill_kwargs = {"context": prompt, "llm": self.llm}

```



```

147         if mode: fill_kwargs["mode"] = mode
148         node = await
149             ActionNode.from_pydantic(ReviewOp).fill(**fill_kwargs)
150         response = node.instruct_content.model_dump()
151         return response
152     class Revise(Operator):
153         async def __call__(self, problem, solution, feedback, mode: str =
154             None):
155             prompt = REVISE_PROMPT.format(problem_description=problem,
156                 solution=solution, feedback=feedback)
157             fill_kwargs = {"context": prompt, "llm": self.llm}
158             if mode: fill_kwargs["mode"] = mode
159             node = await
160                 ActionNode.from_pydantic(ReviseOp).fill(**fill_kwargs)
161             response = node.instruct_content.model_dump()
162             return response

```

B Case Study

B.1 Case Study of DebFlow

```

1 SOLVE_PROMPT = """
2 Solve the given mathematical problem step by step. Show your work and
3 explain each step clearly. If the problem involves geometry, include
4 a description of the relevant geometric properties and
5 relationships. If the problem is multiple choice, explain why the
6 chosen answer is correct and why the others are incorrect.
7
8 Problem:
9 {input}
10
11 Provide a detailed solution:
12 """
13
14 FORMAT_PROMPT = """
15 Format the given solution to match the following guidelines:
16 1. If there's a final numerical answer, enclose it in \boxed{}.
17 2. For multiple-choice questions, state the correct answer as a single
18 letter (A, B, C, D, or E) without additional explanation.
19 3. If the answer is in radical form, leave it as is without simplifying
20 to a decimal.
21 4. Ensure that all mathematical expressions are properly formatted using
22 LaTeX notation where appropriate.
23
24 Given problem and solution:
25 {input}
26
27 Formatted answer:
28 """
29
30 async def __call__(self, problem: str):
31     """
32     Implementation of the workflow
33     """
34     # Generate multiple solutions
35     solutions = []
36     for _ in range(3): # Generate 3 solutions
37         response = await self.custom(input=problem, instruction="")
38         solutions.append(response['response'])
39
40     # Review the generated solution
41     reviewed_solution = await self.sc_ensemble(solutions=[solution],
42         problem=problem)

```

```

35
36     # Use the programmer to analyze and generate code for the reviewed
        solution
37     code_solution = await self.programmer(problem=problem,
        analysis=reviewed_solution['response'])
38
39     # Format the final answer
40     formatted_answer = await self.custom(input=f"Problem:
        {problem}\nSolution: {code_solution['output']}",
        instruction=prompt_custom.FORMAT_PROMPT)
41
42     return formatted_answer['response'], self.llm.cost_manager.total_cost

```

This optimal workflow generated for the MATH task showcases the model’s ability to generate complex, task-specific solutions from task-agnostic initial settings. It combines programmatic solutions with various reasoning strategies, culminating in an ensemble selection process, and spontaneously formats the answer into the required form. This adaptation demonstrates the model’s flexibility in tailoring workflows to different problem domains, while maintaining sophisticated problem-solving structures.

B.2 Case Study of AFlow

```

1  async def __call__(self, problem: str):
2      """
3      Implementation of the workflow
4      """
5      # Generate multiple solutions
6      solutions = []
7      for _ in range(3): # Generate 3 solutions
8          response = await self.custom(input=problem, instruction="")
9          solutions.append(response['response'])
10
11     # Review each generated solution for correctness
12     reviewed_solutions = []
13     for solution in solutions:
14         review = await self.custom(input=solution, instruction="Review
            this solution for correctness.")
15         reviewed_solutions.append(review['response'])
16
17     # Use self-ensemble to select the best solution from reviewed
        solutions
18     ensemble_response = await
        self.ensemble(solutions=reviewed_solutions, problem=problem)
19
20     return ensemble_response['response'],
        self.llm.cost_manager.total_cost

```

When designing workflows, **Aflow** also generates multiple solutions. However, in the subsequent steps, it reviews each solution individually before integrating them, lacking a comprehensive analysis of how different solutions complement or contradict each other. In contrast, **Debflow** conducts an overall analysis before invoking `sc.ensemble()`, which enhances the consideration of the strengths and weaknesses of different solutions. This process enables `self.programmer()` to generate more reasonable code, whereas **Aflow** performs `ensemble()` only on the reviewed textual solutions, which may lead to information loss and a lack of validation at the code level. Additionally, **Debflow** further optimizes the final output using `self.custom()` in combination with `prompt_custom.FORMAT_PROMPT`, ensuring a clear and well-structured output. In contrast, **Aflow** lacks similar formatting mechanisms, making its final answer potentially less readable and structured.