

External-field-induced altermagnetism in experimentally synthesized monolayer CrX_3 ($\text{X}=\text{Cl}, \text{Br}$ and I)

San-Dong Guo*

School of Electronic Engineering, Xi'an University of Posts and Telecommunications, Xi'an 710121, China

Net-zero-magnetization magnets are attracting significant research interest, driven by their potential for ultrahigh density and ultrafast performance. Among these materials, the altermagnets possess alternating spin-splitting band structures and exhibit a range of phenomena previously thought to be exclusive to ferromagnets, including the anomalous Hall and Nernst effects, non-relativistic spin-polarized currents, and the magneto-optical Kerr effect. Bulk altermagnets have been experimentally identified, while two-dimensional (2D) altermagnets remain experimentally unexplored. Here, we take experimentally synthesized 2D ferromagnetic CrX_3 ($\text{X}=\text{Cl}, \text{Br}$ and I) as the parent material and achieve altermagnetism through external field. First, we achieve the transition from ferromagnetism to antiferromagnetism through biaxial strain. Subsequently, we break the space inversion symmetry while preserving the mirror symmetry via an electric field, thereby inducing altermagnetism. Moreover, through the application of Janus engineering to construct $\text{CrX}_{1.5}\text{Y}_{1.5}$ ($\text{X}\neq\text{Y}=\text{Cl}, \text{Br}$ and I), the phase transition from ferromagnetism to antiferromagnetism induced by strain alone is sufficient to trigger the emergence of altermagnetism. All six monolayers possess the symmetry of i -wave spin-splitting. The computational results suggest that CrCl_3 can be readily tuned to exhibit altermagnetism through external field in experiment, thanks to its low strain threshold for magnetic phase transition. Our work provides experimentally viable materials and methods for realizing altermagnetism, which can advance the development of 2D altermagnetism.

Introduction.— Although ferromagnets play a significant role in spintronics, they face limitations such as stray field problems and power consumption issues[1–3]. In contrast, contemporary research in spintronics has increasingly focused on net-zero-magnetization magnets. These magnets offer several advantages over ferromagnets for spintronic devices, including higher storage density, enhanced robustness against external magnetic fields, and faster writing speeds, all of which stem from their net-zero magnetic moment [1–3]. Typical examples of net-zero-magnetization magnets include PT -antiferromagnets (which possess combined space inversion (P) and time-reversal (T) symmetry (PT)), altermagnets and fully-compensated ferrimagnets[4, 5]. Unlike PT -antiferromagnet, both altermagnet and fully-compensated ferrimagnet can produce anomalous Hall/Nernst effect and magneto-optical Kerr effect[4, 6, 7].

Recently, altermagnetism has become a highly focused hot topic in the fields of condensed matter physics and materials science[6]. The altermagnetism is distinguished by several key features: it exhibits robust breaking of T symmetry, displays antiparallel magnetic order, possesses alternating spin-split band structures and has vanishing net magnetization due to symmetry constraints. The momentum-dependent spin-splitting of d -, g -, or i -wave symmetry in Brillouin zone (BZ) does not require the assistance of spin-orbital coupling (SOC)[4, 5, 8–10]. Recently, twisted altermagnetism has been proposed in twisted magnetic van der Waals (vdW) bilayers, which utilize one of the five two-dimensional (2D) Bravais lattices[11, 12]. In these systems, an out-of-plane electric field can induce valley polarization due to valley-

layer coupling [13–15]. Moreover, an antiferroelectric altermagnet has been proposed, where antiferroelectricity and altermagnetism coexist in a single material[16]. Experimentally, several bulk altermagnetic materials have been identified that exhibit momentum-dependent spin-splitting[4, 6]. Nevertheless, 2D altermagnets have been reported only in theory [6, 17–22] and remain experimentally unexplored. Therefore, it is important and meaningful to provide experimentally feasible materials and strategies to realize altermagnetism.

In addition to intrinsic altermagnet, it can also be achieved through external-field-tuned PT -antiferromagnets. The PT -antiferromagnet exhibits spin degeneracy, and many interesting physical phenomena and effects are prohibited. The spin-splitting can be achieved by arranging magnetic atoms with opposite spin polarizations in distinct environments[23]. Essentially, this requires breaking the system's P symmetry[24–26]. If PT -antiferromagnet only possesses P symmetry, it will transform into fully-compensated ferrimagnet upon P symmetry breaking[26]. If PT -antiferromagnet not only possesses P symmetry but also has rotational or mirror (C or M) symmetry, it will become altermagnet after the breaking of P symmetry[24–26]. Here, P , C and M require the connection of magnetic atoms with opposite spin polarizations. Here, we will achieve the altermagnet by inducing CrX_3 ($\text{X}=\text{Cl}, \text{Br}$ and I) to transition from ferromagnetic (FM) to antiferromagnetic (AFM) state by strain, and then breaking their P symmetry through electric field.

Crystal structures and Approach.— Monolayer CrX_3 ($\text{X}=\text{Cl}, \text{Br}$ and I) have already been synthesized experimentally[27–29]. Figure 1(a, b) illustrate the crys-

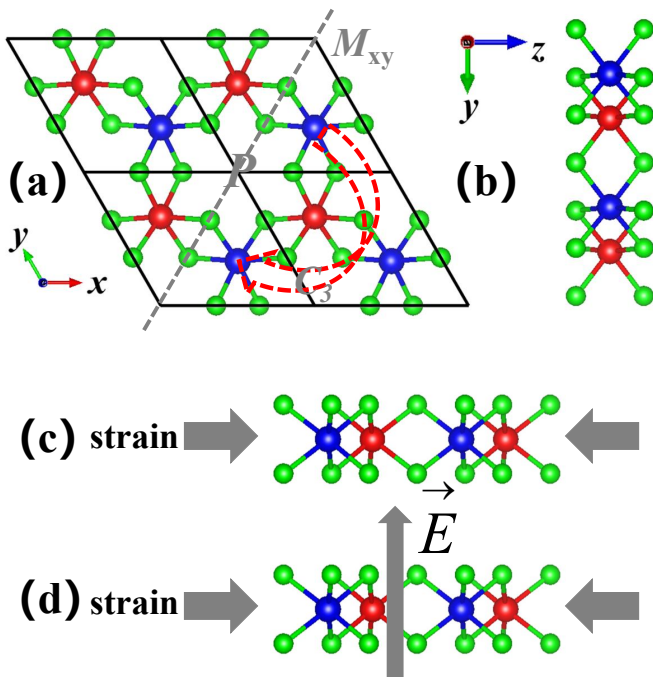


FIG. 1. (Color online) (a and b): the crystal structures of CrX_3 , and the blue/red and green balls represent Cr and X atoms, respectively. The small black rhombus represents the primitive unit cell; (c): when the appropriate strain is applied, a phase transition from ferromagnetism to PT -antiferromagnetism occurs; (d): when an additional electric field is applied, a phase transition from PT -antiferromagnetism to altermagnetism is induced.

TABLE I. For CrX_3 and $\text{CrX}_{1.5}\text{Y}_{1.5}$, the lattice constants a (Å), the energy band gap Gap (eV), the critical value of a/a_0 ($(a - a_0)/a_0$) corresponding to this phase transition from FM to AFM1 ordering, and the Young's modulus C_{2D} (Nm^{-1}).

Monolayer	a	Gap	a/a_0	C_{2D}
CrCl_3	6.06	1.767	0.977 (-2.3%)	34
CrBr_3	6.44	1.541	0.962 (-3.8%)	29
CrI_3	7.00	1.296	0.944 (-5.6%)	23
$\text{CrCl}_{1.5}\text{Br}_{1.5}$	6.26	1.595	0.967 (-3.3%)	33
$\text{CrCl}_{1.5}\text{I}_{1.5}$	6.59	1.255	0.951 (-4.9%)	32
$\text{CrBr}_{1.5}\text{I}_{1.5}$	6.74	1.335	0.949 (-5.1%)	28

tal structures of monolayer CrX_3 , which is composed of three monatomic planes in the sequence X-Cr-X. The unit cell contains two Cr atoms, which provides the structural condition for the realization of altermagnetism. The CrX_3 crystallizes in the $P\bar{3}1m$ space group (No.162). It is evident that certain symmetry operations can map one Cr sublattice onto the other (see Figure 1 (a)). These operations include inversion center P , which is situated between the nearest-neighbor Cr-Cr bonds and at the centers of the Cr hexagons. Additionally, vertical mirrors M (for example M_{xy}) perpendicular to the Cr-Cr bonds and passing through the inversion center also play a role. However, three-fold proper rotations C_3 connect

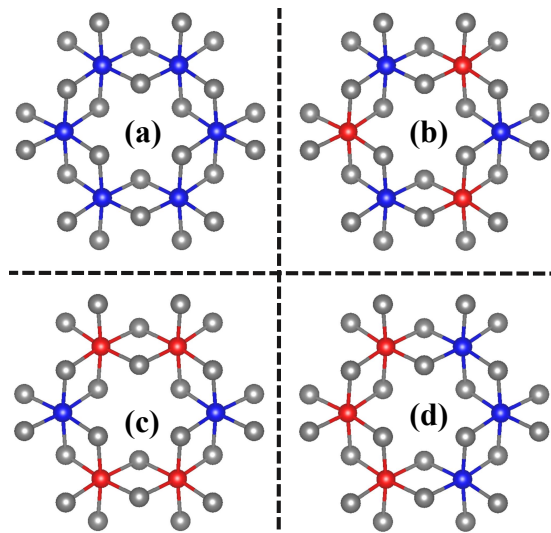


FIG. 2. (Color online) Four magnetic configurations: FM (a), AFM1 (b), AFM2 (c) and AFM3 (d), and the blue and red balls represent spin-up and spin-down atoms, respectively.

atoms within the same Cr sublattice.

Two Cr sublattices can be connected through M symmetry, which provides the symmetrical condition for realizing altermagnetism. However, the presence of the P symmetry limits the existence of altermagnetism. Therefore, in order to realize altermagnetism, it is necessary to retain M symmetry while breaking the P symmetry. The electric field is a highly effective mean of breaking P symmetry in 2D materials[30], which is a volatile regulation. It should be noted that if the two magnetic sublattices are not connected by M or C symmetry, then after the electric field breaks the P symmetry, the material may become a fully compensated ferrimagnet[7, 15].

In fact, the externally applied electric field can be equivalently replaced by the built-in electric field induced by the Janus structure. That is to say, in addition to electric field, Janus engineering is also an effective method for breaking P symmetry in 2D sandwich structures. Janus monolayer $\text{CrX}_{1.5}\text{Y}_{1.5}$ ($X \neq Y = \text{Cl, Br and I}$) can be constructed by replacing one of two X layers with Y atoms in monolayer CrX_3 , giving rise to three Janus monolayers $\text{CrCl}_{1.5}\text{Br}_{1.5}$, $\text{CrCl}_{1.5}\text{I}_{1.5}$ and $\text{CrBr}_{1.5}\text{I}_{1.5}$. Monolayer $\text{CrX}_{1.5}\text{Y}_{1.5}$ loses P and horizontal M symmetries with $P\bar{3}1m$ space group (No.157), but retains the vertical M symmetry.

In addition to the constraints of structural symmetry, CrX_3 should exhibit a Néel AFM ground state to achieve altermagnetism. Unfortunately, it has been demonstrated that CrX_3 possesses ferromagnetism both theoretically and experimentally[27–29, 31–33]. However, strain is a very effective way to tune the magnetic properties of 2D materials. For CrX_3 , strain combined with an electric field should be employed to induce altermagnetism. Initially, we will apply biaxial strain to induce

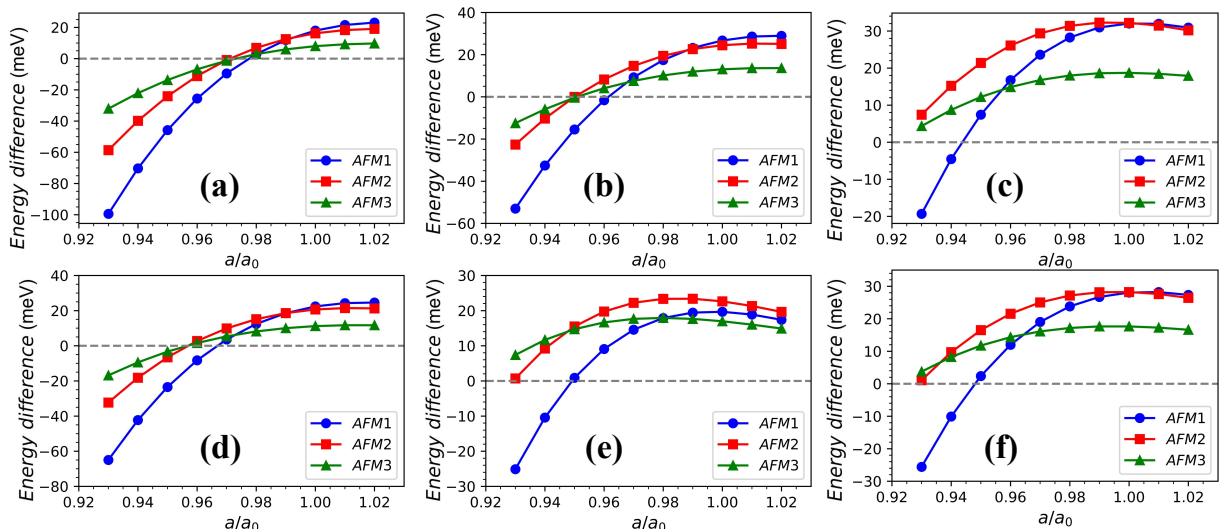


FIG. 3. (Color online) Calculated energy differences of AFM1, AFM2 and AFM3 with respect to FM state as a function of strain (a/a_0) for CrCl_3 (a), CrBr_3 (b), CrI_3 (c), $\text{CrCl}_{1.5}\text{Br}_{1.5}$ (d), $\text{CrCl}_{1.5}\text{I}_{1.5}$ (e) and $\text{CrBr}_{1.5}\text{I}_{1.5}$ (f).

a phase transition from ferromagnetism to antiferromagnetism Figure 1 (c). Subsequently, an electric field will be applied to achieve an altermagnetic state Figure 1 (d). For Janus $\text{CrX}_{1.5}\text{Y}_{1.5}$, due to the broken P symmetry, strain alone is sufficient to achieve altermagnetism from ferromagnetism.

Computational detail.— Within density functional theory (DFT) [34], we perform the spin-polarized first-principles calculations by using the projector augmented-wave (PAW) method, as implemented in Vienna ab initio simulation package (VASP)[35–37]. The generalized gradient approximation (GGA) of Perdew, Burke, and Ernzerhof (PBE)[38] is adopted as the exchange-correlation functional to investigate CrX_3 and $\text{CrX}_{1.5}\text{Y}_{1.5}$ [31]. The kinetic energy cutoff of 500 eV, total energy convergence criterion of 10^{-8} eV, and force convergence criterion of $0.0001 \text{ eV} \cdot \text{\AA}^{-1}$ are adopted to obtain the reliable results. To avoid interlayer interactions, a slab model is used with a vacuum thickness of more than 15 \AA along z direction. The BZ is sampled with a $12 \times 12 \times 1$ Monkhorst-Pack k -point meshes for structure relaxation and electronic structure calculations. To calculate Young’s modulus, we calculate the elastic stiffness tensor C_{ij} by using strain-stress relationship (SSR) method, which have been renormalized by $C_{ij}^{2D} = L_z C_{ij}^{3D}$ with the L_z being the length of unit cell along z direction.

Main results.— The possible four magnetic configurations (see Figure 2) are considered to evaluate the magnetic ground state of monolayer CrX_3 and $\text{CrX}_{1.5}\text{Y}_{1.5}$, including FM and three AFM (AFM1, AFM2 and AFM3) configurations. The AFM1 ordering corresponds to the so-called Néel AFM state. In the original works, only the Néel AFM configuration is considered[31–33]. Here, we consider three AFM configurations in order to accu-

rately determine the magnetic ground state during the process of applying strain. Calculated results indicate that all six monolayers are FM ground states, with the corresponding optimized lattice constants listed in Table I, which agree well with available results[31–33]. The energy band structures of six monolayers are calculated, which are plotted in FIG.S1[39], and the corresponding energy band gaps are summarized in Table I.

Here, the ratio a/a_0 (ranging from 0.93 to 1.02) is employed to simulate biaxial strain, where a and a_0 denote the strained and unstrained lattice constants, respectively. Specifically, $a/a_0 < 1$ signifies compressive strain, while $a/a_0 > 1$ indicates tensile strain. To begin with, we ascertain the magnetic ground state of strained CrX_3 and $\text{CrX}_{1.5}\text{Y}_{1.5}$ by comparing the energy differences between the AFM1/AFM2/AFM3 and FM configurations, as illustrated in Figure 3. As a/a_0 decreases (increasing the compressive strain), the energy difference between AFM1/AFM2/AFM3 and FM configurations decreases. It is evident that the energy difference between the AFM1 and FM orders decreases more rapidly. A phase transition to the AFM1 state occurs when the energy difference between AFM1 and FM ordering becomes less than zero. The critical values of a/a_0 ($(a - a_0)/a_0$) corresponding to this phase transition are summarized in Table I.

For CrX_3 , the critical values of the magnetic phase transition are consistent with the original computational results (-2.5%, -4.1 % and -5.7 % for the CrCl_3 , CrBr_3 and CrI_3 [31]). It is found that the heavier the atomic mass contained in a monolayer, the greater the compressive strain required (the smaller the a/a_0). That is to say, CrCl_3 is more likely to become AFM1 ordering with a/a_0 ($(a - a_0)/a_0$) for 0.977 (-2.3%). Therefore, strain can indeed achieve the magnetic configuration that satisfy the

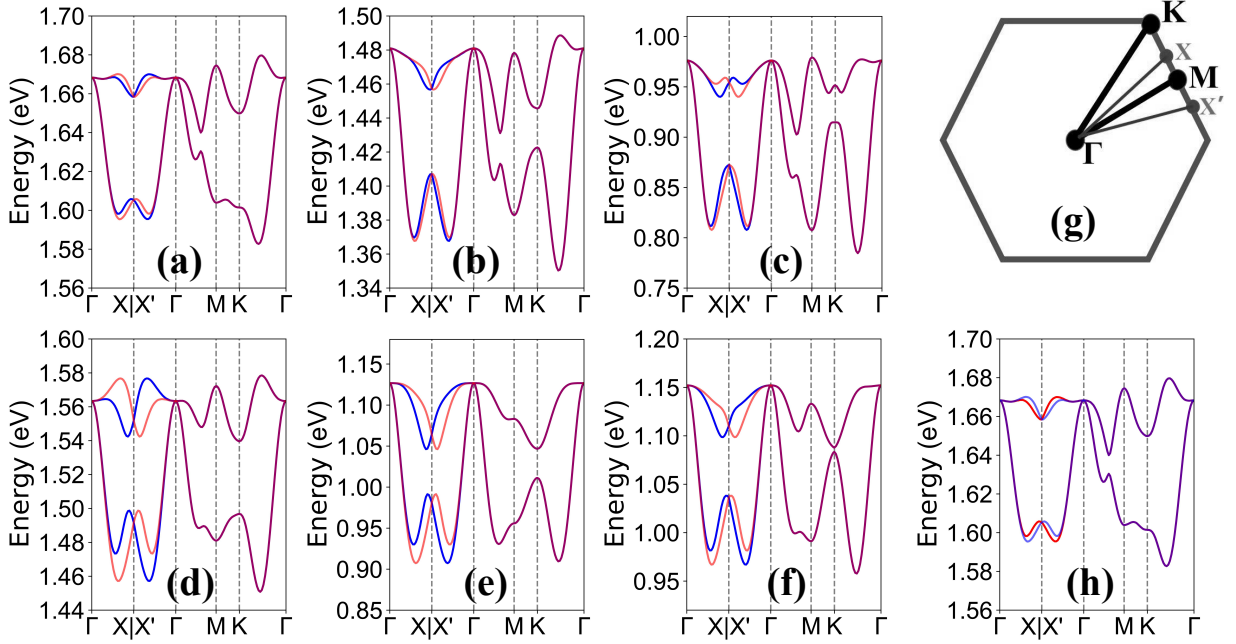


FIG. 4. (Color online) The spin-polarized energy band structures of strained CrCl_3 (a), CrBr_3 (b), CrI_3 (c), $\text{CrCl}_{1.5}\text{Br}_{1.5}$ (d), $\text{CrCl}_{1.5}\text{I}_{1.5}$ (e) and $\text{CrBr}_{1.5}\text{I}_{1.5}$ (f) in the conduction bands near the Fermi energy level, and an electric field of $E=+0.20\text{V}/\text{\AA}$ is applied for (a), (b) and (c). The (g) shows the BZ with high symmetry points, and the (h) shows spin-polarized energy band structures of CrCl_3 with $E=-0.20\text{V}/\text{\AA}$. In (a, b, c, d, e, f, h), the a/a_0 is 0.96, 0.95, 0.94, 0.95, 0.94, 0.94 and 0.96, respectively. The spin-up and spin-down channels are depicted in blue and red, and the purple color means spin degeneracy.

requirements of altermagnetism.

The spin-polarized energy band structures of strained CrX_3 are plotted in FIG.S2[39], and they are all semiconductors with spin degeneracy caused by PT symmetry. We now discuss possible routes to achieve the symmetry breaking by an out-of-plane electric field. Such electric field breaks the PT symmetry by the introduction of an electrostatic potential, making the two X layers crystallographically inequivalent. The crystal symmetry changes from $P\bar{3}1m$ (No.162) to $P31m$ (No.157). The spin-polarized energy band structures of strained CrX_3 with an electric field of $E=+0.20\text{V}/\text{\AA}$ are plotted in FIG.S3[39] and Figure 4 (a, b, c). Compare with the band structures without an electric field, it is clearly seen that there is spin-splitting along the Γ -X and X '- Γ paths, which are connected through $[C_2||M]$ symmetry, giving rise to altermagnetism. When the direction of the electric field is reversed, the order of spin-splitting is correspondingly inverted (see Figure 4 (h)).

Below, we discuss the symmetry of spin-splitting in altermagnetic CrX_3 , achieved through strain and electric field. The PT symmetry of CrX_3 is broken if the two X layers are not equivalent caused by electric field, which leads to that the band structures in momentum space only exhibit C_3 symmetry. However, the electronic structure in momentum space for a given spin must be inversion symmetric without including SOC, which make the system possess C_6 symmetry. Moreover, in a 2D sys-

tem, the electronic band structures depend solely on k_x and k_y , and are independent of k_z . Therefore, the i -wave symmetry of spin-splitting can be realized by strain and electric field in monolayer CrX_3 . This implies that there are six nodal lines of spin-splitting in the first BZ. Similar results can be found in MnPSe_3 and CrCS_3 [24, 26].

The two X layers can be also made inequivalent by Janus engineering, giving rise to $\text{CrX}_{1.5}\text{Y}_{1.5}$ with built-in electric field. Such Janus monolayer MoSSe has already been synthesized experimentally[40], which provides a reference for the synthesis of $\text{CrX}_{1.5}\text{Y}_{1.5}$. The spin-polarized energy band structures of strained $\text{CrX}_{1.5}\text{Y}_{1.5}$ are plotted in FIG.S4[39] and Figure 4 (d, e, f). Without applied electric field, there is spin-splitting along the Γ -X and X '- Γ paths, producing altermagnetism. Like CrX_3 under an applied electric field, strained $\text{CrX}_{1.5}\text{Y}_{1.5}$ also exhibits i -wave spin-splitting symmetry. The spin-splitting in the Janus structure is more pronounced than that in the parent monolayer under an applied electric field, which may be attributed to the large built-in electric field (see FIG.S5[39]).

Finally, we take CrCl_3 as an example to consider the effect of the electric field magnitude on spin-splitting. The spin-polarized energy band structures of CrCl_3 with a/a_0 being 0.96 at $E=+0.00, +0.20, +0.30, +0.40$ and $+0.50\text{V}/\text{\AA}$ are plotted in Figure 5 (a, b, c, d, e), and the spin-splitting of the first two conduction bands at one point along the Γ -X path are show in Figure 5 (f). It

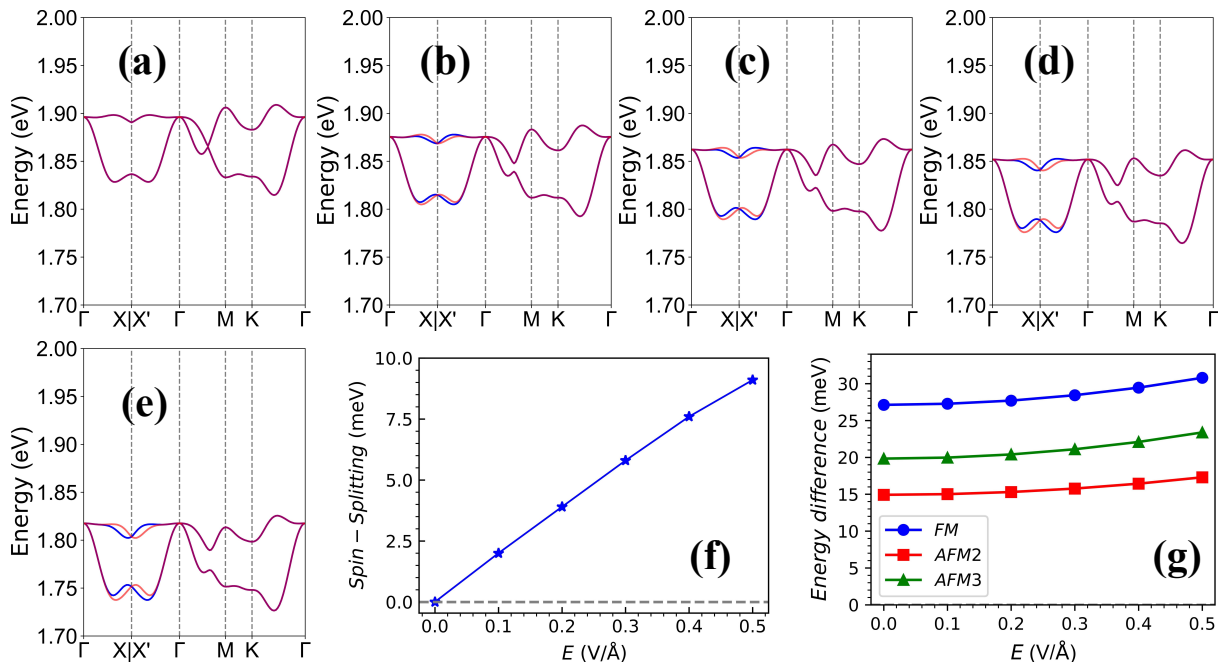


FIG. 5. (Color online) For CrCl₃ with a/a_0 being 0.96, the spin-polarized energy band structures at $E=+0.00$ (a), $+0.20$ (b), $+0.30$ (c), $+0.40$ (d) and $+0.50$ (e) V/Å; The (f) shows the spin-splitting of the first two conduction bands at one point along the Γ -X path, and the (g) shows the energy differences of FM, AFM2 and AFM3 with respect to AFM1 state as a function of E . In (a, b, c, d, e), the spin-up and spin-down channels are depicted in blue and red, and the purple color means spin degeneracy.

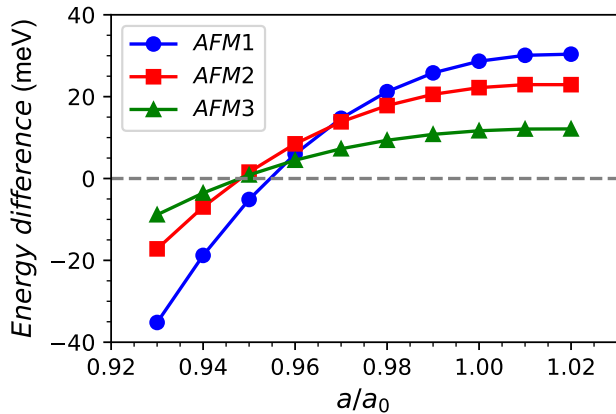


FIG. 6. (Color online) For CrCl₃, the energy differences of AFM1, AFM2 and AFM3 with respect to FM state as a function of strain (a/a_0) with GGA+ U ($U=2.63$ eV[32]).

is found that the spin-splitting gradually increases with the increase of electric field. At $E=0.40$ V/Å, the spin-splitting reaches 7.6 meV. Recently, an intense electric field exceeding 0.4 V/Å has been achieved in 2D materials through dual ionic gating[41], which offers the potential to realize large altermagnetic spin-splitting in the CrX₃. Another important factor for achieving altermagnetism is that CrCl₃ maintains the AFM1 ordering under an applied electric field. The energy differences between the

FM/AFM2/AFM3 and AFM1 configurations are plotted in Figure 5 (g). Within the considered range of electric field, all the energy differences are positive, implying that CrCl₃ remains in the AFM1 state.

Discussion and conclusion.— To elucidate mechanical performance of CrX₃ and CrX_{1.5}Y_{1.5}, the in-plane Young's modulus C_{2D} are calculated based on C_{ij} [42], which are listed in Table I. The obtained C_{2D} of six monolayers are much smaller than graphene ($\sim 340 \pm 40$ Nm⁻¹) and MoS₂ (~ 126.2 Nm⁻¹[43, 44]), indicating their better mechanical flexibility. This is in favour of experimentally realizing the phase transition from FM to AFM1 phase by strain, further producing altermagnetism. The strain as large as 5.6% for MoS₂ has been realized experimentally[45]. So, the 0.977 (-2.3%) strain can be easily achieved experimentally due to small Young's modulus in CrCl₃.

The reliability of our results essentially depends on whether the strain will induce a transition from ferromagnetism to the AFM1 state. A previous theoretical study of bulk CrX₃ (X=Cl, Br and I) crystals shows that FM ordering can be obtained in agreement with experimental results for CrBr₃ and CrI₃ using the GGA method[46]. However, the AFM state of CrCl₃ can only be accurately reproduced by incorporating on-site electron-electron repulsion. Therefore, we use monolayer CrCl₃ as an example to illustrate the impact of electron correlation effects ($U=2.63$ eV[32]) on magnetic phase transitions. The en-

ergy difference between GGA and GGA+ U (see Figure 3 (a) and Figure 6) shows a similar trend with the variation of strain. With GGA+ U , strain can still achieve the transition from ferromagnetism to the AFM1 state, and the critical value of a/a_0 ($(a - a_0)/a_0$) corresponding to magnetic phase transition becomes 0.956 (-4.4%). Thus, our proposed method can indeed achieve altermagnetism in monolayer Cr-trihalide and its Janus structures.

In summary, we use 2D FM CrX₃ (X=Cl, Br and I) to achieve altermagnetism via external fields. Biaxial strain induces a transition from ferromagnetism to antiferromagnetism. And then, an electric field breaks P symmetry while preserving M symmetry, inducing altermagnetism. Janus engineering also enables altermagnetism through strain-induced magnetic phase transitions. The CrCl₃ is particularly promising due to its low strain threshold for magnetic phase transition. Our works provide feasible materials and methods for realizing 2D altermagnetism.

This work is supported by Natural Science Basis Research Plan in Shaanxi Province of China (2021JM-456). We are grateful to Shanxi Supercomputing Center of China, and the calculations were performed on TianHe-2. We thank Prof. Guangzhao Wang for providing VASP software and helpful discussions.

* sandongyuwang@163.com

- [1] X. Hu, Half-metallic antiferromagnet as a prospective material for spintronics, *Adv. Mater.* **24**, 294 (2012).
- [2] T. Jungwirth, X. Marti, P. Wadley and J. Wunderlich, Antiferromagnetic spintronics, *Nat. Nanotechnol.* **11**, 231 (2016).
- [3] T. Jungwirth, J. Sinova, A. Manchon, X. Marti, J. Wunderlich and C. Felser, The multiple directions of antiferromagnetic spintronics, *Nat. Phys.* **14**, 200 (2018).
- [4] L. Šmejkal, J. Sinova and T. Jungwirth, Beyond conventional ferromagnetism and antiferromagnetism: A phase with nonrelativistic spin and crystal rotation symmetry, *Phys. Rev. X* **12**, 031042 (2022).
- [5] I. Mazin, Altermagnetism—a new punch line of fundamental magnetism, *Phys. Rev. X* **12**, 040002 (2022).
- [6] L. Bai, W. Feng, S. Liu, L. Šmejkal, Y. Mokrousov, and Y. Yao, Altermagnetism: Exploring New Frontiers in Magnetism and Spintronics, *Adv. Funct. Mater.* **34**, 2409327 (2024).
- [7] Y. Liu, S. D. Guo, Y. Li and C. C. Liu, Two-dimensional fully-compensated Ferrimagnetism, *Phys. Rev. Lett.* **134**, 116703 (2025).
- [8] S. Hayami, Y. Yanagi and H. Kusunose, Momentum-Dependent Spin Splitting by Collinear Antiferromagnetic Ordering, *J. Phys. Soc. Jpn.* **88**, 123702 (2019).
- [9] S. Hayami, Y. Yanagi and H. Kusunose, Bottom-up design of spin-split and reshaped electronic band structures in antiferromagnets without spin-orbit coupling: Procedure on the basis of augmented multipoles, *Phys. Rev. B* **102**, 144441 (2020).
- [10] S. Hayami and H. Kusunose, Essential role of the anisotropic magnetic dipole in the anomalous Hall effect, *Phys. Rev. B* **103**, L180407 (2021).
- [11] Y. Liu, J. Yu and C. C. Liu, Twisted Magnetic Van der Waals Bilayers: An Ideal Platform for Altermagnetism, *Phys. Rev. Lett.* **133**, 206702 (2024).
- [12] R. He, D. Wang, N. Luo, J. Zeng, K. Q. Chen and L. M. Tang, Nonrelativistic Spin-Momentum Coupling in Antiferromagnetic Twisted Bilayers, *Phys. Rev. Lett.* **130**, 046401 (2023).
- [13] S. D. Guo, Y. Liu, J. Yu and C. C. Liu, Valley polarization in twisted altermagnetism, *Phys. Rev. B* **110**, L220402 (2024).
- [14] R. W. Zhang, C. X. Cui, R. Z. Li, J. Y. Duan, L. Li, Z. M. Yu and Y. G. Yao, Predictable gate-field control of spin in altermagnets with spin-layer coupling, *Phys. Rev. Lett.* **133**, 056401 (2024).
- [15] S. D. Guo, Valley polarization in two-dimensional zero-net-magnetization magnets, *Appl. Phys. Lett.* **126**, 080502 (2025).
- [16] X. Duan, J. Zhang, Z. Zhang, I. Žutić and T. Zhou, Antiferroelectric Altermagnets: Antiferroelectricity Alters Magnets, *Phys. Rev. Lett.* **134**, 106801 (2025).
- [17] S. D. Guo, X. S. Guo and G. Wang, Valley polarization in two-dimensional tetragonal altermagnetism, *Phys. Rev. B* **110**, 184408 (2024).
- [18] H.-Y. Ma, M. L. Hu, N. N. Li, J. P. Liu, W. Yao, J. F. Jia and J. W. Liu, Multifunctional antiferromagnetic materials with giant piezomagnetism and noncollinear spin current, *Nat. Commun.* **12**, 2846 (2021).
- [19] S.-D. Guo, X.-S. Guo, K. Cheng, K. Wang, and Y. S. Ang, Piezoelectric altermagnetism and spin-valley polarization in Janus monolayer Cr₂SO, *Appl. Phys. Lett.* **123**, 082401 (2023).
- [20] X. Chen, D. Wang, L. Y. Li and B. Sanyal, Giant spin-splitting and tunable spin-momentum locked transport in room temperature collinear antiferromagnetic semimetallic CrO monolayer, *Appl. Phys. Lett.* **123**, 022402 (2023).
- [21] Y. Zhu, T. Chen, Y. Li, L. Qiao, X. Ma, C. Liu, T. Hu, H. Gao and W. Ren, Multi-piezo Effect in Altermagnetic V₂SeTeO Monolayer, *Nano Lett.* **24**, 472 (2024).
- [22] Y. Wu, L. Deng, X. Yin, J. Tong, F. Tian and X. Zhang, Valley-Related Multi-piezo Effect and Noncollinear Spin Current in an Altermagnet Fe₂Se₂O Monolayer, *Nano Lett.* **24**, 10534 (2024).
- [23] S. D. Guo, Y. L. Tao, G. Wang and Y. S. Ang, How to produce spin-splitting in antiferromagnetic materials, *J. Phys.: Condens. Matter* **36**, 215804 (2024).
- [24] I. Mazin, R. González-Hernández and L. Šmejkal, Induced Monolayer Altermagnetism in MnP(S,Se)₃ and FeSe, arXiv:2309.02355 (2023).
- [25] P. Zhou, X. N. Peng, Y. Z. Hu, B. R. Pan, S. M. Liu, Pengbo Lyu and L. Z. Sun, Transition from Antiferromagnetism to Altermagnetism: Symmetry-Breaking Theory, arXiv:2410.17747 (2024).
- [26] S. D. Guo, X. S. Guo and G. Wang, Symmetry-breaking induced transition among net-zero-magnetization magnets, arXiv:2501.06829 (2025).
- [27] H. H. Kim, B. Yang, S. Li et al., Evolution of interlayer and intralayer magnetism in three atomically thin chromium trihalides, *Proc. Natl. Acad. Sci. U. S. A.* **116**, 11131 (2019).
- [28] B. Huang, G. Clark, E. Navarro-Moratalla et al., Layer-dependent ferromagnetism in a van der Waals crystal

- down to the monolayer limit, *Nature* **546**, 270 (2017).
- [29] S. Lu, D. Guo, Z. Cheng et al., Controllable dimensionality conversion between 1D and 2D CrCl₃ magnetic nanostructures, *Nat. Commun.* **14**, 2465 (2023).
- [30] H. J. Zhao, X. Liu, Y. Wang, Y. Yang, L. Bellaiche and Y. Ma, Zeeman Effect in Centrosymmetric Antiferromagnetic Semiconductors Controlled by an Electric Field, *Phys. Rev. Lett.* **129**, 187602 (2022).
- [31] L. Webster and J. A. Yan, Strain-tunable magnetic anisotropy in monolayer CrCl₃, CrBr₃, and CrI₃, *Phys. Rev. B* **98**, 144411 (2018).
- [32] J. Liu, Q. Sun, Y. Kawazoe and P. Jena, Exfoliating biocompatible ferromagnetic Cr-trihalide monolayers, *Phys. Chem. Chem. Phys.* **18**, 8777 (2016).
- [33] M. Moaied, J. Lee and J. Hong, A 2D ferromagnetic semiconductor in monolayer Cr-trihalide and its Janus structures, *Phys. Chem. Chem. Phys.* **20**, 21755 (2018).
- [34] P. Hohenberg and W. Kohn, Inhomogeneous Electron Gas, *Phys. Rev.* **136**, B864 (1964); W. Kohn and L. J. Sham, Self-Consistent Equations Including Exchange and Correlation Effects, *Phys. Rev.* **140**, A1133 (1965).
- [35] G. Kresse, Ab initio molecular dynamics for liquid metals, *J. Non-Cryst. Solids* **193**, 222 (1995).
- [36] G. Kresse and J. Furthmüller, Efficiency of ab-initio total energy calculations for metals and semiconductors using a plane-wave basis set, *Comput. Mater. Sci.* **6**, 15 (1996).
- [37] G. Kresse and D. Joubert, From ultrasoft pseudopotentials to the projector augmented-wave method, *Phys. Rev. B* **59**, 1758 (1999).
- [38] J. P. Perdew, K. Burke and M. Ernzerhof, Generalized gradient approximation made simple, *Phys. Rev. Lett.* **77**, 3865 (1996).
- [39] See Supplemental Material at [] for the related energy band structures; the plane-averaged electrostatic potential.
- [40] A. Y. Lu, H. Y. Zhu, J. Xiao et al., Janus Monolayers of Transition Metal Dichalcogenides. *Nat. Nanotechnol.* **12**, 744 (2017).
- [41] B. I. Weintrub, Y. L. Hsieh, S. Kovalchuk, J. N. Kirchof, K. Greben, and K. I. Bolotin, Generating intense electric fields in 2D materials by dual ionic gating, *Nat. Commun.* **13**, 6601 (2022).
- [42] R. C. Andrew, R. E. Mapasha, A. M. Ukpong and N. Chetty, *Phys. Rev. B* **85**, 125428 (2012).
- [43] K. N. Duerloo, M. T. Ong and E. J. Reed, Intrinsic Piezoelectricity in Two-Dimensional Materials, *J. Phys. Chem. Lett.* **3**, 2871 (2012).
- [44] C. Lee, X. g Wei, J. W. Kysar and J. Hone, Measurement of the elastic properties and intrinsic strength of monolayer graphene, *Science* **321**, 385 (2008).
- [45] D. Lloyd, X. H. Liu, J. W. Christopher et al., Band Gap Engineering with Ultralarge Biaxial Strains in Suspended Monolayer MoS₂, *Nano Lett.* **16**, 5836 (2016).
- [46] H. Wang, V. Eyert and U. Schwingenschlogl, Electronic structure and magnetic ordering of the semiconducting chromium trihalides CrCl₃, CrBr₃, and CrI₃, *J. Phys.: Condens. Matter* **23**, 116003 (2011).