

Reflection on Code Contributor Demographics and Collaboration Patterns in the Rust Community

Rohit Dandamudi
University of British Columbia
Kelowna, BC, Canada
rohitd@student.ubc.ca

Ifeoma Adaji
University of British Columbia
Kelowna, BC, Canada
ifeoma.adaji@ubc.ca

Gema Rodríguez-Pérez
University of British Columbia
Kelowna, BC, Canada
gema.rodriguezperez@ubc.ca

ABSTRACT

Open-source software communities thrive on global collaboration and contributions from diverse participants. This study explores the Rust programming language ecosystem to understand its contributors' demographic composition and interaction patterns. Our objective is to investigate the phenomenon of participation inequality in key Rust projects and the presence of diversity among them. We studied GitHub pull request data from the year leading up to the release of the latest completed Rust community annual survey in 2023. Specifically, we extracted information from three leading repositories: Rust, Rust Analyzer, and Cargo, and used social network graphs to visualize the interactions and identify central contributors and sub-communities. Social network analysis has shown concerning disparities in gender and geographic representation among contributors who play pivotal roles in collaboration networks and the presence of varying diversity levels in the sub-communities formed. These results suggest that while the Rust community is globally active, the contributor base does not fully reflect the diversity of the wider user community. We conclude that there is a need for more inclusive practices to encourage broader participation and ensure that the contributor base aligns more closely with the diverse global community that utilizes Rust.

CCS CONCEPTS

• **Human-centered computing** → **Open source software**; *Social network analysis*.

KEYWORDS

Social networks, OSS communities, Rust, DEI

ACM Reference Format:

Rohit Dandamudi, Ifeoma Adaji, and Gema Rodríguez-Pérez. 2025. Reflection on Code Contributor Demographics and Collaboration Patterns in the Rust Community. In *Proceedings of The 29th International Conference on Evaluation and Assessment in Software Engineering (EASE 2025)*. ACM, New York, NY, USA, 11 pages. <https://doi.org/10.1145/nnnnnnn.nnnnnnn>

Permission to make digital or hard copies of all or part of this work for personal or classroom use is granted without fee provided that copies are not made or distributed for profit or commercial advantage and that copies bear this notice and the full citation on the first page. Copyrights for components of this work owned by others than ACM must be honored. Abstracting with credit is permitted. To copy otherwise, or republish, to post on servers or to redistribute to lists, requires prior specific permission and/or a fee. Request permissions from permissions@acm.org.

EASE 2025, 17–20 June, 2025, Istanbul, Türkiye

© 2025 Association for Computing Machinery.

ACM ISBN 978-x-xxxx-xxxx-x/YY/MM...\$15.00

<https://doi.org/10.1145/nnnnnnn.nnnnnnn>

1 INTRODUCTION

Open-source software (OSS) communities form the backbone of contemporary software development, enabling global collaboration and innovation. Participants from diverse backgrounds contribute in various ways (i.e., reporting issues, submitting pull requests (PRs), conducting code reviews, and updating documentation). These participants often contribute in their free time and at a level that aligns with their expertise and availability, fostering an environment of collective growth and learning [14, 19]. Despite the seemingly vast pool of available developers, research shows that much of OSS development is driven by a small percentage of individuals. This phenomenon, known as “participation inequality” [11], highlights the disparity in contribution levels, with most work concentrated among a few core contributors. Mature OSS communities, such as the Apache Software Foundation¹ are known to be inclusive [10] but have been plagued by the same issue [8].

This study dives into a relatively modern and rapidly growing community to understand the inequality phenomenon in code contributors and the demographic distributions among them. The Rust programming language community exemplifies both the collaborative potential and sustainability challenges inherent in OSS. Rust has gained prominence within the OSS world, offering a unique blend of safety, performance, and memory control that appeals to industry and individual developers. Rust’s focus on preventing memory safety issues and addressing challenges inherent in low-level programming languages traditionally perceived as less accessible due to complexity, often found in languages like C/C++, has contributed to its rising adoption [29]. In fact, Rust has been ranked the “most admired” programming language for eight consecutive years in the Stack Overflow Developer Survey.²

However, despite Rust’s growing reputation, there remains limited understanding of the diversity within its contributor base and how well it reflects Rust’s user community. It would also be worthwhile to understand how an ecosystem that is only a decade old is experiencing the challenges modern OSS projects face [9]. A key approach to understanding contributor dynamics in the ecosystem is exploring where the most technical interactions occur. In most OSS projects, PRs are one of the best ways to analyze collaboration [3], where contributors submit proposed code changes, and reviewers assess and approve them before they are merged into the codebase. These interactions between **authors** (who submit PRs) and **reviewers** (who evaluate PRs) are central to the success of collaborative projects. Beyond technical contributions, understanding the relationships, power dynamics, and collaboration patterns

¹<https://www.apache.org/>

²<https://survey.stackoverflow.co/2024/>

within such interactions is essential for analyzing the inclusivity and sustainability of the Rust ecosystem.

Like many other OSS projects, the Rust community is organized into a structured membership system [39]. Contributors—those who consistently contribute to the core Rust projects—play a pivotal role in its development. Full members of the Rust GitHub organization, who take on leadership roles such as voting on Requests for Comments (RFCs), help shape the project’s strategic direction.³ However, the extent to which these contributors reflect the global diversity of Rust’s user base remains underexplored. This disconnect could greatly impact the community’s ability to foster an inclusive environment that attracts diverse contributors worldwide.

To address this gap, this study aims to understand the diversity, collaboration patterns, and the role that core developers and sub-communities play in sustaining the Rust project. Specifically, we focus on answering the following questions:

- **RQ1: How accurately does the diversity of active contributors reflect the broader Rust community’s demographic composition?**
- **RQ2: What are the collaboration patterns and interaction dynamics among Rust contributors?**
- **RQ3: To what extent do sub-communities and top contributors within the Rust ecosystem exhibit diversity?**

To answer these research questions, we focused on the core Rust compiler, Rust Analyzer (an integrated development environment (IDE) front-end), and Cargo (the Rust package manager). We examined the contributions and interactions within these repositories. Utilizing the GitHub API, we extracted PRs, authors, and reviewers. Then, we enriched this dataset with demographic information such as geographic location and likely gender. We then constructed social network graphs in R, applying the Louvain community detection algorithm to identify sub-communities within the network. Diversity within these sub-communities was quantitatively assessed using Blau’s Index. At the same time, various network metrics were calculated to evaluate the structure and dynamics of Rust contributor interactions.

Our findings revealed that the diversity of active contributors does not fully reflect the broader Rust user community’s demographic composition. The contributor base is heavily concentrated in specific geographic regions, with a predominance of contributors from the United States and Germany. Gender diversity remains low, with men contributors dominating participation. Additionally, non-member contributors play a crucial role in the collaboration networks, often forming distinct clusters independent of official Rust organization members. Sub-communities demonstrate substantial geographic diversity; however, gender diversity remains notably low across all groups. These findings suggest that the community may need more inclusive practices to attract a broader range of participants to reflect its user base as it leads to more adoption, which in turn leads to more job creation that benefits the whole ecosystem [7], aligns with Rust’s ethos of empowering everyone and capturing contributors from upcoming communities in Southern and Eastern parts of the world [15].

The paper is organized as follows: Section 2 reviews related work, Section 3 explains the study’s methods, and Section 4 presents findings on contributor demographics and network structures. Section 5 addresses the implications, while Section 6 lists the limitations and future directions. Finally, Section 7 summarizes our contributions.

2 RELATED WORK

The success and sustainability of OSS projects are intrinsically linked to their contributor communities’ collaborative efforts and network structures. Previous research has focused on understanding these dynamics, particularly through the lens of social network analysis and diversity studies.

2.1 Social Network Analysis in OSS Communities

Social network analysis has been a pivotal tool in dissecting the collaborative structures within OSS communities. Liu and Gui [20] conducted a structural analysis of collaboration networks across three OSS communities, revealing that these networks predominantly exhibit a modular small-world structure. The study distinguished between single-dimensional developers, who focus on specific sub-projects, and multi-dimensional developers, who engage across multiple modules, highlighting the diverse collaboration patterns.

A comprehensive review categorized existing research on OSS social networks into Structure, Lifecycle, and Communication [21]. The review emphasized that project structure significantly influences success, with factors such as a structured hierarchy, diverse developer base, and project prominence being critical. However, the authors noted a gap in temporal analyses, suggesting the need for studies that track network evolution over time to understand sustainability factors better.

Banks et al. [2] focused on Python packages hosted on GitHub, employing network-based metrics like degree and eigenvector centrality to measure OSS innovation and impact. Their findings demonstrated a positive correlation between centrality measures and package downloads, indicating that more central packages within the network tend to achieve higher usage and visibility.

Yin et al. [41] integrated institutional analysis with socio-technical networks to assess the health of OSS projects within the Apache Software Foundation (ASF) incubator. By combining governance structures with collaboration networks, the study provided a holistic view of factors contributing to project sustainability, emphasizing the interplay between institutional policies and developer interactions.

An empirical analysis of GitHub project social team structures reveals a significant correlation between the speed of pull-request processing and the density of the collaboration network [22]. The study found that smaller to medium-sized projects benefit from a tightly-knit core of maintainers who engage in repeated interactions, facilitating more efficient review and integration of contributions. Building on these findings, we aim to investigate similar dynamics within three significant repositories in the Rust ecosystem. Our analysis will examine the network structures between members (typically those with integration and approval access) and non-members, further exploring how geographic and gender demographics influence interaction patterns.

³<https://forge.rust-lang.org/compiler/membership.html>

While significant strides have been made in understanding network structures and diversity within OSS communities, there remains a lack of research that integrates these dimensions to explore how demographic factors intersect with collaboration patterns. Most existing studies either focus on network analysis without incorporating demographic attributes or examine diversity without getting into the underlying social dynamics.

2.2 Diversity in OSS

Research on diversity within OSS communities has garnered increasing attention due to its potential impact on participation, engagement, and project outcomes [6, 23, 30]. Shiek et al. [37] conducted an empirical evaluation on the relationship between the racial and ethnic diversity of OSS groups and their frequency of contributions. They found that heterogeneous groups tend to have a higher median number of contributions than homogeneous groups.

The Apache Software Foundation (ASF) conducted a diversity survey [16] that highlighted ongoing challenges related to gender and geographic diversity within their projects. Despite being well-established, ASF projects struggle to attract and retain a diverse pool of contributors, underscoring the need for targeted diversity and inclusion initiatives.

A recent study [26] explores gender diversity within OSS projects hosted on GitHub, focusing on geographic disparities. Their findings show that gender diversity remains low across all regions, with only slight variations between them.

2.3 Rust Community

Yuxia et al. [42] investigated the dynamics between paid developers and volunteer contributors. The study highlighted the nuanced relationships and dependencies between different types of contributors, suggesting that organizations supporting OSS projects must adopt sensitive integration strategies to balance these dynamics effectively.

Researchers have studied a framework for assessing systemic risks in software ecosystems [34] by analyzing dependency networks and developer activity. Their analysis of the Rust ecosystem revealed that key developers often maintain multiple libraries, posing potential risks if these individuals become inactive. William Schueller et al. emphasize the critical role of understanding the interconnectedness of social and technical factors in ensuring the resilience of OSS projects.

Recent works have used network analysis [18] to the Rust ecosystem, constructing developer networks based on collaboration activities. The study proposed integrating contributor reputation metrics to enhance dependency management practices, highlighting the importance of social factors in technical decision-making processes within OSS communities.

Our study seeks to bridge the current state of research done in the Rust ecosystem gap by explicitly analyzing the social dynamics and demographic diversity within the Rust community. By integrating social network analysis with demographic data such as geographic location and gender, we aim to uncover how diversity manifests within sub-communities and influences collaboration patterns. Unlike previous studies that have focused solely on centrality

measures or diversity aspects, our research provides a comprehensive view combining both elements, offering deeper insights into the factors that drive participation and collaboration in the Rust ecosystem.

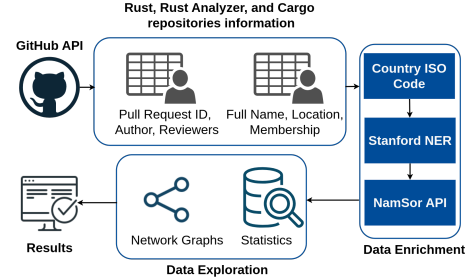


Figure 1: Methodology overview used to conduct research

3 METHODOLOGY

The methodology employed in this research is illustrated in Figure 1, providing a clear and sequential overview of our approach.

3.1 Projects Selection Criteria

As of January 2025, the Rust organization on GitHub comprises approximately 222 repositories. To focus our analysis on the most impactful projects, we selected the top three repositories based on the number of stars—a common indicator of popularity and community engagement [28]. We excluded repositories, such as *book*, *mdBook*, and *rustlings*, as they are intended for documentation and learning purposes. After this refinement, our study concentrated on three core repositories:

- (1) **Rust (101k+ stars)**: The core Rust compiler repository [32]. It has around 5374 lifetime contributors and is the largest repository in the Rust ecosystem.
- (2) **Rust Analyzer (14.6k stars)**: A Rust compiler front-end designed for integrated development environments (IDEs) [33]. A total of 918 lifetime contributors are empowered by backing from companies such as Ferrous Systems.⁴
- (3) **Cargo (13.1k stars)**: The official package manager for Rust, responsible for managing project dependencies and builds [31]. Comprising a cumulative total of 1053 contributors over its lifetime.

Furthermore, these three repositories represent distinct facets of the Rust ecosystem, each demanding unique skill sets and domain expertise. The **Rust** compiler involves low-level systems programming and compiler design, requiring contributors to understand language internals and performance optimization deeply. **Rust Analyzer** focuses on IDE integration and developer tooling, necessitating knowledge in language server protocols, code analysis, and user experience considerations. **Cargo**, as the package manager, revolves around dependency management and building systems, where contributors need proficiency in software distribution and project configuration. Each project follows unique development

⁴<https://ferrous-systems.com/>

and collaboration practices tailored to the specific goals and challenges mentioned in their dedicated guidelines.⁵⁶⁷ By including these repositories, our study captures a comprehensive range of contribution dynamics and interactions within the Rust community, providing insights into how varying technical domains influence participation and collaboration dynamics.

3.2 Extracting PRs, Author, and Reviewers

We posit that individuals who invested the time to complete the comprehensive Rust Annual Community Survey 2023 [38]—which takes approximately 25 minutes—represent the community’s distribution due to their significant level of engagement and commitment. Hence, to understand and compare the contributors’ dynamics preceding the Rust Annual Survey 2023, we collected PR data from the year prior to the survey’s release, specifically from December 18th, 2022, to December 18th, 2023.

We used the GitHub REST API to extract the usernames of PR authors and reviewers. However, in the Rust ecosystem, the review and approval process often involves a bot named *Bors*, which automates the merging of approved PRs based on comments within the discussion thread. Because approvals managed by *Bors* may not be fully captured through standard API endpoints that fetch only GitHub assigned reviewers, to get past that, we used a custom regex script that identifies the approval text in the PR comments and extracts the usernames of approving reviewers that are not directly accessible.

Additionally, we excluded PRs involving automated bots such as *dependabot*, *bors*, and *rustbot* to ensure our analysis focused solely on human contributors.

3.3 Enriching data with Full Name, Location and Membership

After compiling the list of usernames, we gathered additional profile information for each contributor. This information included their full name, location, and membership status within the Rust GitHub organization. We enriched the dataset by creating one-to-one PR pairs, mapping each PR author to each of their respective reviewers individually. This approach allowed us to construct a comprehensive contributors’ dataset, incrementing the contribution count for every instance a user authored or reviewed a PR.

To ascertain the geographical distribution of contributors, we analyzed the location details provided in user profiles. We utilized the *geopy*⁸ Python package, which leverages the Natural Language Toolkit (NLTK) framework, to parse the city or location strings and extract corresponding country information. The extracted data were then converted to ISO2 country codes⁹ using the *country_converter* package. To ensure the highest accuracy, we manually verified the location data by searching the location details (city, country emoji, etc) online with the assigned country code, correcting any inconsistencies or errors identified during the automated extraction process. Overall, about a third of the data was

inconsistently classified. For example, "Earth" and "UK" were being classified under the "US" country code.

Here’s the table with all values rounded to whole numbers (no decimal points):

For gender identification, we relied on contributors’ full names. We employed Stanford’s Named Entity Recognition (NER) tool, available through the Python package *stanza*¹⁰ to determine whether the extracted names referred to persons. This filtered out usernames that might represent organizations, projects, or non-person entities. Only names recognized as "PERSON" entities were considered in subsequent analyses. Subsequently, we used the *NamSor* API, a widely recognized name classification tool in academic research [27, 36], to predict the likely gender of each contributor. By inputting the full name and corresponding ISO2 country code into *NamSor*, we obtained gender probabilities for each individual. To maintain a high level of confidence in our gender assignments, we included only those contributors for whom *NamSor* provided a gender probability of 80% or higher. Any cases with lower confidence levels or potential false positives underwent additional manual verification. Both the authors independently reviewed these ambiguous cases, and only upon mutual agreement were the final gender classifications assigned.

3.4 Social Network Analysis

Post enriched data collection, we constructed social network graphs using the R programming language and the *igraph*¹¹ package. Each contributor is represented as a *node*, and edges represent user interactions in these graphs. Specifically, we constructed two types of graphs, directed graphs where an edge from the *author* node to the *reviewer* node signifies that the author submitted a PR that was reviewed by the reviewer, indicating the directionality of the collaboration. Additionally, undirected graphs were considered where edges indicate that two users have interacted through PRs without implying a specific direction. To identify clusters within the social network, we applied the *Louvain community detection algorithm*, which efficiently uncovers communities by optimizing modularity [5].

This algorithm allowed us to detect sub-communities where contributors are more densely connected among themselves than with the rest of the network. Incorporating demographic details into our analysis enabled us to understand various collaboration dynamics. We examined how **members** and **non-members** of the Rust GitHub organization collaborate, exploring whether official affiliation influences interaction patterns. Additionally, we assessed the diversity within sub-communities by considering contributors’ geographic locations (using ISO2 country codes) and likely gender. This approach provided insights into how contributors from different backgrounds interact within the network.

The graphs were constructed by including nodes only when the respective node demographic information was available. To ensure the accuracy and relevance of our network analysis, we removed *self-loops*—edges that connect nodes to themselves—as they do not represent meaningful collaborations between different contributors. Furthermore, we excluded *isolated nodes* that remained

⁵<https://rustc-dev-guide.rust-lang.org/contributing.html>

⁶<https://github.com/rust-lang/rust-analyzer/blob/master/docs/dev/guide.md>

⁷<https://doc.crates.io/contrib/>

⁸<https://pypi.org/project/geopy3/>

⁹<https://www.iso.org/obp/ui/#search>

¹⁰<https://stanfordnlp.github.io/stanza/>

¹¹<https://igraph.org/>

Table 1: Statistics of code contributors demographics in three crucial Rust projects

Country	Men %	Women %	Unknown %	Member (%)	Non-Member (%)	Contribution Share (%) ¹	Contributor Share (%) ²
Rust Project (Domain: Compiler development, Rust language internals, LLVM, Systems programming)							
USA	86	6	8	16	84	30	16
Germany	88	3	9	19	81	13	7
France	75	8	17	13	88	5	2
United Kingdom	83	2	14	12	88	3	4
Switzerland	86	14	0	14	86	2	1
Other countries	80	8	12	10	90	14	23
Unidentified	0	0	100	8	92	33	47
Rust Analyzer Project (Domain: Language server protocol, Syntax parsing, Editor tooling)							
Germany	94	0	6	17	83	46	9
Romania	100	0	0	100	0	14	0
Iran	0	0	100	100	0	11	0
Japan	71	14	14	0	100	6	3
USA	84	10	6	6	94	4	15
Other countries	83	6	11	10	90	8	34
Unidentified	0	0	100	7	93	10	39
Cargo Project (Domain: Build systems, Project configuration, package management)							
USA	81	6	13	16	84	34	15
Taiwan	67	0	33	33	67	30	1
Germany	92	8	0	33	67	2	6
China	78	22	0	0	100	1	4
United Kingdom	90	10	0	10	90	1	5
Other countries	89	3	8	10	90	4	30
Unidentified	0	0	100	19	81	28	39

¹ The percentage of contributions made by users from a specific country divided by the total contributions made by users in the repository.

² The percentage of users from the total number of individuals involved in the PR process that belong to a particular country.

disconnected after the removal of self-loops, focusing our analysis on the interconnected portion of the network where actual interactions occur.

We calculated various network metrics [24] to quantify the properties of the collaboration networks. *Reciprocity* was measured to understand the extent of mutual connections between contributors, indicating how often interactions are bidirectional. *Network density* was analyzed with respect to contributors’ locations and membership status to assess whether collaborations are highly concentrated or distributed in a manner resembling real-world social networks.

To capture sub-community geographic diversity, we constructed graphs using ISO2 country codes and used *Blau’s Index* [4] to calculate the diversity quantitatively in identified sub-communities across the projects [37].

Blau’s Index is defined as:

$$\text{Blau's Index} = 1 - \sum_{i=1}^k p_i^2 \quad (1)$$

where:

- k is the number of distinct categories (e.g., geographic location groups).
- p_i represents the proportion of individuals in category i within the group.

A higher Blau’s Index value indicates greater diversity within the sub-community, while a lower value suggests homogeneity. By applying this metric to the geographic distributions of contributors, we were able to quantitatively compare the diversity levels across different sub-communities within the Rust ecosystem. Additionally, we employed *centrality measures* [24]—such as degree centrality (the number of direct connections a node has), betweenness centrality (the extent to which a node lies on paths between other nodes), and eigenvector centrality (the influence of a node based on the importance of its connections)—to identify influential contributors within the network. By examining the demographics of these central contributors, we aimed to understand which user groups hold significant positions in the collaboration network and how their influence might impact the overall dynamics. This network analysis provided a comprehensive view of the collaboration patterns among contributors, highlighting the roles of different demographic groups and the structure of the contributor community within the Rust ecosystem.

4 RESULTS

4.1 RQ1: How accurately does the diversity of active contributors reflect the broader Rust community’s demographic composition?

Table 1 presents a snapshot of the demographics of the contributors in the three codebases considered in the Rust ecosystem grouped with respect to their country, organized in descending order based on their **Contribution Share (%)** to each repository, which is calculated based on the contributions made by users from a specific country by the total contributions made by users to the repository. Similarly, **Contributor Share (%)** is the percentage of contributors from the total number of individuals involved in the PR process over the last year that belong to a particular country. We later spread these grouped country contributions on identified demographic data of the user such as their membership status in Rust GitHub organization and likely calculated Gender. Table 1 includes the top five countries in terms of contributions for each project, followed by grouping all other countries under "Other countries" and contributors whose country of origin could not be identified under "Unidentified."

Overall, we identified contributors from 50 countries in the Rust project, 36 in Rust Analyzer, and 30 in Cargo, with 55 unique countries across three projects. The distribution of top contributing countries varied across the projects:

Rust Project: Predominantly, contributions came from the United States (US) (30.16% contribution share, 16.25% contributor share) and Germany (12.61%, 6.71%), followed by France, United Kingdom, and Switzerland, indicating a concentration in North America and Western Europe. The "Unidentified" group accounted for 32.89% of contributions and had the highest contributor share at 47.08%.

Rust Analyzer Project: Germany led with a substantial 46.03% contribution share but a lower contributor share of 8.53%, indicating significant contributions from a small number of individuals. Romania and Iran also had high contribution shares (13.96% and 11.24%, respectively) with minimal contributor shares (both at 0.47%), further emphasizing concentrated contributions. The "Unidentified" category contributed 10.34% with a contributor share of 38.86%.

Cargo Project: The US again topped the list with a 34.48% contribution share and a 15.05% contributor share. Taiwan had a notable 29.66% contribution share but a low contributor share of 1.46%, indicating that few contributors from Taiwan made substantial contributions. The "Unidentified" contributors accounted for 27.76% of contributions and had a contributor share of 38.83%.

Gender representation among contributors was consistently skewed across all projects, with individuals identified as women comprising only 3.4% in Rust, 3.7% in Rust Analyzer, and 3.8% in Cargo. These figures align with the survey’s report of 3.5% women participants [38]. However, gender disparity varied by country and project:

- In the **Rust project**, the US had a higher proportion of women contributors (5.99%) compared to the overall average, while Germany had a lower representation (2.90%).
- In the **Rust Analyzer project**, Germany had no identified women contributors despite being the top contributing country. Japan had a higher women participation rate at 14.29%.

- In the **Cargo project**, China had a significantly higher proportion of women contributors at 22.22%.

Regarding membership status within the Rust GitHub organization, non-members constituted the majority of contributors across all countries and projects. In most cases, over 80% of contributors were non-members.

The **Contribution Share (%)** of the top country in each project was higher than the combined contribution shares of the next four countries. For example, in the Rust Analyzer project, Germany’s contribution share (46.03%) exceeded that of Romania, Iran, Japan, and the US combined. Similarly, the **Contributor Share (%)** of the top country was generally higher than that of the following four countries combined, except for the US in the Rust Analyzer project.

Comparatively, the community distribution according to the 2023 Rust Annual Survey [38], the top ten countries represented among participants were the United States (22%), Germany (12%), China (6%), the United Kingdom (6%), France (6%), Canada (3%), Russia (3%), the Netherlands (3%), Japan (3%), and Poland (3%), with participants hailing from approximately 100 countries.

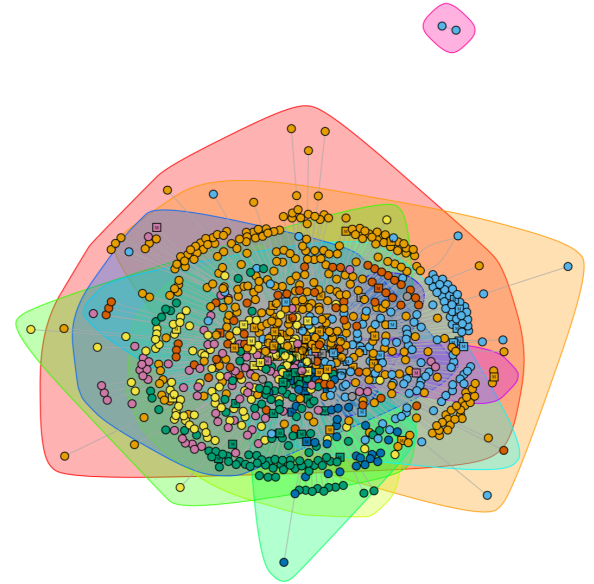


Figure 2: Rust project contributors social network (A larger image is available in our replication package)

4.2 RQ2: What are the collaboration patterns and interaction dynamics among Rust contributors?

We constructed undirected social network graphs with membership data for three projects: Rust, Rust Analyzer, and Cargo. These graphs are depicted in Figure 2, Figure 3, and Figure 4, respectively.

In these Figures, contributors are represented as nodes, with ● circles denoting **non-members** and ■ squares labeled with an "M" indicating **members** of the Rust GitHub organization. Edges between nodes represent collaboration through PRs, where an interaction has occurred between the author and the reviewer. Analysis

of the network graphs reveals distinct clustering patterns colored in different colors, depicting contributor groups formed within each project.

In the Rust project, one of the clusters does not contain any member nodes. Similarly, in both the Rust Analyzer and Cargo projects, there are three clusters each that lack member nodes. Member nodes are predominantly clustered near the center of the networks in the Rust project. In contrast, the Cargo and Rust Analyzer project’s member nodes are more dispersed.

The structural properties of these networks were further examined through the calculation of various graph metrics, as presented in Table 2. The *reciprocity* of the directed versions of these networks provides insight into the mutual nature of collaborations. Reciprocity measures the likelihood of node pairs having reciprocal connections—in this context, whether contributors review and submit PRs to each other. The Cargo project exhibited a reciprocity score of 0.5, indicating a relatively balanced two-way collaboration among contributors. In contrast, the Rust and Rust Analyzer projects showed lower reciprocity scores. All the undirected networks, constructed only using ISO Codes and member status nodes separately, displayed low *density* values, which is characteristic of real-world social networks and OSS networks in particular [22].

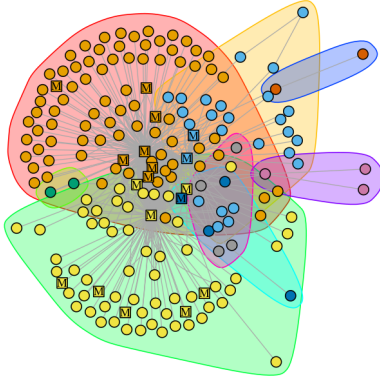


Figure 3: Rust Analyzer Project contributors social network

Here is the updated table with the values rounded to four decimal places:

Here’s the updated table with the values rounded to two decimal places:

Table 2: Network Metrics for Rust Projects

Metric	Rust	Rust Analyzer	Cargo
Reciprocity	0.26	0.15	0.50
Density (Member)	0.02	0.04	0.06
Density (Country ISO Code)	0.05	0.08	0.07

4.3 RQ3: To what extent do sub-communities and top contributors within the Rust ecosystem exhibit diversity?

We analyzed the sub-communities formed within the social undirected graphs of the Rust, Rust Analyzer, and Cargo projects. The

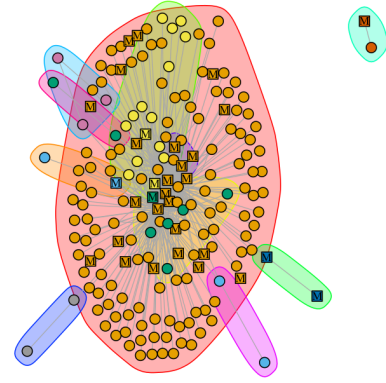


Figure 4: Cargo Project contributors social network

diversity within these sub-communities was quantified using Blau’s Index, as presented in Table 3. Eight sub-communities were identified in the **Rust project**, with Blau’s Index scores ranging from 0.000 to 0.883. Most of these communities exhibited high geographical diversity, with Blau’s Index scores above 0.85, indicating a diverse mix of contributors from different countries. Community 1 and Community 2 had Blau’s Index scores of 0.857 and 0.883, respectively, reflecting substantial diversity. An exception was Community 8, which had a Blau’s Index of 0.000 due to comprising only two contributors from the same country, making it an outlier.

Two sub-communities were formed for the **Rust Analyzer project**, displaying high geographical diversity with Blau’s Index scores of 0.889 and 0.895. This result suggests that contributors within these communities are from a wide range of countries, contributing to a diverse collaborative environment.

In the **Cargo project**, six sub-communities were identified. Community 1 had a high Blau’s Index of 0.914, indicating significant geographical diversity. The remaining five communities each had a Blau’s Index of 0.500, suggesting moderate diversity within these groups.

To understand the influence and roles of influential contributors across sub-communities, we calculated centrality measures—degree centrality, betweenness centrality, and eigenvector centrality—for the contributors across the projects, as shown in Table 4. Across all projects, the top contributors identified through centrality measures were predominantly men, with the *Likely Gender* being *men* or *Unknown*. There were no women contributors among the most central nodes.

The users with the most edges connected to them indicating top contributions via degree centrality metrics are shown in Table 4. Geographically, in the **Rust project**, they were primarily from the United States (US), Germany (DE), and France (FR). In the **Rust Analyzer project**, top contributors hailed from Germany (DE), Romania (RO), Japan (JP), and Iran (IR), indicating a broader geographical spread compared to the Rust project. The **Cargo project** featured top contributors from Taiwan (TW), the United States (US), and Germany (DE). The same geographic distribution was seen in Table 4 representing users connected to the most influential nodes in the respective project networks.

Table 3: Blau’s Index for Communities in Rust Projects

Project	Community	Blau’s Index
Rust	Community 1	0.857
	Community 2	0.883
	Community 3	0.852
	Community 4	0.852
	Community 5	0.861
	Community 6	0.762
	Community 7	0.720
	Community 8	0.000
Rust Analyzer	Community 1	0.889
	Community 2	0.895
Cargo	Community 1	0.914
	Community 2	0.500
	Community 3	0.500
	Community 4	0.500
	Community 5	0.500
	Community 6	0.500

Table 4 depicts the top users with the highest contributions going through them(node) in the network, representing the best nodes for the fastest flow of contributions. Both members and non-members of the Rust GitHub organization were among the top contributors. For instance, in the Rust project, one of the top contributors with a high degree of centrality was a non-member. This suggests that significant contributions and influence within the projects are not confined to official members. The *betweenness centrality* scores varied across the projects. In the Rust project, the top betweenness centrality scores ranged from 0.10 to 0.26, indicating a less centralized network where contributions do not predominantly pass through a few individuals. Conversely, the Rust Analyzer project exhibited higher betweenness centrality scores, with the top contributor scoring 0.72, suggesting that specific contributors play critical roles as this indicates many contributions (PR authorship or reviews) go through them from/to different parts of the network acting as a central piece. Similarly, the top betweenness centrality scores in the Cargo project were 0.77 and 0.48, indicating a more centralized network structure.

5 DISCUSSION

5.1 Contributors vs. Community Demographics

Geographic disparities: While the survey indicates any form of user engagement or participation from around 100 countries, our findings from RQ1 indicate that active code contributions are concentrated in fewer countries across the studied projects. The Rust project shows contributions from 50 countries, Rust Analyzer from 36, and Cargo from 30, with 55 unique countries across projects. This suggests that active contributions are more concentrated while community engagement is widespread. The United States and Germany are prominent in both the survey and contributor data, signifying strong representation. However, some countries like China, which ranks third in the survey (6% of participants), have minimal representation among top contributors, appearing

only in the Cargo project with a modest contribution share (0.93%). This finding aligns with previous research on OSS participation imbalances [12], such as the 90-9-1 rule, which highlights that 90% of users are passive observers, 9% contribute occasionally, and only 1%—the “superusers”—generate the majority of contributions [25]. Conversely, countries such as Romania and Iran, which are not highlighted in the survey’s top ten, have substantial contribution shares in the Rust Analyzer project (13.96% and 11.24%, respectively)—indicating that certain regions may have a small number of highly active contributors despite lower overall community participation.

Gender disparities: It remains a critical concern as previous studies have also shown [6, 40]. The low percentage of women contributors across all projects mirrors the survey’s findings, highlighting persistent gender disparity. Notably, some countries exhibit higher women participation rates; for instance, China in the Cargo project has 22.22% women contributors, significantly above the overall average. This variation suggests that regional factors may influence gender representation in contributions.

Anonymous contributors: The high proportion of contributors with “Unknown” gender and “Unidentified” country underscores limitations in data collection and the challenges of accurately assessing diversity based on publicly available information. This could imply that individuals from traditionally underrepresented groups may feel compelled to conceal their identity to contribute effectively without encountering resistance [23].

Membership disparities: The predominance of non-member contributors suggests that the Rust ecosystem comprises a huge number of external participants. While this reflects the open nature of OSS, it may also point to opportunities for better integrating these contributors into the formal organizational structure, potentially enhancing collaboration and retention. Disparities between *Contribution Share (%)* and *Contributor Share (%)* in certain countries highlight the impact of individual contributors. For example, in the Rust Analyzer project, Germany’s significant contribution share (46.03%) coupled with a lower contributor share (8.53%) indicates that a few individuals are responsible for a large portion of contributions. Similarly, Taiwan in the Cargo project shows a high contribution share (29.66%) from a small contributor base (1.46%). These findings suggest that active contributions do not fully align with the broader community’s demographic distribution and also follow the Pareto principle seen in the Rust ecosystem [42].

The concentration of contributions among specific countries and individuals, along with low gender diversity, points to potential barriers to participation for certain groups and regions.

5.2 Collaboration Patterns and Interaction Dynamics

Autonomous Non-member Contributor Clusters: The presence of clusters without any member nodes across all three projects highlights the significant role of non-member contributors in the Rust ecosystem. These independent clusters suggest that non-members can initiate and sustain collaborative efforts without direct involvement from official Rust organization members. This phenomenon underscores the openness of the Rust community and its reliance on contributions from the broader developer population.

Table 4: Centrality Scores of Top Contributors Grouped by Repository and Centrality Type

Degree Centrality					Betweenness Centrality				Eigenvector Centrality			
Rust Project												
Ranking	ISO Code	Likely Gender	Score	Is Member	ISO Code	Likely Gender	Score	Is Member	ISO Code	Likely Gender	Score	Is Member
1	US	Men	1253	Yes	US	Men	0.26	Yes	US	Men	1.00	Yes
2	DE	Men	536	Yes	US	Men	0.23	Yes	DE	Unknown	0.75	Yes
3	FR	Men	493	No	US	Men	0.11	No	FR	Men	0.59	No
4	US	Men	412	Yes	DE	Men	0.10	Yes	US	Men	0.57	Yes
5	DE	Unknown	390	No	US	Men	0.10	No	DE	Men	0.52	No
Rust Analyzer Project												
1	DE	Men	330	Yes	DE	Men	0.72	Yes	DE	Men	1.00	Yes
2	RO	Men	174	No	RO	Men	0.49	No	RO	Men	0.68	No
3	JP	Unknown	105	No	IR	Unknown	0.10	No	JP	Unknown	0.67	No
4	IR	Unknown	101	No	PT	Men	0.04	No	IR	Unknown	0.57	No
5	DE	Men	43	Yes	US	Men	0.01	Yes	DE	Men	0.30	Yes
Cargo Project												
1	TW	Men	371	Yes	TW	Men	0.77	Yes	US	Men	1.00	Yes
2	US	Men	348	Yes	US	Men	0.48	Yes	TW	Men	0.99	Yes
3	US	Men	52	No	US	Men	0.04	No	US	Men	0.18	No
4	US	Men	41	No	US	Men	0.04	No	US	Men	0.14	No
5	DE	Men	11	No	DK	Men	0.02	No	DE	Men	0.04	No

Varying Contributor Dynamics: The central clustering of member nodes, particularly in the Rust and Rust Analyzer projects, indicates that members tend to collaborate closely with one another and may serve as hubs within the network. Their central positions suggest they are integral to the project’s development, possibly taking on code review, mentoring, and coordination roles. The dispersion of member nodes in the Cargo project may reflect different collaboration practices or a more decentralized organizational structure. Consequentially, the high reciprocity between all the nodes in the Cargo project compared to others is to be noticed. A reciprocity score of 0.5 in the Cargo project implies a higher degree of mutual collaboration, where contributors frequently engage in bidirectional interactions. This indicates equal collaboration dynamics, where contributors both author and review PRs reciprocally. In contrast, the lower reciprocity scores in the Rust and Rust Analyzer projects suggest a more unidirectional collaboration pattern. This may be due to hierarchical structures, where specific contributors predominantly take on reviewing roles, possibly due to their expertise or organizational positions, as observed in the network figures of the respective repositories with dense member hubs. This gives us an idea of how decentralized structures lead to more collaboration, measured through reciprocity in this context.

However, we should consider collaboration change concerning project size and domain [22]. The low density observed across all networks aligns with the characteristics of real-world social networks, where individuals tend to have a limited number of connections relative to the total possible. Overall, the results suggest that while members play important roles within the Rust projects, non-members are also critical contributors who engage in meaningful collaborations. The varying interaction dynamics across projects reflect differences in domain complexity, collaboration practices, and possibly project governance structures. These insights highlight the need for tailored approaches in community management and contributor support to accommodate the unique characteristics of each project within the Rust ecosystem.

5.3 Diversity Within Sub-Communities

Substantial Geographic Representation: The high Blau’s Index scores in most sub-communities indicate substantial geographical diversity, particularly in the Rust and Rust Analyzer projects. This

diversity suggests that contributors from different countries are collaborating effectively within these projects.

Low Gender Representation: The gender diversity among top contributors is markedly low. The absence of women contributors among the most central and influential nodes across all projects highlights a significant gender disparity. This aligns with broader trends observed in OSS communities, where women’s participation is often limited [6, 40]. The lack of gender diversity may hinder the inclusivity and representativeness of the projects and points to a need for initiatives to encourage and support women’s contributions.

Moderate Sustainability: The presence of members and non-members among the top contributors demonstrates the open and collaborative nature of the Rust ecosystem. Non-members can achieve significant influence and centrality within the network, indicating that official membership is not a prerequisite for impactful contributions. This openness can foster a more diverse and dynamic contributor base, as it lowers barriers to participation. The differences in betweenness centrality scores across the projects highlight variations in network structure and collaboration dynamics. The Rust project’s lower betweenness centrality suggests a more distributed network, spreading influence across multiple contributors and reducing dependency on specific individuals. In contrast, the higher betweenness centrality in the Rust Analyzer and Cargo projects indicates that certain contributors act as key connectors or gatekeepers. This centralization may pose risks if these individuals reduce their participation, potentially impacting the project’s progress and collaboration flow. The geographic diversity among top contributors, especially in the Rust Analyzer project, reflects the project’s ability to attract and integrate contributors from a variety of countries, including those less represented in the Rust project. Contributors from Romania, Japan, and Iran play significant roles, suggesting that the project has effective mechanisms for engaging and supporting international contributors. Overall, while the Rust ecosystem shows substantial geographical diversity, particularly within sub-communities, there is a clear need to improve gender diversity among contributors. Addressing gender disparities can enhance inclusivity, impact, and innovation.

With the growth the Rust community faces now, developers are much more likely to be prone to burnout [13]. High centralization

in certain projects, as seen in Rust Analyzer and Cargo, may exacerbate this risk by placing undue pressure on key contributors who serve as critical connectors within the network. There is a pressing need [34] to attract and retain new contributors from emerging OSS communities, ensuring a sustainable influx of diverse talent that can drive future innovation [15].

6 LIMITATIONS AND FUTURE WORK

6.1 Limitations

While our study provides valuable insights into the collaboration patterns and diversity within the Rust community, some limitations must be acknowledged. Firstly, the constraints of the GitHub API posed significant challenges. The API restricts the amount and type of data that can be programmatically extracted, limiting access to detailed user profiles and historical contribution records beyond the specified time frame. As a result, our dataset may lack comprehensive information that could offer a more nuanced understanding of contributor behaviors and demographics. This limitation hinders our ability to capture the full spectrum of factors influencing collaboration within the community.

While NamSor is a reputable tool used in previous studies [17, 42], it may not always accurately reflect individuals’ self-identified genders, especially in cases involving gender-neutral names or culturally diverse naming conventions. We recognize that a considerable portion of the contributors had unspecified geographical locations and gender data, which imposed constraints on our findings and analysis. Nevertheless, we adhered to publicly accessible information about the contributors to preserve their privacy and ensure the research adhered to ethical standards. Additionally, we successfully obtained data for the majority of the top contributors across all three evaluated repositories.

The study excludes a small number of self-loops from the network graphs that have been created to focus on collaboration. The metrics we used, such as reciprocity, Blau’s Index, and centrality measures, are based solely on data from a one-year period. While this provides a snapshot of recent collaboration patterns, it does not capture long-term trends or account for contributors whose activity levels fluctuate over time. Thus, our findings reflect only a specific timeframe and may not be indicative of historical dynamics within the Rust community.

Our findings are limited to the Rust ecosystem and may not be generalizable to other OSS communities or projects in different domains. The unique characteristics of Rust’s development practices, community culture, and organizational structure could influence the collaboration patterns observed, necessitating caution when extrapolating these results to other contexts.

6.2 Future Work

There are several avenues that could be pursued to deepen our understanding of collaboration and diversity in OSS communities. **Conducting longitudinal studies** over multiple years [35] would provide insights into how collaboration patterns and contributor demographics evolve over time, helping to identify trends in contributor retention, shifts in community engagement, and the impact of organizational changes. Building on the insights from this quantitative analysis, foundations supporting OSS communities, such as

the Rust Foundation,¹² should **implement targeted initiatives** to enhance sustainability and inclusivity within the community. These initiatives may involve lowering entry barriers for new developers, establishing mentorship programs, and providing resources to support diverse demographic groups. By leveraging collaboration patterns and diversity metrics, the Rust Foundation can create a more welcoming environment that encourages participation from underrepresented regions and genders, ensuring the community’s growth and resilience. Furthermore, distributing responsibilities more evenly among contributors can mitigate network centralization and reduce the risk of burnout, promoting a healthier and more balanced contributor base. It is needed particularly when leading tech firms are cutting back on their DEI initiatives.¹³

Expanding the scope and methodology undertaken in this research to **include multiple OSS communities** across different domains and levels of organizational maturity would allow for comparative analyses. Such studies could identify common patterns or unique differences, contributing to a broader understanding of collaboration dynamics in OSS development.

Finally, integrating **additional network metrics or analytical frameworks** could offer a more nuanced view of the collaboration networks. For example, analyzing motifs, clustering coefficients, or applying machine learning algorithms might uncover deeper insights into the structural properties of the networks.

7 CONCLUSION

This study investigated the demographic diversity and collaboration dynamics within the Rust programming language community by analyzing PR data from three pivotal repositories: Rust (the core compiler), Rust Analyzer (an IDE front-end), and Cargo (the package manager). Our analysis revealed that active contributors in these projects exhibit lower geographic and gender diversity compared to the broader Rust user community, as indicated by the 2023 Rust Annual Survey.

Specifically, most top contributors are men, and contributions are predominantly concentrated in a few countries. This concentration highlights a disparity between the global user base and the active contributor community, suggesting potential barriers to broader participation. The social network analysis highlighted the importance of non-members contributing substantially despite not being official Rust GitHub members. However, the reliance on a small number of central individuals, particularly in Rust Analyzer and Cargo, poses potential risks to project resilience. The diversity within sub-communities, demonstrated substantial geographic diversity in most clusters, particularly within the Rust and Rust Analyzer projects. Nonetheless, gender diversity remains significantly low, with very few women contributors among the most central and influential nodes.

In conclusion, while the Rust ecosystem benefits from a globally active and open contributor base, there are clear disparities in demographic diversity that need to be addressed to foster a more inclusive and sustainable community.

¹²<https://foundation.rust-lang.org/>

¹³<https://www.bbc.com/news/articles/cgmy7xpw3pyo>

8 DATA AVAILABILITY

We have made our anonymized data and scripts publicly available [1] to ensure reproducibility and facilitate replication of our findings.

REFERENCES

- [1] Anonymous. 2024. Reflection on Code Contributor Demographics and Collaboration Patterns in the Rust Community. https://osf.io/28usx/?view_only=730bc78ab10d41b69d9f896d4d5199c4.
- [2] Derek Banks, Camille Leonard, Shilpa Narayan, Nicholas Thompson, Brandon Kramer, and Gizem Korkmaz. 2022. Measuring the Impact of Open Source Software Innovation Using Network Analysis on GitHub Hosted Python Packages. In *2022 Systems and Information Engineering Design Symposium (SIEDS)*. 110–115. <https://doi.org/10.1109/SIEDS55548.2022.9799290>
- [3] Marcus Vinicius Bertonecello, Gustavo Pinto, Igor Scaliante Wiese, and Igor Steinmacher. 2020. Pull Requests or Commits? Which Method Should We Use to Study Contributors' Behavior?. In *2020 IEEE 27th International Conference on Software Analysis, Evolution and Reengineering (SANER)*. 592–601. <https://doi.org/10.1109/SANER48275.2020.9054855>
- [4] Peter M. Blau. 1977. *Inequality and Heterogeneity: A Primitive Theory of Social Structure*. Vol. 7. Free Press, New York.
- [5] Vincent D Blondel, Jean-Loup Guillaume, Renaud Lambiotte, and Etienne Lefebvre. 2008. Fast unfolding of communities in large networks. *Journal of Statistical Mechanics: Theory and Experiment* 2008, 10 (Oct. 2008), P10008. <https://doi.org/10.1088/1742-5468/2008/10/p10008>
- [6] Amiangshu Bosu and Kazi Zakia Sultana. 2019. Diversity and inclusion in open source software (OSS) projects: Where do we stand?. In *2019 ACM/IEEE International Symposium on Empirical Software Engineering and Measurement (ESEM)*. IEEE, 1–11.
- [7] Hilary Carter and Jessica Groopman. 2021. Diversity, equity, and inclusion in open source. *Linux Foundation* (2021).
- [8] Tadeusz Chelkowski, Peter A. Gloor, and Dariusz Jemielniak. 2016. Inequalities in Open Source Software Development: Analysis of Contributor's Commits in Apache Software Foundation Projects. *PLoS ONE* 11 (2016). <https://api.semanticscholar.org/CorpusID:17782826>
- [9] Jailton Coelho and Marco Tulio Valente. 2017. Why modern open source projects fail. In *Proceedings of the 2017 11th Joint Meeting on Foundations of Software Engineering (Paderborn, Germany) (ESEC/FSE 2017)*. Association for Computing Machinery, New York, NY, USA, 186–196. <https://doi.org/10.1145/3106237.3106246>
- [10] Zixuan Feng, Mariam Guizani, Marco A. Gerosa, and Anita Sarma. 2023. The State of Diversity and Inclusion in Apache: A Pulse Check. In *2023 IEEE/ACM 16th International Conference on Cooperative and Human Aspects of Software Engineering (CHASE)*. IEEE, 150–160. <https://doi.org/10.1109/chase58964.2023.00024>
- [11] Mattia Gasparini, Robert Clarisó, Marco Brambilla, and Jordi Cabot. 2020. Participation Inequality and the 90-9-1 Principle in Open Source. In *Proceedings of the 16th International Symposium on Open Collaboration* (Virtual conference, Spain) (*OpenSym '20*). Association for Computing Machinery, New York, NY, USA, Article 6, 7 pages. <https://doi.org/10.1145/3412569.3412582>
- [12] Mattia Gasparini, Robert Clarisó, Marco Brambilla, and Jordi Cabot. 2020. Participation inequality and the 90-9-1 principle in open source. In *Proceedings of the 16th international symposium on open collaboration*. 1–7.
- [13] R. Stuart Geiger, Dorothy Howard, and Lilly Irani. 2021. The Labor of Maintaining and Scaling Free and Open-Source Software Projects. *Proc. ACM Hum.-Comput. Interact.* 5, CSCW1, Article 175 (April 2021), 28 pages. <https://doi.org/10.1145/3449249>
- [14] Marco Gerosa, Igor Wiese, Bianca Trinkenreich, Georg Link, Gregorio Robles, Christoph Treude, Igor Steinmacher, and Anita Sarma. 2021. The Shifting Sands of Motivation: Revisiting What Drives Contributors in Open Source. In *2021 IEEE/ACM 43rd International Conference on Software Engineering (ICSE)*. 1046–1058. <https://doi.org/10.1109/ICSE43902.2021.00098>
- [15] GitHub. 2023. *The State of Open Source and AI*. GitHub.
- [16] Mariam Guizani, Amreeta Chatterjee, Bianca Trinkenreich, Mary Evelyn May, Geraldine J. Noa-Guevara, Liam James Russell, Griselda G. Cuevas Zambrano, Daniel Izquierdo-Cortazar, Igor Steinmacher, Marco A. Gerosa, and Anita Sarma. 2021. The Long Road Ahead: Ongoing Challenges in Contributing to Large OSS Organizations and What to Do. *Proc. ACM Hum.-Comput. Interact.* 5, CSCW2, Article 407 (Oct. 2021), 30 pages. <https://doi.org/10.1145/3479551>
- [17] IEEE. 2023. *Gender representation among contributors to open-source infrastructure: an analysis of 20 package manager ecosystems*. IEEE.
- [18] Nasif Imtiaz, Preya Shabrina, and Laurie Williams. 2023. Trusting code in the wild: A social network-based centrality rating for developers in the Rust ecosystem. [arXiv:2306.00240 \[cs.SE\]](https://arxiv.org/abs/2306.00240) <https://arxiv.org/abs/2306.00240>
- [19] Karim R Lakhani and Robert G Wolf. 2005. Why hackers do what they do: Understanding motivation and effort in free/open source software projects. (2005).
- [20] Peng Liu and Liang Gui. 2021. Structural Analysis of Collaboration Network in OSS Communities. In *2021 4th International Conference on Data Science and Information Technology* (Shanghai, China) (*DSIT 2021*). Association for Computing Machinery, New York, NY, USA, 84–91. <https://doi.org/10.1145/3478905.3478923>
- [21] Kelvin McClean, Des Greer, and Anna Jurek-Loughrey. 2021. Social network analysis of open source software: A review and categorisation. *Information and Software Technology* 130 (2021), 106442. <https://doi.org/10.1016/j.infsof.2020.106442>
- [22] Mariam Mezouar, Feng Zhang, and Ying Zou. 2019. An empirical study on the teams structures in social coding using GitHub projects. *Empirical Software Engineering* 24 (12 2019). <https://doi.org/10.1007/s10664-019-09700-1>
- [23] Reza Nadri, Gema Rodríguez-Pérez, and Meiyappan Nagappan. 2021. On the Relationship Between the Developer's Perceptible Race and Ethnicity and the Evaluation of Contributions in OSS. [arXiv:2104.06143 \[cs.SE\]](https://arxiv.org/abs/2104.06143) <https://arxiv.org/abs/2104.06143>
- [24] Mark Newman. 2018. *Networks*. Oxford university press.
- [25] Jakob Nielsen. 2006. The 90-9-1 rule for participation inequality in social media and online communities. <https://www.nngroup.com/articles/participation-inequality/> [Online; accessed 09-Oct-2024].
- [26] Gede Artha Azriadi Prana, Denae Ford, Ayushi Rastogi, David Lo, Rahul Pundare, and Nachiappan Nagappan. 2021. Including everyone, everywhere: Understanding opportunities and challenges of geographic gender-inclusion in oss. *IEEE Transactions on Software Engineering* 48, 9 (2021), 3394–3409.
- [27] Huilian Qiu, Alexander Nolte, Anita Brown, Alexander Serebrenik, and Bogdan Vasilescu. 2019. Going Farther Together: The Impact of Social Capital on Sustained Participation in Open Source. 688–699. <https://doi.org/10.1109/ICSE.2019.00078>
- [28] Baishakhi Ray, Daryl Posnett, Premkumar Devanbu, and Vladimir Filkov. 2017. A large-scale study of programming languages and code quality in GitHub. *Commun. ACM* 60, 10 (Sept. 2017), 91–100. <https://doi.org/10.1145/3126905>
- [29] Mohammad Robati Shirzad and Patrick Lam. 2024. A study of common bug fix patterns in Rust. *Empirical Software Engineering* 29, 2 (2024), 44.
- [30] Gema Rodríguez-Pérez, Reza Nadri, and Meiyappan Nagappan. 2021. Perceived diversity in software engineering: a systematic literature review. *Empirical Software Engineering* 26 (2021), 1–38.
- [31] rust-lang. 2024. cargo. <https://github.com/rust-lang/cargo>.
- [32] rust-lang. 2024. rust. <https://github.com/rust-lang/rust>.
- [33] rust-lang. 2024. rust-analyzer. <https://github.com/rust-lang/rust-analyzer>.
- [34] William Schueller and Johannes Wachs. 2022. Modeling Interconnected Social and Technical Risks in Open Source Software Ecosystems. [arXiv:2205.04268 \[cs.SE\]](https://arxiv.org/abs/2205.04268) <https://arxiv.org/abs/2205.04268>
- [35] William Schueller, Johannes Wachs, Vito Servedio, Stefan Thurner, and Vittorio Loreto. 2022. Evolving collaboration, dependencies, and use in the Rust Open Source Software ecosystem. *Scientific Data* 9 (11 2022), 703. <https://doi.org/10.1038/s41597-022-01819-z>
- [36] Paul Sebo. 2021. Performance of gender detection tools: a comparative study of name-to-gender inference services. *Journal of the Medical Library Association* 109 (10 2021). <https://doi.org/10.5195/jmla.2021.1185>
- [37] Sheik Shameer, Gema Rodríguez-Pérez, and Meiyappan Nagappan. 2023. Relationship between diversity of collaborative group members' race and ethnicity and the frequency of their collaborative contributions in GitHub. *Empirical Softw. Engg.* 28, 4 (May 2023), 31 pages. <https://doi.org/10.1007/s10664-023-10313-y>
- [38] The Rust Team. 2024. *2023 Rust Annual Survey Results*.
- [39] Sergio L Toral, M Rocio Martinez-Torres, and Federico Barrero. 2010. Analysis of virtual communities supporting OSS projects using social network analysis. *Information and Software Technology* 52, 3 (2010), 296–303.
- [40] Bianca Trinkenreich, Mariam Guizani, Igor Wiese, Anita Sarma, and Igor Steinmacher. 2020. Hidden figures: Roles and pathways of successful oss contributors. *Proceedings of the ACM on human-computer interaction* 4, CSCW2 (2020), 1–22.
- [41] Likang Yin, Mahasweta Chakraborti, Yibo Yan, Charles Schweik, Seth Frey, and Vladimir Filkov. 2022. Open Source Software Sustainability: Combining Institutional Analysis and Socio-Technical Networks. *Proc. ACM Hum.-Comput. Interact.* 6, CSCW2, Article 404 (Nov. 2022), 23 pages. <https://doi.org/10.1145/3555129>
- [42] Yuxia Zhang, Mian Qin, Klaas-Jan Stol, Minghui Zhou, and Hui Liu. 2024. How Are Paid and Volunteer Open Source Developers Different? A Study of the Rust Project. In *Proceedings of the IEEE/ACM 46th International Conference on Software Engineering* (Lisbon, Portugal) (*ICSE '24*). Association for Computing Machinery, New York, NY, USA, Article 195, 13 pages. <https://doi.org/10.1145/3597503.3639197>