

“Whose Side Are You On?” Estimating Ideology of Political and News Content Using Large Language Models and Few-shot Demonstration Selection

Muhammad Haroon
University of California, Davis
mharoon@ucdavis.edu

Magdalena Wojcieszak
University of California, Davis
mwojcieszak@ucdavis.edu

Anshuman Chhabra
University of South Florida
anshumanc@usf.edu

Abstract

Existing approaches to classifying ideology of online content are limited in that they require extensive human effort, labeling of large datasets, and are not able to adapt to evolving ideological contexts. This paper explores the potential of Large Language Models (LLMs) for classifying the political ideology of online content in the context of the two-party US political spectrum through in-context learning (ICL). Our extensive experiments involving demonstration selection in label-balanced fashion, conducted on three datasets comprising news articles and YouTube videos, reveal that our approach significantly outperforms zero-shot and traditional supervised methods. Additionally, we evaluate the influence of metadata (e.g., content source and descriptions) on ideological classification and discuss its implications. Finally, we show how providing the source and description influences the LLM’s classification.

1 Introduction

Social media platforms are one of the leading sources of information for the majority of Americans (Barthel et al., 2020). Observers worry that content on these platforms can cause political extremism (Tufekci, 2018; Roose, 2019), and facilitate the formation of ideological filter bubbles that restrict exposure to diverse viewpoints (Pariser, 2011). Empirical evidence for these worries is inconsistent (Haroon et al., 2023; Hosseinmardi et al., 2021; Chen et al., 2023; Nyhan et al., 2023) in part because scholars use different methodologies (audits versus observational data) and in part because of a lack of *robust* (i.e., highly accurate across domains) and *scalable* (i.e., requiring minimal human supervision) methods for estimating political ideology of the content users consume.

In this paper, we advance on literature showing that Large Language Models (LLMs) can be

applied to ideology estimation of text in the context of the two-party US political spectrum (democrat/liberal and republican/conservative). They can also adapt to new and evolving information by simple adjustments of the provided prompt. Thus, LLMs can serve as a compelling choice for robust and scalable ideology estimation across diverse text domains and platforms.

Past applications of LLMs in ideology estimation (Heseltine et al., 2024; Törnberg, 2023; Giliardi et al., 2023) have primarily focused on zero-shot approaches, utilizing pre-trained LLMs without employing more nuanced few-shot in-context learning (ICL) strategies. Our work advances these prior studies by proposing a modified version of coverage-based ICL that selects demonstrations in a class-balanced manner, significantly improving performance over simple zero-shot prompting and coverage-based ICL. We expand on this by conducting an extensive study through rigorous experiments on three distinct datasets on the capabilities of various LLMs (Llama2-13B, Mistral-7B, and GPT-4o) in estimating the ideology of text. Furthermore, we analyze the effect additional metadata such as content source and description has on the classifications of the LLM. Our analyses provides critical insights into the limitations and potentials of LLMs for nuanced ideological analysis.

2 Related Work

Prior approaches to ideology estimation have generally fallen under three types. (1) **Manual annotations by experts** (Otero, 2019) which, although accurate and robust, are not scalable due to the ever-increasing volume of social media content. (2) **Training supervised classifiers** (Baly et al., 2020) which, although highly scalable, is limited by a need for large volumes of human-labeled data and have difficulty adapting to dynamic and ever evolving ideological contexts (e.g., cross-platform

estimation, emerging news events, changes in the political environment). (3) **Utilizing social media** which uses data from external platforms such as Twitter (Le et al., 2017; Barberá, 2015; Wojcieszak et al., 2023; Eady et al., 2020) or Reddit (Lai et al., 2024) to assess how a given piece of content is shared among users of different ideologies to estimate the ideology of the content itself. This approach is limited in that it requires the content to have been shared by a representative number of users and is agnostic of the nature of the content itself. These limitations prevent these prior approaches from being robust and scalable. On the other hand, in contrast with prior work that uses LLMs for ideology classification mostly in a zero-shot manner (Heseltine et al., 2024; Törnberg, 2023; Gilardi et al., 2023), we introduce a class-balanced, coverage-based ICL framework that achieves significant performance improvements over the zero-shot setting.

3 Proposed Approach

Our research problem can be defined as follows: *Given content that has an underlying ideological leaning (e.g., a YouTube video, a news article), we aim to determine if the content is liberal, neutral, or conservative.* Next, we describe our proposed approach for LLM based ideology classification.

Algorithm 1 presents our proposed ICL solution framework. Given a LLM \mathcal{L} , a training set of content with ideology class labels (Liberal, Neutral, Conservative) \mathcal{T} , and number of demonstrations k , our task is to classify a given query x (an online post, video, or news article) as either liberal, neutral, or conservative. Our approach first builds a smaller candidate set \mathcal{C} of potential demonstrations and computes a relevance score for each demonstration in the candidate set. From the sorted candidate set, we select k demonstrations equally from across all three ideology classes, i.e., only $\frac{k}{3}$ demonstrations can be selected from each ideology class. Thus, we skip over demonstrations with higher scores if $\frac{k}{3}$ demonstrations have already been selected from the class they belong to. The instruction prompts used can be found in Appendix A.

3.1 Test Query Specifications

We specify the test query x to be classified as an online post, video, or news article that has a title, source, and a description. An LLM can leverage information from all three components to aid in

Algorithm 1 Estimating Ideology using Set Cover and Label-Balanced Shot Selection

```

1: Input:
   • Test Instance:  $x$ 
   • LLM:  $\mathcal{L}$ 
   • Prompt:  $\mathcal{P}$ 
   • Training Set:  $\mathcal{T}$ 
   • Number of Demonstrations:  $k$ 
2: Output: Ideology classification for  $x$ 
3: Initialize:
   •  $\mathcal{D} \leftarrow \emptyset$  ▷ Selected Demonstrations
   •  $\mathcal{C} \leftarrow \text{SET}(\mathcal{T})$  ▷ Candidate set using coverage
   •  $\text{counts}(s) \leftarrow 0 \forall s \in \text{ideologies}$  ▷ Label counts
4: Sort  $\mathcal{C}$  (descending) by SET-BSR over  $x$ 
5:  $i \leftarrow 0$ 
6: while  $\sum \text{counts} \leq k$  do
7:    $s \leftarrow \text{ideology}(\mathcal{C}_i)$ 
8:
9:   if  $\text{counts}(s) \leq \frac{k}{3}$  then ▷ Ensure label balance
10:     $\mathcal{D} \leftarrow \mathcal{D} \cup \mathcal{C}_i$  ▷ Add demonstration to  $\mathcal{D}$ 
11:     $\text{counts}(s) \leftarrow \text{counts}(s) + 1$ 
12:   end if
13:    $i \leftarrow i + 1$  ▷ Move to next element in  $\mathcal{C}$ 
14: end while
15: return  $\mathcal{L}(\mathcal{P} \cup \mathcal{D}, x)$  ▷ Classify  $x$  with prompt  $\mathcal{P}$  and selected demonstrations  $\mathcal{D}$ 

```

classification, however, limitations such as context-window sizes and longer compute times for longer text make it worthwhile to explore the minimum amount of information that provides the best accuracy. As such, our experiments rely on four combinations: title; title and source; title and description; and title, source, and description.

3.2 Demonstration Selection

We select k demonstrations for in-context learning (ICL) to augment LLM task performance. We utilize SET-COVER (Vazirani, 2003) to maximize coverage across the candidate pool, where BertScore-Recall (BSR) is chosen as the coverage metric. This strategy is known as SET-BSR, and has been shown to be successful for ICL with multiple classes (Gupta et al., 2023). We also ensure there is an equal number of demonstrations selected from each ideology. To validate this design choice, a comparison of random and balanced demonstration selection can be found in Appendix D.

4 Experimental Setup

4.1 Datasets

For our evaluation, we rely on three distinct datasets, which have been used in prior work on ideology classification.

YouTube Slant. We use the 49,894 political videos from the YouTube dataset by Haroon et al. (2023) which estimates the ideology of videos using a

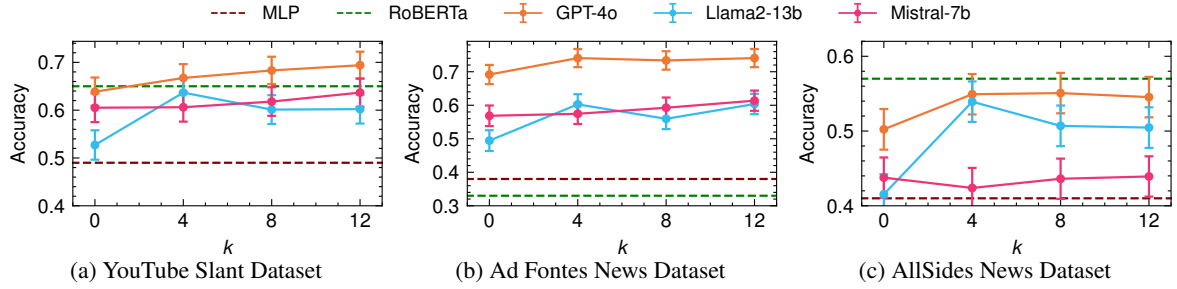


Figure 1: Improvement in accuracies of the GPT-4o, Llama2, and Mistral models across the three datasets by increasing the number of ICL demonstrations k . The baseline MLP and RoBERTa models are also shown. We see that a higher number of demonstrations leads to better predictions, and that the models generally outperform the baselines (even though the RoBERTa and MLP models have access to the full training set, and the LLMs only see k demonstrations in-context). The error bars show a 95% confidence interval.

Twitter-based slant estimation approach (Barberá, 2015) on a scale of -1 (most liberal) to +1 (most conservative). We label videos with slant less than -0.33 as Liberal, greater than +0.33 as Conservative, and in-between as Neutral. For the ICL demonstration pool, we uniformly randomly sample 20,000 candidates from the full test set. The test set consists of 1,000 videos sampled as to maintain an equal balance across ideologies in testing.

Ad Fontes News. This dataset consists of US news articles that have been labeled by expert human annotators on Ad Fontes Media Bias Panel (Otero, 2019). Articles with scores lower than -14.0 are labeled as Liberal, greater than +14.0 as Conservative, and in-between as Neutral. The training set consists of 33,396 news articles from which we build a candidate set of 8,000 using the SET-BSR approach and the test set contains 1,000 news articles with a balanced distribution of ideology.

AllSides News. The dataset contains expert human annotations from AllSides¹, which relies on several human annotation approaches to rank news articles in the US such as blind surveys, expert and independent reviews. We use the same training and test sets used by Baly et al. (2019). The training set consists of 26,590 news articles, from which we build a candidate set of 8,000 using the SET-BSR approach. The test set consists of 1,300 videos.

While in our main experiments the candidate set size is large, we show in Appendix C that smaller candidate set sizes yield similar results.

4.2 LLMs

We use the following LLMs for our experiments:

OpenAI GPT-4o. We use the pre-trained GPT-4o model by OpenAI (Hurst et al., 2024).

Meta Llama-2-13B. We use HuggingFace to run

Meta’s Llama-2 model with 13B (Touvron et al., 2023) parameters on a remote server with a RTX A6000 GPU, 256GB memory, and 48 cores.

MistralAI Mistral-7B. We use HuggingFace to run MistralAI’s Mistral model with 7B parameters (Jiang et al., 2023) on the same machine.

4.3 Baselines

We use two standard classification approaches as our supervised learning baselines.

Multilayer Perceptron (MLP). A fully connected neural network that takes a 384-dimension text embedding as input, a dense hidden layer of 512 neurons with the tanh activation function, and a three output softmax final layer (for three ideologies).

RoBERTa (Baly et al., 2020). As in Baly et al. (2020), we use the base RoBERTa transformer model and fine-tune on each of the three full training datasets for 50 epochs. Unlike the LLM which only receives a small number of k demonstrations, the RoBERTa model sees the full dataset(s).

5 Results

Baselines. The baseline MLP model performed the worst, achieving an accuracy of 51%, 38%, and 43% for the YouTube, Ad Fontes, and AllSides datasets when only the title was provided. The RoBERTa baseline achieved a score of 57% on the YouTube dataset and 52% on the AllSides News dataset, marked improvements from the MLP model, but fared worse on the Ad Fontes dataset, with an accuracy of 35%. This shows that simpler models are not well-suited to the task of ideological estimation, especially when compared to more advanced models.

Zero-shot performance. Figure 1 shows the performance of the three LLMs and baselines across the three datasets. Focusing on the zero-shot setting, we observe that GPT-4o outperforms both

¹<http://www.allsides.com/media-bias/>

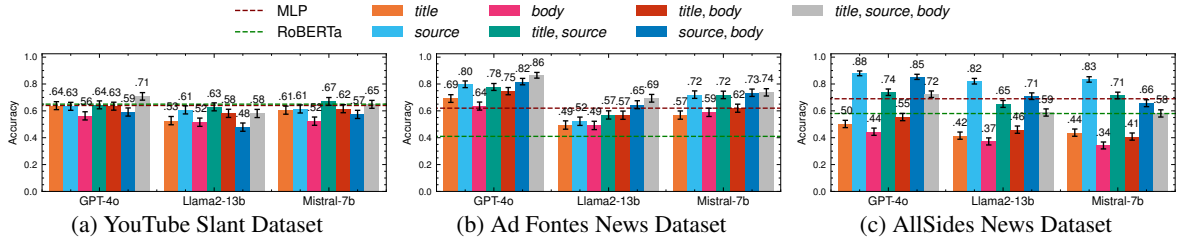


Figure 2: Improvement in the accuracies of the GPT-4o, Llama2, and Mistral models by testing different combinations of the title, source, and description from the three datasets in the zero-shot setting. The horizontal lines correspond to the best accuracy achieved by the MLP and RoBERTa baselines (see Appendix B for the configuration). The error bars show a 95% confidence interval.

Mistral and Llama2, achieving an accuracy of 64%, 69%, and 50% across the YouTube, Ad Fontes, and AllSides datasets. Mistral performs better than Llama2, achieving a 61% accuracy on the YouTube dataset closer to GPT-4o whereas Llama2’s accuracy is comparably low at 53%. On the Ad Fontes dataset, GPT-4o performs 12% better than Mistral at 69% accuracy compared to Mistral’s 57%. Finally, all LLMs perform poorly on the AllSides dataset with GPT-4o performing the best at 50%. Comparing with the baselines, despite training on the full training set unlike LLMs, RoBERTa performed far worse on the Ad Fontes dataset at 38%. In contrast, the MLP performs the worst in the YouTube and Ad Fontes datasets.

Algorithm 1 Improvements. Providing the set of demonstrations \mathcal{D} selected using the SET-BSR approach to the prompt \mathcal{P} , Figure 1 also shows how the accuracy of the models improves by increasing the number of demonstrations k using Algorithm 1. The trend of GPT-4o outperforming Llama2 and Mistral persists as the number of demonstrations increases. GPT-4o consistently achieves the highest scores across all datasets, suggesting that it is particularly well-suited for ideological estimation tasks. Mistral and GPT-4o showed a steady increase in performance as the number of demonstrations increases, both seeing a 5% and 3% increase in accuracy going from $k = 0 \rightarrow 12$ (64% to 69% for GPT-4o, and 61% to 64% for Mistral). Llama2 saw increases in accuracy across all datasets from $k = 0 \rightarrow 4$, but grew worse as $k = 4 \rightarrow 12$. We also undertake McNemar’s test for assessing statistical significance of all results in Appendix F.

Including Source and Description increases accuracy but not always. Augmenting the test instance x to include source and description increases the performance of the models across all the datasets in the zero-shot setting. Figure 2 shows how model performance is affected by altering x to test different combinations of the title, source,

and description. We consider the best performing ablation of the baseline MLP and RoBERTa models as described in Appendix B. We observed that the source alone was a strong indicator of ideology in the two news datasets and less so in the YouTube slant dataset. These two datasets comprise news articles from well-known news sources of whom the LLMs are most likely aware of allowing it to predict ideology based on its knowledge of the source’s ideology. The accuracy is poorer in the YouTube slant dataset where the sources can be niche and less popular YouTube channels of whom the LLM is unaware of and performed better when the title and description were provided. For the YouTube dataset, performance for GPT-4o increased by 7% when the source and description was provided along with the title. Llama2 saw an increase of 10% and Mistral saw an increase of 6% when the title and source were provided. When augmenting the title with the source and description, we see significantly higher increases for Ad Fontes, with the performance of GPT-4o increasing by 17%, Llama2 by 20%, and Mistral by 17%. Similar increases are seen for AllSides, where adding just the source improved accuracy. We present and discuss these ablations in more detail in Appendix B, and discuss edge cases where the ideology of the source can be misleading in Appendix E.

6 Conclusion

We explored the efficacy of few-shot learning using LLMs for the task of ideology estimation across diverse textual datasets, including news articles and YouTube videos. Our findings demonstrate that LLMs, particularly GPT-4o, achieve state-of-the-art performance in the few-shot setting, surpassing traditional supervised baselines. By leveraging set-cover based ICL, we addressed challenges of scalability and robustness, showcasing the ability of LLMs to adapt to evolving contexts with minimal supervision.

7 Limitations

Despite the promising results and contributions outlined in this paper, several limitations must be acknowledged to identify areas for future work. The performance of our approach is heavily reliant on the capabilities of pre-trained LLMs such as GPT-4o, Llama2-13B, and Mistral-7B. Variability in model updates or differences in underlying pre-training data could affect reproducibility and consistency across different deployments. In addition, while incorporating metadata, such as source information improved performance, it also introduced the potential for biased predictions. Models may disproportionately rely on known ideological leanings of sources, potentially misclassifying nuanced or neutral content.

Furthermore, our experiments focus on text, and extending these methods to classify ideology in non-textual data such as video or audio remains an open challenge and an important direction for future work. Lastly, we acknowledge that the datasets used for evaluation, while diverse, may not fully capture the breadth of content and ideological nuance present in real-world social media platforms. For instance, the balance of liberal, neutral, and conservative content in the datasets may not reflect natural distributions, and also the majority of content consumed by users is generated by other users themselves, not by news media organizations or YouTube channels, suggesting the need to adapt our approach to user-generated posts and comments.

8 Ethics Statement

Automated ideology estimation carries inherent risks, including misuse for surveillance or censorship. Furthermore, reliance on LLMs can perpetuate biases present in training data, which might influence predictions in unintended ways. While the study evaluates multiple datasets, the generalizability of the approach across all social media platforms—with varying content types and user behaviors—is yet to be fully established.

Addressing these limitations could involve refining LLM prompting techniques, improving model transparency, exploring alternative datasets, and incorporating mechanisms for bias mitigation and real-time adaptability. Future research should also emphasize ethical frameworks for deploying such systems responsibly, ensuring that advancements in technology contribute positively to societal discourse without exacerbating existing challenges.

References

- Ramy Baly, Giovanni Da San Martino, James Glass, and Preslav Nakov. 2020. [We can detect your bias: Predicting the political ideology of news articles](#). In *Proceedings of the 2020 Conference on Empirical Methods in Natural Language Processing (EMNLP)*, pages 4982–4991, Online. Association for Computational Linguistics.
- Ramy Baly, Georgi Karadzhov, Abdelrhman Saleh, James Glass, and Preslav Nakov. 2019. [Multi-task ordinal regression for jointly predicting the trustworthiness and the leading political ideology of news media](#). In *Proceedings of the 2019 Conference of the North American Chapter of the Association for Computational Linguistics: Human Language Technologies, Volume 1 (Long and Short Papers)*, pages 2109–2116, Minneapolis, Minnesota. Association for Computational Linguistics.
- Pablo Barberá. 2015. [Birds of the same feather tweet together: Bayesian ideal point estimation using twitter data](#). *Political Analysis*, 23(1):76–91.
- Michael Barthel, Amy Mitchell, Dorene Asare-Marfo, Courtney Kennedy, and Kirsten Worden. 2020. Measuring news consumption in a digital era. <https://pewrsr.ch/2VuTfFe>.
- Annie Y Chen, Brendan Nyhan, Jason Reifler, Ronald E Robertson, and Christo Wilson. 2023. Subscriptions and external links help drive resentful users to alternative and extremist youtube channels. *Science Advances*, 9(35):eadd8080.
- Gregory Eady, Richard Bonneau, Joshua A Tucker, and Jonathan Nagler. 2020. News sharing on social media: Mapping the ideology of news media, politicians, and the mass public.
- Fabrizio Gilardi, Meysam Alizadeh, and Maël Kubli. 2023. [Chatgpt outperforms crowd workers for text-annotation tasks](#). *Proceedings of the National Academy of Sciences*, 120(30):e2305016120.
- Shivanshu Gupta, Matt Gardner, and Sameer Singh. 2023. [Coverage-based example selection for in-context learning](#). In *Findings of the Association for Computational Linguistics: EMNLP 2023*, pages 13924–13950, Singapore. Association for Computational Linguistics.
- Muhammad Haroon, Magdalena Wojcieszak, Anshuman Chhabra, Xin Liu, Prasant Mohapatra, and Zubair Shafiq. 2023. [Auditing youtube’s recommendation system for ideologically congenial, extreme, and problematic recommendations](#). *Proceedings of the National Academy of Sciences*, 120(50):e2213020120.
- Michael Heseltine et al. 2024. [Large language models as a substitute for human experts in annotating political text](#). *Research & Politics*, 11(1):20531680241236239.

- Homa Hosseinmardi, Amir Ghasemian, Aaron Clauset, Markus Mobius, David M Rothschild, and Duncan J Watts. 2021. Examining the consumption of radical content on YouTube. *Proceedings of the National Academy of Sciences*, 118(32).
- Aaron Hurst, Adam Lerer, Adam P Goucher, Adam Perelman, Aditya Ramesh, Aidan Clark, AJ Ostrow, Akila Welihinda, Alan Hayes, Alec Radford, et al. 2024. Gpt-4o system card. *arXiv preprint arXiv:2410.21276*.
- Albert Q Jiang, Alexandre Sablayrolles, Arthur Mensch, Chris Bamford, Devendra Singh Chaplot, Diego de las Casas, Florian Bressand, Gianna Lengyel, Guillaume Lample, Lucile Saulnier, et al. 2023. Mistral 7b. *arXiv preprint arXiv:2310.06825*.
- Angela Lai, Megan A. Brown, James Bisbee, Joshua A. Tucker, Jonathan Nagler, and Richard Bonneau. 2024. [Estimating the ideology of political youtube videos](#). *Political Analysis*, page 1–16.
- Huyen Le, Zubair Shafiq, and Padmini Srinivasan. 2017. Scalable News Slant Measurement Using Twitter. In *AAAI Conference on Web and Social Media*, volume 11.
- Brendan Nyhan, Jaime Settle, Emily Thorson, Magdalena Wojcieszak, Pablo Barberá, Annie Y Chen, Hunt Allcott, Taylor Brown, Adriana Crespo-Tenorio, Drew Dimmery, et al. 2023. Like-minded sources on facebook are prevalent but not polarizing. *Nature*, 620(7972):137–144.
- Vanessa Otero. 2019. Ad fontes media’s first multi-analyst content analysis ratings project.
- Eli Pariser. 2011. *The Filter Bubble: What the Internet Is Hiding from You*. Penguin Press.
- Kevin Roose. 2019. The Making of a YouTube Radical. The New York Times. <https://www.nytimes.com/interactive/2019/06/08/technology/youtube-radical.html>.
- Hugo Touvron, Louis Martin, Kevin Stone, Peter Albert, Amjad Almahairi, Yasmine Babaei, Nikolay Bashlykov, Soumya Batra, Prajjwal Bhargava, Shruti Bhosale, et al. 2023. Llama 2: Open foundation and fine-tuned chat models. *arXiv preprint arXiv:2307.09288*.
- Zeynep Tufekci. 2018. YouTube, the Great Radicalizer. The New York Times. <https://www.nytimes.com/2018/03/10/opinion/sunday/youtube-politics-radical.html>.
- Petter Törnberg. 2023. [Chatgpt-4 outperforms experts and crowd workers in annotating political twitter messages with zero-shot learning](#). *Preprint*, arXiv:2304.06588.
- Vijay V. Vazirani. 2003. *Set Cover*, pages 15–26. Springer Berlin Heidelberg, Berlin, Heidelberg.
- Magdalena Wojcieszak, Rong-Ching (Anna) Chang, and Ericka Menchen-Trevino. 2023. [Political content and news are polarized but other content is not in youtube watch histories](#). *Journal of Quantitative Description: Digital Media*, 3.

Appendix

A Prompts used for LLMs

Here, we present the prompts that are used for querying the models.

Prompt for querying with just the title.

Classify the following news article titles as ideologically liberal, neutral, or conservative. Titles with no ideological content are classified as neutral. Only respond with the final answer.

Prompt for querying with the title and source.

*Classify the following news article titles as ideologically liberal, neutral, or conservative. Titles with no ideological content are classified as neutral. **The news source is also specified for additional context.** Only respond with the final answer.*

Prompt for querying with the title, description, and source.

*Classify the following news article titles as ideologically liberal, neutral, or conservative. Titles with no ideological content are classified as neutral. **The news description is also specified for additional context.** Only respond with the final answer.*

B Ablations on different parameters

In this section, we report on the various ablations of title, source, description, and number of shots for the various baseline and LLM models.

B.1 MLP Baseline

Table 1 shows the accuracy of the MLP model under different title, source, and description ablations. The multi-layer perceptron model achieved good accuracy when the source was provided. In the AllSides news dataset, wherein we observe that the source is highly correlated with article ideology, the model achieves 69% accuracy when just the source is provided. Similarly, MLP achieves 64% accuracy on the YouTube slant dataset when title, source, and article description are provided. Finally, the model achieves a high accuracy of 62% on the Ad Fontes news dataset when just the title and source are provided.

B.2 RoBERTa baseline

Table 2 shows the accuracy of the RoBERTa model under different title, source, and description abla-

Title	Source	Desc.	YouTube Slant	Ad Fontes News	AllSides News
✓			0.51	0.38	0.43
	✓		0.61	0.55	0.69
		✓	0.55	0.38	0.47
✓	✓		0.63	0.62	0.57
✓		✓	0.57	0.43	0.46
	✓	✓	0.62	0.60	0.58
✓	✓	✓	0.64	0.61	0.52

Table 1: Ablations on the baseline multi-layer perceptron model on the three datasets.

tions. The RoBERTa model performed well on the YouTube slant dataset achieving an accuracy of 65% when title, source, and description were all provided. The performance was worse on the news datasets, with a maximum of 48% on the Ad Fontes news dataset and 58% on the AllSides news dataset.

Title	Source	Desc.	YouTube Slant	Ad Fontes News	AllSides News
✓			0.57	0.35	0.52
	✓		0.45	0.48	0.48
		✓	0.62	0.35	0.50
✓	✓		0.65	0.44	0.58
✓		✓	0.64	0.38	0.53
	✓	✓	0.65	0.44	0.58
✓	✓	✓	0.65	0.44	0.55

Table 2: Ablations on the baseline RoBERTa model on the three datasets.

B.3 GPT-4o

Table 3 shows the accuracy of the GPT-4o model under different ablations of title, source, and description across the three datasets and varying number of demonstrations k considered. We see that the model performs the best when given a higher number of demonstrations for the YouTube slant and Ad Fontes news datasets. For the YouTube dataset, the model performed best when title, source, and description were all provided whereas for the Ad Fontes news dataset, only title and source were sufficient. The AllSides news dataset showed a different trend in that zero demonstrations gave the best score when only the source was provided. We observed in the test set for this dataset that source and target label were highly correlated (i.e., a video from Fox, a well-known conservative outlet, was almost always labeled conservative) making it simpler for the model to just assign the source ideology as the target ideology. In Appendix E, we investi-

gate this further by considering edge cases in the test set.

k	Title	Source	Desc.	YouTube Slant	Ad Fontes News	AllSides News
0	✓			0.64	0.69	0.50
0		✓		0.63	0.80	0.88
0			✓	0.56	0.64	0.44
0	✓	✓		0.64	0.78	0.74
0	✓		✓	0.63	0.75	0.55
0		✓	✓	0.59	0.82	0.85
0	✓	✓	✓	0.71	0.86	0.72
4	✓			0.67	0.74	0.55
4	✓	✓		0.73	0.87	0.83
4	✓		✓	0.69	0.80	0.58
4	✓	✓	✓	0.72	0.86	0.82
8	✓			0.68	0.73	0.55
8	✓	✓		0.72	0.87	0.86
8	✓		✓	0.70	0.81	0.59
8	✓	✓	✓	0.71	0.86	0.84
12	✓			0.69	0.74	0.55
12	✓	✓		0.74	0.87	0.87
12	✓		✓	0.71	0.82	0.59
12	✓	✓	✓	0.71	0.87	0.84

Table 3: Ablations on the GPT-4o on the three datasets. Here, k is the number of demonstrations.

B.4 Llama2

Table 4 shows the accuracy of the Llama2 model under different ablations of title, source, and description across the three datasets and varying number of demonstrations k considered. We see that the model performs the best at 4 or fewer demonstrations indicating that more demonstrations leads to a drop in performance likely due to a limited context window. For the YouTube and Ad Fontes news datasets, the model performed best when title, source, and only four demonstrations were provided. The AllSides news dataset showed similar trends as GPT-4o in that the source was sufficient without any demonstrations to achieve the best accuracy.

B.5 Mistral

Table 5 shows the accuracy of the Mistral model under different ablations of title, source, and description across the three datasets and varying number of demonstrations k considered. We see that the model performs the best at zero demonstrations indicating that more demonstrations leads to a drop in performance likely due to a limited context window. For the YouTube and Ad Fontes news datasets, the model performed best when title, source, and description were provided with zero demonstrations. The AllSides news dataset again showed similar

k	Title	Source	Desc.	YouTube Slant	Ad Fontes News	AllSides News
0	✓			0.53	0.49	0.42
0		✓		0.61	0.52	0.82
0			✓	0.52	0.49	0.37
0	✓	✓		0.63	0.57	0.65
0	✓		✓	0.58	0.57	0.46
0		✓	✓	0.48	0.65	0.71
0	✓	✓	✓	0.58	0.69	0.59
4	✓			0.64	0.60	0.54
4	✓	✓		0.68	0.79	0.75
4	✓		✓	0.66	0.68	0.51
4	✓	✓	✓	0.64	0.79	0.68
8	✓			0.60	0.56	0.51
8	✓	✓		0.63	0.76	0.74
8	✓		✓	0.63	0.67	0.52
8	✓	✓	✓	0.60	0.78	0.67
12	✓			0.60	0.60	0.50
12	✓	✓		0.62	0.75	0.72
12	✓		✓	0.58	0.68	0.49
12	✓	✓	✓	0.56	0.78	0.67

Table 4: Ablations on the Llama2 on the three datasets. Here, k is the number of demonstrations.

trends as GPT-4o in that the source was sufficient without any demonstrations to achieve the best accuracy.

k	Title	Source	Desc.	YouTube Slant	Ad Fontes News	AllSides News
0	✓			0.61	0.57	0.44
0		✓		0.61	0.72	0.83
0			✓	0.52	0.59	0.34
0	✓	✓		0.67	0.72	0.71
0	✓		✓	0.62	0.62	0.41
0		✓	✓	0.57	0.73	0.66
0	✓	✓	✓	0.65	0.74	0.58
4	✓			0.61	0.57	0.42
4	✓	✓		0.65	0.73	0.73
4	✓		✓	0.62	0.61	0.44
4	✓	✓	✓	0.63	0.68	0.60
8	✓			0.62	0.59	0.44
8	✓	✓		0.64	0.71	0.73
8	✓		✓	0.63	0.62	0.48
8	✓	✓	✓	0.63	0.68	0.61
12	✓			0.64	0.61	0.44
12	✓	✓		0.66	0.71	0.73
12	✓		✓	0.61	0.63	0.48
12	✓	✓	✓	0.63	0.69	0.61

Table 5: Ablations on the Mistral on the three datasets. Here, k is the number of demonstrations.

C Candidate set size can be smaller

One might argue that the candidate set \mathcal{C} from which demonstrations are selected is similar to the training set used for training supervised models and, thus, a large amount of annotated data is also

required for LLMs. While the size of the candidate set was configured high across all three datasets, we further analyze whether the need for annotated data can be alleviated by considering a smaller candidate set size as well. Specifically, we set the candidate set size to only 500 samples, a fraction of what is generally required to train supervised models. Testing this across all three LLMs and all three datasets in Table 6, we observe that the accuracy is not majorly effected by this change. This is likely because the SET-BSR approach already selects the most optimal demonstrations that maximize coverage.

LLM	YouTube Slant	Ad Fontes News	AllSides News
GPT-4o	0.66	0.74	0.52
Llama2	0.60	0.57	0.50
Mistral	0.63	0.59	0.42

Table 6: Accuracy of the three LLMs across all three datasets with candidate set size $|\mathcal{C}| = 500$ and $k = 8$ demonstrations.

D Balanced demonstration selection is better than random

We experiment with two demonstration selection techniques namely 1) **Random** where the demonstrations are randomly selected from the candidate set and 2) **Balanced BERTScore** where the BERTScore-Recall metric is used to select demonstrations in a label-balanced manner (equal liberal, neutral, and conservative demonstrations). Comparing the performance of Mistral with 8 demonstrations, we see in Table 7 that there is an average increase of 7% in accuracy across the datasets when using Balanced BERTScore selection over random.

Dataset	Random	Balanced BERTScore
YouTube Slant	0.52	0.61
Ad Fontes News	0.49	0.57
AllSides News	0.39	0.42

Table 7: Comparison of random demonstration selection and Balanced BERTScore demonstration selection using Mistral in a 8-shot setting. There is an average increase of 7% in accuracy from random.

E Sources can be misleading

Our prior results showed that providing the source information significantly increases the accuracy. However, not all content from a given source may

share the ideology of the source itself (Haroon et al., 2023), as some liberal articles can come from conservative outlets. To highlight this particular scenario, we identify cases in our test set where the ideology of the article or video is different from the ideology of its source for all three datasets (e.g., a liberal article from Fox News or a conservative article from MSNBC). We rely on AllSides’ media bias chart² for source ideology and map these sources to their corresponding news articles and YouTube videos. We then compare the accuracy of GPT-4o when 1) only title is provided, 2) only source is provided, and 3) both title and source are provided.

Liberal Sources	Conservative Sources
ABC News	Breitbart
Associated Press	CBN
CBC News	Daily Caller
CBS News	Daily Mail
CNN	Daily Wire
Daily Beast	Fox Business
HuffPost	Fox News
Jacobin	New York Post
MSNBC	Newsmax
Mother Jones	The American Conservative
NPR	The American Spectator
Slate	The Blaze
The Atlantic	The Daily Caller
The Guardian	The Epoch Times
The Intercept	The Federalist
The Nation	The Federalist Society
The New York Times	The Post Millennial
The New Yorker	The Washington Free Beacon
Vox	Washington Examiner

Table 8: Liberal and conservative sources considered for the misleading sources experiment.

Table 8 lists the names of the left and right sources identified and mapped to the three datasets. In the YouTube test set, we identified 40 cases where an neutral/conservative article from a liberal source and 21 cases where a liberal/neutral article came from a conservative source. The Ad Fontes news test set had 38 cases of neutral/conservative articles from liberal sources and 11 cases of liberal/neutral articles from conservative sources. Finally, the AllSides news test set had 98 neutral/conservative articles from liberal sources and 0 liberal/neutral articles from conservative sources.

Table 9 reports the accuracy of the LLMs on

²<https://www.allsides.com/media-bias/media-bias-chart>

Non-liberal articles from liberal sources				
Title	Source	YouTube Slant	Ad Fontes News	AllSides News
✓		0.63	0.58	0.49
	✓	0.47	0.38	1.00
✓	✓	0.66	0.70	1.00
Non-conservative articles from conservative sources				
Title	Source	YouTube Slant	Ad Fontes News	AllSides News
✓		0.45	0.57	—
	✓	0.00	0.00	—
✓	✓	0.00	0.52	—

Table 9: Accuracy of GPT-4o on test set where only non-liberal/non-conservative articles were considered from liberal/conservative sources.

these specific test cases for liberal and conservative sources respectively. We see that the LLMs suffer from incorrect classifications when only the source is considered as the ground truth contradicts the ideology of the source. Here, providing the title increases the accuracy significantly especially in the conservative sources where the accuracy on just the source is 0% for the YouTube and Ad Fontes datasets. In fact, providing the title for the YouTube test set in this case still does not improve the accuracy seeing as the model accuracy is still 0%. This suggests that the LLM overtly relies on the source in this case completely disregarding title wherein accuracy on just the title was close to 45%. Similar trends can be seen for the Ad Fontes news test set where the accuracy of source alone was 38% and title was 58%, and both was 70%. We observe that the AllSides news test set still has better performance when the source is provided at a 100%. On closer inspection, we observe that in the test set sampled, there is a high correlation between the source and article ideology which likely leads to such a high performance when source is provided.

F Statistical significances

We use the McNemar test to determine the statistical differences between the accuracies of two specific classifiers. Tables 10, 11, and 12 show the significance values for the models trained on the YouTube Slant, Ad Fontes news, and AllSides news datasets respectively.

G Few-shot results for additional datasets

Figures 3, 4, and 5 show the increases in accuracy across all datasets by increasing the number of shots.

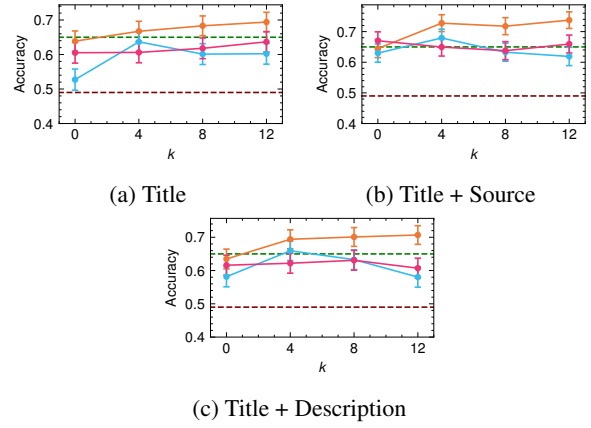


Figure 3: Increases in accuracy across the YouTube dataset by increasing the number of ICL shots.

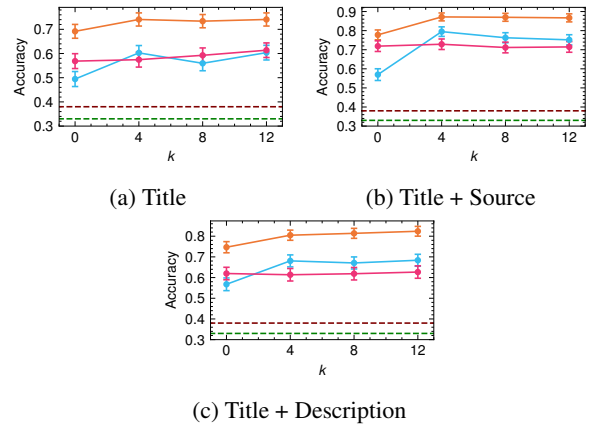


Figure 4: Increases in accuracy across Ad Fontes News dataset by increasing the number of ICL shots.

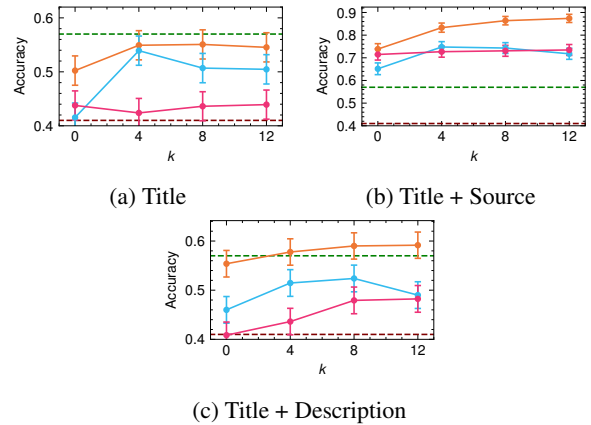


Figure 5: Increases in accuracy across AllSides news dataset by increasing the number of ICL shots.

H Code and Reproducibility

Our code and data used for prompting the models and analyzing the results can be found here: <https://anonymous.4open.science/r/llm-ideology-FC41/>

GPT												Llama						Mistral					
	T	TS	TB	TSB	S	B	SB	T	TS	TB	TSB	S	B	SB	T	TS	TB	TSB	S	B	SB		
GPT	T	—	0.13	0.06	33.06**	0.05	23.58**	8.77**	34.18**	0.21	11.05**	10.75**	2.56	39.32**	62.01**	4.50*	4.21*	2.34	0.39	1.46	46.89**	15.42**	
	TS	0.13	—	0.52	27.95**	0.52	30.99**	13.77**	35.79**	0.69	12.10**	12.30**	4.69*	41.32**	69.72**	4.72*	2.79	3.31	0.04	2.77	53.35**	20.66**	
	TB	0.06	0.52	—	42.29**	0.00	28.96**	10.27**	30.30**	0.06	10.25**	10.16**	2.13	37.80**	65.91**	2.96	5.33*	1.70	0.88	1.07	54.30**	18.06**	
	TSB	33.06**	27.95**	42.29**	—	25.95**	89.19**	67.10**	89.28**	22.45**	59.74**	58.72**	33.34**	96.75**	132.08**	41.44**	7.87**	45.75**	22.90**	29.36**	119.71**	72.90**	
	S	0.05	0.52	0.00	25.95**	—	18.40**	8.13**	28.34**	0.03	7.84**	8.07**	3.54	34.04**	65.24**	2.02	5.47*	0.98	0.76	1.90	38.75**	12.04**	
	B	23.58**	30.99**	28.96**	89.19**	18.40**	—	4.99*	3.06	13.20**	0.96	0.85	5.33*	5.84*	20.22**	5.08*	42.11**	11.61**	29.94**	6.74**	7.38**	0.47	
Llama	SB	8.77**	13.77**	10.27**	67.10**	8.13**	4.99*	—	10.69**	4.56*	0.25	0.30	0.73	15.08**	38.23**	0.48	23.46**	2.41	14.00**	1.43	20.55**	1.47	
	T	34.18**	35.79**	30.30**	89.28**	28.34**	3.06	10.69**	—	37.09**	9.03**	8.62**	16.12**	0.35	6.28*	19.19**	58.08**	23.16**	43.91**	18.64**	0.02	5.61*	
	TS	0.21	0.69	0.06	22.45**	0.03	13.20**	4.56*	37.09**	—	7.81**	8.57**	1.61	35.74**	59.09**	1.75	5.46*	0.56	1.20	0.64	32.53**	9.71**	
	TB	11.05**	12.10**	10.25**	59.74**	7.84**	0.96	0.25	9.03**	7.81**	—	0.00	1.69	15.84**	36.84**	1.71	26.06**	4.14*	16.75**	2.70	10.61**	0.16	
	TSB	10.75**	12.30**	10.16**	58.72**	8.07**	0.85	0.30	8.62**	8.57**	0.00	—	1.92	15.09**	35.27**	1.83	26.38**	4.38*	17.32**	2.98	9.67**	0.11	
	S	2.56	4.69*	2.13	33.34**	3.54	5.33*	0.73	16.12**	1.61	1.69	1.92	—	23.06**	45.22**	0.00	14.49**	0.18	5.32*	0.20	17.86**	3.01	
Mistral	B	39.32**	41.32**	37.80**	96.75**	34.04**	5.84*	15.08**	0.35	35.74**	15.84**	15.09**	23.06**	—	5.76*	21.04**	69.73**	31.29**	53.60**	25.26**	0.14	10.29**	
	SB	62.01**	69.72**	65.91**	132.08**	65.24**	20.22**	38.23**	6.28*	59.09**	36.84**	35.27**	45.22**	5.76*	—	38.22**	92.66**	51.61**	76.55**	48.80**	6.19*	30.08**	
	T	4.50*	4.72*	2.96	41.44**	2.02	5.08*	0.48	19.19**	1.75	1.71	1.83	0.00	21.04**	38.22**	—	18.21**	0.43	7.90**	0.17	19.38**	2.88	
	TS	4.21*	2.79	5.33*	7.87**	5.47*	42.11**	23.46**	58.08**	5.46*	26.06**	26.38**	14.49**	69.73**	92.66**	18.21**	—	13.56**	2.79	11.83**	69.98**	32.90**	
	TB	2.34	3.31	1.70	45.75**	0.98	11.61**	2.41	23.16**	0.56	4.14*	4.38*	0.18	31.29**	51.61**	0.43	13.56**	—	9.75**	0.00	43.68**	8.44**	
	TSB	0.39	0.04	0.88	22.90**	0.76	29.94**	14.00**	43.91**	1.20	16.75**	17.32**	5.32*	53.60**	76.55**	7.90**	2.79	9.75**	—	3.62	68.73**	24.89**	
	S	1.46	2.77	1.07	29.36**	1.90	6.74**	1.43	18.64**	0.64	2.70	2.98	0.20	25.26**	48.80**	0.17	11.83**	0.00	3.62	—	20.30**	4.24*	
	B	46.89**	53.35**	54.30**	119.71**	38.75**	7.38**	20.55**	0.02	32.53**	10.61**	9.67**	17.86**	0.14	6.19*	19.38**	69.98**	43.68**	68.73**	20.30**	—	20.33**	
	SB	15.42**	20.66**	18.06**	72.90**	12.04**	0.47	1.47	5.61*	9.71**	0.16	0.11	3.01	10.29**	30.08**	2.88	32.90**	8.44**	24.89**	4.24*	20.33**	—	

Table 10: Statistical significance values using the McNemar test for the YouTube slant dataset. T is Title, S is Source, and B is Body. ** if $p < 0.01$ and * if $p < 0.05$.

GPT										Llama					Mistral					
T	TS	TB	TSB	S	B	SB	T	TS	TB	TSB	S	B	SB	T	TS	TB	TSB	S	B	SB
T	—	34.40**	20.11**	449.51**	188.99**	377.91**	96.77**	32.68**	38.90**	224.78**	66.33**	47.50**	172.07**	51.50**	2.29	18.13**	288.68**	232.80**	135.35**	287.96**
TS	34.40**	—	6.67**	435.86**	328.99**	362.25**	200.31**	132.25**	140.91**	218.99**	60.72**	42.21**	163.93**	136.48**	19.91**	82.16**	265.40**	231.29**	113.12**	264.55**
TB	20.11**	6.67**	—	440.16**	173.22**	374.56**	163.22**	81.73**	103.88**	233.55**	68.50**	50.77**	176.20**	104.43**	3.12	62.26**	283.78**	240.87**	128.75**	283.02**
TSB	259.15**	373.77**	318.02**	—	24.89**	15.45**	68.03**	125.03**	124.95**	107.43**	249.53**	286.51**	146.23**	130.00**	286.31**	175.39**	83.12**	75.74**	204.39**	74.29**
S	253.85**	372.88**	325.06**	24.89**	—	4.88**	73.52**	136.62**	132.00**	36.33**	186.29**	197.09**	72.16**	134.29**	293.99**	177.19**	12.26**	33.39**	93.04**	14.84**
B	199.10**	272.44**	239.34**	61.13**	—	91.51**	28.50**	61.03**	65.13**	7.92**	20.40**	40.57**	0.19	75.61**	192.91**	120.69**	33.56**	13.44**	8.85**	33.00**
SB	245.87**	363.62**	310.64**	15.45**	4.88**	91.51**	64.08**	121.96**	118.26**	51.81**	201.48**	222.84**	96.82**	127.00**	283.93**	168.95**	24.57**	44.52**	124.66**	31.57**
T	96.77**	200.31**	163.22**	433.77**	350.42**	375.46**	—	21.99**	21.16**	236.90**	72.80**	54.29**	180.28**	18.25**	138.91**	40.15**	276.51**	263.02**	114.96**	266.27**
TS	32.68**	132.25**	81.73**	475.86**	395.04**	413.03**	21.99**	—	0.00	274.00**	103.51**	75.98**	215.70**	0.00	85.23**	5.80**	299.13**	317.34**	131.29**	295.40**
TB	38.99**	140.91**	103.88**	468.49**	379.28**	400.96**	21.16**	0.00	—	271.24**	99.85**	76.18**	220.90**	0.00	81.82**	8.23**	299.39**	307.37**	133.30**	297.66**
TSB	252.24**	383.38**	327.86**	107.43**	36.33**	7.92**	79.93**	148.70**	144.11**	—	78.32**	130.33**	12.27**	136.57**	313.88**	184.20**	7.11**	2.32	28.24**	5.32**
S	262.93**	399.75**	341.51**	249.53**	186.29**	201.48**	96.50**	180.50**	174.87**	78.32**	—	2.49	46.08**	160.35**	341.84**	201.12**	102.45**	121.28**	7.80**	103.54**
B	260.62**	393.63**	345.41**	286.51**	197.09**	222.84**	107.51**	190.68**	185.48**	130.33**	2.49	—	88.67**	164.74**	343.47**	215.15**	147.84**	126.48**	23.21**	135.88**
SB	265.39**	390.41**	337.63**	146.23**	72.16**	96.82**	89.64**	161.96**	160.99**	12.27**	46.08**	88.67**	—	153.62**	325.90**	201.51**	27.24**	18.31**	8.15**	27.36**
T	51.50**	136.48**	104.43**	451.99**	360.36**	400.83**	18.25**	0.00	0.00	237.93**	79.88**	57.59**	186.23**	—	86.05**	9.88**	282.52**	272.88**	131.00**	295.80**
TS	2.29	19.91**	3.12	465.55**	366.27**	401.68**	138.91**	85.23**	81.82**	249.35**	84.57**	60.26**	194.64**	86.05**	—	33.00**	295.92**	276.45**	131.27**	291.16**
TB	18.13**	82.16**	62.26**	453.61**	187.09**	393.63**	40.15**	5.80**	8.23**	240.67**	76.52**	59.10**	191.91**	9.88**	33.00**	—	295.82**	255.13**	143.73**	299.24**
TSB	240.52**	343.16**	295.33**	83.12**	12.26**	24.57**	56.78**	104.94**	107.75**	7.11**	102.45**	147.84**	27.24**	113.84**	263.56**	161.16**	—	0.71	74.25**	0.02
S	270.72**	411.28**	350.63**	75.74**	33.39**	13.44**	97.52**	180.09**	169.62**	2.32	121.28**	126.48**	18.31**	163.77**	345.38**	205.33**	0.71	—	32.63**	0.51
B	195.26**	276.06**	247.61**	204.39**	93.04**	124.66**	29.48**	64.62**	69.14**	28.24**	7.80**	23.21**	8.15**	77.65**	203.68**	125.25**	74.25**	32.63**	—	77.30**
SB	219.47**	317.90**	275.13**	74.29**	14.84**	33.00**	47.58**	94.93**	95.66**	5.32**	103.54**	135.88**	27.36**	104.22**	243.56**	146.45**	0.02	0.51	77.30**	—

Table 11: Statistical significance values using the McNemar test for the AdFontes news dataset. T is Title, S is Source, and B is Body. ** if $p < 0.01$ and * if $p < 0.05$.

GPT												Llama												Mistral																																																																																															
T				TS				TB				TSB				S				B				T				TS				TB				TSB				S				B				SB																																																																							
T				TS				TB				TSB				S				B				T				TS				TB				TSB				S				B				SB																																																																							
TS				277.85**				32.27**				255.80**				437.95**				16.75**				383.38**				23.89**				60.47**				6.33*				25.05**				280.54**				48.25**				141.66**				17.31**				186.27**				47.23**				33.34**				339.27**				106.59**				99.26**																																							
TB				195.62**				—				3.90*				139.76**				316.95**				94.82**				258.18**				26.08**				212.25**				81.25**				28.02**				301.64**				3.96				272.09**				4.23*				357.08**				139.18**				62.00**				448.55**				43.41**																																							
TSB				32.27**				195.62**				192.83**				359.77**				74.74**				311.69**				56.81**				26.50**				30.13**				3.88*				212.64**				91.74**				84.88**				52.94**				118.53**				107.43**				4.20*				262.49**				184.46**				49.97**																																							
GPT				32.27**				195.62**				192.83**				359.77**				74.74**				311.69**				56.81**				26.50**				30.13**				3.88*				212.64**				91.74**				84.88**				52.94**				118.53**				107.43**				4.20*				262.49**				184.46**				49.97**																																							
S				347.95**				139.76**				150.75**				—				518.92**				27.23**				483.83**				187.55**				434.56**				284.06**				20.53**				150.78**				251.42**				149.24**				342.79**				324.18**				57.02**				73.86**				437.54**				263.31**																																							
B				16.75**				316.95**				74.74**				518.92**				—				480.17**				2.13				97.45**				0.63				57.42**				381.03**				15.78**				215.47**				0.13				239.73**				6.63*				81.30**				425.04**				67.27**				202.21**																																							
SB				383.38**				94.82**				109.80**				27.23**				480.17**				—				441.13**				150.71**				393.49**				243.99**				7.00**				508.99**				119.71**				437.53**				109.73**				505.97**				279.39**				21.33**				61.91**				229.59**																																							
T				23.89**				56.81**				240.60**				483.83**				2.13				441.13**				—				247.06**				12.31**				132.97**				427.63**				7.13**				249.42**				2.17				260.91**				81.30**				412.93**				14.41**				145.35**																																											
TS				60.47**				26.08**				17.80**				187.55**				97.45**				150.71**				247.06**				—				164.01**				24.63**				106.58**				224.01**				12.95**				162.56**				17.64**				151.72**				16.56**				119.78**				203.03**				0.07																																							
TSB				32.27**				195.62**				192.83**				359.77**				74.74**				311.69**				56.81**				26.50**				30.13**				3.88*				212.64**				91.74**				84.88**				52.94**				118.53**				107.43**				4.20*				262.49**				184.46**				49.97**																																							
Llama				32.27**				195.62**				192.83**				359.77**				74.74**				311.69**				56.81**				26.50**				30.13**				3.88*				212.64**				91.74**				84.88**				52.94**				118.53**				107.43**				4.20*				262.49**				184.46**				49.97**																																							
S				280.54**				28.02**				20.53**				381.03**				7.00**				150.71**				437.53**				106.58**				356.14**				192.01**				510.90**				—				192.01**				356.14**				75.61**				71.34**				108.30**				20.37**				204.32**				108.30**				151.72**				16.56**				17.31**				186.27**				47.23**				33.34**				339.27**				106.59**				99.26**			
B				48.25**				3.96				139.76**				316.95**				94.82**				94.82**				258.18**				26.08**				212.25**				81.25**				28.02**				301.64**				3.96				272.09**				4.23*				357.08**				139.18**				62.00**				448.55**				43.41**																																							
TS				23.89**				56.81**				240.60**				483.83**				2.13				441.13**				—				247.06**				12.31**				132.97**				427.63**				7.13**				249.42**				2.17				260.91**				81.30**				412.93**				14.41**				145.35**																																											
TSB				32.27**				195.62**				192.83**				359.77**				74.74**				311.69**				56.81**				26.50**				30.13**				3.88*				212.64**				91.74**				84.88**				52.94**				118.53**				107.43**				4.20*				262.49**				184.46**				49.97**																																							
S				280.54**				28.02**				20.53**				381.03**				7.00**				150.71**				437.53**				106.58**				356.14**				192.01**				510.90**				—				192.01**				356.14**				75.61**				71.34**				108.30**				20.37**				204.32**				108.30**				151.72**				16.56**				17.31**				186.27**				47.23**				33.34**				339.27**				106.59**				99.26**			
B				48.25**				3.96				139.76**				316.95**				94.82**				94.82**				258.18**				26.08**				212.25**				81.25**				28.02**				301.64**				3.96				272.09**				4.23*				357.08**				139.18**				62.00**				448.55**				43.41**																																							
TS				23.89**				56.81**				240.60**				483.83**				2.13				441.13**				—				247.06**				12.31**				132.97**				427.63**				7.13**				249.42**				2.17				260.91**				81.30**				412.93**				14.41**				145.35**																																											
TSB				32.27**				195.62**				192.83**				359.77**				74.74**				311.69**				56.81**				26.50**				30.13**				3.88*				212.64**				91.74**				84.88**				52.94**				118.53**				107.43**				4.20*				262.49**				184.46**				49.97**																																							
Llama				32.27**				195.62**				192.83**				359.77**				74.74**				311.69**				56.81**				26.50**				30.13**				3.88*				212.64**				91.74**				84.88**				52.94**				118.53**				107.43**				4.20*				262.49**				184.46**				49.97**																																							
S				280.54**				28.02**				20.53**				381.03**				7.00**				150.71**				437.53**				106.58**				356.14**				192.01**				510.90**				—				192.01**				356.14**				75.61**				71.34**				108.30**				20.37**				204.32**				108.30**				151.72**				16.56**				17.31**				186.27**				47.23**				33.34**				339.27**				106.59**				99.26**			
B				48.25**				3.96				139.76**				316.95**				94.82**				94.82**				258.18**				26.08**				212.25**				81.25**				28.02**				301.64**				3.96				272.09**				4.23*				357.08**				139.18**				62.00**				448.55**				43.41**																																							
TS				23.89**				56.81**				240.60**				483.83**				2.13				441.13**				—				247.06**				12.31**				132.97**				427.63**				7.13**				249.42**				2.17				260.91**				81.30**				412.93**				14.41**				145.35**																																											
TSB				32.27**				195.62**				192.83**				359.77**				74.74**				311.69**				56.81**				26.50**				30.13**				3.88*				212.64**				91.74**				84.88**				52.94**				118.53**				107.43**				4.20*				262.49**				184.46**				49.97**																																							
S				280.54**				28.02**				20.53**				381.03**				7.00**				150.71**				437.53**				106.58**				356.14**				192.01**				510.90**				—				192.01**				356.14**				75.61**				71.34**				108.30**				20.37**				204.32**				108.30**				151.72**				16.56**				17.31**				186.27**				47.23**				33.34**				339.27**				106.59**				99.26**			
B				48.25**				3.96				139.76**				316.95**				94.82**				94.82**				258.18**				26.08**				212.25**				81.25**				28.02**				301.64**				3.96				272.09**				4.23*				357.08**				139.18**				62.00**				448.55**				43.41**																																							
TS				23.89**				56.81**				240.60**				483.83**				2.13				441.13**				—				247.06**				12.31**				132.97**				427.63**				7.13**				249.42**				2.17				260.91**				81.30**				412.93**				14.41**				145.35**																																											
TSB				32.27**				195.62**				192.83**				359.77**				74.74**				311.69**				56.81**				26.50**				30.13**				3.88*				212.64**				91.74**				84.88**				52.94**				118.53**				107.43**				4.20*				262.49**				184.46**				49.97**																																							
Llama				32.27**				195.62**				192.83**				359.77**				74.74**				311.69**				56.81**				26.50**				30.13**				3.88*				212.64**				91.74**				84.88**				52.94**				118.53**				107.43**				4.20*				262.49**				184.46**				49.97**																																							
S				280.54**				28.02**				20.53**				381.03**				7.00**				150.71**				437.53**				106.58**				356.14**				192.01**				510.90**				—				192.01**				356.14**				75.61**				71.34**				108.30**				20.37**				204.32**				108.30**				151.72**				16.56**				17.31**				186.27**				47.23**				33.34**				339.27**				106.59**				99.26**			
B				48.25**				3.96				139.76**				316.95**				94.82**				94.82**				258.18**				26.08**				212.25**				81.25**				28.02**				301.64**				3.96				272.09**				4.23*				357.08**				139.18**				62.00**				448.55**				43.41**																																							
TS				23.89**				56.81**				240.60**				483.83**				2.13				441.13**				—				247.06**				12.31**				132.97**				427.63**				7.13**				249.42**				2.17				260.91**				81.30**				412.93**				14.41**				145.35**																																											
TSB				32.27**				195.62**				192.83**				359.77**				74.74**				311.69**				56.81**				26.50**				30.13**				3.88*				212.64**				91.74**				84.88**				52.94**				118.53**				107.43**				4.20*				262.49**				184.46**				49.97**																																							
S				280.54**				28.02**				20.53**				381.03**				7.00**				150.71**				437.53**				106.58**				356.14**				192.01**				510.90**				—				192.01**				356.14**				75.61**				71.34**				108.30**				20.37**				204.32**				108.30**				151.72**				16.56**				17.31**				186.27**				47.23**				33.34**				339.27**				106.59**				99.26**			
B				48.25**				3.96				139.76**				316.95**				94.82**				94.82**				258.18**				26.08**				212.25**				81.25**				28.02**				301.64**				3.96				272.09**				4.23*				357.08**				139.18**				62.00**				448.55**				43.41**																																							
TS				23.89**				56.81**				240.60**				483.83**				2.13				441.13**				—				247.06**				12.31**				132.97**				427.63**				7.13**				249.42**				2.17				260.91**				81.30**				412.93**				14.41**				145.35**																																											
TSB				32.27**				195.62**				192.83**				359.77**				74.74**				311.69**				56.81**				26.50**				30.13**				3.88*				212.64**				91.74**				84.88**				52.94**				118.53**				107.43**				4.20*				262.49**				184.46**				49.97**																																							
Llama				32.27**				195.62**				192.83**				359.77**				74.74**				311.69**				56.81**				26.50**				30.13**				3.88*				212.64**				91.74**				84.88**				52.94**				118.53**				107.43**				4.20*				262.49**				184.46**				49.97**																																							
S				280.54**				28.02**				20.53**				381.03**				7.00**				150.71**				437.53**				106.5																																																																																							