

No-prior Bayesian inference reIMagined: probabilistic approximations of inferential models

Ryan Martin*

March 26, 2025

Abstract

When prior information is lacking, the go-to strategy for probabilistic inference is to combine a “default prior” and the likelihood via Bayes’s theorem. Objective Bayes, (generalized) fiducial inference, etc. fall under this umbrella. This construction is natural, but the corresponding posterior distributions generally only offer limited, approximately valid uncertainty quantification. The present paper takes a reimagined approach offering posterior distributions with stronger reliability properties. The proposed construction starts with an inferential model (IM), one that takes the mathematical form of a data-driven possibility measure and features exactly valid uncertainty quantification, and then returns a so-called inner probabilistic approximation thereof. This inner probabilistic approximation inherits many of the original IM’s desirable properties, including credible sets with exact coverage and asymptotic efficiency. The approximation also agrees with the familiar Bayes/fiducial solution obtained in applications where the model has a group transformation structure. A Monte Carlo method for evaluating the probabilistic approximation is presented, along with numerical illustrations.

Keywords and phrases: Confidence distribution; credal set; fiducial inference; p-value; possibility theory; relative likelihood; validity.

1 Introduction

The program in which science advances by formulating what’s currently known, however vague or incomplete that might be, as prior beliefs and then applying a normative procedure to update those prior beliefs in light of new data is natural and deeply rooted in all of us who’ve studied probability and statistics. Despite its appeal, this program is challenging to implement for several reasons, not the least of which is that genuine prior information is rarely available, hence no particular formulation of prior beliefs is warranted. Brad Efron, in his presentation at the 2016 Joint Statistical Meetings in Chicago, said that “scientists like to work on new problems,” meaning that there’s often no history or experience to draw from in order to build a meaningful prior distribution. For similar reasons, Efron (2013) stated more formally that “...the most important unresolved problem in statistical inference is the use of Bayes theorem in the absence of prior

*Department of Statistics, North Carolina State University, rgmarti3@ncsu.edu

information.” The present paper offers new insights, theory, and methodology with the ambitious goal of resolving this most important unresolved problem.

Fisher (1933, 1935a,b) and his fiducial argument was the first proposed solution to the above problem, making “a bold attempt to make the Bayesian omelet without breaking the Bayesian egg” (Savage 1961); see Zabell (1992) for an excellent survey. The consensus is that Fisher’s solution failed, but even his “biggest blunder” (Efron 1998) had a major impact, inspiring fundamental advances such as confidence limits (Neyman 1941), imprecise probability (Dempster 1966), and new proposed solutions, including generalized fiducial inference (Hannig et al. 2016; Murph et al. 2021), confidence distributions (Cox 2006; Schweder and Hjort 2016; Thornton and Xie 2020; Xie and Singh 2013), and objective/non-informative Bayes (Berger 2006; Berger et al. 2009; Jeffreys 1946; Kass and Wasserman 1996). In what follows, to keep terminology simple, I’ll (inaccurately) refer to all of these approaches as *no-prior Bayes solutions*.

A difficulty with Bayesian-like probabilistic inference in this no-prior setting concerns the interpretation of the posterior probabilities themselves. When genuine prior information is available, then the Bayesian posterior probabilities are the unique coherent updates of prior beliefs given the observed data. But when there’s no prior beliefs to update, and a default prior is used in its place, of course the aforementioned “updating” interpretation disappears and, consequently, it’s unclear if the corresponding posterior distribution is meaningful at all. Indeed, “[Bayes’s formula] does not create real probabilities from hypothetical probabilities” (Fraser 2014) and, put a bit more forcefully,

...any serious mathematician would surely ask how you could use [Bayes’s theorem] with one premise missing by making up an ingredient and thinking that the conclusions of the [theorem] were still available. (Fraser 2011b)

Fortunately, coherent updating of prior beliefs isn’t necessary for a posterior to have belief-forming inferential weight. But making this case requires, first, defining what it takes for a framework to have belief-forming inferential weight and, second, demonstrating that a proposed framework meets this requirement. To me, the only way forward is to demonstrate that the posterior probabilities are *reliable*, i.e., it’s a demonstrably rare event that the posterior assigns high (resp. low) probabilities to assertions about the unknown that are false (resp. true). The advantage of such a requirement is that the belief-forming inferential weight is inherited from Fisher’s inductive logic: if, e.g., assigning high probability to a false assertion is a rare event and, in the application at hand, the assertion is assigned high probability, then it’s safe to infer that the assertion is true because rare events effectively don’t happen. No-prior Bayes solutions often have some form of reliability, but the *false confidence theorem* (Balch et al. 2019) says that none have the strong reliability property I just described; see, also, Martin (2019, 2024b) and Section 2 below. Since no-prior Bayes solutions can’t offer reliable belief assignments, there’s motivation to look beyond these existing approaches.

An alternative to these probabilistic approaches is the *inferential model* (IM) framework (e.g., Martin 2022b, 2024a; Martin and Liu 2013, 2015a), which returns a data-dependent possibility measure offering reliable uncertainty quantification about unknown parameters. Further details and references about possibility measures and the specific IM construction are given in Section 2 below. Importantly, my proposed shift from probabilistic to possibilistic uncertainty quantification facilitates strong reliability and, among

other things, this strong reliability implies the usual frequentist error rate control without giving up on the fully conditional Bayesian-like reasoning.

Despite the obvious benefits, I'm under no delusion that statisticians will abandon probabilistic inference in favor of possibilistic IMs in the near future. But that doesn't mean IMs have to wait for the distant future to make a contribution. The “reIMagined” approach I'm proposing here starts with the provably reliable possibilistic IM and then reads off and returns an *inner probabilistic approximation* as a novel no-prior Bayes solution. As I'll demonstrate below, the proposed inner probabilistic approximation inherits some—but necessarily not all—of the original possibilistic IM's strong reliability properties: in particular, the corresponding credible sets for the full parameter are exact confidence sets. There's just only so much that can be achieved by constructing default priors and checking if the corresponding posterior distributions are reliable. This motivates a new approach, and my suggestion is to prioritize the reliability properties and directly construct a data-dependent probability that has those desired properties.

The remainder of the paper is organized as follows. Some brief background on possibility theory and possibilistic IMs is presented in Section 2. A characterization of the possibilistic IM's credal set is presented in Section 3, which is then used to define the corresponding inner probabilistic approximation. Various properties of the proposed inner probabilistic approximation are developed in Section 4, including a correspondence with the familiar no-prior Bayes solutions in models that feature a group-theoretic invariance property and a version of the celebrated Bernstein–von Mises theorem that establishes its asymptotic efficiency. A strategy for (approximately) computing the IM's inner probabilistic approximation is presented in Section 5 and a new, valid, and efficient solution to the technically challenging and practically relevant Behrens–Fisher problem is presented in Section 6. Some concluding remarks are given in Section 7 and the appendices contain some additional technical details and illustrations.

2 Background

2.1 Possibility theory

Possibility measures (e.g., Dubois and Prade 1988) are among the simplest forms of imprecise probability, closely linked to fuzzy set theory (e.g., Zadeh 1978) and Dempster–Shafer theory (e.g., Shafer 1976, 1987). Some applications in statistics are described in Dubois (2006), and below I'll mention one possibility-theoretic approach to statistical inference that has a long history. Probability and possibility theory differ philosophically and mathematically, but here I'll only briefly discuss the latter; for a discussion of the former, the presentation in Shackle (1961) is clear and compelling.

The mathematical differences between probability and possibility theory can be succinctly summarized as follows: optimization is to possibility theory what integration is to probability theory. That is, a possibility measure $\bar{\Pi}$ defined on a space \mathbb{Z} is determined by a function $\pi : \mathbb{Z} \rightarrow [0, 1]$ with the property that $\sup_{z \in \mathbb{Z}} \pi(z) = 1$. This function is called the *possibility contour* and the supremum-equals-1 property is a normalization condition analogous to the familiar integral-equals-1 property of probability densities. Then the possibility measure is determined by optimizing its contour, i.e., $\bar{\Pi}(A) = \sup_{z \in A} \pi(z)$, for any $A \subseteq \mathbb{Z}$, just like a probability measure is determined by integrating its density.

The different calculus has a number of implications. Of particular relevance for the developments in this paper is that the aforementioned supremum-equals-1 normalization condition ensures that $\bar{\Pi}$ is a coherent upper probability (e.g., De Cooman 1997; De Cooman and Aeyels 1999; Walley 1997) in the spirit of Walley (1991) and others. Among other things, this means that $\bar{\Pi}$ determines a non-empty (closed and convex) set of ordinary probabilities that it dominates:

$$\mathcal{C}(\bar{\Pi}) = \{\mathbf{Q} \in \text{probs}(\mathbb{Z}) : \mathbf{Q}(H) \leq \bar{\Pi}(H) \text{ for all measurable } H\}, \quad (1)$$

where $\text{probs}(\mathbb{Z})$ is the set of probabilities supported on (the Borel σ -algebra of measurable subsets of) \mathbb{Z} . The set $\mathcal{C}(\bar{\Pi})$ is called the *credal set* and all (coherent) upper probabilities have one. Aside from being relatively simple, a key advantage to possibilistic uncertainty quantification is that the associated credal set has a statistically oriented characterization, which is important for the statistical developments below.

2.2 Possibilistic IMs

Consider a model $\{\mathbf{P}_\theta : \theta \in \mathbb{T}\}$ consisting of probability distributions supported on a sample space \mathbb{X} , with parameter space \mathbb{T} . Suppose that the observable data X , taking values in \mathbb{X} , is a sample from the distribution \mathbf{P}_Θ , where $\Theta \in \mathbb{T}$ is the unknown/uncertain “true value.” Prior information about Θ is assumed to be vacuous. The model and observed data $X = x$ determine a relative likelihood function

$$R(x, \theta) = \frac{p_\theta(x)}{\sup_{\theta} p_\theta(x)}, \quad \theta \in \mathbb{T}.$$

I will assume throughout that the denominator is finite for almost all x .

The relative likelihood defines a possibility contour, i.e., a non-negative function such that $\sup_{\theta} R(x, \theta) = 1$ for almost all x . This contour determines a possibility measure that can be used for data-driven uncertainty quantification about Θ , which has been extensively studied in (e.g., Denceux 2006, 2014; Shafer 1982; Wasserman 1990a). This likelihood-driven possibility has a number of desirable properties. What it lacks, however, is a justification for why the “possibilities” assigned to hypotheses about Θ have belief-forming inferential weight. Fortunately, it’s straightforward to achieve the desired goal by “validifying” (Martin 2022a) the relative likelihood; see, also, Martin (2015, 2018). This amounts to applying a version of the probability-to-possibility transform (e.g., Dubois et al. 2004; Hose 2022), and the result is the possibilistic IM’s contour function:

$$\pi_x(\theta) = \mathbf{P}_\theta\{R(X, \theta) \leq R(x, \theta)\}, \quad \theta \in \mathbb{T}. \quad (2)$$

The corresponding possibility measure is defined via optimization as

$$\bar{\Pi}_x(H) = \sup_{\theta \in H} \pi_x(\theta), \quad H \subseteq \mathbb{T}. \quad (3)$$

An illustration of what a typical contour π_x looks like is shown in Figure 1.

As in Section 1, an essential feature of this IM construction is its *validity* property:

$$\sup_{\Theta \in \mathbb{T}} \mathbf{P}_\Theta\{\pi_X(\Theta) \leq \alpha\} \leq \alpha, \quad \alpha \in [0, 1]. \quad (4)$$

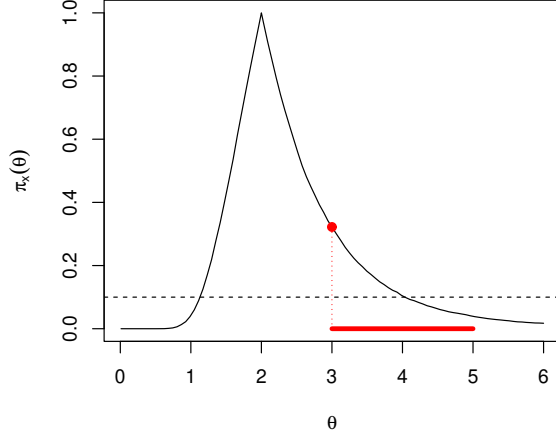


Figure 1: Illustration of a typical possibility contour $\theta \mapsto \pi_x(\theta)$ and how the possibility measure $\bar{\Pi}_x$ is determined from it. Here, the hypothesis H is the interval $[3, 5]$ and the maximum value $\bar{\Pi}_x(H)$ on contour is highlighted. Horizontal dashed line at $\alpha = 0.1$ determines the 90% confidence interval $C_{0.1}(x)$ in (5).

This has a number of important consequences. First, (4) immediately implies that the upper α level set of the possibility contour,

$$C_\alpha(x) = \{\theta \in \mathbb{T} : \pi_x(\theta) \geq \alpha\}, \quad \alpha \in [0, 1], \quad (5)$$

is a $100(1 - \alpha)\%$ confidence set, i.e., $\sup_{\Theta \in \mathbb{T}} \mathbb{P}_\Theta\{C_\alpha(X) \not\supseteq \Theta\} \leq \alpha$. Figure 1 gives a depiction of $C_\alpha(x)$, with $\alpha = 0.1$. Second, from (3) and (4),

$$\sup_{\Theta \in H} \mathbb{P}_\Theta\{\bar{\Pi}_X(H) \leq \alpha\} \leq \alpha, \quad \alpha \in [0, 1], \quad H \subseteq \mathbb{T}. \quad (6)$$

In words, a valid IM assigns possibility $\leq \alpha$ to true hypotheses at rate $\leq \alpha$ as a function of data Z . This gives the IM its “inferential weight”—(6) implies that $\bar{\Pi}_x(H)$ is not expected to be small when H is true, so one is inclined to doubt the truthfulness of a hypothesis H if $\bar{\Pi}_x(H)$ is small, and the strength of this inclination is determined by the magnitude of $\bar{\Pi}_x(H)$. This of course can be turned into a formal test procedure with frequentist error rate guarantees: by (6), the test “reject H if $\bar{\Pi}_x(H) \leq \alpha$ ” controls the Type I error probability at level α . Third, the above property ensures that the possibilistic IM is safe from false confidence (Balch et al. 2019; Martin 2019, 2024b), unlike default-prior Bayes and fiducial solutions. Further insights about IMs are presented in Appendix A.

The IM output is a coherent imprecise probability and, consequently, there is an associated (non-empty) credal set, $\mathcal{C}(\bar{\Pi}_x)$ as in (1). The members of $\mathcal{C}(\bar{\Pi}_x)$, which I’ll denote by \mathbf{Q}_x , depend on x because $\bar{\Pi}_x$ does, but need not correspond to Bayesian posterior distributions under any prior. Fortunately, an interpretation can be given to the members of $\mathcal{C}(\bar{\Pi}_x)$, and this is key to my developments in Section 3.

3 Inner probabilistic approximations

A well-known characterization (e.g., Couso et al. 2001; Destercke and Dubois 2014) of the credal set for general possibility measures applied to the present case says

$$\mathbf{Q}_x \in \mathcal{C}(\bar{\Pi}_x) \iff \mathbf{Q}_x\{C_\alpha(x)\} \geq 1 - \alpha \text{ for all } \alpha \in [0, 1], \quad (7)$$

where $C_\alpha(x)$ is as defined in (5) with π_x the contour corresponding to $\bar{\Pi}_x$. Validity of the IM implies that $C_\alpha(x)$ is a $100(1 - \alpha)\%$ confidence set, so, since the elements \mathbf{Q}_x in the credal set assign at least probability $1 - \alpha$ to the $100(1 - \alpha)\%$ confidence set $C_\alpha(x)$, there’s good reason to call these elements *confidence distributions*. This definition of confidence distributions agrees with that given in Taraldsen (2021) and generalizes those commonly found in the statistics literature (Cunen et al. 2020; Schweder and Hjort 2013; Xie and Singh 2013) that—for reasons discussed in Section 4.3—focus mainly on scalar parameters and the corresponding univariate confidence distributions. This connection between confidence distributions and the credal set associated with the possibilistic IM was first made in Martin (2023a), and I’ll revisit the specific results in Section 4.1.

Refinements to the characterization in (7) can be given. For example, Wasserman (1990b, Theorem 2.1) characterizes the credal set associated with a belief function as a collection of suitable mixture distributions. The result below gives a similar mixture characterization but for general possibility measures, including for the IM output $\bar{\Pi}_x$.

Theorem 1 (Martin 2025). *Let π_x be the contour associated with the possibility measure $\bar{\Pi}_x$, and set $C_\alpha(x) = \{\theta : \pi_x(\theta) \geq \alpha\}$ as in (5). Then $\mathbf{Q}_x \in \mathcal{C}(\bar{\Pi}_x)$ if and only if*

$$\mathbf{Q}_x(\cdot) = \int_0^1 \mathbf{K}_x^\beta(\cdot) \mathbf{M}_x(d\beta), \quad (8)$$

for some Markov kernel \mathbf{K}_x^β , fully supported on $C_\beta(x)$, i.e., $\mathbf{K}_x^\beta\{C_\beta(x)\} = 1$ for each $\beta \in [0, 1]$ and some probability measure \mathbf{M}_x on $[0, 1]$ such that a random variable with distribution \mathbf{M}_x is stochastically no smaller than $\text{Unif}(0, 1)$.

A relevant question is if there exists a distinguished member \mathbf{Q}_x^* of $\mathcal{C}(\bar{\Pi}_x)$ such that equality on the right-hand side of (7) is achieved for each α , i.e.,

$$\mathbf{Q}_x^*\{C_\alpha(x)\} = 1 - \alpha, \quad \text{for all } \alpha \in [0, 1]. \quad (9)$$

Such a \mathbf{Q}_x^* is called the *inner probabilistic approximation* of the possibility measure $\bar{\Pi}_x$ (Dubois et al. 2004). Note that $C_\alpha(x)$ in (5) is a $100(1 - \alpha)\%$ credible set associated with an inner probabilistic approximation \mathbf{Q}_x^* and, since the IM’s validity property implies that it’s also a $100(1 - \alpha)\%$ confidence set, it follows that \mathbf{Q}_x^* exactly—not just asymptotically—achieves the “probability matching” property (e.g., Datta and Ghosh 1995; Staicu and Reid 2008) desired of no-prior Bayes solutions. That is, the \mathbf{Q}_x^* -credible sets are also confidence sets, by definition/construction.

What does it take to satisfy (9)? From the characterization (8) in Theorem 1, it is relatively easy to see that equality in (9) amounts to a choice of kernel \mathbf{K}_x^β that is fully supported on $\partial C_\beta(x)$, the boundary of $C_\beta(x)$, and marginal $\mathbf{M}_x = \text{Unif}(0, 1)$. How the kernel allocates its mass to $\partial C_\beta(x)$ isn’t determined by the equality in (9), hence the inner

probabilistic approximation of $\bar{\Pi}_x$ isn't unique. But the sets $C_\beta(x)$ are typically bounded, i.e., contained in a compact subset of \mathbb{T} ; in fact, when the sample size is moderate to large, they're approximately ellipsoids (Section 4.2). So, in such cases, choosing the kernel \mathbf{K}_x^β to be a uniform distribution on $\partial C_\beta(x)$ is quite natural—and consistent with both the maximum entropy principle (e.g., Bernardo and Smith 1994; Cover and Thomas 2006) and the indifference principle (e.g., Jaynes 2003; Keynes 1921).

To summarize, my proposed inner probabilistic approximation \mathbf{Q}_x^* of the possibilistic IM is a uniform mixture of uniform distributions. More specifically, a sample $(\Theta \mid x) \sim \mathbf{Q}_x^*$ can be drawn via the following two steps:

1. sample $A \sim \text{Unif}(0, 1)$, and
2. sample $(\Theta \mid x, A) \sim \mathbf{K}_x^A := \text{Unif}\{\partial C_A(x)\}$.

Step 2 is far simpler to state than it is to actually carry out, and I'll discuss how this challenge can be addressed—at least approximately—in Section 5.

4 Properties

4.1 Agrees with Bayes in group invariant models

Let \mathcal{G} denote a group of transformations from \mathbb{X} to \mathbb{X} , with function composition \circ as the binary operation. As is customary, I'll write gx for the image of $x \in \mathbb{X}$ under transformation $g \in \mathcal{G}$; and if g_1 and g_2 are two group elements, then $g_1 \circ g_2$ denotes their composition. Since \mathcal{G} is a group, it's associative, i.e., $g_1 \circ (g_2 \circ g_3) = (g_1 \circ g_2) \circ g_3$ for all $g_1, g_2, g_3 \in \mathcal{G}$, it contains the identity transformation e , and for every $g \in \mathcal{G}$, there exists an inverse $g^{-1} \in \mathcal{G}$ such that $g \circ g^{-1} = g^{-1} \circ g = \text{identity}$. Examples of transformation groups include translation, scaling, rotation, permutation, etc.

The group \mathcal{G} connects to the statistical model as follows. Suppose that, for each $g \in \mathcal{G}$ and each $\theta \in \mathbb{T}$, there exists a corresponding $\bar{g}\theta \in \mathbb{T}$ such that

$$\mathbf{P}_\theta(gX \in \cdot) = \mathbf{P}_{\bar{g}\theta}(X \in \cdot), \quad (\theta, g) \in \mathbb{T} \times \mathcal{G}. \quad (10)$$

For example, if the distribution of X depends on a location parameter θ , then the distribution of $X + \tau$ depends on parameter $\theta + \tau$. When the statistical model $\{\mathbf{P}_\theta : \theta \in \mathbb{T}\}$ satisfies (10), it's called an *invariant statistical model*. Let $\bar{\mathcal{G}}$ denote the collection of transformations \bar{g} on \mathbb{T} , corresponding to the mappings $g \in \mathcal{G}$ and parameters $\theta \in \mathbb{T}$; it's easy to check that $\bar{\mathcal{G}}$ is a group too. Much more details on group invariant models can be found in Fraser (1968), Eaton (1989), and Schervish (1995, Ch. 6), among others. The necessary technical background is given in Appendix B.

When the model is invariant in the sense described above, there are standard and broadly agreed upon no-prior Bayes solutions, namely, those based on combining the likelihood with the so-called right Haar prior using Bayes's formula (e.g., Kass and Wasserman 1996). This also agrees with the solution obtained via Fisher's fiducial argument, among others. In Martin (2023a), I showed that, under the above conditions, there is a connection between the possibilistic IM and this standard no-prior Bayes solution. This was before the inner probabilistic approximation was available more generally, so my goal

there was different than it is here. But the result established there states that the standard no-prior Bayes solution—namely, the Bayes posterior with respect to the invariant right Haar prior—is precisely the inner probabilistic approximation of the possibilistic IM. Further details, including a new proof, are provided in Appendix B.

Theorem 2 (Martin 2023a). *For an invariant statistical model, under the conditions laid out in Appendix B, the Bayesian posterior distribution relative to the right Haar prior is the inner probabilistic approximation of the possibilistic IM.*

That is, under an invariant statistical model, the familiar Bayes/credal distribution is the inner probabilistic approximation of the possibilistic IM. This connection serves as a strong proof of concept for the new and general no-prior Bayes solution that I’m proposing here. It also helps to explain certain phenomena from the Bayesian perspective. For example, this inner probabilistic approximation connection explains why the Bayesian/credal solutions in these problems are exactly probability matching.

4.2 Asymptotic normality and efficiency

This section presents a version of the celebrated *Bernstein–von Mises theorem* for the possibilistic IM, which establishes its asymptotic normality and efficiency. That is, for large n , the possibilistic IM’s contour resembles a Gaussian possibility contour, defined below, with covariance matrix matches the familiar Cramér–Rao lower bound. This implies a traditional Bernstein–von Mises theorem for the proposed inner probabilistic approximation and, therefore, it agrees with any other reasonable no-prior Bayesian solution asymptotically. Moreover, this near-Gaussian form of the IM output offers some valuable insights and simplifications relevant to computing the inner probabilistic approximation; see Section 5. The first order of business is to define Gaussian possibility.

Let $g_{m,v}$ denote the D -dimensional Gaussian probability density function, parametrized by a mean vector $m \in \mathbb{R}^D$ and a covariance matrix $v \in \mathbb{R}_+^{D \times D}$. Define the corresponding Gaussian possibility measure as the outer possibilistic approximation (e.g., Dubois and Prade 1990) of $\mathbf{N}_D(m, v)$, i.e., the possibility measure with the smallest credal set that contains $\mathbf{N}_D(m, v)$. Analogous to the formula (2) presented in Section 2, this is just the probability-to-possibility transform applied to the aforementioned Gaussian distribution, and the corresponding possibility contour is

$$\gamma_{m,v}(y) = \mathbf{P}\{g_{m,v}(Y) \leq g_{m,v}(y)\}, \quad y \in \mathbb{R}^D, \quad Y \sim \mathbf{N}_D(m, v).$$

This can easily be rewritten in a beneficial and effectively closed-form expression,

$$\gamma_{m,v}(y) = 1 - F_D((y - m)^\top v^{-1}(y - m)),$$

where F_D is the $\text{ChiSq}(D)$ distribution function. Write $\bar{\Gamma}_{m,v}$ for the corresponding possibility measure obtained by maximizing the contour as described above. Other authors have used a different form of Gaussian possibility (e.g., Denœux 2023a,b), but I find the one above appealing and convenient because of the following duality between $\mathbf{N}_D(m, v)$ and $\bar{\Gamma}_{m,v}$: the former is the inner probabilistic approximation of the latter, and the latter is the outer possibilistic approximation of the former.

For some intuition about how this is related to the possibilistic IMs, consider a simple Gaussian location problem, $X \sim \mathbf{P}_\Theta = \mathbf{N}_D(\Theta, v)$, with known covariance matrix v . Then the relative likelihood is $R(x, \theta) = \exp\{-\frac{1}{2}(x - \theta)^\top v^{-1}(x - \theta)\}$, quadratic on the log scale, and, since $\|X - \theta\|^2 \sim \text{ChiSq}(D)$ under \mathbf{P}_θ , it follows that possibilistic IM's contour is

$$\pi_x(\theta) = \mathbf{P}_\theta\{R(X, \theta) \leq R(x, \theta)\} = 1 - F_D((x - \theta)^\top v^{-1}(x - \theta)), \quad \theta \in \mathbb{R}^D.$$

This is exactly the Gaussian possibility contour with mean x and covariance matrix v . More generally, by the famous theorem of Wilks (1938), the relative likelihood $R(X^n, \theta)$, as a function of iid samples $X^n = (X_1, \dots, X_n)$ from \mathbf{P}_θ , will be asymptotically distributed as $\exp\{-\frac{1}{2}\text{ChiSq}(D)\}$. Then the following approximation is expected when n is large,

$$\pi_{x^n}(\theta) \approx 1 - F_D((\hat{\theta}_{x^n} - \theta)^\top J_{x^n}(\hat{\theta}_{x^n} - \theta)), \quad \theta \in \mathbb{R}^D,$$

where $\hat{\theta}_{x^n}$ is the maximum likelihood estimator and J_{x^n} is the observed Fisher information matrix. The reader will notice that the right-hand side above is exactly the Gaussian possibility contour with mean vector $\hat{\theta}_{x^n}$ and covariance matrix $J_{x^n}^{-1}$, hence the connection between the possibilistic IM and the Gaussian possibility is very natural and holds quite generally, at least approximately. Making this connection rigorous, however, requires considerable care, both in formulating the proper regularity conditions and in suitably bounding all the error terms. Along these lines, under regularity conditions comparable to those advanced in Le Cam (1956, 1960, 1970)—see, also, van der Vaart (1998) and Bickel et al. (1998)—Martin and Williams (2025) proved the following novel Bernstein–von Mises theorem for the possibilistic IM.

Theorem 3 (Martin and Williams 2025). *Under the regularity conditions presented in Appendix C, the possibilistic IM's contour π_{X^n} satisfies*

$$\sup_{\theta \in \mathcal{T}} |\pi_{X^n}(\theta) - \gamma_{X^n}(\theta)| \rightarrow 0 \quad \text{in } \mathbf{P}_\Theta\text{-probability as } n \rightarrow \infty,$$

where \mathcal{T} is a fixed but arbitrary compact subset of \mathbb{T} , $\gamma_{X^n}(\theta) = \gamma_{\Theta + n^{-1/2}\Delta_\Theta(X^n), (nI_\Theta)^{-1}}(\theta)$ is the centered and scaled Gaussian possibility contour, I_Θ the Fisher information, and $\Delta_\Theta(X^n)$ a sequence of random variables that converges in distribution to $\mathbf{N}_D(0, I_\Theta^{-1})$. If, in addition, the likelihood function is twice differentiable, then

$$\sup_{u \in \mathcal{U}} |\pi_{X^n}(\hat{\theta}_{X^n} + J_{X^n}^{-1/2}u) - \gamma(u)| \rightarrow 0 \quad \text{in } \mathbf{P}_\Theta\text{-probability as } n \rightarrow \infty,$$

where \mathcal{U} is a fixed but arbitrary compact subset of \mathbb{R} , and γ is the standard Gaussian possibility with zero mean and identity covariance matrix.

Note that the covariance matrix in the Gaussian limit agrees with the Cramér–Rao lower bound. It's in this sense that the possibilistic IM is asymptotically efficient and, hence, there's no cost in terms of efficiency for the IM's exact validity (and imprecision).

In light of Theorem 3, the IM's inner probabilistic approximation converges to a Gaussian probability distribution just like in the Bayesian Bernstein–von Mises theorem. Here I'll give a quick sketch of the proof for a scalar parameter Θ . For a generic value θ , if the level set $C_\alpha(x^n)$ is the interval $[\text{low}_\alpha(x^n), \text{upp}_\alpha(x^n)]$, then it's easy to verify that

$$\{\text{low}_\alpha(x^n) \geq \theta\} \text{ or } \{\text{upp}_\alpha(x^n) \leq \theta\} \iff \pi_{x^n}(\theta) \leq \alpha.$$

Using the mixture characterization of the inner probabilistic approximation, one can verify that the cumulative distribution function of Θ , relative to $\mathbf{Q}_{x^n}^*$, at θ is

$$\begin{aligned} \mathbf{Q}_{x^n}^*((-\infty, \theta]) &= \int_0^1 \left[\frac{1}{2} 1\{\text{low}_\alpha(x^n) \geq \theta\} + \frac{1}{2} 1\{\text{upp}_\alpha(x^n) \leq \theta\} \right] d\alpha \\ &= \begin{cases} \frac{1}{2} \pi_{x^n}(\theta) & \text{if } \theta \leq \hat{\theta}_{x^n} \\ 1 - \frac{1}{2} \pi_{x^n}(\theta) & \text{if } \theta > \hat{\theta}_{x^n}. \end{cases} \end{aligned}$$

Switching to local coordinates, i.e., $\theta = \hat{\theta}_{x^n} + J_{x^n}^{-1/2} z$ for z fixed (or bounded in n), the case $\theta \leq \hat{\theta}_{x^n}$ corresponds to $z \leq 0$ and Theorem 3 implies

$$\begin{aligned} \frac{1}{2} \pi_{X^n}(\hat{\theta}_{X^n} + J_{X^n}^{-1/2} z) &\rightarrow \frac{1}{2} \gamma(z) \\ &= \frac{1}{2} \mathbf{P}(Z^2 \geq z^2), \quad \text{for } Z \sim \mathbf{N}(0, 1) \\ &= \mathbf{P}(Z \leq z). \end{aligned}$$

Similarly, if $z > 0$, then $1 - \frac{1}{2} \pi_{X^n}(\hat{\theta}_{X^n} + J_{X^n}^{-1/2} z) \rightarrow \mathbf{P}(Z \leq z)$. Therefore, with probability tending to 1, the distribution of $J_{X^n}^{1/2}(\Theta - \hat{\theta}_{X^n})$, under $\Theta \sim \mathbf{Q}_{X^n}^*$, is converging to a standard normal, just like the classical Bernstein–von Mises theorem says.

4.3 Marginalization risks, or lack thereof

Except for the impossibly rare cases where a genuine prior distribution is available, reliable statistical inference is inherently imprecise—those familiar test and confidence procedures that control error rates all have an imprecise probabilistic characterization (Martin 2021a). The point is that there’s no single probability distribution that can reliably quantify uncertainty about the unknowns in a statistical model. So, insisting that uncertainty quantification be probabilistic has risks:

[Xie and Singh (2013)] *are thus recommending that we ignore the restriction to confidence sets or equivalent, and free confidence to allow the production of parameter distributions. Certainly distributions are easier to think about, are largely in accord with Fisher’s original proposal, and are more in the freedom of the Bayes approach, but they do overlook inherent risks...* (Fraser 2013)

Fraser’s “risks” primarily concern marginalization (e.g., Balch et al. 2019; Dawid et al. 1973; Fraser 2011a). Roughly, whatever desirable properties a no-prior Bayes solution for Θ has, the corresponding no-prior Bayes solution for $\Phi = m(\Theta)$ obtained by probabilistic marginalization generally doesn’t share those desirable properties. When Schweder and Hjort (2013) warn that “joint [confidence distributions] should not be sought, we think, since they might easily lead the statistician astray,” they’re concerned about users being tempted to do these familiar probabilistic operations, thus creating a risk of unreliability. Fraser (2011a) and Fraser et al. (2016) highlight non-linearity in m as a major contributor to this risk; see, also, Martin (2023a, 2024b) and the discussion below.

There are different ways to transform a quantification of uncertainty about Θ to a one about $\Phi = m(\Theta)$. Start with a confidence set $C_\alpha(x)$. The image $C_\alpha^m(x) = m\{C_\alpha(x)\}$ is a confidence set for Φ as a result of the following implication:

$$\Theta \in C_\alpha(x) \implies m(\Theta) \in C_\alpha^m(x). \quad (11)$$

The opposite implication generally doesn't hold, which is the origin of the aforementioned risk. So, while the transformed confidence set for Φ maintains the nominal coverage probability enjoyed by the original confidence for Θ , it can be conservative.

Next, take a no-prior Bayes posterior \mathbf{Q}_x for Θ and map it to the corresponding marginal posterior \mathbf{Q}_x^m for $\Phi = m(\Theta)$ via the probability calculus. An advantage of this approach is its convenience: draw samples of Φ from \mathbf{Q}_x^m by first sampling Θ from \mathbf{Q}_x and then transforming them via m . But, by (11):

$$\mathbf{Q}_x^m\{C_\alpha^m(x)\} \geq \mathbf{Q}_x\{C_\alpha(x)\}, \quad \alpha \in [0, 1]. \quad (12)$$

That is, \mathbf{Q}_x^m is inclined to assign more of its mass to the marginal confidence sets than \mathbf{Q}_x assigned to the original confidence sets. So, if \mathbf{Q}_x was a confidence distribution (CD), i.e., it assigns probability $1 - \alpha$ to $C_\alpha(x)$ for each $\alpha \in [0, 1]$, then (12) suggests calling \mathbf{Q}_x^m an *over-confidence distribution* (oCD). Illustrations of this over-confidence phenomenon are presented in Appendix D. This can be problematic because surely the user of \mathbf{Q}_x^m will disregard the safe confidence set $C_\alpha^m(x)$ and, instead, construct his/her own quantification of uncertainty directly based on the over-confident \mathbf{Q}_x^m , risking unreliability. This begs the question: when does \mathbf{Q}_x^m 's credible set agree with the safe $C_\alpha^m(x)$?

Let $\bar{\Pi}_x$ be the possibilistic IM as described above, quantifying uncertainty about Θ , given $X = x$. One way—but not the only way, see Section 6—to carry out possibilistic marginalization is by applying the general *extension* operation (e.g., Zadeh 1975a,b, 1978). Extension yields a new marginal IM $\bar{\Pi}_x^m$ for $\Phi = m(\Theta)$ with possibility contour

$$\pi_x^m(\phi) = \sup_{\theta: m(\theta)=\phi} \pi_x(\theta), \quad \phi \in m(\mathbb{T}). \quad (13)$$

If the confidence set $C_\alpha(x)$ in question is determined by the contour π_x as in (5), then its image $C_\alpha^m(x)$ under m can be expressed as

$$C_\alpha^m(x) = \{m(\theta) : \pi_x(\theta) > \alpha\} = \{\phi : \pi_x^m(\phi) > \alpha\}.$$

That the possibility-theoretic marginalization strategy appears organically in the common-sense treatment of confidence sets is no coincidence; see Martin (2021a). The inner probabilistic approximations of $\bar{\Pi}_x$ are confidence distributions, and these are characterized as mixtures of kernels supported on the boundaries of the confidence sets. Then the derived marginal distribution \mathbf{Q}_x^m of $\Phi = m(\Theta)$ clearly also can be characterized by a similar mixture, but \mathbf{Q}_x^m would only be the inner probabilistic approximation of $\bar{\Pi}_x^m$ if the boundaries $\partial C_\alpha(x)$ of the original confidence sets get mapped via m to the boundaries $\partial C_\alpha^m(x)$ of the marginal confidence sets. Define m to be *boundary-preserving* if $m\{\partial C_\alpha(x)\} = \partial C_\alpha^m(x)$ for each $\alpha \in [0, 1]$. Among other forms of mappings, linear transformations are boundary preserving because they attain their extrema on the boundary of their domain.

Theorem 4. *If \mathbf{Q}_x is an inner probabilistic approximation of $\bar{\Pi}_x$, and m is a boundary-preserving mapping, then the marginal distribution \mathbf{Q}_x^m for $\Phi = m(\Theta)$ derived from \mathbf{Q}_x is the inner probabilistic approximation of $\bar{\Pi}_x^m$.*

That the probability calculus leads to reliable marginalization effectively only when the transformation is linear doesn't imply that reliable marginalization is out of reach more generally. It just means non-probabilistic marginalization strategies are needed.

This isn't unfamiliar: Bayesians choose default prior distributions that are tailored to the particular inferential target Φ (e.g., Berger et al. 2009; Bernardo 1979; Datta and Ghosh 1995; Tibshirani 1989), and confidence and fiducial distribution users carry out various ad hoc manipulations akin to those used to construct approximate pivotal quantities. My new suggestion is to first carry out a more efficient brand of marginalization on the possibilistic IM, one based on profiling, and then obtain the inner probabilistic approximation of that marginal possibilistic IM. Details of this will be presented in the context of a concrete example in Section 6 below.

5 Computation

Until recently, only naive and relatively inefficient strategies for computing the IM contour were available. In particular, the go-to strategy was to approximate π_x via

$$\pi_x(\theta) \approx \frac{1}{M} \sum_{m=1}^M 1\{R(X_{m,\theta}, \theta) \leq R(x, \theta)\}, \quad \theta \in \mathbb{T}, \quad (14)$$

where $X_{m,\theta}$ are independent copies of the data X , drawn from \mathbf{P}_θ , for $m = 1, \dots, M$. The above computation is feasible at a few different θ values, but all the practically relevant calculations—e.g., identifying the confidence set in (5)—require evaluation over a fine grid covering the relevant portions of \mathbb{T} , and this is expensive. Recently, Martin (2025) developed a new and more efficient strategy for doing the relevant IM computations that replaces most of the naive contour evaluations as in (14) with Monte Carlo sampling from a sort of “posterior distribution.” That distribution is, in fact, the inner probabilistic approximation \mathbf{Q}_x^* of $\bar{\Pi}_x$ defined in Section 3 above. Therefore, the same computational strategy for (approximately) sampling from \mathbf{Q}_x^* advanced in Martin (2025) can be reIMagined here as an implementation the new no-prior Bayes solution.

The strategy in Martin (2025) is, roughly, to stitch together a suitable collection of Gaussian possibilistic IMs. While the “stitched” collection of Gaussian possibilities isn't a Gaussian possibility, the use of a basic Gaussian building block can be justified by the asymptotic normality result in Section 4.2. Interest here is solely in the inner probabilistic approximation, so it's not necessary for me to describe all the details involved in the “stitched IM,” so I'll keep it simple. For ξ a generic D -vector of positive numbers, consider a collection of Gaussian confidence/level sets

$$C_\alpha^\xi(x) = \{\theta : (\theta - \hat{\theta}_x)^\top J_x^\xi (\theta - \hat{\theta}) \leq \chi_{D,1-\alpha}^2\},$$

where $\chi_{D,1-\alpha}^2$ is the $1 - \alpha$ quantile of the $\text{ChiSq}(D)$ distribution, and J_x^ξ is an embellished version of the observed Fisher information matrix with spread at least partially controlled by the parameters in ξ . Specifically, if J_x has spectral decomposition $J_x = E \Lambda E^\top$, then the embellished version J_x^ξ is defined as

$$J_x^\xi = E \text{diag}(\xi^{-1}) \Lambda \text{diag}(\xi^{-1}) E^\top, \quad (15)$$

where $\text{diag}(\xi^{-1})$ is the diagonal matrix with elementwise reciprocal of the ξ vector on the diagonal. Then ξ controls confidence set's size by manipulating the eigenvalues of the underlying observed Fisher information matrix, e.g., a large (resp. small) entry in ξ

stretches (resp. contracts) the level set in the direction of the corresponding eigenvector. Theorem 3 says that the original $C_\alpha(x)$ will be roughly elliptical, so it’s safe to assume that there exists a vector ξ such that the following inclusion holds snugly:

$$C_\alpha(x) \subseteq C_\alpha^\xi(x). \quad (16)$$

Of course, this vector would generally depend on (x, α) , so I’ll denote this as $\xi(x, \alpha)$. The motivation for bounding $C_\alpha(x)$ inside $C_\alpha^\xi(x)$ is that it’s not possible to describe the former exactly but the latter is very simple, at least for fixed ξ . The data-driven algorithm recommended in Martin (2025), based largely on the steps made in Cella and Martin (2024), for selecting $\xi(x, \alpha)$ is presented in Appendix E. Once this $\xi(x, \alpha)$ has been determined, the inner probabilistic approximation uses the kernel

$$K_x^\alpha = \text{Unif}\{\partial C_\alpha^{\xi(x, \alpha)}(x)\}, \quad \alpha \in (0, 1).$$

Thanks to the direction of the inclusion in (16), the proposed implementation of the inner probabilistic approximation is conservative. So, the relevant properties enjoyed in theory by the inner probabilistic approximation of the IM should also be at least approximately enjoyed by the practical proposal above; see Section 6.

6 Example: Behrens–Fisher problem

For brevity, I only give one detailed illustration of the inner probabilistic approximation here, but two additional examples are presented in Appendix F.

Few examples have deeper practical and historical relevance than the *Behrens–Fisher problem*, whose name comes from Fisher’s reference to a technical result of Walter Behrens in his proposed fiducial solution to the problem (Fisher 1935a, 1939). The original problem is simple to state: independent samples of size n_1 and n_2 , respectively, are available from two distinct normal populations, $N(\Theta_{11}, \Theta_{12}^2)$ and $N(\Theta_{21}, \Theta_{22}^2)$, with $\Theta = (\Theta_{11}, \Theta_{12}, \Theta_{21}, \Theta_{22})$ unknown, and the goal is marginal inference on the difference $\Phi = m(\Theta) = \Theta_{21} - \Theta_{11}$ of the two means. The problem is straightforward if the two variances are known or if their ratio is known, but the fully unknown variance case has remained elusive, i.e., lots of candidate solutions are available but, despite its apparent simplicity and practical relevance, there is no consensus on which solution is “right” or “best.” For a review of the problem and various solutions, see Kim and Cohen (1998).

By far the most widely used solution to the Behrens–Fisher problem is the modification of the basic Student-t pivot with the degrees of freedom approximations due to Welch (1938, 1947); this is implemented in R’s `t.test` function. Other standard approaches include the simple-but-conservative solution proposed by Hsu (1938) and Scheffé (1970), and the Bayesian solution proposed by Jeffreys (1940), based on the right Haar prior for Θ , which is mathematically equivalent to Fisher’s fiducial solution. Ironically, the solution proposed by Jeffreys is different from the Bayesian solution based on the Jeffreys prior, both in its construction and its performance. A conservative IM solution was advanced in Martin and Liu (2015b), but here I take a different approach.

To set the scene, start by considering inference on the full parameter Θ . This model has lots of structure so the relative likelihood-based, possibilistic IM construction for inference on Θ is conceptually and computationally straightforward. Thanks to the model’s

underlying affine group invariance, it follows from Theorem 2 that the corresponding inner probabilistic approximation for Θ is exactly the Bayesian posterior distribution for Θ based on the right Haar prior, which is also Fisher’s fiducial distribution for Θ . Since the mapping from Θ to Φ is linear, it follows from Theorem 4 that the (mathematically equivalent) Bayes and fiducial solutions proposed by Jeffreys and Fisher, respectively, correspond to the marginal distribution for Φ derived from the IM’s inner probabilistic approximation; moreover, these are also the inner probabilistic approximation to the marginal IM based on following the extension principle.

The new approach I’m proposing here first carries out a different—and generally more efficient—IM marginalization strategy, based on validating the profile relative likelihood. This idea was first developed in Martin (2023b) and an illustration of its use in the Behrens–Fisher problem is considered in Example 5 there. Roughly speaking, the difference between this profile-based marginal IM construction and the aforementioned extension-based construction is where the marginalization is carried out: the former first eliminates nuisance parameters in the relative likelihood and then constructs the IM contour directly for Φ , whereas the latter first constructs the IM contour for Θ and then marginalizes to Φ . It had been conjectured that the profile-based marginal IM construction was more efficient than the extension-based construction, and Martin and Williams (2025) recently confirmed this, at least asymptotically. My proposal here is to extract the inner probabilistic approximation of this profile-based marginal possibilistic IM for Φ . This requires no change in the computational approach outlined in Section 5, and the exact validity of the marginal IM implies, e.g., that credible intervals for Φ based on this “posterior” are exact confidence intervals. The only wrinkle is that the relative profile likelihood doesn’t have a closed-form expression in the Behrens–Fisher problem, and its distribution depends on a nuisance parameter; this is precisely what makes the Behrens–Fisher problem challenging. This increases the computational cost of the inner probabilistic approximation compared to other examples (see Appendix F), but this pays off in terms of efficiency gains as I demonstrate below.

The go-to real-data illustration of the Behrens–Fisher problem is the example in Lehmann (1975, p. 83) on travel times to work via two different routes. The relevant summary statistics—sample sizes, sample means, and sample standard deviations—are as follows: $n_1 = 5$, $\hat{\theta}_{11} = 7.580$, and $\hat{\theta}_{12} = 2.237$; $n_2 = 11$, $\hat{\theta}_{21} = 6.136$, and $\hat{\theta}_{22} = 0.073$. The wide discrepancy between the two standard deviations, $\hat{\theta}_{12}$ and $\hat{\theta}_{22}$, would make it difficult to justify assuming the two variances are equal. Figure 2 shows a histogram of the samples of Φ from the inner probabilistic approximation of the marginal IM, with (kernel estimates) of the density functions from the right Haar and Jeffreys prior Bayes solutions overlaid; the former also agrees with Fisher’s fiducial distribution. The point is that all three distributions are similar, with the new inner probabilistic approximation and the right Haar prior posterior being a bit more diffuse than the Jeffreys prior posterior.

To carry this comparison a bit further, I run a small simulation study. I focus on a rather severely imbalanced case—with $n_1 = 3$ and $n_2 = 20$ —to ensure that differences in how the methods performance are apparent. Otherwise, the simulation settings are straightforward: $\Theta_{11} = 2$, $\Theta_{21} = 0$, $\Theta_{12}^2 = 1$, and $\Theta_{22}^2 = 2$. I generated 10000 samples according to this scheme, and Table 1 summarizes the coverage probability and expected length of the various 90% confidence intervals for Φ . Notably, only the marginal possibilistic IM’s inner probabilistic approximation is able to hit the target coverage probability

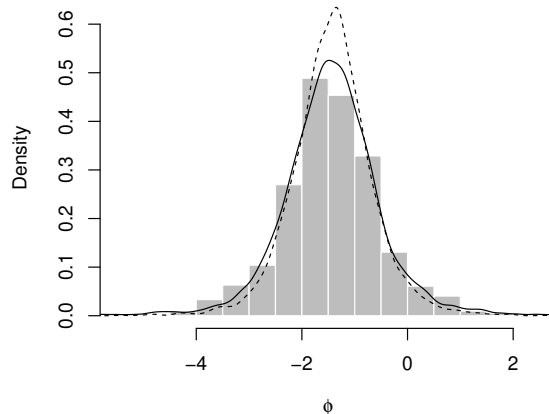


Figure 2: Histogram summarizing the distribution of Φ in the Behrens–Fisher problem based on the marginal IM’s inner probabilistic approximation. The solid and dashed lines are (kernel estimates of) the Bayesian posterior distributions for Φ based on the right Haar and Jeffreys priors, respectively.

Method	Coverage probability	Mean length
Bayes with Jeffreys prior	0.861	2.31
Bayes with right Haar prior	0.929	3.26
<code>t.test</code> with Welch df	0.881	2.79
Marginal IM’s inner approximation	0.904	2.71

Table 1: Coverage probabilities and mean lengths for the 90% confidence intervals returned by the various methods. Standard errors for all of the coverage probabilities and mean lengths are roughly 0.003 and 0.01, respectively.

nearly on the nose, and, as desired, it’s more efficient than the valid-but-conservative Bayes/fiducial solution based on the right Haar prior.

7 Conclusion

This paper offers a new perspective on no-prior Bayesian inference, one that has certain close ties to Bayesian inference but is not actually Bayesian at all. My approach starts with an inferential model (IM) framework for data-driven uncertainty quantification that prioritizes reliability, insisting on calibration of its data-dependent degrees of belief. The kind of calibration IMs require makes them incompatible with probabilistic Bayesian inference, and it’s for this reason that the IM’s output possibilistic, i.e., takes the mathematical form of a possibility measure. However, if one desires probabilistic uncertainty quantification, then the IM can accommodate this with an *inner probabilistic approximation* of its possibilistic output. Aside from being exactly probability matching, the proposed solution agrees with existing no-prior Bayes/fiducial solutions in group invariant problems where there’s an overall consensus, and is also asymptotically efficient

by a version of the celebrated Bernstein–von Mises theorem. And there’s literally no choice of prior distribution required: for the given model and data, the possibilistic IM is what it is, so it’s just a matter of extracting the inner probabilistic approximation.

The characterization of the contents of the IM’s credal set in Theorem 1 suggests a strategy for evaluating, at least approximately/conservatively, the inner probabilistic approximation via Monte Carlo. I explored this thoroughly in Martin (2025), but mostly in the context of possibilistic IMs. Here I use this same strategy for my proposed reIMagined no-prior Bayesian inference, and I show that this leads to a new and broadly reliable solution to the technically challenging and practically relevant Behrens–Fisher problem. Nothing about this approach was tailored to the Behrens–Fisher problem specifically, so I fully expect similarly good performance in many other important applications. Surely, the computational efficiency of my proposed solution can be improved, so I welcome advancements along these lines from my computationally proficient readers.

The focus here has been on *no-prior* solutions, but there are cases in which incomplete or partial prior information is available, including high-dimensional problems in which structural assumptions like sparsity are common. Bayesian solutions can’t work with incomplete prior information—a prior distribution, perhaps diffuse, must be specified for every aspect of the unknown Θ . Genuine partial-prior possibilistic IMs have recently been developed (e.g., Martin 2022b, 2023b), and an interesting idea would be to apply the same inner probabilistic approximation proposed here in the no-prior case to the partial-prior case in the above references. Just as in this paper, these inner probabilistic approximations would enjoy some of the inherent reliability properties satisfied by the partial-prior IM, but the details remain to be investigated.

Acknowledgments

This work is partially supported by the U.S. National Science Foundation, under grants SES-2051225 and DMS-2412628.

A Further IM insights, intuition, etc.

In the main text, I gave only the mathematical definition and briefly explanation of the possibilistic inferential model (IM) and its basic properties. But these developments are deeper and more insightful than can be communicated in such a brief explanation, so I’ll share a bit more here about the IM intuition and logic. I’ll organize this presentation as a list of answers to some common/frequently-asked questions.

Question 1. Why is imprecision needed? The false confidence theorem (Balch et al. 2019) says that for any precise data-dependent probability distribution \mathbf{Q}_X , e.g., a Bayesian or fiducial posterior, and for any thresholds ρ and τ , there exists a hypothesis H such that

$$H \not\subseteq \Theta \quad \text{and} \quad \mathbb{P}_{\Theta}\{\mathbf{Q}_X(H) > \tau\} > \rho.$$

This is called *false confidence* because, with τ large and ρ not small, the posterior tends (at non-negligible rate ρ) to be confident (high probability τ) in the truthfulness of H even though H is actually false. There’s a sense in which this result is trivial: take H

equal to the complement of Θ , so that H is false and, at least in the absolutely continuous case, $Q_X(H) = 1$ almost surely. But there’s more nuance here because it’s not just for these extreme/trivial H that false confidence manifests; it’s not even just for “big” sets that happen to be false. The shape of H and the effects of non-linearity, just like in Section 4.3 in the present paper, play an important albeit not yet well understood role.

In addition, there’s no reason why the size of a hypothesis should matter at all—data are compatible with a hypothesis as soon as they’re compatible with any single point in the hypothesis. Size/measure only becomes relevant when integration enters the picture, but there’s no justification for making this step except that statisticians can’t help it, the theory of integration is burned into our minds. Ideally, integration could be replaced by some other calculus that doesn’t rely on notions of size, no differential element.

Fortunately, both of the issues identified above can be resolved at once if ordinary probability can be replaced by a suitable imprecise probability. The proof of the false confidence theorem leverages the additivity of the posterior, so, if the additivity assumption is dropped, then the proof breaks down. But, also, certain data-dependent imprecise probabilities, namely, (possibilistic) IMs, have been shown to be immune to false confidence. Moreover, possibility theory specifically operates under a different calculus than integration: the possibilistic calculus is optimization, so there is no differential element and the size of hypotheses is irrelevant when it comes to if and to what extent they are compatible with data; see Martin (2024a).

Question 2. Why the possibilistic form specifically? It helps to start with being clear about what the objectives are when it comes to the formulation of a new and improved framework for statistical uncertainty quantification, so I list here three desiderata:

1. *Mathematically rigorous.* Statistical reasoning shouldn’t be based on a patchwork disparate pieces but, rather, a coherent whole from which an answer to any question about the relevant unknowns can be obtained.
2. *As simple and “familiar-looking” as possible.* Much of the theory that is currently being used for statistical inference (e.g., p-values for tests) generally works. So, a new framework doesn’t need to be completely different and, in fact, it shouldn’t give altogether different solutions to classical inference problems.
3. *Reliable.* Not only should procedures (tests, confidence sets, etc) derived from ones uncertainty quantification be reliable in the sense that they control frequentist error rates, but the (lower and upper) probabilities and expectations that it assigns to relevant hypotheses or assessments should be calibrated too. In fact, it’s this reliability property that gives the uncertainty quantification its meaning.

To my knowledge, the only options for a mathematically rigorous framework of uncertainty quantification are those that can be described by an imprecise probability of some sort. Possibility theory is arguably one of the simplest imprecise probability theories and, since the possibilistic IM framework that I’ve been advancing has close connections to p-values for likelihood ratio tests, confidence distributions, and now no-prior Bayes solutions, it clearly satisfies the first two desiderata.

The main text highlighted some of the possibilistic IM framework’s reliability properties, but there is a more to say as it concerns the topic of this section: why the possibilistic form? The property I referred to as *validity* in the main paper—Equation (4)—is actually

quite strong. The frequentist error rate control guarantees it implies for test and confidence set procedures derived from the IM output are important, but doesn't do justice to the strength of this property. As Martin (2022a) and Cella and Martin (2023) have shown, the validity property in Equation (4) of the main paper is equivalent to

$$\sup_{\Theta \in \mathbb{T}} \mathbb{P}_{\Theta} \{ \bar{\Pi}_X(H) \leq \alpha \text{ for some } H \text{ with } H \ni \Theta \} \leq \alpha, \quad \alpha \in [0, 1]. \quad (17)$$

This is similar to the property stated in Equation (6) of the main text, but with one key difference: the property in (6) establishes that the IM is calibrated “pointwise” in H , whereas (17) shows that, in fact, the IM is calibrated “uniformly” in H . This is relevant because modern statisticians and data scientists aren't quantifying uncertainty for themselves, they're developing general tools and software to assist other users in quantifying their statistical uncertainty. Since I can't possibly know how a user might want to do with the uncertainty quantification framework that I offer them, if I want to guarantee that it's safe—which is important both for science/society and for me as the developer of such a tool—then I must ensure that calibration is maintained even if the user is, e.g., peeking at the data first to decide what hypotheses to consider. The pointwise validity result in (6) of the main paper doesn't guarantee this, but the uniform validity result in (17) does.

There are mathematical obstacles that would make it difficult for any non-possibilistic quantification of uncertainty to satisfy the strong validity property in Equation (4) of the main paper, and hence the uniform calibration property in (17) above. Indeed, if $(\underline{\Omega}_x, \bar{\Omega}_x)$ was some other imprecise-probabilistic quantification of uncertainty about Θ , given $X = x$, then one could define the analogue of its “contour,” i.e., $\theta \mapsto \bar{\Omega}_x(\{\theta\})$, but this may not meet the requirement of a possibility contour, that is, generally,

$$\sup_{\theta \in \mathbb{T}} \bar{\Omega}_x(\{\theta\}) < 1, \quad \text{and often } \ll 1.$$

Nothing in imprecise probability theory says that this “contour” must satisfy this supremum-equals-1 property and, in fact, in many (non-statistical) cases there are good reasons why such a property would be undesirable. But, as Shafer (1976, p. 226) explains, statistical inference problems are special and well-suited for this supremum-equals-1 property. What I can add to Shafer's justification is that it is virtually impossible for anything other than a possibilistic quantification of uncertainty, one for which the supremum-equals-1 property holds, to satisfy the validity property as stated in Equation (4) of the main paper and, therefore, the equivalent uniform calibration property in (17) above. The point is that, if $\bar{\Omega}_X(\{\Theta\})$ is bounded away from 1 for almost all X , then it can't be stochastically no less than $\text{Unif}(0, 1)$. Moreover, if one was able to find a non-possibilistic IM $(\underline{\Omega}_x, \bar{\Omega}_x)$ that does satisfy the validity property in Equation (4) in the main text, then there is a possibilistic IM that is valid and no less efficient. So, there is at least no loss of generality in focusing on IMs that take on the possibilistic form.

Question 3. Beyond assigning beliefs to hypotheses about model parameters? Classical inference on the parameters is a fully-specified statistical model is the right context to describe this paper's contribution, namely, a new perspective on no-prior Bayesian inference, but there are many other kinds of problems and statistical tasks that scientists are interested in. Fortunately, IMs can contribute along these lines too, and they already

have. First, it’s often the case that the quantity of interest is not best described as the parameter of a statistical model, but as some feature (or functional) of the underlying distribution \mathbb{P} , which doesn’t have a familiar parametric form. The construction of approximately valid IMs for such cases is presented in Cella and Martin (2022a); work on removing the “approximately” adjective is ongoing. Prediction is also an important problem and usually requires a nonparametric touch. IM advances along these lines can be found in Cella and Martin (2022b), with a more possibility-centric perspective offered in Martin (2023b, Sec. 6.3). Sometimes inference isn’t the objective, the focus is on decision-making, i.e., choosing an appropriate (data-driven) action. In Martin (2021b), I propose the use of Choquet integration to use the IM output to evaluate upper (and lower) expected losses and recommend choosing actions that minimize the upper expected loss. I also show that the IM’s inherent reliability in inference carries over to the decision problem as well: it’s a provably rare event that the IM’s upper expected loss assessment is substantially more optimistic than an oracle’s, uniformly over actions. Finally, novel and provably reliable IM solutions for model assessment and selection, information fusion (e.g., meta-analysis), etc. are currently in development.

B Details from Section 4.1

This section provides some additional background and details about the invariant model setting and the result in Theorem 2.

Recall that $\{\mathbb{P}_\theta : \theta \in \mathbb{T}\}$ is a family of probability distributions supported on \mathbb{X} that is also invariant with respect to a group of transformations \mathcal{G} from \mathbb{X} to itself. If the distributions \mathbb{P}_θ have densities with respect to some underlying dominating measure, which I’ll assume here, then invariance means

$$p_\theta(x) = p_{g\theta}(gx) \chi(g), \quad x \in \mathbb{X}, \theta \in \mathbb{T}, g \in \mathcal{G}, \quad (18)$$

where $\chi(g)$ is the “multiplier,” a change-of-variables Jacobian term; see Schervish (1995, Ch. 6) and Eaton (1989) for details. A further simplification that I’ll adopt here, common in the literature (e.g., Schervish 1995, p. 371), is to assume $\mathbb{T} = \mathcal{G} = \overline{\mathcal{G}}$.

The set $\mathcal{G}x = \{gx : g \in \mathcal{G}\} \subseteq \mathbb{X}$ is called the *orbit* of \mathcal{G} corresponding to x . The orbits partition \mathbb{X} into equivalence classes, so every point $x \in \mathbb{X}$ falls on exactly one orbit. This partition can be used to construct a new coordinate system on \mathbb{X} which will be useful for us in what follows. Identify $x \in \mathbb{X}$ with (g_x, u_x) , where $u_x \in \mathbb{U}$ denotes the label of orbit $\mathcal{G}x$ and $g_x \in \mathcal{G}$ denotes the position of x on the orbit $\mathcal{G}x$.

Assumptions. Let $\{p_\theta : \theta \in \mathbb{T}\}$ be a family of densities invariant with respect to a locally compact topological group \mathcal{G} in the sense of (18) and, for simplicity, assume $\mathbb{T} = \mathcal{G} = \overline{\mathcal{G}}$. In addition, assume that the following hold:

- A1. The left Haar measure λ and the corresponding right Haar measure ρ on (the Borel σ -algebra of) \mathcal{G} exist and are unique up to scalar multiples.
- A2. There exists a bijection $t : \mathbb{X} \rightarrow \mathcal{G} \times \mathbb{U}$, with both t and t^{-1} measurable, that maps $x \in \mathbb{X}$ to its position-orbit coordinates $(g_x, u_x) \in \mathcal{G} \times \mathbb{U}$.
- A3. The distribution of $t(X) = (G, U) \in \mathcal{G} \times \mathbb{U}$ induced by the distribution of $X \sim \mathbb{P}_\theta$ has a density with respect to $\lambda \times \mu$ for some measure μ on \mathbb{U} .

A couple quick remarks are in order. First, for A1, existence and uniqueness of the left and associated right Haar measures is a classical result; see Halmos (1950) and Nachbin (1965). For A3, existence of a joint density with respect to a product measure ensures that there's no difficulty in defining a conditional distribution for G , given $U = u$, which is needed below. Finally, $U = U_X$, as a function of X , is an ancillary statistic.

The simplest example is a location model where $\mathcal{G} = \overline{\mathcal{G}} = (\mathbb{R}, +)$. This is an abelian group, so the left and right Haar measures are the same and both equal to Lebesgue measure. The function $x \mapsto t(x)$ in A2 consists of two components: in its “ g_x ” coordinate an equivariant function of x that estimates the location and, in its “ u_x ” component, an invariant function of x , such as residuals. For example, $g_x = \bar{x}$ the arithmetic mean of $x = (x_1, \dots, x_n)$ and $u_x = \{x_i - \bar{x} : i = 1, \dots, n\}$. Note that the u_x coordinate satisfies a constraint, so, after it's represented in a suitable lower-dimensional space \mathbb{U} , μ can be taken as Lebesgue measure there. There are many other problems that fit this general form; see, e.g., Chapters 1–2 of Fraser (1968), including the exercises.

Since I'm assuming $\mathbb{T} = \mathcal{G} = \overline{\mathcal{G}}$, generic $\theta \in \mathbb{T}$ can be identified as transformations in \mathcal{G} ; the same goes for the uncertain Θ . That means θ can be inverted to θ^{-1} and can be composed with other transformations in \mathcal{G} . A key result (e.g., Schervish 1995, Cor. 6.64) is that the density of X or, equivalently, of $t(X) = (G, U)$, under \mathbb{P}_θ , is given by

$$p_\theta(g, u) = f(\theta^{-1} \circ g, u), \quad (19)$$

where the function $f : \mathcal{G} \times \mathbb{U} \rightarrow \mathbb{R}$ doesn't directly depend on θ . The particular form of f isn't important for what follows.

- Lemma 6.65 in Schervish (1995) gives a Bayesian posterior distribution $\mathbb{Q}_x^{\mathbb{B}}$ for Θ that has the following density with respect to the right Haar prior measure:

$$q_x^{\mathbb{B}}(\theta) \propto f(\theta^{-1} \circ g, u), \quad \theta \in \mathbb{T}, \quad x \equiv (g, u). \quad (20)$$

This also agrees with the accepted fiducial distribution for Θ , given x .

- Proposition 2 in Martin (2023a) shows that the relative likelihood is given by

$$R(x, \theta) = d_u f(\theta^{-1} \circ g, u), \quad \theta \in \mathbb{T}, \quad x \equiv (g, u),$$

where d_u depends only on the u -component of x .

These points are crucial to the following calculation. Indeed, since the U component of X is ancillary, the *minimum complexity principle* in Martin (2022b) says the IM construction should condition on the observation $U = u$. Write $\pi_{g|u}(\theta)$ for the possibilistic IM's contour, where the subscript is meant to emphasize that the conditional distribution of $X \equiv (G, U)$, given the observed value of u , is used in the validation step (2). Then the IM contour is defined as

$$\pi_{g|u}(\theta) = \mathbb{P}_\theta\{R(X, \theta) \leq R(x, \theta) \mid U = u\}, \quad \theta \in \mathbb{T}.$$

Then the following sequence of identities are consequences of the two results above that link relative likelihood and the posterior density:

$$\begin{aligned} \pi_{g|u}(\theta) &= \mathbb{P}_\theta\{f(\theta^{-1} \circ G, u) \leq f(\theta^{-1} \circ g, u) \mid U = u\} \\ &= \mathbb{P}\{f(H, u) \leq f(\theta^{-1} \circ g, u) \mid U = u\} \\ &= \mathbb{Q}_x^{\mathbb{B}}\{f(H, u) \leq f(\theta^{-1} \circ g, u)\} \\ &= \mathbb{Q}_x^{\mathbb{B}}\{q_x^{\mathbb{B}}(\Theta) \leq q_x^{\mathbb{B}}(\theta)\}, \end{aligned}$$

where the first line is by simplification of the definition of $\pi_{g|u}$; the second line is by the fact that $H := \theta^{-1} \circ G$ is a pivot with respect to the conditional distribution of G , given $U = u$, under \mathbb{P}_θ (e.g., Schervish 1995, Cor. 6.67); the third line is by the fact that $H := \Theta^{-1} \circ g$ is also a pivot with respect to the Bayes posterior $\Theta \sim \mathbb{Q}_x^{\mathbb{B}}$ and has the same distribution as H in previous line; and the last line is by simplification via (20).

The last line in the above display can be recognized as the probability-to-possibility transform applied to the Bayesian/fiducial posterior distribution. This identifies the posterior distribution $\mathbb{Q}_x^{\mathbb{B}}$ as the inner probabilistic approximation of the possibilistic IM $\bar{\Pi}_x = \bar{\Pi}_{g|u}$, and hence a new/different proof of the main result in Martin (2023a), which is also Theorem 2 above.

C Details from Section 4.2

Certain regularity conditions are required in order to establish asymptotic concentration properties of estimators, posterior distributions, etc., and the same is true for IMs and the inner probabilistic approximations under consideration here. Roughly, these conditions ensure that the log-likelihood function is smooth enough that it can be well-approximated by a quadratic function. One common set of regularity conditions are the classical *Cramér conditions* (Cramér 1946), versions of which can be found in the standard texts, including Lehmann and Casella (1998, Theorem 3.10) and Schervish (1995, Theorem 7.63). Here I'll adopt the more modern set of sufficient conditions originating in Le Cam (1956, 1960, 1970) and Hájek (1972); see, also, Bickel et al. (1998) and van der Vaart (1998).

The posited model specifies a class $\{\mathbb{P}_\theta : \theta \in \mathbb{T}\}$ of probability distributions, supported on \mathbb{X} , with \mathbb{P}_θ having a density function $p_\theta(x)$ relative to a σ -finite measure ν on \mathbb{X} . Then the data $X^n = (X_1, \dots, X_n)$ is assumed to be iid of size n with common distribution \mathbb{P}_Θ , where $\Theta \in \mathbb{T}$ is the uncertain “true value” of the parameter. Following Bickel et al. (1998, Ch. 2), define the (natural) logarithm and square-root density functions:

$$\ell_\theta(x) = \log p_\theta(x) \quad \text{and} \quad s_\theta(x) = p_\theta(x)^{1/2}.$$

The “dot” notation, e.g., $\dot{g}_\theta(x)$, represents a function that behaves like the derivative of $g_\theta(x)$ with respect to θ for pointwise in x . If the usual partial derivative of $g_\theta(x)$ with respect to θ exists, then $\dot{g}_\theta(x)$ is that derivative; but suitable functions $\dot{g}_\theta(x)$ may exist even when the ordinary derivative fails to exist. In particular, below I'll assume existence of a suitable “derivative” $\theta \mapsto \dot{s}_\theta(x)$ of the square-root density. Finally, let $\mathcal{L}_2(\nu)$ denote the set of measurable functions on \mathbb{X} that are square ν -integrable.

Assumptions. The parameter space \mathbb{T} is open and there exists a vector $\dot{s}_\theta(x) = \{\dot{s}_{\theta,d}(x) : d = 1, \dots, D\}$, with $\dot{s}_{\theta,d}$ an element of $\mathcal{L}_2(\nu)$, such that the following conditions hold:

A1. the maps $\theta \mapsto \dot{s}_{\theta,d}$ from \mathbb{T} to $\mathcal{L}_2(\nu)$ are continuous for each $d = 1, \dots, D$;

A2. at each $\theta \in \mathbb{T}$,

$$\int |s_{\theta+u}(x) - s_\theta(x) - u^\top \dot{s}_\theta(x)|^2 \nu(dx) = o(\|u\|^2), \quad u \rightarrow 0 \in \mathbb{R}^D; \quad (21)$$

A3. and the $D \times D$ matrix $\int \dot{s}_\theta(x) \dot{s}_\theta(x)^\top \nu(dx)$ is non-singular for each $\theta \in \mathbb{T}$.

The condition in (21) is often described as $\theta \mapsto s_\theta$ being *differentiable in quadratic mean*. Note that this condition does not require the square-root density to actually be differentiable at θ , only that it be locally “linearizable” in an average sense, like a differentiable-at- θ function would be. The classical Cramér conditions assume more than two continuous derivatives, so (21), which does not even require existence of a first derivative, is significantly weaker; sufficient conditions for (21) are given in van der Vaart (1998, Lemma 7.6). Then the *score function* $\dot{\ell}_\theta(x)$ is defined in terms of $\dot{s}_\theta(x)$ as

$$\dot{\ell}_\theta(x) = \frac{2\dot{s}_\theta(x)}{s_\theta(x)} 1\{s_\theta(x) > 0\},$$

and it can be shown that $\int \dot{\ell}_\theta(x) \mathbf{P}_\theta(dx) = 0$ for each θ . Moreover, Condition A3 above implies non-singularity of the Fisher information matrix $I_\theta = \int \dot{\ell}_\theta(x) \dot{\ell}_\theta(x)^\top \mathbf{P}_\theta(dx)$ for each $\theta \in \mathbb{T}$. Bickel et al. (1998, Prop. 2.1.1) provide sufficient conditions for A1–A3.

The above conditions are rather mild, and hold in a broad range of problems, including exponential families and many more. One further condition is required for the possibilistic Bernstein–von Mises theorem in Section 4.2, namely, that the maximum likelihood estimator is consistent, i.e., $\hat{\theta}_{X^n} \rightarrow \Theta$ in \mathbf{P}_Θ -probability as $n \rightarrow \infty$. This, of course, is not automatic, but holds quite broadly when the dimension of the parameter space is fixed, as I’m assuming here.

D Details from Section 4.3

A claim was made in Section 4.3 that confidence distributions (CDs)—or no-prior Bayes solutions in general—often transform into *over-confidence distributions* (oCDs) when (non-linear) marginalization is carried out. Here I show just a couple simple illustrations to justify this claim. While my details are different, the insights were inspired by the analysis in Fraser (2011a).

The first concerns a single sample X from a simple Gaussian model with known variance, say $\sigma^2 = 1$, but unknown mean Θ . Of course, there is an exact confidence interval $C_\alpha(x) = x \pm \mathbf{qnorm}(1 - \frac{\alpha}{2})$ and the standard CD, $\mathbf{Q}_x^* = \mathbf{N}(x, 1)$, assigns exactly probability $1 - \alpha$ to $C_\alpha(x)$. But now suppose the goal is marginal inference on $\Phi = m(\Theta)$ where m is *bounded* and, hence, non-linear, e.g.,

$$m(\theta) = \max\{-1, \min(1, \theta)\}, \quad \theta \in \mathbb{R}. \tag{22}$$

The claim is that the marginal CD of $m(\Theta)$ will assign more than probability $1 - \alpha$ to the image $m\{C_\alpha(x)\}$ of the original confidence interval under m . Figure 3 shows the (marginal) posterior probability assigned to $m\{C_\alpha(x)\}$ as a function of the level α for several different realizations x . That the curve generally falls above the diagonal line is a demonstration of the aforementioned over-confidence.

As a second example, suppose that $X = (X_1, X_2)$ is a single realization from a bivariate normal with mean vector $\Theta = (\Theta_1, \Theta_2)$ and identity covariance matrix. Again, it’s straightforward to construct a confidence disc $C_\alpha(x)$ and a confidence distribution $\mathbf{Q}_x^* = \mathbf{N}_2(x, I)$. Consider marginalization via the familiar non-linear function $m(\theta) = \|\theta\|^2$. I say “familiar” because this is an infamous example going to back at least to Stein (1959)

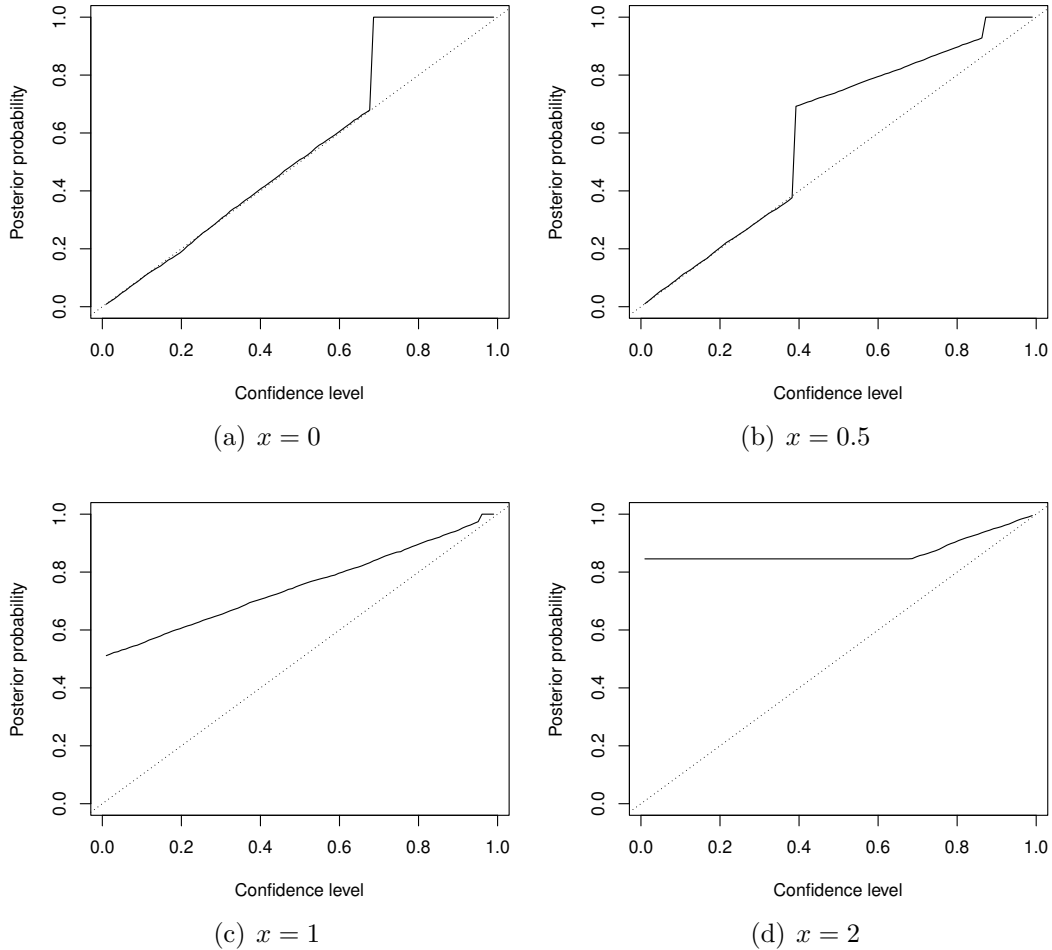


Figure 3: Plots of the marginal posterior probability assigned $m\{C_\alpha(x)\}$ as a function of the level α for several different x , where m is the bounded function (22).

and more recently in Fraser (2011a), Balch et al. (2019), and elsewhere. Figure 4 shows the same plots of marginal posterior probability assigned to $m\{C_\alpha(x)\}$ as a function of the level α for different realizations x . The over-confidence appears for any x that's away from the origin; the discrepancy between the curve and the diagonal line is increasing in $\|x\|^2$ to a point, and then remains roughly constant as $\|x\|^2 \rightarrow \infty$.

E Computational details from Section 5

Here I review some of the relevant details presented in Cella and Martin (2024) on the choice of $\xi = \xi(x, \alpha)$ in Section 5. In this review I'll focus on use of a Gaussian variational family, which is motivated by the asymptotic results in Section 4.2, but similar developments can surely be made with other distributional families. The key features of the Gaussian are that its credible sets can be described in closed-form (ellipsoids) and that it's straightforward to sample on the boundary of these credible sets.

Let G_x^ξ denote the Gaussian distribution $N_D(\hat{\theta}_x, (J_x^\xi)^{-1})$ with mean equal to the max-

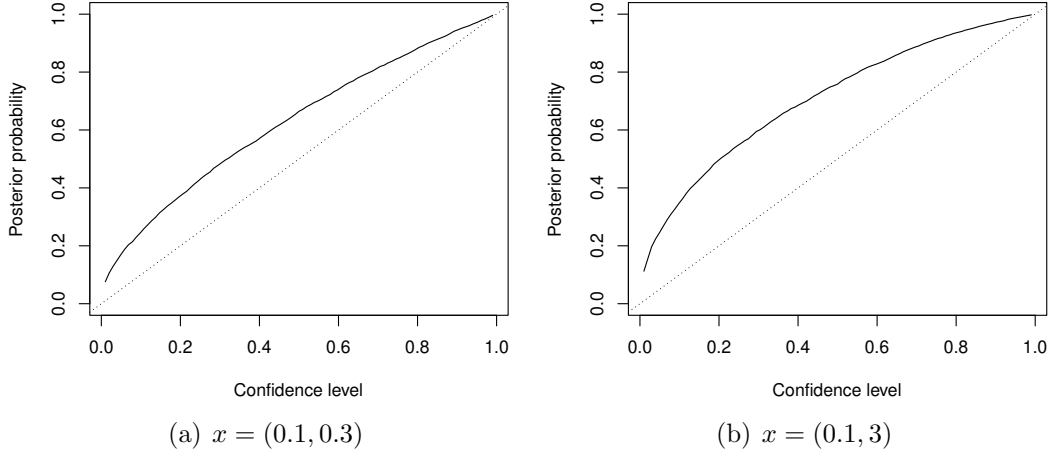


Figure 4: Plots of the marginal posterior probability assigned $m\{C_\alpha(x)\}$ as a function of the level α for several different x , where $m(\theta) = \|\theta\|^2$ is the squared norm.

imum likelihood estimator and covariance matrix the inverse of the ξ -adjusted observed Fisher information matrix in (15). Recall that ξ scales the eigenvalues of J_x^ξ , in particular, the eigenvalues are decreasing elementwise in ξ . The corresponding Gaussian credible/confidence sets are

$$C_\alpha^\xi(x) = \{\theta : (\theta - \hat{\theta}_x)^\top J_x^\xi (\theta - \hat{\theta}_x) \leq \chi_{D,1-\alpha}^2\}, \quad \alpha \in [0, 1].$$

The intuition is that $C_\alpha^\xi(x)$ can be appropriately inflated or deflated by varying ξ , and this is relevant because the Gaussian approximation G_x^ξ assigns probability at least $1 - \alpha$ to the original IM's α -cut $C_\alpha(x)$ if $C_\alpha^\xi(x) \supseteq C_\alpha(x)$ or, equivalently, if

$$\sup_{\theta \notin C_\alpha^\xi(x)} \pi_x(\theta) \leq \alpha.$$

Since the contour π_x is itself approximately Gaussian (Martin and Williams 2025) and the maximum likelihood estimator $\hat{\theta}_x$, also the mode of π_x , is in $C_\alpha^\xi(x)$, the above supremum should be attained on the boundary $\partial C_\alpha^\xi(x)$. Moreover, since equality in the above display implies a near-perfect match between the IM's and the posited Gaussian α -cuts, a reasonable goal is to find a root to the function

$$g_\alpha(\xi) := \max_{\theta \in \partial C_\alpha^\xi(x)} \pi_x(\theta) - \alpha.$$

Design of an iterative algorithm to find this root requires care, primarily because evaluating π_x is expensive; so the goal is to evaluate $g_\alpha(\xi)$ with as few π_x evaluations as possible. Cella and Martin (2024) propose to represent the boundary of $C_\alpha^\xi(x)$ by $2D$ -many vectors

$$\vartheta_s^{\xi,\pm} := \hat{\theta}_x \pm \{\chi_{D,1-\alpha}^2 \xi_s / \lambda_s\}^{1/2} e_s, \quad s = 1, \dots, d, \quad (23)$$

where (λ_s, e_s) is the eigenvalue–eigenvector pair corresponding to the s^{th} largest eigenvalue in the spectral decomposition of J_x . Define the vector function \hat{g}_α with components

$$\hat{g}_{\alpha,s}(\xi) = \max\{\pi_x(\vartheta_s^{\xi,+}), \pi_x(\vartheta_s^{\xi,-})\} - \alpha, \quad s = 1, \dots, D. \quad (24)$$

Algorithm 1: Determining $\xi(x, \alpha)$ —from Cella and Martin (2024)

requires: data x , eigen-pairs (λ_s, e_s) , and ability to evaluate π_x ;
initialize: α -level, guess $\xi^{(0)}$, step size sequence (w_t) , and threshold $\varepsilon > 0$;
set: **stop** = FALSE, $t = 0$;
while !**stop** **do**
 construct the representative points $\{\vartheta_s^{\xi^{(t)}, \pm} : s = 1, \dots, D\}$ as in (23);
 evaluate $\hat{g}_{\alpha, s}(\xi_s^{(t)})$ for $s = 1, \dots, D$ as in (24);
 update $\xi_s^{(t+1)} = \xi_s^{(t)} \pm w_{t+1} \hat{g}_{\alpha, s}(\xi_s^{(t)})$ for $s = 1, \dots, D$;
 if $\max_s |\xi_s^{(t+1)} - \xi_s^{(t)}| < \varepsilon$ **then**
 | $\xi(z, \alpha) = \xi^{(t+1)}$;
 | **stop** = TRUE;
 else
 | $t \leftarrow t + 1$;
 end
end
return $\xi(x, \alpha)$;

At least intuitively, negative and positive $\hat{g}_{\alpha, s}(\xi)$ indicate that the α -cut $C_\alpha^\xi(x)$ is too large and too small, respectively in the e_s -direction. From here, Cella and Martin (2024) suggest applying a stochastic approximation algorithm—see Robbins and Monro (1951) and Kushner and Yin (2003)—to construct a sequence $(\xi^{(t)} : t \geq 1)$ of D -vectors that converges to a root of \hat{g}_α and, hence, an approximate root of g_α . For an initial guess $\xi^{(0)}$, the specific sequence is defined as

$$\xi_s^{(t+1)} = \xi_s^{(t)} + w_{t+1} \hat{g}_{\alpha, s}(\xi^{(t)}), \quad s = 1, \dots, D, \quad t \geq 0,$$

where (w_t) is a deterministic sequence that satisfies

$$\sum_{t=1}^{\infty} w_t = \infty \quad \text{and} \quad \sum_{t=1}^{\infty} w_t^2 < \infty.$$

These steps are iterated until (practical) convergence is achieved, and the limit is what I called $\xi(x, \alpha)$ in Section 5. The basic steps are outlined in Algorithm 1, but I refer to Cella and Martin (2024) for further details and discussion.

F Additional examples

F.1 Bivariate normal correlation

A challenging one-parameter inference problem is that where $X = (X_1, \dots, X_n)$ are iid, with $X_i = (X_{1i}, X_{2i})$ a bivariate normal random vector with zero means, unit standard deviations, and correlation $\Theta \in \mathbb{T} = (-1, 1)$ to be inferred. Ironically, the known mean and variance case is more difficult—it's a curved exponential family so the minimal sufficient statistic is not complete and there are various ancillary statistics available to

condition on (e.g., Basu 1964). How this curvature affects asymptotic inference is detailed in Reid (2003). A likelihood-based possibilistic IM, which is exactly valid for all sample sizes and asymptotically efficient, is easy to construct in theory (Martin 2024a, Example 2), but naive computation is relatively expensive because there’s no pivot structure and no closed-form expression for the maximum likelihood estimator. This motivates the faster, approximate solution suggested in Martin (2025) and Section 5 above, based on the variational approximation strategy developed in Cella and Martin (2024).

A relevant feature of the exact IM solution is that, when Θ is relatively close the extremes, i.e., $\Theta \approx \pm 1$, the IM’s possibility contour tends to be very asymmetric. Consequently, approximation suggested in Martin (2025) and Section 5 above, which are based on stitching together symmetric, Gaussian credible intervals, tend to be a bit conservative. Other asymmetric distributions, e.g., skewed normal (e.g., Azzalini 1985), could potentially replace the Gaussian recommendation made in Martin (2025), but that’s beyond the scope of the present paper. I’m mentioning this point here because the same conservative behavior will be observed below with the inner probabilistic approximation; this isn’t a shortcoming of the inner probabilistic approximation itself, but of the choice to bound the IM’s asymmetric level sets using symmetric Gaussian credible limits.

For illustration, let $X = (X_1, \dots, X_n)$ denote (a centered and scaled version of) the law school admissions data analyzed in Efron (1982), where $n = 15$ and the maximum likelihood estimator of Θ is $\hat{\theta}_x = 0.789$. Figure 5(a) shows a plot of the Bayesian posterior density, based on Jeffreys prior, along with samples from the inner probabilistic approximation. (The latter is based on first reparametrizing in terms of Fisher’s z-transformation, i.e., $\Psi = \tanh^{-1} \Theta$, obtaining the inner probabilistic approximation of Ψ , and then transforming back to $\Theta = \tanh \Psi$.) Both distributions are concentrated around the maximum likelihood estimator and have similar shapes, but the Bayes posterior is a little tighter than inner probabilistic approximation.

Is the Bayes posterior distribution too concentrated in the above illustration? If so, then is this aggressive behavior systematic or just a fluke in this one example? To answer these questions, I carried out a brief simulation study, involving 3000 data sets of size $n = 10$ drawn from a standard bivariate normal distribution with $\Theta = 0.7$. For both methods, and each data set X , I evaluate

$$U_X = 1 - |2Q_X(\Theta) - 1|,$$

where $Q_X(\Theta)$ is the cumulative distribution function of the derived posterior distribution, based on the Bayes posterior or the inner probabilistic approximation, evaluated at the true $\Theta = 0.7$. If the random variable U_X is stochastically no smaller than $\text{Unif}(0, 1)$, then the corresponding equal-tailed posterior credible intervals have frequentist coverage probability at or above the nominal level; if U_X is stochastically smaller than $\text{Unif}(0, 1)$, the credible intervals undercover. Figure 5(b) plots the cumulative distribution function of U_X for the two methods and we find that the Jeffreys-prior Bayes solution and the inner probabilistic approximation solution yield U_X that are stochastically smaller and larger than $\text{Unif}(0, 1)$, respectively. This means that the former’s credible intervals generally undercover while the latter’s generally overcover; therefore, the Bayes posterior density displayed in Figure 5(a) might indeed be “too concentrated.”

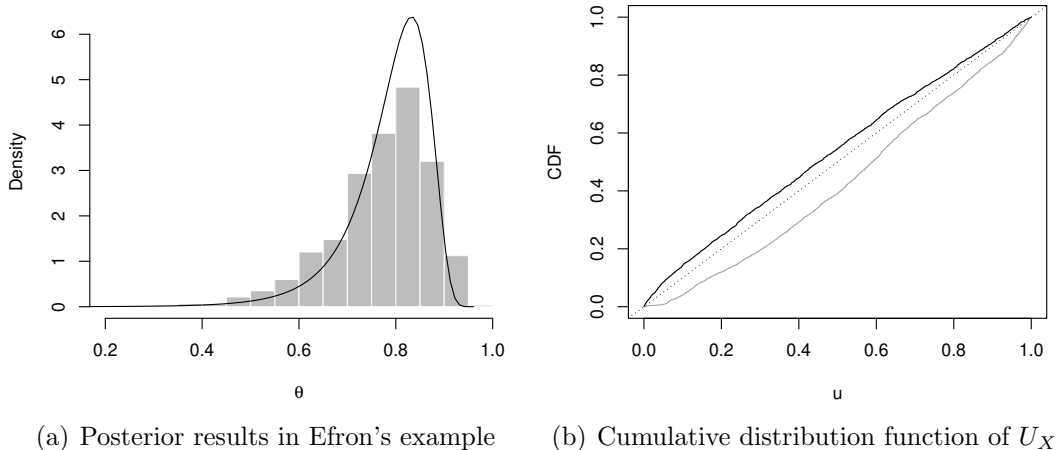


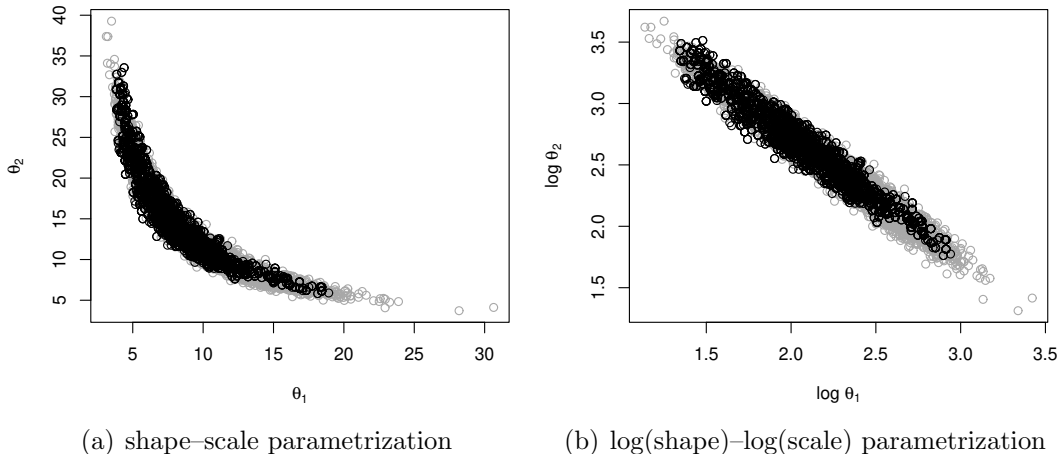
Figure 5: Comparison of Jeffreys-prior Bayes and the possibilistic IM's inner probabilistic approximation. In Panel (a), the solid line is the Bayes posterior density and the bars are based on samples from the inner probabilistic approximation. In Panel (b), the black and gray lines correspond to the Bayes and inner probabilistic approximation solutions, respectively. Definition and explanation of U_X is given in the text.

F.2 Gamma shape and scale

Inference on the parameters of a gamma model is a classical problem. When the shape parameter is unknown, this model lacks the group transformation structure that makes specification of default priors having suitable reliability properties non-trivial. The go-to no-prior Bayes solution invokes Jeffreys prior on the shape–scale parameter pair. Alternatively, a possibilistic IM solution is readily available and doesn't require any prior specification and has reliability guarantees. This IM solution is somewhat expensive to compute, however, at least if a naive approach is taken. Martin (2025) showed how this naive approach can be drastically improved and it's on this more sophisticated/efficient approach that my solution is based. Indeed, here I'm proposing the inner probabilistic approximation of that possibilistic IM, and the sampling from that “posterior distribution” is based on the strategy put forward in Martin (2025).

As a first illustration, reconsider the data analyzed in Fraser et al. (1997) on the survival time (in weeks) for $n = 20$ rats exposed to a certain amount of radiation. Assuming a gamma model with unknown shape and scale parameters, the posterior distributions for the two no-prior Bayes solutions—Jeffreys prior Bayes and the IM's inner probabilistic approximation—are shown in Figure 6, both in the original and log-transformed parametrization. The two posteriors look generally similar and, after log-transformation, they both have Gaussian-like elliptical shapes. The only notable difference is that the Bayes solution is a bit more tightly concentrated than the IM-based solution.

Like in the bivariate normal correlation example above, it's natural to ask if the Bayes solution is actually too tightly concentrated. To assess this, I'll do a brief simulation study. Here I draw 2500 samples of size $n = 20$, with true shape and scale parameters set to be $\Theta_1 = 7$ and $\Theta_2 = 3$, respectively. Similar to the bivariate normal example in the previous



(a) shape–scale parametrization

(b) log(shape)–log(scale) parametrization

Figure 6: Black points are samples from the Jeffreys-prior Bayes posterior distribution in the gamma model; gray points are samples from the IM’s inner probabilistic approximation.

section, for both no-prior Bayes solutions, define the quadratic form of the form

$$\kappa_x(\theta) = (\log \theta - \hat{\mu}_x)^\top \hat{\sigma}_x^{-1} (\log \theta - \hat{\mu}_x),$$

where $\hat{\mu}_x$ and $\hat{\sigma}_x$ are estimates of the posterior mean and posterior covariance matrix of the log-transformed shape and scale parameters. Then I let

$$Q_x(\theta) = \mathbf{Q}_x\{\kappa_x(\tilde{\Theta}) \leq \kappa_x(\theta)\}$$

denote the distribution function of the quadratic form relative to the posterior distribution and, finally, I define

$$U_X = 1 - |2Q_X(\Theta) - 1|,$$

where $\Theta = (7, 3)$ is the true shape and scale parameters. Figure 7 plots the distribution functions of U_X for each of the two methods. Being above the diagonal line indicates that the elliptical credible sets derived from the method’s posterior samples have frequentist coverage probability below the nominal level; similarly, being on or below the line indicates that the credible sets have frequentist coverage probability at or above the nominal level. In this case, the Jeffreys-prior Bayes solution shows severe undercoverage while the IM’s inner probabilistic approximation shows signs of very slight undercoverage for 90 and 95% credible regions. This suggests that the Jeffreys-prior Bayes solutions displayed in Figure 6 might indeed be too tightly concentrated.

References

- Azzalini, A. (1985). A class of distributions which includes the normal ones. *Scand. J. Statist.*, 12(2):171–178.
- Balch, M. S., Martin, R., and Ferson, S. (2019). Satellite conjunction analysis and the false confidence theorem. *Proc. Royal Soc. A*, 475(2227):2018.0565.

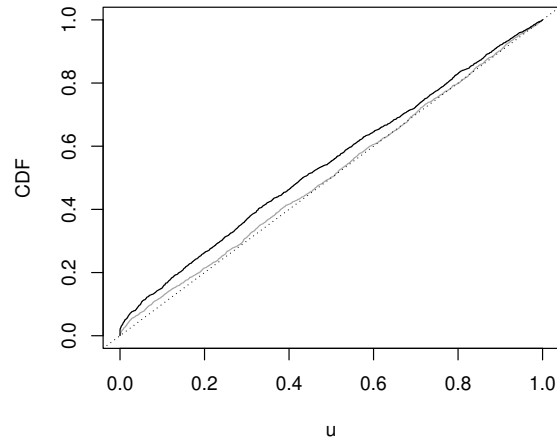


Figure 7: Comparison of Jeffreys-prior Bayes and the possibilistic IM’s inner probabilistic approximation, in particular, distribution functions of U_X corresponding to the Bayes (black) and IM inner probabilistic approximation (gray).

- Basu, D. (1964). Recovery of ancillary information. *Sankhyā Ser. A*, 26:3–16.
- Berger, J. (2006). The case for objective Bayesian analysis. *Bayesian Anal.*, 1(3):385–402.
- Berger, J., Bernardo, J., and Sun, D. (2009). The formal definition of reference priors. *Ann. Statist.*, 37(2):905–938.
- Bernardo, J.-M. (1979). Reference posterior distributions for Bayesian inference. *J. Roy. Statist. Soc. Ser. B*, 41:113–147.
- Bernardo, J.-M. and Smith, A. F. M. (1994). *Bayesian Theory*. Wiley Series in Probability and Mathematical Statistics: Probability and Mathematical Statistics. John Wiley & Sons, Ltd., Chichester.
- Bickel, P. J., Klaassen, C. A. J., Ritov, Y., and Wellner, J. A. (1998). *Efficient and Adaptive Estimation for Semiparametric Models*. Springer-Verlag, New York.
- Cella, L. and Martin, R. (2022a). Direct and approximately valid probabilistic inference on a class of statistical functionals. *Internat. J. Approx. Reason.*, 151:205–224.
- Cella, L. and Martin, R. (2022b). Valid inferential models for prediction in supervised learning problems. *Internat. J. Approx. Reason.*, 150:1–18.
- Cella, L. and Martin, R. (2023). Possibility-theoretic statistical inference offers performance and probativeness assurances. *Internat. J. Approx. Reason.*, 163:109060.
- Cella, L. and Martin, R. (2024). Computationally efficient variational-like approximations of possibilistic inferential models. [arXiv:2404.19224](https://arxiv.org/abs/2404.19224).
- Couso, I., Montes, S., and Gil, P. (2001). The necessity of the strong α -cuts of a fuzzy set. *Internat. J. Uncertain. Fuzziness Knowledge-Based Systems*, 9(2):249–262.

- Cover, T. M. and Thomas, J. A. (2006). *Elements of Information Theory*. Wiley-Interscience [John Wiley & Sons], Hoboken, NJ, second edition.
- Cox, D. R. (2006). *Principles of Statistical Inference*. Cambridge University Press, Cambridge.
- Cramér, H. (1946). *Mathematical Methods of Statistics*, volume vol. 9 of *Princeton Mathematical Series*. Princeton University Press, Princeton, NJ.
- Cunen, C., Hjort, N. L., and Schweder, T. (2020). Confidence in confidence distributions! *Proc. Roy. Soc. A*, 476:20190781.
- Datta, G. S. and Ghosh, J. K. (1995). On priors providing frequentist validity for Bayesian inference. *Biometrika*, 82(1):37–45.
- Dawid, A. P., Stone, M., and Zidek, J. V. (1973). Marginalization paradoxes in Bayesian and structural inference. *J. Roy. Statist. Soc. Ser. B*, 35:189–233. With discussion and reply by the authors.
- De Cooman, G. (1997). Possibility theory. I. The measure- and integral-theoretic groundwork. *Internat. J. Gen. Systems*, 25(4):291–323.
- De Cooman, G. and Aeyels, D. (1999). Supremum preserving upper probabilities. *Inform. Sci.*, 118(1-4):173–212.
- Dempster, A. P. (1966). New methods for reasoning towards posterior distributions based on sample data. *Ann. Math. Statist.*, 37:355–374.
- Dencœux, T. (2006). Constructing belief functions from sample data using multinomial confidence regions. *Internat. J. of Approx. Reason.*, 42(3):228–252.
- Dencœux, T. (2014). Likelihood-based belief function: justification and some extensions to low-quality data. *Internat. J. Approx. Reason.*, 55(7):1535–1547.
- Dencœux, T. (2023a). Parametric families of continuous belief functions based on generalized Gaussian random fuzzy numbers. *Fuzzy Sets and Systems*, 471:Paper No. 108679, 33.
- Dencœux, T. (2023b). Reasoning with fuzzy and uncertain evidence using epistemic random fuzzy sets: general framework and practical models. *Fuzzy Sets and Systems*, 453:1–36.
- Destercke, S. and Dubois, D. (2014). Special cases. In *Introduction to Imprecise Probabilities*, Wiley Ser. Probab. Stat., pages 79–92. Wiley, Chichester.
- Dubois, D. (2006). Possibility theory and statistical reasoning. *Comput. Statist. Data Anal.*, 51(1):47–69.
- Dubois, D., Foulloy, L., Mauris, G., and Prade, H. (2004). Probability-possibility transformations, triangular fuzzy sets, and probabilistic inequalities. *Reliab. Comput.*, 10(4):273–297.

- Dubois, D. and Prade, H. (1988). *Possibility Theory*. Plenum Press, New York.
- Dubois, D. and Prade, H. (1990). Consonant approximations of belief functions. *Internat. J. Approx. Reason.*, 4(5-6):419–449.
- Eaton, M. L. (1989). *Group Invariance Applications in Statistics*. Institute of Mathematical Statistics, Hayward, CA.
- Efron, B. (1982). *The Jackknife, the Bootstrap and other Resampling Plans*, volume 38 of *CBMS-NSF Regional Conference Series in Applied Mathematics*. Society for Industrial and Applied Mathematics (SIAM), Philadelphia, Pa.
- Efron, B. (1998). R. A. Fisher in the 21st century. *Statist. Sci.*, 13(2):95–122.
- Efron, B. (2013). Discussion: “Confidence distribution, the frequentist distribution estimator of a parameter: a review” [mr3047496]. *Int. Stat. Rev.*, 81(1):41–42.
- Fisher, R. A. (1933). The concepts of inverse probability and fiducial probability referring to unknown parameters. *Proc. R. Soc. Lond. A.*, 139:343–348.
- Fisher, R. A. (1935a). The fiducial argument in statistical inference. *Ann. Eugenics*, 6:391–398.
- Fisher, R. A. (1935b). The logic of inductive inference. *J. Roy. Statist. Soc.*, 98:39–82.
- Fisher, R. A. (1939). The comparison of samples with possibly unequal variances. *Ann. Eugenics*, 9:174–180.
- Fraser, D. A. S. (1968). *The Structure of Inference*. John Wiley & Sons Inc., New York.
- Fraser, D. A. S. (2011a). Is Bayes posterior just quick and dirty confidence? *Statist. Sci.*, 26(3):299–316.
- Fraser, D. A. S. (2011b). Rejoinder: “Is Bayes posterior just quick and dirty confidence?”. *Statist. Sci.*, 26(3):329–331.
- Fraser, D. A. S. (2013). Discussion: “Confidence distribution, the frequentist distribution estimator of a parameter: a review” [mr3047496]. *Int. Stat. Rev.*, 81(1):42–48.
- Fraser, D. A. S. (2014). Why does statistics have two theories? In Lin, X., Genest, C., Banks, D. L., Molenberghs, G., Scott, D. W., and Wang, J.-L., editors, *Past, Present, and Future of Statistical Science*, chapter 22. Chapman & Hall/CRC Press.
- Fraser, D. A. S., Bédard, M., Wong, A., Lin, W., and Fraser, A. M. (2016). Bayes, reproducibility and the quest for truth. *Statist. Sci.*, 31(4):578–590.
- Fraser, D. A. S., Reid, N., and Wong, A. (1997). Simple and accurate inference for the mean of a gamma model. *Canad. J. Statist.*, 25(1):91–99.
- Hájek, J. (1972). Local asymptotic minimax and admissibility in estimation. In *Proceedings of the Sixth Berkeley Symposium on Mathematical Statistics and Probability (Univ. California, Berkeley, Calif., 1970/1971)*, Vol. I: *Theory of statistics*, pages 175–194. Univ. California Press, Berkeley, CA.

- Halmos, P. R. (1950). *Measure Theory*. D. Van Nostrand Co., Inc., New York, N. Y.
- Hannig, J., Iyer, H., Lai, R. C. S., and Lee, T. C. M. (2016). Generalized fiducial inference: a review and new results. *J. Amer. Statist. Assoc.*, 111(515):1346–1361.
- Hose, D. (2022). *Possibilistic Reasoning with Imprecise Probabilities: Statistical Inference and Dynamic Filtering*. PhD thesis, University of Stuttgart. https://dominikhose.github.io/dissertation/diss_dhose.pdf.
- Hsu, P. L. (1938). Contributions to the theory of “Student’s” t -test as applied to the problem of two samples. In *Statistical Research Memoirs*, pages 1–24. University College, London.
- Jaynes, E. T. (2003). *Probability Theory: The Logic of Science*. Cambridge University Press, Cambridge.
- Jeffreys, H. (1940). Note on the Behrens-Fisher formula. *Ann. Eugenics*, 10:48–51.
- Jeffreys, H. (1946). An invariant form for the prior probability in estimation problems. *Proc. Roy. Soc. London Ser. A*, 186:453–461.
- Kass, R. E. and Wasserman, L. (1996). The selection of prior distributions by formal rules. *J. Amer. Statist. Assoc.*, 91(435):1343–1370.
- Keynes, J. M. (1921). *A Treatise on Probability*. Macmillan and Co.
- Kim, S.-H. and Cohen, A. S. (1998). On the Behrens-Fisher problem: A review. *Journal of Educational and Behavioral Statistics*, 23(4):356–377.
- Kushner, H. J. and Yin, G. G. (2003). *Stochastic Approximation and Recursive Algorithms and Applications*. Springer-Verlag, New York, second edition.
- Le Cam, L. (1956). On the asymptotic theory of estimation and testing hypotheses. In *Proceedings of the Third Berkeley Symposium on Mathematical Statistics and Probability, 1954–1955, vol. I*, pages 129–156. Univ. California Press, Berkeley-Los Angeles, Calif.
- Le Cam, L. (1960). Locally asymptotically normal families of distributions. Certain approximations to families of distributions and their use in the theory of estimation and testing hypotheses. *Univ. California Publ. Statist.*, 3:37–98.
- Le Cam, L. (1970). On the assumptions used to prove asymptotic normality of maximum likelihood estimates. *Ann. Math. Statist.*, 41:802–828.
- Lehmann, E. L. (1975). *Nonparametrics: Statistical Methods Based on Ranks*. Holden-Day Inc., San Francisco, Calif.
- Lehmann, E. L. and Casella, G. (1998). *Theory of Point Estimation*. Springer Texts in Statistics. Springer-Verlag, New York, second edition.
- Martin, R. (2015). Plausibility functions and exact frequentist inference. *J. Amer. Statist. Assoc.*, 110(512):1552–1561.

- Martin, R. (2018). On an inferential model construction using generalized associations. *J. Statist. Plann. Inference*, 195:105–115.
- Martin, R. (2019). False confidence, non-additive beliefs, and valid statistical inference. *Internat. J. Approx. Reason.*, 113:39–73.
- Martin, R. (2021a). An imprecise-probabilistic characterization of frequentist statistical inference. [arXiv:2112.10904](https://arxiv.org/abs/2112.10904).
- Martin, R. (2021b). Inferential models and the decision-theoretic implications of the validity property. [arXiv:2112.13247](https://arxiv.org/abs/2112.13247).
- Martin, R. (2022a). Valid and efficient imprecise-probabilistic inference with partial priors, I. First results. [arXiv:2203.06703](https://arxiv.org/abs/2203.06703).
- Martin, R. (2022b). Valid and efficient imprecise-probabilistic inference with partial priors, II. General framework. [arXiv:2211.14567](https://arxiv.org/abs/2211.14567).
- Martin, R. (2023a). Fiducial inference viewed through a possibility-theoretic inferential model lens. In Miranda, E., Montes, I., Quaeghebeur, E., and Vantaggi, B., editors, *Proceedings of the Thirteenth International Symposium on Imprecise Probability: Theories and Applications*, volume 215 of *Proceedings of Machine Learning Research*, pages 299–310. PMLR.
- Martin, R. (2023b). Valid and efficient imprecise-probabilistic inference with partial priors, III. Marginalization. [arXiv:2309.13454](https://arxiv.org/abs/2309.13454).
- Martin, R. (2024a). A possibility-theoretic solution to Basu’s Bayesian–frequentist via media. *Sankhya A*, 86:43–70.
- Martin, R. (2024b). Which statistical hypotheses are afflicted by false confidence? In Bi, Y., Jousselme, A.-L., and Denoeux, T., editors, *BELIEF 2024*, volume 14909 of *Lecture Notes in Artificial Intelligence*, pages 140–149, Switzerland. Springer Nature.
- Martin, R. (2025). An efficient Monte Carlo method for valid prior-free possibilistic statistical inference. [arXiv:2501.10585](https://arxiv.org/abs/2501.10585).
- Martin, R. and Liu, C. (2013). Inferential models: a framework for prior-free posterior probabilistic inference. *J. Amer. Statist. Assoc.*, 108(501):301–313.
- Martin, R. and Liu, C. (2015a). *Inferential Models*, volume 147 of *Monographs on Statistics and Applied Probability*. CRC Press, Boca Raton, FL.
- Martin, R. and Liu, C. (2015b). Marginal inferential models: prior-free probabilistic inference on interest parameters. *J. Amer. Statist. Assoc.*, 110(512):1621–1631.
- Martin, R. and Williams, J. P. (2025). Asymptotic efficiency of inferential models and a possibilistic Bernstein–von Mises theorem. *Internat. J. Approx. Reason.*, 180:Paper No. 109389.

- Murph, A., Hannig, J., and Williams, J. P. (2021). Introduction to generalized fiducial inference. *Handbook of Bayesian, Fiducial, and Frequentist Inference*, to appear.
- Nachbin, L. (1965). *The Haar Integral*. D. Van Nostrand Co., Inc., Princeton, N.J.-Toronto-London.
- Neyman, J. (1941). Fiducial argument and the theory of confidence intervals. *Biometrika*, 32:128–150.
- Reid, N. (2003). Asymptotics and the theory of inference. *Ann. Statist.*, 31(6):1695–1731.
- Robbins, H. and Monro, S. (1951). A stochastic approximation method. *Ann. Math. Statistics*, 22:400–407.
- Savage, L. J. (1961). The foundations of statistics reconsidered. In *Proc. 4th Berkeley Sympos. Math. Statist. and Prob., Vol. I*, pages 575–586. Univ. California Press, Berkeley, Calif.
- Scheffé, H. (1970). Practical solutions of the Behrens–Fisher problem. *J. Amer. Statist. Assoc.*, 65:1501–1508.
- Schervish, M. J. (1995). *Theory of Statistics*. Springer-Verlag, New York.
- Schweder, T. and Hjort, N. L. (2013). Discussion: “Confidence distribution, the frequentist distribution estimator of a parameter: a review”. *Int. Stat. Rev.*, 81(1):56–68.
- Schweder, T. and Hjort, N. L. (2016). *Confidence, Likelihood, Probability*, volume 41 of *Cambridge Series in Statistical and Probabilistic Mathematics*. Cambridge University Press, New York.
- Shackle, G. L. S. (1961). *Decision Order and Time in Human Affairs*. Cambridge University Press, Cambridge.
- Shafer, G. (1976). *A Mathematical Theory of Evidence*. Princeton University Press, Princeton, N.J.
- Shafer, G. (1982). Belief functions and parametric models. *J. Roy. Statist. Soc. Ser. B*, 44(3):322–352. With discussion.
- Shafer, G. (1987). Belief functions and possibility measures. In Bezdek, J. C., editor, *The Analysis of Fuzzy Information, Vol. 1: Mathematics and Logic*, pages 51–84. CRC.
- Staicu, A.-M. and Reid, N. M. (2008). On probability matching priors. *Canad. J. Statist.*, 36(4):613–622.
- Stein, C. (1959). An example of wide discrepancy between fiducial and confidence intervals. *Ann. Math. Statist.*, 30:877–880.
- Taraldsen, G. (2021). Joint confidence distributions. <https://doi.org/10.13140/RG.2.2.33079.85920>.

- Thornton, S. and Xie, M.-g. (2020). Bridging Bayesian, frequentist and fiducial (BFF) inferences using confidence distribution. *arXiv:2012.04464*.
- Tibshirani, R. (1989). Noninformative priors for one parameter of many. *Biometrika*, 76(3):604–608.
- van der Vaart, A. W. (1998). *Asymptotic Statistics*. Cambridge University Press, Cambridge.
- Walley, P. (1991). *Statistical Reasoning with Imprecise Probabilities*, volume 42 of *Monographs on Statistics and Applied Probability*. Chapman & Hall Ltd., London.
- Walley, P. (1997). Statistical inferences based on a second-order possibility distribution. *Internat. J. Gen. Systems*, 26(4):337–383.
- Wasserman, L. A. (1990a). Belief functions and statistical inference. *Canad. J. Statist.*, 18(3):183–196.
- Wasserman, L. A. (1990b). Prior envelopes based on belief functions. *Ann. Statist.*, 18(1):454–464.
- Welch, B. L. (1938). The significance of the difference between two means when the population variances are unequal. *Biometrika*, 29:350–362.
- Welch, B. L. (1947). The generalization of ‘Student’s’ problem when several different population variances are involved. *Biometrika*, 34:28–35.
- Wilks, S. S. (1938). The large-sample distribution of the likelihood ratio for testing composite hypotheses. *Ann. Math. Statist*, 9:60–62.
- Xie, M. and Singh, K. (2013). Confidence distribution, the frequentist distribution estimator of a parameter: a review. *Int. Stat. Rev.*, 81(1):3–39.
- Zabell, S. L. (1992). R. A. Fisher and the fiducial argument. *Statist. Sci.*, 7(3):369–387.
- Zadeh, L. A. (1975a). The concept of a linguistic variable and its application to approximate reasoning. I. *Information Sci.*, 8:199–249.
- Zadeh, L. A. (1975b). Fuzzy logic and approximate reasoning. *Synthese*, 30(3–4):407–428.
- Zadeh, L. A. (1978). Fuzzy sets as a basis for a theory of possibility. *Fuzzy Sets and Systems*, 1(1):3–28.