

Maximum Redundancy Pruning: A Principle-Driven Layerwise Sparsity Allocation for LLMs

Chang Gao¹, Kang Zhao², Jianfei Chen² and Liping Jing¹

¹Beijing Jiaotong University

²Tsinghua University

22110098@bjtu.edu.cn, zhaokang29@huawei.com, jianfeic@tsinghua.edu.cn, lpjing@bjtu.edu.cn

Abstract

Large language models (LLMs) have demonstrated impressive capabilities, but their enormous size poses significant challenges for deployment in real-world applications. To address this issue, researchers have sought to apply network pruning techniques to LLMs. A critical challenge in pruning is allocation the sparsity for each layer. Recent sparsity allocation methods is often based on heuristics or search that can easily lead to suboptimal performance. In this paper, we conducted an extensive investigation into various LLMs and revealed three significant discoveries: (1) the layerwise pruning sensitivity (LPS) of LLMs is highly non-uniform, (2) the choice of pruning metric affects LPS, and (3) the performance of a sparse model is related to the uniformity of its layerwise redundancy level. Based on these observations, we propose that the layerwise sparsity of LLMs should adhere to three principles: *non-uniformity*, *pruning metric dependency*, and *uniform layerwise redundancy level* in the pruned model. To this end, we proposed Maximum Redundancy Pruning (MRP), an iterative pruning algorithm that prunes in the most redundant layers (*i.e.*, those with the highest non-outlier ratio) at each iteration. The achieved layerwise sparsity aligns with the outlined principles. We conducted extensive experiments on publicly available LLMs, including the LLaMA2 and OPT, across various benchmarks. Experimental results validate the effectiveness of MRP, demonstrating its superiority over previous methods.

1 Introduction

Large language models (LLMs), which have demonstrated exceptional performance across a range of applications, have sparked an unprecedented race between tech giants and academic institutions to develop models with billions of parameters [Brown *et al.*, 2020; Touvron *et al.*, 2023]. However, their massive size and high computational demands raise concerns about financial costs and environmental impact. [Luccioni *et al.*, 2023; Patterson *et al.*, 2021]. Consequently, efficiently compressing LLMs has become a key research focus.

Network pruning, a well-established model compression technique, holds promise as a solution for reducing the size of LLM. Conventional pruning methods [LeCun *et al.*, 1989] propose extensive pruning metrics [Hu, 2016] and layerwise sparsity allocation strategies [Lin *et al.*, 2020; Sui *et al.*, 2021]. However, these methods are difficult to transfer to LLMs due to differences in architectures and high cost of the extra training.

To address this, some efforts such as SparseGPT [Frantar and Alistarh, 2023] and Wanda [Sun *et al.*, 2024] have been developed specifically for LLMs pruning. SparseGPT prunes unimportant weights and reconstructs layerwise outputs. Wanda prunes weights based on the product of weights and activation magnitudes. These methods assign a uniform sparsity to each layer, which is often suboptimal given the varying importance of layers in LLMs. Recent methods employ search strategies (*e.g.*, evolutionary algorithms [Li *et al.*, 2024a] and linear programming [Li *et al.*, 2024b]) or heuristic functions [Yin *et al.*, 2024] to allocate layerwise sparsity. However, for high-dimensional search spaces, these approaches often yield suboptimal solutions. This dilemma highlights the challenge of finding an optimal layerwise sparsity in a high-dimensional space without principled constraints. Consequently, a pressing question arises:

What principles should layerwise sparsity follow for LLMs?

To answer this question, we analyze the sensitivity of each layer in LLMs to pruning. Based on empirical results under various settings—including different architectures, pruning metrics, and model sizes—we draw several key conclusions. First, the sensitivity of different layers to pruning varies significantly: some layers maintain performance even under high sparsity, while others experience severe degradation. This observation suggests that LLM pruning should adopt *non-uniform* layerwise sparsity. Second, we find that layer sensitivity is influenced by the pruning metric, indicating that LLM pruning should use the *metric-dependent* layerwise sparsity. Third, the performance of sparse models is correlated with the uniformity of layerwise redundancy, suggesting that sparsity allocation should aim to *make layerwise redundancy more uniform*. Based on these principles, we propose an iterative maximum redundancy pruning (MRP) method. In each iteration, this method quantifies the redundancy of each layer using non-outlier ratios and prunes in the most redundant layer until the target sparsity is achieved.

Contributions: This paper investigates the layerwise sparsity in LLM pruning and summarizes the following key insights based on empirical studies:

- **Sensitivity to pruning varies across layers in LLMs**, indicating that non-uniform pruning is necessary.
- **Pruning sensitivity is influenced by the pruning metrics**, indicating that layerwise sparsity should depend on the pruning metric.
- **The performance of a sparse model is positively correlated with the uniformity of layerwise redundancy level**, indicating that sparsity allocation should make the redundancy levels across layers as uniform as possible.

Building on these findings, we propose a maximum redundancy pruning method, which we extensively evaluate on LLMs, including LLaMA2 and OPT. The results demonstrate that MRP consistently outperforms existing LLM pruning methods in language modeling and zero-shot classification. Especially surprising is that pruning the LLaMA2-13B model with “MRP+LoRA” down to 7B slightly outperforms the LLaMA2-7B from scratch training.

2 Related Work

Layerwise Sparsity for Pruning. Early approaches used uniform pruning [LeCun *et al.*, 1989; Hu, 2016], where all layers are pruned at the same sparsity. However, [Frankle and Carbin, 2018] highlighted that different layers have varying importance, making this strategy suboptimal. To address this issue, some methods [Molchanov *et al.*, 2019; Molchanov *et al.*, 2016; Nonnenmacher *et al.*, 2021; Zhang *et al.*, 2022b] automatically determine layerwise sparsity by selecting critical parameters across the entire network. Other studies [He *et al.*, 2018; Yu *et al.*, 2021] treat pruning as a search problem to identify layerwise sparsity. In contrast to these techniques for CNN models in vision tasks, our method focuses specifically on LLMs.

LLM Pruning. In contrast to traditional techniques, LLM pruning emphasizes data and time efficiency, meaning that pruned models do not require extensive retraining. LLM-Pruner [Ma *et al.*, 2023] offers a structured pruning method based on model dependency relations and uses LoRA to recover the pruned model’s performance. SparseGPT [Frantar and Alistarh, 2023] introduces an effective Hessian matrix estimation technique in large-scale models. In addition, Wanda [Sun *et al.*, 2024] adopts a direct strategy based on the product of weights and activation values to eliminate weights. These methods apply a uniform pruning rate across all layers. Recently, several approaches have been proposed to achieve non-uniform layerwise sparsity. BESA [Xu *et al.*, 2024] employs a differentiable approach to search for optimal layerwise sparsity. DSA [Li *et al.*, 2024a] utilizes a distribution function to allocate sparsity to layers, with the function being searched through evolutionary algorithms. ALS [Li *et al.*, 2024b] develops an adaptive sparsity allocation strategy based on evaluating the relevance matrix using linear optimization. OWL [Yin *et al.*, 2024] linearly maps the non-outlier ratio of each layer to its sparsity. These methods

rely on search processes or simple linear functions to derive sparsity or allocation strategies. However, for the high-dimensional search space of layerwise sparsity, they cannot guarantee achieving optimal solutions. To address this, we conduct dense empirical research to summarize LLM-specific pruning principles and propose a sparsity allocation strategy that satisfies these principles.

3 Empirical Study

Traditional networks often use typically assign uniform pruning ratios across layers, limiting overall pruning ability. Methods that allocate layerwise sparsity through heuristics or search strategies also struggle to achieve optimal solutions. To address this, we analyze the sensitivity of individual layers to pruning to understand their importance to overall performance. Based on this analysis, we investigate layerwise sparsity patterns to develop LLM-specific pruning strategies. In this section, we aim to derive the principles that layerwise sparsity in LLMs should follow through empirical studies.

Layerwise Pruning Sensitivity (LPS). Our preliminary research primarily focuses on Layerwise Pruning Sensitivity (LPS), which can be utilized to measure the sensitivity of each layer to pruning. Pruning quality is evaluated based on post-pruning performance. Thus, we define pruning sensitivity as the performance degradation after pruning. By measuring the pruning sensitivity of each layer, we can obtain the LPS of the whole model.

To better describe our approach, necessary notations are introduced first. Let the original model M have L layers. We define $P(M, \mathbf{R}^l)$ as the sparse model obtained by applying pruning to the l -th layer of M , where $P(\cdot)$ represents the pruning operation. The sparsity ratio $\mathbf{R}^l = [0, \dots, r, \dots, 0]$ specifies that pruning is applied only to l -th layer, while the sparsity ratios for all other layers are set to zero. To quantify the pruning sensitivity S^l of the l -th layer, we measure the performance difference between the original model and the pruned model. Specifically, we calculate:

$$S^l = |acc(M) - acc(P(M, \mathbf{R}^l))|,$$

where $acc(\cdot)$ represents the performance evaluation metric (e.g., accuracy). By repeating this process for all layers, we obtain the layerwise pruning sensitivity (LPS), denoted as:

$$LPS = [S^1, S^2, \dots, S^L].$$

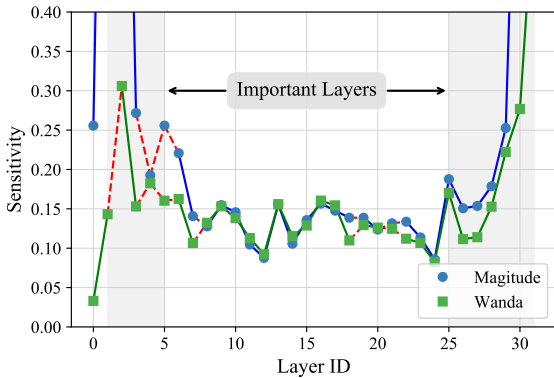
Based on LPS, we conducted the following empirical study to better understand the role of non-uniform pruning in LLMs.

3.1 Empirical Study I: LLMs vs. LPS

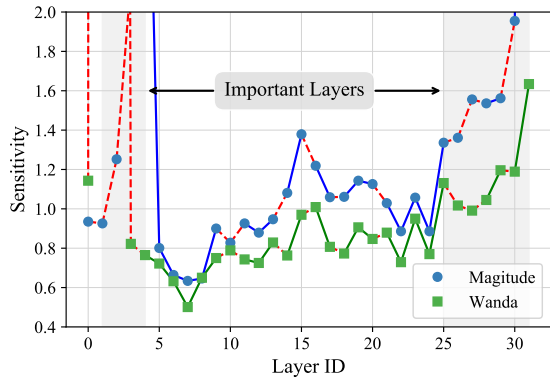
To comprehensively investigate whether pruning LLMs requires differentiated treatment across individual layers, we analyzed the LPS of the model under various settings, including architecture (LLaMA2-7B, 13B), OPT-6.7B, VICUNA-7B [Zheng *et al.*, 2023], Mixtral-56B [Jiang *et al.*, 2024], and LLaVA-7B [Liu *et al.*, 2024]), pruning metrics (Magnitude and Wanda), pruning granularity (unstructured, semi-structured, and structured), and tasks (language model and zero-shot tasks). If the LPS of the model exhibits a non-uniform pattern, it implies that pruning LLMs should adopt non-uniform layerwise sparsity ratios, and vice versa.

Model	Param	Granularity	Metric	Non-uniform	60% / 4:8		70% / 5:8		80% / 6:8	
					Min	Max	Min	Max	Min	Max
LLaMA2	7B	Unstructured	Magnitude	✓	0.05	3.80	0.09	5.41	0.15	16.00
			Wanda	✓	0.01	0.20	0.04	0.55	0.09	1.34
		Semi-structured	Magnitude	✓	0.03	1.54	0.07	2.68	0.15	19.20
	13B	Unstructured	Wanda	✓	0.01	0.15	0.03	0.49	0.10	1.34
			Wanda	✓	0.24	6.8e2	0.23	3e3	0.22	2.1e4
		Structured	Wanda	✓	0.03	0.50	0.06	0.68	0.10	0.90
OPT	6.7B	Unstructured	Wanda	✓	0.01	0.14	0.03	0.31	0.06	0.66
			Wanda	✓	0.03	0.32	0.05	0.59	0.09	1.77
		Semi-structured	Wanda	✓	0.01	0.11	0.02	0.29	0.07	0.67
	7B	Unstructured	Wanda	✓	0.13	1.5e3	0.13	3e4	0.13	3.3e4
			Wanda	✓	0.64	4.94	0.63	6.66	0.60	1.6e3
		Structured	Wanda	✓	0.51	1.32	0.50	2.2e2	0.52	3.2e4
VICUNA	6.7B	Unstructured	Magnitude	✓	0.55	2.29	0.56	4.2e2	0.58	2.6e4
			Wanda	✓	0.61	1.22	0.56	6.92	0.55	3.1e4
		Semi-structured	Wanda	✓	0.51	20.58	0.49	1.7e2	0.48	2.8e3
	7B	Unstructured	Magnitude	✓	0.03	2.29	0.06	3.40	0.11	14.31
			Wanda	✓	0.02	0.48	0.05	0.99	0.11	1.93
		Semi-structured	Magnitude	✓	0.02	1.13	0.05	2.09	0.13	15.59
Mixtral	56B	Unstructured	Wanda	✓	0.01	0.40	0.03	0.93	0.11	1.97
			Wanda	✓	0.17	1.9e2	0.17	2.4e2	0.16	4.4e2
		Structured	Wanda	✓	0.02	0.88	0.06	0.88	0.16	3.79
	7B	Unstructured	Magnitude	✓	0.02	0.21	0.06	0.38	0.18	0.65
			Magnitude	✓	L-Min:0.00	L-Max:2.20	V-Min:0.00	V-Max:1.90		
		Semi-structured	Magnitude	✓	L-Min:0.00	L-Max:2.90	V-Min:0.00	V-Max:1.20		

Table 1: The summary of LPS across sparsity levels. Only the maximum and minimum values are shown here. WikiText2 perplexity for LLMs; MM-Vet results for LLaVA at 70% sparsity (Language and Vision heads separately).



(a) LLaMA2-7B



(b) OPT-6.7B

Figure 1: The LPS (WikiText2 perplexity) of the model under different pruning metrics. The red line highlights layers where sensitivity reversal occurs, marking only adjacent layers for clarity. Important layers are more sensitive to pruning. See Appendix A for more results.

Model	LLaMA2-7B		OPT-6.7B		LLaMA2-13B	
	0	31	0	2	0	39
Wanda	0.18	2.15	0.40	12.79	0.17	0.95
Magnitude	0.38	6.03	0.42	3.63	0.83	1.92

Table 2: Sensitivity of different layers on seven zero-shot tasks. See Appendix A for details and more results.

Results: The LPS of LLMs exhibits a highly non-uniform pattern across layers. The complete experimental results are provided in Appendix A, with a summary of the results on the language modeling task (WikiText2) presented in Table 1. In Table 1, LPS is considered non-uniform when the maximum sensitivity exceeds twice the minimum sensitivity. Table 1 illustrates that LPS is non-uniform in all settings, with the maximum sensitivity being thousands of times larger than the minimum in some cases. Additionally, this disparity grows progressively as the sparsity level increases.

Additionally, we present results on zero-shot tasks in Table 2, where the LPS similarly demonstrates non-uniform behavior. The observed non-uniformity reflects the varying importance of layers in LLMs. Therefore, uniform pruning may degrade performance, especially in the case of high sparsity. Differentiated pruning strategies, which assign different sparsity ratios to layers, are crucial for preserving accuracy while increasing sparsity.

In addition to the standard architectures discussed above, we also conducted experiments on specialized architectures, including Mixtral-56B (an MoE model) and LLaVA-7B (a multimodal model). For Mixtral-56B, the LPS is non-uniform, and the gap between the maximum and minimum sensitivity increases as the sparsity rises. Similarly, for LLaVA-7B, the LPS of the visual and language heads is also non-uniform. These results provide valuable insights for future pruning efforts on specialized architectures.

Model	LLaMA2 7B	BaiChuan 7B	OPT 6.7B	LLaMA2 13B
Is there a reversal?	✓	✓	✓	✓
Reversal rate	21.37%	23.08%	23.39%	9.62%

Table 3: Pruning sensitivity reversal for multiple LLMs.

Sparsity	Pruning Metric	Uniform	OWL
0.5	Magnitude	16.03	17.72
	Wanda	6.92	6.86
0.7	Magnitude	49911.45	59240.68
	Wanda	80.40	30.22

Table 4: WikiText2 perplexity with LLaMA2-7B of various metric.

3.2 Empirical Study II: Pruning Metric vs. LPS

We further investigate the relationship between pruning metrics and LPS. This study aims to explore whether the optimal layerwise sparsity correlates with the pruning metric, *i.e.*, whether different pruning metrics can share a unified layerwise sparsity. To achieve this, we presented the LPS of different models under different pruning metrics.

Results: The LPS of the model varies across different pruning metrics. In Figure 1, we illustrate the LPS of the model under various pruning metrics. A notable phenomenon we observed is **sensitivity reversal**, *i.e.*, the pruning sensitivity ranking of layers changes under different pruning metrics. For example, under Magnitude pruning, i -th layer is more sensitive than j -th layer, whereas under Wanda pruning, j -th layer becomes more sensitive than i -th layer. This sensitivity reversal is consistently observed across multiple model architectures and is also evident in important layers. Table 3 further statistics this phenomenon. As shown in the table, the reversal rate is at least around 10%, and for some low-parameter LLMs, it can exceed 20%. These results suggest that LPS is metric-dependent. Thus, the layerwise sparsity should be adjusted according to the specific pruning metric. Furthermore, in Table 4, we compare model performance under different layerwise sparsity ratios for each pruning metric. The results reveal that the effectiveness of layerwise sparsity ratios varies with the metric. For example, uniform pruning performs better under Magnitude pruning, while OWL yields superior results under Wanda pruning. This highlights the need to adjust layerwise pruning ratios based on the chosen metric, as their interaction directly affects model performance.

Model	Method	Perplexity	Max-Min (%)
LLaMA2-7B	Global	5016.12	12.32
	Uniform	80.4	4.42
	ER	80.4	4.43
	OWL	30.47	3.43
OPT-6.7B	Global	13792.27	70.1
	Uniform	162.92	33.17
	ER	162.81	33.19
	OWL	40.22	21.25

Table 5: WikiText2 perplexity and layerwise redundancy differences of different pruning methods.

Method	Non-uniform sparsity	Metric Dependency	Uniform redundancy
Global	✓	✓	✗
Uniform	✗	✗	✗
ER	✓	✗	✗
OWL	✓	✗	✓
MRP	✓	✓	✓

Table 6: Principles satisfied by the current approach.

3.3 Empirical Study III: Sparse Model vs. Layerwise Redundancy Level

Section 3.1 demonstrates that pruning some layers to high sparsity does not affect the overall model performance, while pruning others can lead to performance collapse. This suggests that redundancy levels vary across layers in LLMs. As critical information is often stored in weight outliers, the redundancy level can be defined as the non-outlier ratio (NOR), formalized as follows. For a layer with input $\mathbf{X} \in \mathbb{R}^{N \times C_{in}}$ and weight $\mathbf{W} \in \mathbb{R}^{C_{out} \times C_{in}}$, its redundancy level is

$$D = 1 - \frac{\sum_{i=1}^{C_{out}} \sum_{j=1}^{C_{in}} \mathbb{I}(\mathbf{A}_{ij} > \mathbf{M} \cdot \bar{\mathbf{A}})}{C_{in} C_{out}} \quad (1)$$

where N is the number of tokens, $\mathbf{A}_{ij} = \|\mathbf{X}_j\|_2 \cdot \|\mathbf{W}_{ij}\|_2$ is the outlier score of weight \mathbf{W}_{ij} , $\mathbb{I}(\cdot)$ is the indicator function, and $\mathbf{M}=5$ (original settings). OWL aligns layerwise sparsity with layerwise redundancy level, ensuring more uniform redundancy. Inspired by this approach, we hypothesize that the performance of sparse models is correlated with the uniformity of layerwise redundancy level. We validate this hypothesis through experiments using different methods (Global, Uniform, ER [Mocanu *et al.*, 2018], and OWL) on LLaMA2-7B and OPT-6.7B. The LRL is calculated based on the C4 [Raffel *et al.*, 2020] dataset.

Results: The more uniform the redundancy level across layers in a sparse model, the better its performance. We quantify the non-uniformity of layerwise redundancy level as the gap between the maximum and minimum redundancy levels (Max-Min). Table 5 presents the relationship between Max-Min and the performance of sparse models. From the table, it can be concluded that higher non-uniformity in redundancy correlates with lower sparse model performance. The more advanced OWL technique achieves the most uniform layerwise redundancy in the sparse model. The success of OWL demonstrates that pruning should dynamically adjust layerwise sparsity based on redundancy distribution, rather than relying on simple uniform sparsity allocation.

3.4 Empirical Conclusion

Based on the results of the three empirical studies discussed above, we summarize three key principles for pruning LLMs: ① Non-uniform pruning should be applied to LLMs; ② Layerwise sparsity ratios are dependent on the pruning metric; and ③ The layerwise redundancy level in the sparse model should be as uniform as possible.

4 Maximum Redundancy Pruning

This section introduces a Maximum Redundancy Pruning (MRP) method and analyses how it satisfies the previously concluded pruning principles.

Metric	Method	LLaMA-2			LLaMA-3	OPT	Average
		7B	13B	70B	8B	6.7B	
Dense	-	5.47	4.88	3.12	6.14	10.13	5.95
Magnitude	Uniform	49911.45	214.23	423.75	1625338.50	290985.03	393374.59
	OWL	59240.68	59.20	22.21	1342210.00	16547.77	283615.97
	MRP	14055.67	58.97	21.59	169474.17	16497.06	40021.49
Wanda	Uniform	80.40	45.42	10.61	121.92	162.92	84.25
	OWL	30.47	17.91	9.02	90.45	40.22	37.61
	MRP	23.54	15.18	8.57	63.13	34.06	28.90
SparseGPT	Uniform	27.52	19.97	9.33	41.84	20.45	23.82
	OWL	20.51	14.53	8.20	36.51	22.48	20.45
	MRP	19.19	12.83	7.72	34.99	20.83	19.11

Table 7: WikiText2 validation perplexity of layerwise sparsity allocation methods at 70% sparsity.

Algorithm 1 Maximum Redundancy Pruning algorithm

Input: Original model M , Initial pruning ratio r , Target pruning ratio r_T , Initial pruning step size s_0 , Minimum pruning step size s_{min} , Decay coefficient α

Output: Sparse model \hat{M}

```

1: Let  $\mathbf{R} = [r] \times L, s = s_0$ .      ▷ Initialize layerwise sparsity.
2:  $\hat{M} = P(M, \mathbf{R})$                   ▷ Pruning
3:  $r_c = \text{check\_sparsity}(\hat{M})$       ▷ Calculate global sparsity.
4: while  $r_c < r_t$  do
5:    $\text{LRL} = \text{check\_NOR}(\hat{M})$         ▷ Calculate LRL by Eq. 1.
6:    $ID = \text{ARGMAX}(\text{LRL})$           ▷ Select the most redundant layer.
7:    $\mathbf{R}[ID] = \mathbf{R}[ID] + s$           ▷ Update layerwise sparsity.
8:    $\hat{M} = P(\hat{M}, \mathbf{R})$ 
9:    $s = \text{MAX}(s * \alpha, s_{min})$       ▷ Update pruning step size.
10:   $r_c = \text{check\_sparsity}(\hat{M})$ 
11: end while
12: return Sparse model  $\hat{M}$ 

```

4.1 Method

The empirical studies above reveal three key principles that need be met when pruning LLMs. However, existing methods do not fully consider these principles (Table 6). Global pruning often excessively prunes some layers, resulting in highly uneven redundancy across layers, which violates Principle 3. Uniform pruning assigns a fixed sparsity to all layers, thus failing to satisfy any of the principles. ER relies solely on the number of neurons per layer, neglecting Principles 2 and 3. While OWL adjusts layerwise sparsity based on layerwise outlier ratio, it is a metric-independent approach and does not consider the impact of pruning metrics on the sparsity. The neglect of these principles leads to suboptimal performance. Therefore, there is a need of an ideal layerwise sparsity that satisfy all the principles.

To address this issue, we propose a Maximum Redundancy Pruning (MRP) strategy that satisfies all three principles. MRP iteratively prunes in the most redundant layers, thereby making the layerwise redundancy as uniform as possible. Specifically, at each iteration, we calculate the layerwise redundancy level (LRL) based on the C4 dataset, denoted as $\text{LRL} = [D^1, D^2, \dots, D^L]$, using Eq. 1. Then we prune at the layers with the highest redundancy level. This iterative process is repeated until the global sparsity reaches the target. Additionally, We perform low-sparsity uniform pruning before iterations. At low sparsity, layers have similar sensitivity, so pre-pruning reduces iterations without af-

fecting results. Note that we assign a distinct sparsity ratio for each Transformer block instead of each layer, which follows OWL. The complete process are provided in Algorithm 1. The hyperparameter settings are provided in Appendix B.

4.2 Analysis

We analyzed how MRP aligns with principles, as follows.

Non-uniform sparsity. In each iteration, MRP prunes only in the most redundant layer, resulting in higher sparsity for redundant layers while maintaining lower sparsity for other layers. Clearly, MRP satisfies this principle.

Metric-dependent sparsity. In this algorithm, the layerwise redundancy is recalculated at each iteration, with redundancy quantified using the non-outlier ratio. This design accounts for the impact of previous pruning operations on the non-outlier. Since different pruning metrics affect the non-outlier ratio differently, the layerwise sparsity obtained by MRP varies across different pruning metrics. Therefore, MRP satisfies this principle.

Uniform layerwise redundancy. According to Principle 3, a better layerwise pruning sparsity leads to a more uniform LRL, *i.e.*, a smaller $R = \max(\text{LRL}) - \min(\text{LRL})$.

Based on the above, we proceed to analyze the MRP method. We assume that the initial layerwise redundancy for the b -th iteration is represented as $\text{LRL}_b = [D^1, \dots, D^i, \dots, D^j, \dots, D^L]$, where D^i and D^j represent the maximum and minimum values, respectively. The degree of non-uniformity is $R_b = D^i - D^j$. After pruning the most redundant layer (i -th), the non-outlier ratio of the i -th layer decreased ϵ , since pruning tends to remove non-outliers. This results in a new layerwise redundancy $\text{LRL}_{b+1} = [D^1, \dots, D^i - \epsilon, \dots, D^j, \dots, D^L]$, where the pruning step size is small enough that $D^i - \epsilon \geq D^j$. The degree of non-uniformity after pruning is given by:

$$R_{b+1} = \max(\text{LRL}_{b+1}) - \min(\text{LRL}_{b+1}) \leq D^i - D^j = R_b.$$

Therefore, we conclude that pruning the most redundant layer can lead to a more uniform layerwise redundancy, and MRP iteratively repeats this process to achieve uniformity.

5 Experiments

In this section, we evaluate MRP’s performance across multiple LLMs, including LLaMA2-(7B/13B/70B) [Touvron *et al.*, 2023], LLaMA3-8B, and OPT-6.7B [Zhang *et al.*, 2022a]. Our evaluation protocol is consistent with prior LLM pruning

LLaMA2	Metric	Method	BoolQ	RTE	HellaSwag	WinoGrande	ARC-e	ARC-c	OBQA	Average
7B	Dense	-	77.71	63.18	75.00	69.06	68.90	43.09	41.20	62.59
	Magnitude	Uniform	37.95	53.07	25.74	49.49	28.24	24.49	29.00	35.42
		OWL	38.75	52.35	28.96	48.38	31.82	25.43	27.80	36.21
		MRP	38.96	53.07	37.49	49.25	35.23	25.94	31.20	38.73
	Wanda	Uniform	54.46	52.71	30.60	49.09	32.15	19.62	22.60	37.32
		OWL	61.83	52.71	37.79	55.88	41.54	23.72	29.40	43.27
		MRP	62.20	52.71	46.64	61.72	45.66	25.60	30.40	46.42
	SparseGPT	Uniform	64.59	54.87	41.10	58.48	42.00	24.74	30.60	45.20
		OWL	67.13	52.71	47.69	62.04	45.33	25.94	31.40	47.46
		MRP	68.07	52.71	51.15	63.54	45.29	25.85	32.00	48.37
13B	Dense	-	80.55	65.34	78.25	72.06	71.84	47.78	43.00	65.55
	Magnitude	Uniform	38.72	52.71	29.06	49.33	30.81	22.95	24.40	35.43
		OWL	38.38	52.71	42.98	53.12	34.34	25.34	28.20	39.30
		MRP	38.56	52.71	47.00	57.14	39.73	29.27	29.00	41.92
	Wanda	Uniform	62.26	52.71	31.61	51.85	35.86	19.03	26.80	40.02
		OWL	64.92	52.71	49.68	60.93	49.92	28.58	35.60	48.91
		MRP	68.20	52.71	53.97	65.19	50.84	29.27	35.00	50.74
	SparseGPT	Uniform	67.55	53.07	47.00	61.80	48.19	27.22	33.00	48.26
		OWL	68.69	54.15	54.33	66.38	50.80	31.48	37.60	51.92
		MRP	74.40	55.23	56.61	67.80	51.43	31.00	36.40	53.26

Table 8: Accuracies (%) for 7 zero-shot tasks with 70% sparsity using LLaMA2-7B and 13B.

Sparsity	Dense	10%	20%	30%	40%	50%	60%	70%	80%	90%
Latency (ms)	390.38	402.71	409.20	399.37	373.22	329.24	240.99	222.39	203.65	181.37
Throughput (tokens/sec)	2.56	2.48	2.44	2.50	2.68	3.04	4.15	4.50	4.91	5.51
Speedup	1.00×	0.97×	0.95×	0.98×	1.05×	1.19×	1.62×	1.76×	1.92×	2.15×

Table 9: End-to-end decode latency speedup of LLaMA2-7B-chat-hf using MRP with the DeepSparse inference engine.

methods, incorporating assessments of both language modeling and zero-shot capabilities. To demonstrate generalizability, we incorporate MRP directly into three metrics, including Magnitude, Wanda, and SparseGPT. The only distinction between these variants lies in their layerwise sparsity ratios. Additional details about the experimental setup can be found in Appendix B.

5.1 Main Experiments

Language Modeling. In Table 7, we report the perplexity of various pruned LLMs at 70% sparsity. The results can be summarized as follows: (1) **MRP, as a general layerwise sparsity method, is effective across various scenarios.** It demonstrates its efficacy in reducing perplexity, regardless of pruning metrics (such as Magnitude, Wanda, and SparseGPT), architectures (including LLaMA2, LLaMA3, and OPT), or model sizes (ranging from 7B, 13B, to 70B). (2) **The benefits of MRP increase significantly as the model size decreases.** Specifically, as LLaMA2 scales from 70B to 7B, the performance gains from MRP show a clear and monotonic increase. In particular, the performance improvement of MRP with Wanda is 2.04 for LLaMA2-70B, while it reaches 56.86 for LLaMA2-7B. This result aligns with the prior finding that smaller models have more non-uniform LPS.

Zero-shot Tasks. To validate MRP’s generalizability, we evaluated the zero-shot ability of various sparse LLMs on different zero-shot downstream tasks with prompting, including BoolQ [Clark *et al.*, 2019], RTE [Wang, 2018], HellaSwag [Zimmer *et al.*, 2023], WinoGrande [Sakaguchi *et al.*, 2021], ARC Easy and Challenge [Clark *et al.*, 2018], and OpenBookQA [Mihaylov *et al.*, 2018], as shown in Table 8. These experiments were conducted using the LLaMA2 at a 70%

sparsity. Overall, MRP achieved the highest accuracy across nearly all settings. This result highlights the potential of MRP for more challenging tasks.

Inference Speedup. We analyzed the speedup achieved by MRP, as shown in Table 9. The reported acceleration corresponds to the end-to-end decoding latency of LLaMA2-7B-chat-hf [Touvron *et al.*, 2023], in the DeepSparse inference engine [NeuralMagic, 2021] on a 32-core Intel Xeon Platinum 8358P CPU. The results indicate that when the global sparsity reaches 70%, the speedup reaches 1.76×. Notably, as the sparsity increases, the acceleration gain becomes even more significant. For example, at 90% sparsity, the speedup is approximately 2.15×, providing additional motivation for future efforts targeting extreme sparsity.

5.2 Ablation Study

More Sparsity. We provide results for more global sparsity in Table 10. The results show that MRP outperforms the other two methods at almost all sparsity, demonstrating its generalizability across different sparsity configurations. Furthermore, we observe that as the sparsity decreases, the performance gap between non-uniform pruning methods and uniform pruning methods gradually narrows. Notably, at 20% sparsity, the performance of all three methods becomes almost identical. This suggests that, at extremely low sparsity, all layers exhibit similar sensitivity to pruning, consistent with previous findings.

Scratch Training vs. Pruning. We applied “MRP + Wanda” to the LLaMA2-13B model and compared the resulting sparse model to the LLaMA2-7B with the same parameter size. The sparse model was fine-tuned using just 30,000 tokens from the C4 training dataset. As shown in Table 11,

Metric	Method	LLaMA2-7B						LLaMA2-13B					
		20%	30%	40%	50%	60%	70%	20%	30%	40%	50%	60%	70%
Magnitude	Uniform	5.71	6.23	7.92	16.03	1925.01	49911.45	4.97	5.15	5.64	6.83	11.82	214.23
	OWL	5.78	6.48	8.63	17.72	386.23	59240.68	4.97	5.17	5.66	6.87	10.54	59.20
	MRP	5.70	6.20	7.85	15.99	337.94	25815.23	4.96	5.13	5.59	6.66	9.62	58.97
Wanda	Uniform	5.59	5.74	6.06	6.92	10.78	80.40	4.99	5.13	5.37	5.97	8.40	45.42
	OWL	5.59	5.76	6.10	6.86	9.19	30.47	5.01	5.14	5.38	5.93	7.50	17.91
	MRP	5.58	5.73	6.04	6.81	9.13	23.54	4.99	5.12	5.36	5.88	7.33	15.18
SparseGPT	Uniform	5.61	5.78	6.11	7.00	10.22	27.52	4.98	5.10	5.38	6.03	8.28	19.97
	OWL	5.62	5.80	6.16	6.93	9.21	20.51	4.99	5.12	5.40	6.02	7.67	14.53
	MRP	5.61	5.77	6.10	6.90	9.07	19.19	4.98	5.11	5.37	5.98	7.48	12.83

Table 10: WikiText2 validation perplexity of various layerwise sparsity.

Model	Sparsity	Param	Perplexity	
			With FT	Without FT
LLaMA2-7B	Dense	7B		5.47
LLaMA2-13B	0.46	7B	5.42	5.60

Table 11: Scratch Training vs. Pruning with fine-tuning. WikiText2 perplexity of “MRP + Wanda” with LoRA fine-tuning.

Model	Metric	Layerwise Sparsity		
		Magnitude	Wanda	SparseGPT
LLaMA2-7B	Magnitude	14055.67	NaN	NaN
	Wanda	26.84	23.54	25.61
	SparseGPT	20.01	19.57	19.19
LLaMA2-13B	Magnitude	58.97	62.19	60.85
	Wanda	16.38	15.18	15.21
	SparseGPT	13.90	13.12	12.83

Table 12: WikiText2 validation perplexity of layerwise sparsity depending on various metrics.

the model pruned by “MRP + Wanda” achieved performance comparable to LLMs from scratch training and even slightly outperformed it after LoRA fine-tuning [Hu *et al.*, 2021]. This is the first time a sparse model has surpassed an LLM from scratch training with the same architecture and parameter size, offering valuable insights into LLM lightweighting.

Metric-dependent Layerwise Sparsity. To validate Principle 2 (*i.e.*, the layerwise sparsity should depend on the pruning metric), we applied layerwise sparsity ratios derived from different metrics to all pruning metrics and evaluated their performance, as shown in Table 12. The results reveal a clear pattern: the diagonal settings, where the layerwise sparsity aligns with the corresponding pruning metric, achieve the best performance. Specifically, for LLaMA2-7B, the sparsity derived from Wanda applied to Wanda pruning achieves the lowest perplexity (23.54), and for LLaMA2-13B, the same is observed (15.18). This demonstrates that layerwise sparsity tailored to a specific pruning metric is indeed optimal for that metric, thereby confirming Principle 2.

Layerwise Redundancy Level of Sparse Models. To validate that MRP satisfies Principle 3 (*i.e.*, the layerwise redundancy in a sparse model should be as evenly distributed as possible), we present the layerwise redundancy level of sparse models pruned by different methods, as shown in Appendix A. For clarity, we show the non-uniformity of LRL in Table 13. The table shows that on both LLaMA and OPT, the sparse models obtained through MRP exhibit more

Model	Max-Min (%)			
	Global	Uniform	OWL	MRP
LLaMA-7B	12.32	4.42	3.43	2.34
OPT-6.7B	70.10	33.17	21.25	4.94

Table 13: The degree of non-uniformity of the layerwise redundancy level (LRL) of the model using Wanda pruning.

Ratio	Uniform	BESA	DSA	MRP
65%	20.85	18.52	12.88	12.22
70%	81.18	42.58	24.50	23.22

Table 14: WikiText2 validation perplexity of different allocation methods with the Wanda metric for LLaMA1-7B.

evenly distributed redundancy across layers, even surpassing the NOR-based method (OWL) in terms of uniformity. This indicates that, compared to other methods, MRP better satisfies Principle 3.

Comparison More Sparsity Allocation Methods. We compared the performance of MRP with other sparsity allocation methods on WikiText2 dataset. The results are shown in Table 14. Across all settings, MRP consistently achieved superior performance compared to others. This demonstrates that our method not only surpasses uniform pruning but also achieves superior performance compared to state-of-the-art sparsity allocation methods.

6 Conclusion

In this paper, we focus a crucial issue in LLM pruning: layerwise sparsity ratios. To enhance the understanding of LLM pruning, we conducted extensive empirical research based on Layerwise Pruning Sensitivity (LPS), leading to the formulation of three principles regarding layerwise sparsity in LLMs: (1) non-uniformity, (2) dependence on pruning metrics, and (3) making the layerwise redundancy level in the sparse model as uniform as possible. Based on these principles, we propose the Maximum Redundancy Pruning (MRP) method, which iteratively prunes the most redundant layers (those with the highest non-outlier ratio), ensuring that the resulting layerwise sparsity adheres to the abovementioned principles. MRP demonstrates promising results on the LLaMA and OPT models. The pruning principles derived in this work are based on extensive empirical studies on various LLMs, demonstrating broad applicability and providing valuable guidance for future pruning efforts in LLMs.

A More results

Due to space limitations, we include part of the empirical study and a selection of experimental results in this section.

A.1 Supplementary Results for Empirical Study 1

Fig. 2 and 3 illustrate the layer-wise pruning sensitivity of multiple LLMs under different settings. From the figures, the following observations can be made: (1) The layer-wise pruning sensitivity of dense LLMs loosely follows a "U" shape, with significant sensitivity at both ends and a monotonic decline in the middle region. (2) Higher sparsity rates result in less uniform layer-wise pruning sensitivity. (3) Finer pruning granularity leads to lower pruning sensitivity.

In addition to the aforementioned standard architectures, we also examine other specialized architectures in Fig. 4, including Mixtral-56B and LLaVA-7B. In both architectures, the layer-wise pruning sensitivity similarly follows a non-uniform distribution. For Mixtral-56B, the sensitivity distribution retains a "U" shape, while for LLaVA-7B, the "U" shape is less pronounced but still exhibits a non-uniform distribution across both the language and vision heads.

Additionally, we conducted LPS experiments on multiple zero-shot tasks, including BoolQ [Clark *et al.*, 2019], RTE [Wang, 2018], HellaSwag [Zimmer *et al.*, 2023], WinoGrande [Sakaguchi *et al.*, 2021], ARC Easy and Challenge [Clark *et al.*, 2018], and OpenBookQA [Mihaylov *et al.*, 2018]. The results are shown in Table 15. As shown in the table, the sensitivity to pruning varies significantly across different layers on any given dataset.

A.2 Supplementary Results for Empirical Study 2

Fig. 5 presents the LPS of more models under different pruning metrics. The phenomenon of sensitivity reversal frequently occurs across these models, supporting the principle that layer-wise sparsity rates should depend on the pruning metrics.

A.3 Supplementary Results for Experiments 5.2

We present the layerwise redundancy of sparse models pruned by different methods, quantified using the Non-Outlier Ratio (NOR) metric, as shown in Fig. 6. The table shows that on both LLaMA and OPT, the sparse models obtained through MRP exhibit more evenly distributed redundancy across layers.

B Implementation details

B.1 Models and Dataset

We evaluate MRP’s performance across a variety of LLMs, including the LLaMA2 model family (ranging from 7 billion to 70 billion parameters), LLaMA3-8B and OPT-6.7B. Our evaluation follows established LLM pruning methodologies, assessing both language modeling performance and zero-shot capabilities of sparse LLMs. Specifically, we use the Perplexity metric on the WikiText2 validation dataset to measure language modeling performance, and the Accuracy metric for zero-shot evaluations on seven commonsense benchmarks: BoolQ [Clark *et al.*, 2019], RTE [Wang, 2018], HellaSwag [Zimmer *et al.*, 2023], WinoGrande [Sakaguchi *et al.*,

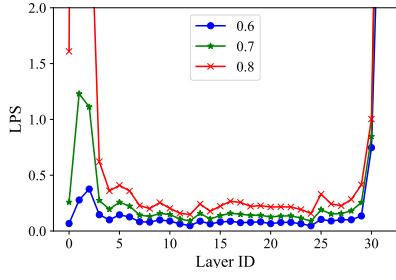
2021], ARC Easy and Challenge [Clark *et al.*, 2018], and OpenBookQA [Mihaylov *et al.*, 2018].

B.2 Baselines

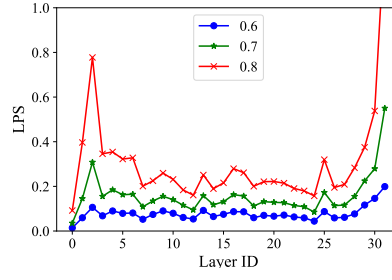
Here, we selected three pruning metrics: the traditional Magnitude and the novel Wanda and SparseGPT. We incorporate MRP directly into three metrics. The only distinction between these variants lies in their layerwise sparsity ratios. To evaluate whether MRP can accurately allocate layer-wise sparsity, we compared it with other layer-wise sparsity allocation methods, including Uniform, DSA, and BESA.

B.3 Hyperparameters

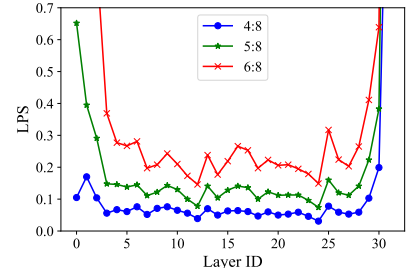
In this section, we share the hyperparameters used to reproduce the results in our experiments in Table 16.



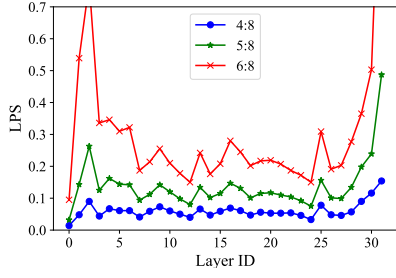
(a) LLaMA2-7B-Magnitude-Unstructured



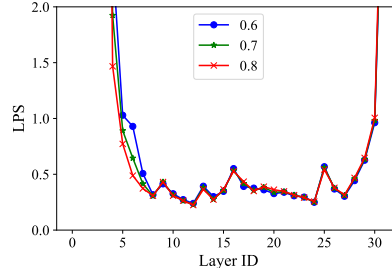
(b) LLaMA2-7B-Wanda-Unstructured



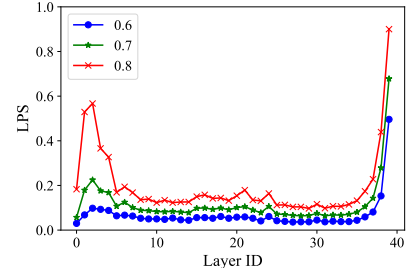
(c) LLaMA2-7B-Magnitude-N:M



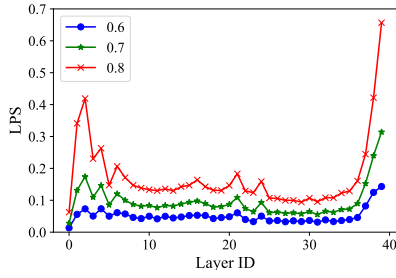
(d) LLaMA2-7B-Wanda-N:M



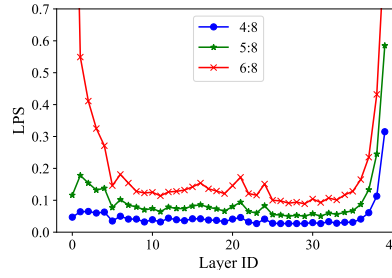
(e) LLaMA2-7B-Wanda-Structured



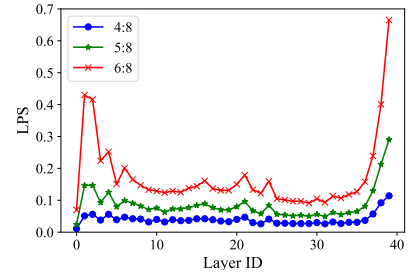
(f) LLaMA2-13B-Magnitude-Unstructured



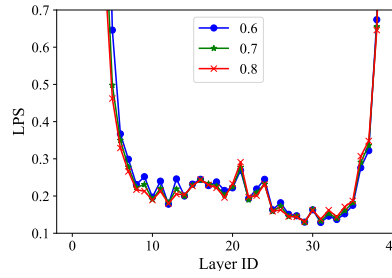
(g) LLaMA2-13B-Wanda-Unstructured



(h) LLaMA2-13B-Magnitude-N:M

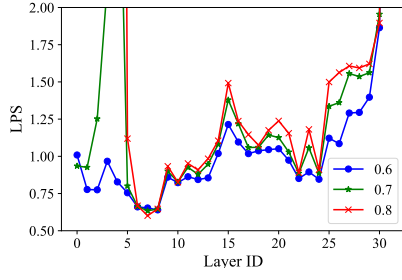


(i) LLaMA2-13B-Wanda-N:M

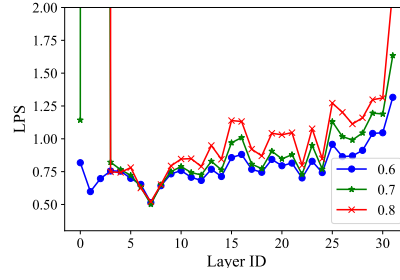


(j) LLaMA2-13B-Wanda-Structured

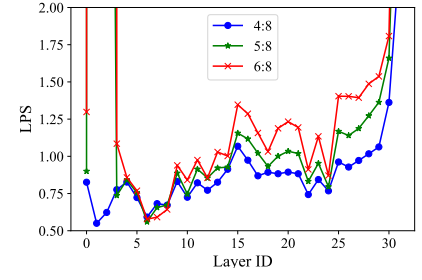
Figure 2: The Layerwise Pruning Sensitivity (LPS) of LLaMA2 at various layerwise sparsity. The results are based on WikiText2 perplexity.



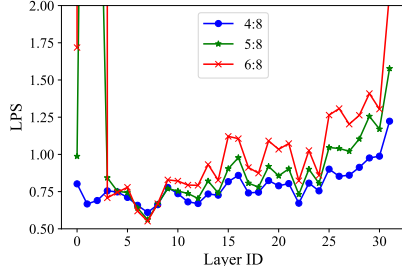
(a) OPT-6.7B-Magnitude-Unstructured



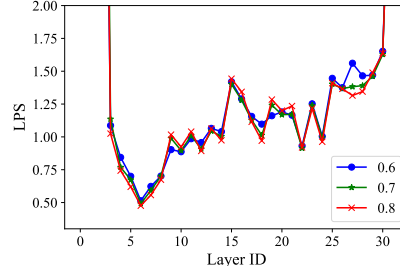
(b) OPT-6.7B-Wanda-Unstructured



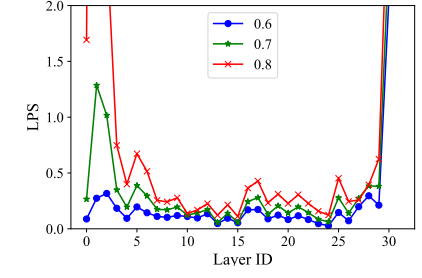
(c) OPT-6.7B-Magnitude-N:M



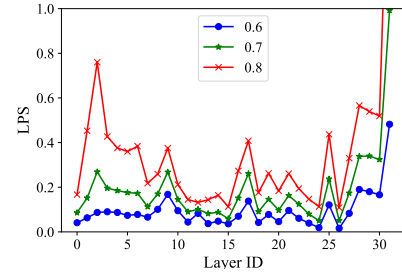
(d) OPT-6.7B-Wanda-N:M



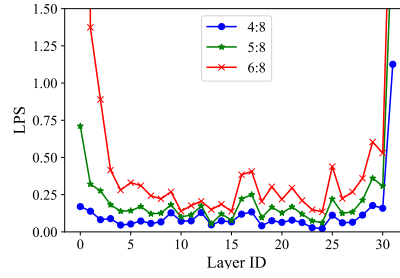
(e) OPT-6.7B-Wanda-Structured



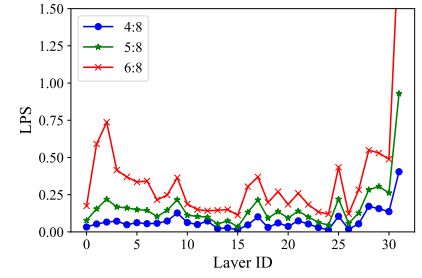
(f) VICUNA-7B-Magnitude-Unstructured



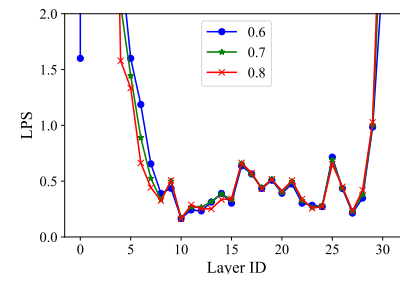
(g) VICUNA-7B-Wanda-Unstructured



(h) VICUNA-7B-Magnitude-N:M

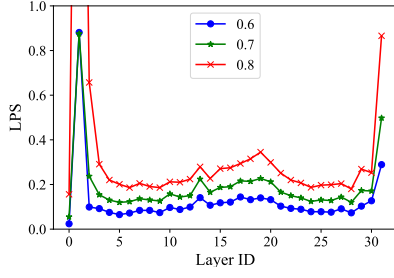


(i) VICUNA-7B-Wanda-N:M

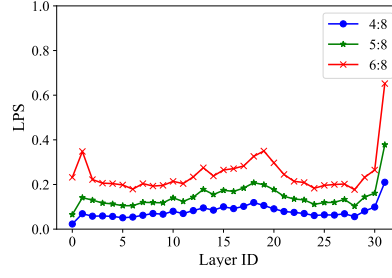


(j) VICUNA-7B-Wanda-Structured

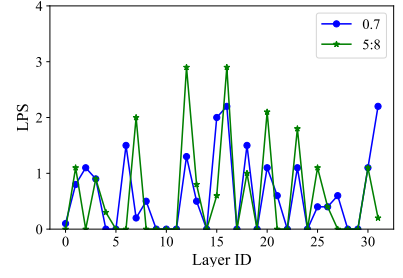
Figure 3: The Layerwise Pruning Sensitivity (LPS) of OPT-6.7B and VICUNA-7B at various layerwise sparsity. The results are based on WikiText2 perplexity.



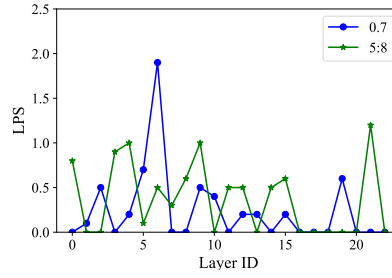
(a) Mixtral-56B-Magnitude-Unstructured



(b) Mixtral-56B-Magnitude-N:M

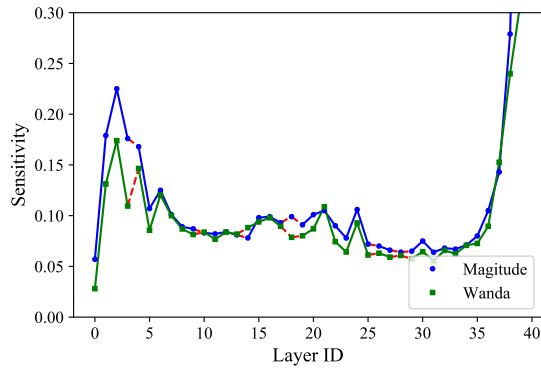


(c) LLaVA-7B-Magnitude-Language

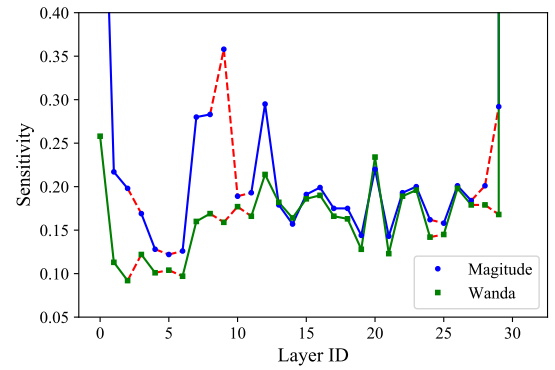


(d) LLaVA-7B-Magnitude-Vision

Figure 4: The Layerwise Pruning Sensitivity (LPS) of Mixtral-57B and LLaVA-7B at various layerwise sparsity. The results of Mixtral-57B are based on WikiText2 perplexity. The results of LLaVA-7B are based on MM-Vet.



(a) LLaMA2-13B

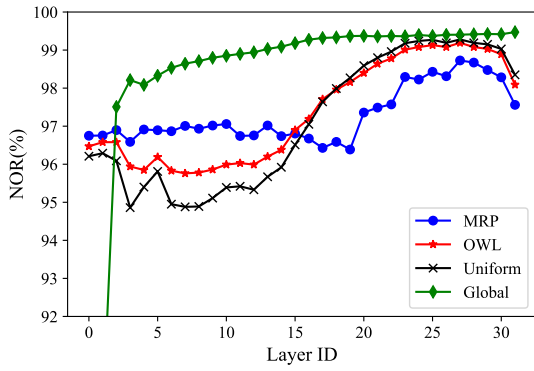


(b) Baichuan-7B

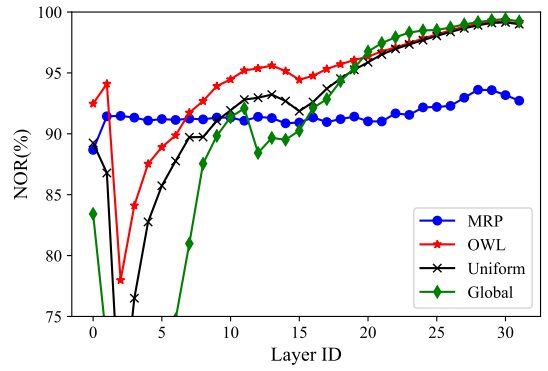
Figure 5: The LPS (WikiText2 perplexity) of the model under different pruning metrics. The red line highlights layers where sensitivity reversal occurs, marking only adjacent layers for clarity.

Model	Metric	Layer ID	BoolQ	RTE	HellaSwag	WinoGrande	ARC-e	ARC-c	OBQA	Average
LLaMA2-7b	Magnitude	0	1.26	1.09	0.29	0	0	0	0	0.38
		2	3.1	1.81	2.63	0.16	2.4	0.94	0	1.58
		10	4.32	2.53	1.33	0.95	1.64	0.43	0	1.60
		31	16.76	9.03	3.09	3.16	6.95	2.65	0.6	6.03
	Wanda	0	0.52	0	0.2	0	0.34	0	0.2	0.18
		2	2.17	2.17	0.25	0.31	1.31	0.26	0.2	0.95
		10	3.03	3.61	1.56	0.79	0.72	0	0	1.39
		31	0.74	10.11	1.42	0	1.69	0.51	0.6	2.15
LLaMA2-13b	Magnitude	0	0.67	3.25	0.68	0.24	0	0.6	0.4	0.83
		2	0	3.61	0.14	0	0.04	1.11	0.60	0.79
		10	0.89	1.44	0.4	0.79	1.09	1.70	1.4	1.10
		39	5.9	0	1.65	0.87	2.61	1.79	0.60	1.92
	Wanda	0	0.18	0.36	0.27	0	0	0	0.40	0.17
		2	0	2.52	0	0	0.29	0.77	0	0.51
		10	0.43	1.80	0.65	0.55	0.67	0.51	0.20	0.69
		39	0	3.25	1.13	0.95	0	1.11	0.20	0.95
OPT-6.7b	Magnitude	0	0.59	0.72	0	0	0.42	1.2	0	0.42
		2	0.95	4.69	4.71	6.08	2.53	1.88	4.6	3.63
		10	0.31	0	0.05	0.39	0	0.26	0.8	0.26
		31	12.02	2.52	4.08	0.94	5.26	1.79	1	3.94
	Wanda	0	0.77	0.72	0.19	0.71	0	0.43	0	0.40
		2	4.26	3.97	27.47	15.7	16.08	11.26	10.8	12.79
		10	0.25	0	0.01	0.31	0	1.03	0.4	0.29
		31	0	0.72	1.56	0.71	0.13	1.45	0.8	0.77

Table 15: Sensitivity of each layer on multiple zero-shot tasks. 0 means no performance degradation.



(a) LLaMA2-7B



(b) OPT-6.7B

Figure 6: The non-uniform ratio (NOR) of the model using Wanda pruning.

Model	r	s_0	s_{min}	α
LLaMA2-7B	0.50	0.20	0.05	0.95
LLaMA2-13B	0.55	0.20	0.05	0.95
LLaMA2-70B	0.65	0.06	0.03	0.95
LLaMA3-8B	0.60	0.15	0.05	0.95
OPT-6.7B	0.55	0.10	0.05	0.95

Table 16: Hyperparameters used to obtain the results in this paper.

References

- [Brown *et al.*, 2020] Tom Brown, Benjamin Mann, Nick Ryder, Melanie Subbiah, Jared D Kaplan, Prafulla Dhariwal, Arvind Neelakantan, Pranav Shyam, Girish Sastry, Amanda Askell, et al. Language models are few-shot learners. *Advances in neural information processing systems*, 33:1877–1901, 2020.
- [Clark *et al.*, 2018] Peter Clark, Isaac Cowhey, Oren Etzioni, Tushar Khot, Ashish Sabharwal, Carissa Schoenick, and Oyvind Tafjord. Think you have solved question answering? try arc, the ai2 reasoning challenge. *arXiv preprint arXiv:1803.05457*, 2018.
- [Clark *et al.*, 2019] Christopher Clark, Kenton Lee, Ming-Wei Chang, Tom Kwiatkowski, Michael Collins, and Kristina Toutanova. Boolq: Exploring the surprising difficulty of natural yes/no questions. *arXiv preprint arXiv:1905.10044*, 2019.
- [Frankle and Carbin, 2018] Jonathan Frankle and Michael Carbin. The lottery ticket hypothesis: Finding sparse, trainable neural networks. *arXiv preprint arXiv:1803.03635*, 2018.
- [Frantar and Alistarh, 2023] Elias Frantar and Dan Alistarh. Sparsegpt: Massive language models can be accurately pruned in one-shot. In *International Conference on Machine Learning*, pages 10323–10337. PMLR, 2023.
- [He *et al.*, 2018] Yihui He, Ji Lin, Zhijian Liu, Hanrui Wang, Li-Jia Li, and Song Han. Amc: Automl for model compression and acceleration on mobile devices. In *Proceedings of the European conference on computer vision (ECCV)*, pages 784–800, 2018.
- [Hu *et al.*, 2021] Edward J Hu, Yelong Shen, Phillip Wallis, Zeyuan Allen-Zhu, Yuanzhi Li, Shean Wang, Lu Wang, and Weizhu Chen. Lora: Low-rank adaptation of large language models. *arXiv preprint arXiv:2106.09685*, 2021.
- [Hu, 2016] H Hu. Network trimming: A data-driven neuron pruning approach towards efficient deep architectures. *arXiv preprint arXiv:1607.03250*, 2016.
- [Jiang *et al.*, 2024] Albert Q Jiang, Alexandre Sablayrolles, Antoine Roux, Arthur Mensch, Blanche Savary, Chris Bamford, Devendra Singh Chaplot, Diego de las Casas, Emma Bou Hanna, Florian Bressand, et al. Mixtral of experts. *arXiv preprint arXiv:2401.04088*, 2024.
- [LeCun *et al.*, 1989] Yann LeCun, John Denker, and Sara Solla. Optimal brain damage. *Advances in neural information processing systems*, 2, 1989.
- [Li *et al.*, 2024a] Lujun Li, Peijie Dong, Zhenheng Tang, Xiang Liu, Qiang Wang, Wenhan Luo, Wei Xue, Qifeng Liu, Xiaowen Chu, and Yike Guo. Discovering sparsity allocation for layer-wise pruning of large language models. In *The Thirty-eighth Annual Conference on Neural Information Processing Systems*, 2024.
- [Li *et al.*, 2024b] Wei Li, Lujun Li, Mark G Lee, and Shengjie Sun. Adaptive layer sparsity for large language models via activation correlation assessment. In *The Thirty-eighth Annual Conference on Neural Information Processing Systems*, 2024.
- [Lin *et al.*, 2020] Mingbao Lin, Rongrong Ji, Yan Wang, Yichen Zhang, Baochang Zhang, Yonghong Tian, and Ling Shao. Hrank: Filter pruning using high-rank feature map. In *Proceedings of the IEEE/CVF conference on computer vision and pattern recognition*, pages 1529–1538, 2020.
- [Liu *et al.*, 2024] Haotian Liu, Chunyuan Li, Qingyang Wu, and Yong Jae Lee. Visual instruction tuning. *Advances in neural information processing systems*, 36, 2024.
- [Luccioni *et al.*, 2023] Alexandra Sasha Luccioni, Sylvain Viguier, and Anne-Laure Ligozat. Estimating the carbon footprint of bloom, a 176b parameter language model. *Journal of Machine Learning Research*, 24(253):1–15, 2023.
- [Ma *et al.*, 2023] Xinyin Ma, Gongfan Fang, and Xinchao Wang. Llm-pruner: On the structural pruning of large language models. *Advances in neural information processing systems*, 36:21702–21720, 2023.
- [Mihaylov *et al.*, 2018] Todor Mihaylov, Peter Clark, Tushar Khot, and Ashish Sabharwal. Can a suit of armor conduct electricity? a new dataset for open book question answering. *arXiv preprint arXiv:1809.02789*, 2018.
- [Mocanu *et al.*, 2018] Decebal Constantin Mocanu, Elena Mocanu, Peter Stone, Phuong H Nguyen, Madeleine Gibescu, and Antonio Liotta. Scalable training of artificial neural networks with adaptive sparse connectivity inspired by network science. *Nature communications*, 9(1):2383, 2018.
- [Molchanov *et al.*, 2016] Pavlo Molchanov, Stephen Tyree, Tero Karras, Timo Aila, and Jan Kautz. Pruning convolutional neural networks for resource efficient inference. *arXiv preprint arXiv:1611.06440*, 2016.
- [Molchanov *et al.*, 2019] Pavlo Molchanov, Arun Mallya, Stephen Tyree, Iuri Frosio, and Jan Kautz. Importance estimation for neural network pruning. In *Proceedings of the IEEE/CVF conference on computer vision and pattern recognition*, pages 11264–11272, 2019.
- [NeuralMagic, 2021] NeuralMagic. Deepspare engine, 2021.
- [Nonnenmacher *et al.*, 2021] Manuel Nonnenmacher, Thomas Pfeil, Ingo Steinwart, and David Reeb. Sosp: Efficiently capturing global correlations by second-order structured pruning. *arXiv preprint arXiv:2110.11395*, 2021.

- [Patterson *et al.*, 2021] David Patterson, Joseph Gonzalez, Quoc Le, Chen Liang, Lluís-Miquel Munguia, Daniel Rothchild, David So, Maud Texier, and Jeff Dean. Carbon emissions and large neural network training. *arXiv preprint arXiv:2104.10350*, 2021.
- [Raffel *et al.*, 2020] Colin Raffel, Noam Shazeer, Adam Roberts, Katherine Lee, Sharan Narang, Michael Matena, Yanqi Zhou, Wei Li, and Peter J Liu. Exploring the limits of transfer learning with a unified text-to-text transformer. *Journal of machine learning research*, 21(140):1–67, 2020.
- [Sakaguchi *et al.*, 2021] Keisuke Sakaguchi, Ronan Le Bras, Chandra Bhagavatula, and Yejin Choi. Winogrande: An adversarial winograd schema challenge at scale. *Communications of the ACM*, 64(9):99–106, 2021.
- [Sui *et al.*, 2021] Yang Sui, Miao Yin, Yi Xie, Huy Phan, Saman Aliari Zonouz, and Bo Yuan. Chip: Channel independence-based pruning for compact neural networks. *Advances in Neural Information Processing Systems*, 34:24604–24616, 2021.
- [Sun *et al.*, 2024] Mingjie Sun, Zhuang Liu, Anna Bair, and J Zico Kolter. A simple and effective pruning approach for large language models. In *Proceedings of the Twelfth International Conference on Learning Representations (ICLR)*, 2024.
- [Touvron *et al.*, 2023] Hugo Touvron, Thibaut Lavril, Gautier Izacard, Xavier Martinet, Marie-Anne Lachaux, Timothée Lacroix, Baptiste Rozière, Naman Goyal, Eric Hambro, Faisal Azhar, et al. Llama: Open and efficient foundation language models. *arXiv preprint arXiv:2302.13971*, 2023.
- [Wang, 2018] Alex Wang. Glue: A multi-task benchmark and analysis platform for natural language understanding. *arXiv preprint arXiv:1804.07461*, 2018.
- [Xu *et al.*, 2024] Peng Xu, Wenqi Shao, Mengzhao Chen, Shitao Tang, Kaipeng Zhang, Peng Gao, Fengwei An, Yu Qiao, and Ping Luo. Besa: Pruning large language models with blockwise parameter-efficient sparsity allocation. *arXiv preprint arXiv:2402.16880*, 2024.
- [Yin *et al.*, 2024] Lu Yin, You Wu, Zhenyu Zhang, Cheng-Yu Hsieh, Yaqing Wang, Yiling Jia, Gen Li, Ajay Jaiswal, Mykola Pechenizkiy, Yi Liang, et al. Outlier weighed layerwise sparsity (owl): A missing secret sauce for pruning llms to high sparsity. In *International Conference on Machine Learning*, 2024.
- [Yu *et al.*, 2021] Sixing Yu, Arya Mazaheri, and Ali Janesari. Auto graph encoder-decoder for neural network pruning. In *Proceedings of the IEEE/CVF International Conference on Computer Vision*, pages 6362–6372, 2021.
- [Zhang *et al.*, 2022a] Susan Zhang, Stephen Roller, Naman Goyal, Mikel Artetxe, Moya Chen, Shuohui Chen, Christopher Dewan, Mona Diab, Xian Li, Xi Victoria Lin, et al. Opt: Open pre-trained transformer language models. *arXiv preprint arXiv:2205.01068*, 2022.
- [Zhang *et al.*, 2022b] Yuxin Zhang, Mingbao Lin, Chia-Wen Lin, Jie Chen, Yongjian Wu, Yonghong Tian, and Ron-grong Ji. Carrying out cnn channel pruning in a white box. *IEEE Transactions on Neural Networks and Learning Systems*, 34(10):7946–7955, 2022.
- [Zheng *et al.*, 2023] Lianmin Zheng, Wei-Lin Chiang, Ying Sheng, Siyuan Zhuang, Zhanghao Wu, Yonghao Zhuang, Zi Lin, Zhuohan Li, Dacheng Li, Eric Xing, et al. Judging llm-as-a-judge with mt-bench and chatbot arena. *Advances in Neural Information Processing Systems*, 36:46595–46623, 2023.
- [Zimmer *et al.*, 2023] Max Zimmer, Megi Andoni, Christoph Spiegel, and Sebastian Pokutta. Perp: Re-thinking the prune-retrain paradigm in the era of llms. *arXiv preprint arXiv:2312.15230*, 2023.