

Building Resource-Constrained Language Agents: A Korean Case Study on Chemical Toxicity Information

Hojun Cho[†] Donghu Kim[†] Soyoung Yang[†]
Chan Lee[§] Hunjoo Lee[§] Jaegul Choo[†]
[†] KAIST AI [§] CHEM. I. NET
hojun.cho@kaist.ac.kr

Abstract

Language agents powered by large language models (LLMs) face significant deployment challenges in resource-constrained environments, particularly for specialized domains and less-common languages. This paper presents *Tox-chat*, a Korean chemical toxicity information agent devised within these limitations. We propose two key innovations: a context-efficient architecture that reduces token consumption through hierarchical section search, and a scenario-based dialogue generation methodology that effectively distills tool-using capabilities from larger models. Experimental evaluations demonstrate that our finetuned 8B parameter model substantially outperforms both untuned models and baseline approaches, in terms of DB faithfulness and preference. Our work offers valuable insights for researchers developing domain-specific language agents under practical constraints.

1 Introduction

Language agents are intelligent systems that autonomously perform complex tasks by leveraging various external tools based on large language models (LLMs) (Su et al., 2024; Xi et al., 2023; Wang et al., 2024). The core component of a language agent is the LLM that orchestrates the entire system, determining the agent’s overall capabilities.

Current state-of-the-art LLMs can be broadly categorized into proprietary models such as ChatGPT (Achiam et al., 2024; Hurst et al., 2024) and large-scale open-source models like Deepseek-V3 (Liu et al., 2025). However, there are constraints in deploying these models as language agents in practical resource-limited settings, such as government institutions or security-sensitive corporate environments. Specifically, proprietary models raise concerns in cost and service dependency, while large-scale open-source models demand substantial computational resources. To address these

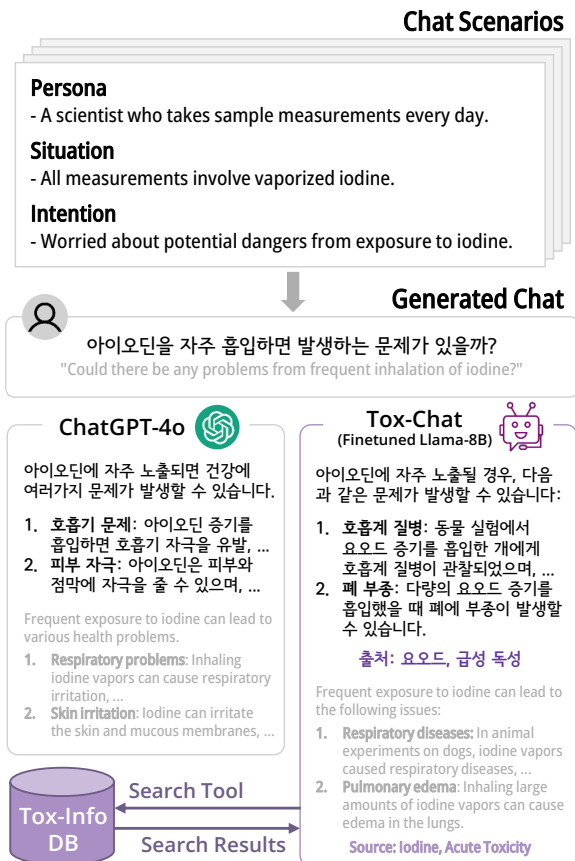


Figure 1: Use case of our model, Tox-chat, in comparison to ChatGPT. Tox-chat can generate accurate answers based on Tox-info, a chemical toxicity database maintained by the Korean government.

industrial demands, small open-source LLMs could be employed privately, but they have inherent performance limitations for language agents. Although it is possible to improve small LLMs capabilities with additional data (Yin et al., 2024; Zeng et al., 2024), dealing with specialized domains or less common languages remain a significant challenge due to data scarcity.

Under these challenging environments, we developed *Tox-chat*, a Korean-based chemical and toxicity information language agent based on an

small open-source LLM. Fig. 1 illustrates a use case of Tox-chat in comparison to ChatGPT. Tox-chat is a language agent that interacts with Tox-info¹, a Wikipedia-style chemical toxicity information database operated by the Korean government. When users input questions about chemical exposure or safety in Korean, our model provides accurate and reliable answers based on Tox-info documents. This system makes complex toxicity information accessible to non-experts, serving as a specialized tool for searching toxicity levels and poisoning data across various chemicals.

In our development of Tox-chat, we aimed to fine-tune LLMs, which necessitated domain-specific multi-turn tool-using dialogue data. While creating this dataset, we encountered two significant challenges: (1) **Naive retrieval-augmented generation (RAG) is not a viable solution.** Our initial approach, retrieving relevant information from the database with RAG (Gao et al., 2024; Xu et al., 2024b), faced limitation in terms of context length and search quality. Concretely, RAG returns large quantity of text, which would take up a large portion of input context length. More importantly, these sections were retrieved solely based on text similarity and without verification, making these results unreliable. (2) **Training data is scarce and hard to collect.** Training data for agents that possess both tool-using and multi-turn capabilities is still an emerging research area (Li et al., 2023b; Shim et al., 2025) with limited available datasets. Moreover, specialized conversational data on Korean chemical toxicity information is virtually non-existent and difficult to collect. Given these complex constraints, we developed an efficient architecture and training strategy optimized for limited resources. Our approach introduces two novel technical contributions.

- **Agent structure with hierarchical information retrieval:** We constructed a language agent with a hierarchical document-section structure that significantly reduces context length requirements. This approach extends beyond Wikipedia-style databases to various technical, legal, and medical document repositories with similar organizational structures.
- **Efficient tool-using dialogue generation:** We devised a streamlined methodology for synthesizing multi-turn tool-using dialogue

datasets that effectively distills capabilities from proprietary or large-scale LLMs while reflecting user query patterns. This enables smaller LLMs to be rapidly adapted as domain-specific language agents with minimal data.

We expect that sharing our research experience will provide valuable guidance to researchers developing language agents under practical constraints.

2 Related Work

Context-Efficient RAG and Language Agents

When LLMs generate responses based on RAG, an increased number of retrieved documents not only lengthens the context but also frequently leads to inaccurate outputs due to irrelevant documents (Xu et al., 2024b). Consequently, there have been attempts to reduce the number of retrieved documents by adaptive selection (Jeong et al., 2024; Asai et al., 2024). However, if a query has lots of related documents, the agent ultimately needs to process all those filtered documents as context. To address these issues, alternative approaches such as RECOMP (Xu et al., 2024a) and collaborative multi-agent systems (Zhao et al., 2024; Zhang et al., 2024) attempt to compress the retrieved documents. On the other hand, there are agentic approaches that directly search for necessary documents to answer queries (Lo et al., 2023; Li et al., 2024). While these methods avoid context length limitations, they may result in inefficient inference processes if the agent struggles to retrieve the relevant documents. Therefore, our methodology employs a structure where the language agent first examines summarized relevant documents similar to RECOMP, and then directly searches for and verifies documents as needed.

Dialogue Generation for Agent Fine-Tuning

There have been numerous attempts to distill the conversational capabilities of state-of-the-art LLMs by generating text data and fine-tuning smaller open-source LLMs (Taori et al., 2023; Chiang et al., 2023; Peng et al., 2023; Hsieh et al., 2023). Recently, several studies focus on generating tool-using data (Li et al., 2023b; Qin et al., 2024; Shim et al., 2025) or aim at distilling agent capabilities (Chen et al., 2023; Yin et al., 2024). However, these existing approaches have limitations in fully distilling the tool-using capabilities of modern LLMs, as they typically rely on indirect text

¹<https://www.nifds.go.kr/toxinfo>

generation methods rather than leveraging the actual tool-using mechanisms employed by state-of-the-art LLMs. To overcome these limitations, our approach distills the tool-using capabilities of advanced LLMs via constructing conversations with a user simulator.

3 Method

Tox-chat consists of two main components: architecture implementation and constructing dialogue data for distillation.

3.1 Tox-chat Architecture

As shown in Fig. 2, Tox-chat architecture is the language agent capable of utilizing six tools that enable it to perform searches within the Tox-info database. All tool-relevant features leverage pre-defined tool-using capabilities of each LLM², and the tool formats also follow the respective settings.

We start with a minimal approach: utilizing a retrieval system. Each section within the documents is tokenized and indexed as a single chunk using BM25 (Robertson and Zaragoza, 2009). By treating each section as a complete unit, we avoid the incomplete retrieval problem (Luo et al., 2024) that occurs when chunks are arbitrarily truncated. After constructing the BM25 index, we provide the agent with the BM25_Search tool that retrieves the top-10 document sections most relevant to the search query. However, including all retrieved sections in the agent’s context would significantly increase the context length during multi-turn conversations, leading to substantial increases in computational costs. To address this, similar to Xu et al. (2024a), we employ a separate summary LLM to deliver condensed results to the agent. This summary LLM processes the retrieved sections along with the original query to extract and summarize only the information relevant to the user’s request. When the retrieved sections lack relevant content, the summary LLM explicitly notifies the agent that no pertinent information is available.

While the BM25_Search tool provides adequate performance in many scenarios, it struggles when tasked with retrieving specific details about substances. In these cases, BM25 often retrieves paragraphs that share lexical similarities with the query but lack substantive relevance, resulting in hallucinations. This limitation underscores the critical

²For example, we leverage [function-calling](#) for ChatGPT and [tool-calling](#) for Llama 3.1.

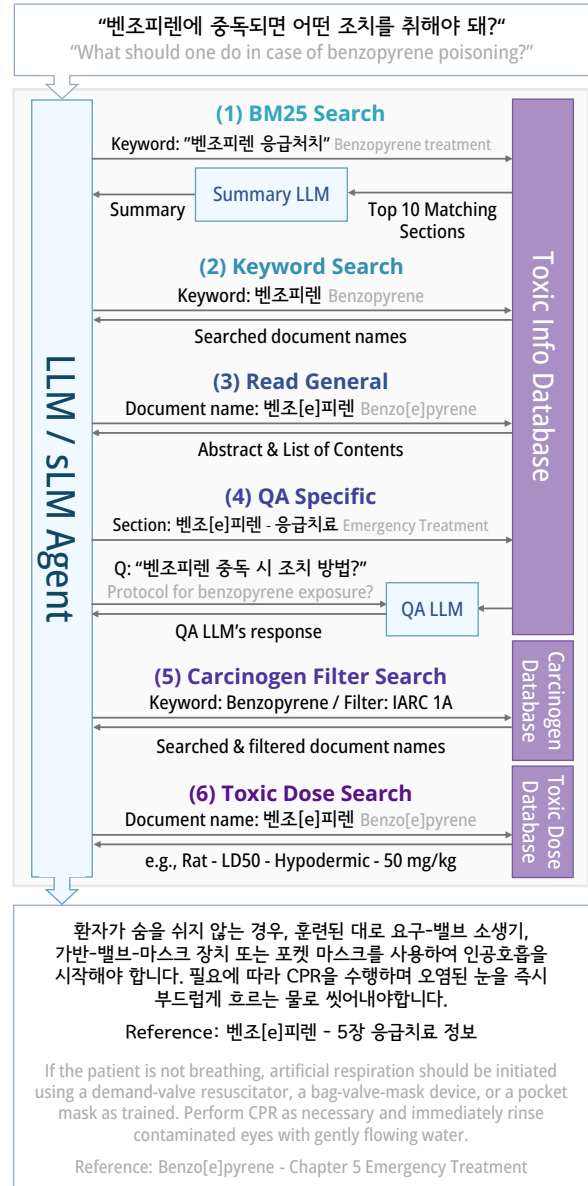


Figure 2: Overview of the Tox-chat architecture.

importance of verifying whether relevant information actually exists within the database.

To address this challenge, we consulted domain experts to understand how humans efficiently search for answers in specialized databases, and incorporated these insights into the tox-chat architecture. We observed that human information-seeking behavior typically follows a structured process: (1) Search to determine if a relevant document exists. (2) Open the document to review general information (abstract and table of contents). (3) Selectively read sections likely to contain the necessary details (e.g., first aid information).

Mimicking this process that provides a more effective framework for retrieving specific substance information than relying solely on BM25 similar-

ity, we designed our main search tool with three components: (a) **Keyword_Search**: Returns a list of documents from the database based on the query. (b) **Read_General**: Returns the Abstract section and table of contents of selected document. (c) **QA_Specific**: Reads a specific section of the selected document.

Similar to BM25_Search, the detailed section from QA_Specific can be too long for the agent’s context. To address this, the tool takes an additional "question" input to extract relevant information, and if a section exceeds 200 tokens, a separate QA LLM answers the question and extracts only the necessary details. Finally, the Tox-info DB provides individual functions for carcinogenicity classification searches and toxicity level searches. Accordingly, these functions are implemented and provided as the Carcinogen_Filter_Search and Toxic_Dose_Search tools, respectively.

We instructs the agent to first perform BM25_Searches before utilizing other search tools, and this helps the agent efficiently search the database. Nevertheless, the agent maintains autonomy in selecting and using all the tools defined above as needed. The agent also generates all necessary input arguments for these tools, such as search queries and specific questions, based on the context.³

3.2 Distillation to Open-Source LLM

We aim to improve small LLMs to handle tools and generate better responses through supervised fine-tuning (SFT). For this reason, we need multi-turn tool-using dialogue data based on the Tox-chat architecture. To generate the training data, we design an LLM-based user simulator to mimic real user interactions. We record complete conversation sessions between this simulator and a Tox-chat agent, capturing all aspects including tool usage, search behaviors, and response generation. This comprehensive dataset, containing the full interaction trace, is then used to fine-tune the small LLM.

Scenario Collection To effectively simulate users, we first need to clearly define the intended users of Tox-chat. This approach is similar to user modeling techniques (Tan and Jiang, 2023). To minimize collection costs while ensuring clear representation of user backgrounds and intentions, we define a simplified user data structure called a *scenario*.

Each scenario consists of four key elements: (a) **Persona**: The user’s personality and characteristics. (b) **Situation**: A description of the user’s current circumstances. (c) **Intention**: The user’s purpose for engaging with the agent. (d) **Question**: The actual query from the user, representing the first question to the agent. Collecting data in scenario format rather than isolated questions provides significant advantages for multi-turn data generation. When user simulators have clear intentions based on well-defined scenarios, they engage in more meaningful and diverse conversations compared to simply extending interactions from a single initial question.

We developed these agent usage scenarios in Korean through collaboration with a diverse group including general users, Tox-info specialists, and experts from food safety and pharmaceutical fields. A translated example of such a scenario is shown at the top of Fig 1. While scenario data is easier to create than full dialogues, producing sufficient quantities for model training still requires significant effort. Therefore, we augment these human-written scenarios through few-shot in-context learning (Brown et al., 2020). As this augmentation process is optional, details are in Appendix A.

Dialogue Generation Formally, when a language agent \mathcal{M}_a processes user input x_T at each turn T , it leverages tools in a series of interactions \mathcal{C}_T , and finally produces a response y_T . The agent also takes previous tool results and conversation history, it can be represented as

$$(\mathcal{C}_T, y_T) \sim \mathcal{M}_a \left(\mathcal{C}, y \mid x_T, [(x_t, \mathcal{C}_t, y_t)]_{t=1}^{T-1} \right). \quad (1)$$

In order to distill such agent capabilities to small open-source LLMs, a multi-turn tool-using dialogue dataset $D_a = [(x_t^{(n)}, \mathcal{C}_t^{(n)}, y_t^{(n)})_{t=1}^T]_{n=1}^N$ is required. To generate realistic user inputs x_t , we employ persona-equipped LLMs (Tseng et al., 2024) that simulate user behavior based on predefined scenarios. The scenario data consist of N user scenarios $D_u = \{s^{(n)}, x_1^{(n)}\}_{n=1}^N$, where each includes user information s , and initial query x_1 . For the first turn, we generate a response y_1 from the target agent using Equation 1 and x_1 . For subsequent T -turns, we employ a user simulator \mathcal{M}_u to generate new queries based on the scenario and previous conversation history in

$$x_T \sim \mathcal{M}_u \left(x \mid s, [(x_t, y_t)]_{t=1}^{T-1} \right). \quad (2)$$

³Detailed descriptions of each tool and system prompts for the agent are provided in Appendix E and G.

Backbone	Model	Fine-Tuned	Tool-Using	DB Consistency (% Success)	Preference (W / L / D)	Response Length (Avg. Tokens)
GPT	GPT-4-mini	✗	✗	48	80 / 0 / 20	346.51
	GPT-4o	✗	✗	58	78 / 4 / 18	313.69
	Tox-chat [GPT-4o-mini]	✗	✓	80	60 / 6 / 34	219.57
	Tox-chat [GPT-4o]	✗	✓	84	52 / 14 / 34	179.45
Llama	Llama-1B	✗	✗	14	2 / 94 / 4	336.18
	Llama-8B	✗	✗	6	-	611.16
	Tox-chat [Llama-1B]	✗	✓	4	2 / 96 / 2	616.87
	Tox-chat [Llama-8B]	✗	✓	44	14 / 58 / 28	290.54
	Tox-chat-1B (ours)	✓	✓	62	18 / 42 / 40	189.05
	Tox-chat-8B (ours)	✓	✓	68	38 / 34 / 28	228.22

Table 1: Results compare model performance across database consistency (percentage of responses consistent with reference documents), preference metrics (win/lose/draw rates against Llama-8B-Instruct baseline), and average response length. Alternative backbone models are indicated in brackets ([]). Token lengths are calculated using the Llama-8B-Instruct tokenizer. We bold the **best score** for each backbone models.

The target agent is unaware that the user is a simulated by another LLM and cannot access the user scenario that guides the queries.

Following Li et al.’s (2023a) work, we sample multi-turn dialogue between the target agent \mathcal{M}_a and user simulator \mathcal{M}_u . Through this process, we effectively transform the user scenario dataset D_u into multi-turn tool-using dialogue dataset D_a . Once D_a is generated, we fine-tune an open-source LLM by SFT manner to distill the target language agent capability leveraged by state-of-the-art LLMs. It is noteworthy that this process is agnostic to the target agent architecture and can be generally applied to any agent structure. In addition, for agents like Tox-chat that employ separate LLMs as tool, *i.e.*, summary and QA LLMs, we record the inputs and outputs of these LLMs during the dialogue generation and use them as training data along with the dialogue data.

4 Experiment

For the experiments, we collect 100 human-written scenarios and divide them equally into training and evaluation sets. The 50 training scenarios are then augmented using GPT-4o (Hurst et al., 2024), generating 971 multi-turn tool-using dialogues, 972 summarization pairs (for BM25 Search), and 2484 QA pairs (for QA Specific).

We select two variants from the Llama 3 family (Grattafiori et al., 2024): Llama-3.1 8B (Llama-8B) and Llama-3.2 1B (Llama-1B). Each model is fine-tuned on all three types of generated data (dialogues, summary pairs, and QA pairs) simultaneously, enabling a single fine-tuned model to perform all three required tasks. For detailed infor-

mation on data generation and fine-tuning settings, please refer to Appendix C.

4.1 Baselines and Evaluation Metrics

To evaluate the effectiveness of our Tox-chat architecture and the distillation process, we compare our models against two baselines: (1) vanilla GPT and Llama models without tool usage, and (2) GPT and Llama models with tool access but no fine-tuning. Note that Tox-chat with GPT backbone serves as the upper bound of our fine-tuned model, as it generated the supervision data. We employ two evaluation metrics, both relying on LLM-as-a-judge (Zheng et al., 2023):

DB Consistency The judge model assesses whether the agent’s response is consistent with the Tox-info database. We provide the judge with up to six chemical documents relevant to the user’s query, and measure percentage of ‘Yes’ verdicts.

Preference Each model is compared pairwise against vanilla Llama-8B. The judge evaluates both models’ responses and selects better response in terms of helpfulness, relevance, etc. Here, we use two-turn dialogue to capture conversational depth. To mitigate position bias, we swap the order of the responses in each scenario and average the results. For full judge system prompt and input format, please refer to Appendix G.

4.2 Experimental Results

As shown in Table 1, adding the tool-using architecture significantly improves DB consistency across all backbones, demonstrating better information retrieval.

Question: Please tell me if there are any cases of exposure to hydroquinone.	
Model	Response
Llama-8B	<p>Hydroquinone is a chemical substance mainly used in photo development, cosmetics, and paints. However, hydroquinone is a toxic substance, that can pose health risks with long-term exposure. Here are a few examples of cases where people have been exposed to hydroquinone.</p> <ol style="list-style-type: none"> 1. Cosmetic use: Hydroquinone is a chemical used in cosmetics, primarily to lighten dark areas of skin. However, with prolonged use, it can cause skin irritation or lead to skin cancer. The US FDA restricted hydroquinone in cosmetics in 2006. 2. Photo development: Hydroquinone is a chemical used in photo development to brighten photographs. However, with long-term exposure, photo developers may experience skin irritation or respiratory problems. 3. Paint: Hydroquinone is a chemical used in paint that makes the paint brighter. However, when exposed for long periods, paint workers may experience skin irritation or respiratory problems. <p>... (omitted)</p>
Toxchat-8B	<p>Here are the documented cases of hydroquinone exposure:</p> <ol style="list-style-type: none"> 1. Occupational exposure case: A 43-year-old male suffered from myelodysplastic syndrome and acute myeloid leukemia after being exposed to hydroquinone for 16 years, with chromosomal abnormalities observed [[Toxicity Information, Hydroquinone, Human Effects-Case Reports]]. 2. Gastrointestinal disorders: 544 people aboard a large US Navy vessel experienced symptoms such as nausea, vomiting, and abdominal pain, which were determined to be caused by hydroquinone contamination [[Toxicity Information, Hydroquinone, Human Effects-Case Reports]]. 3. Fatal case: A fatality occurred after ingestion of photo developer solution containing hydroquinone, with hydroquinone concentrations measured at 3.4 $\mu\text{g/mL}$ in urine, 0.5 $\mu\text{g/g}$ in liver, and 0.2 $\mu\text{g/g}$ in kidney [[Toxicity Information, Hydroquinone, Human Effects-Case Reports]]. <p>... (omitted)</p>

Table 2: Question and response example where Tox-chat-8B loses to Llama-8B in preference evaluation. While Llama-8B presented [general and redundant content](#), Tox-chat-8B provided [specific and diverse cases](#) based on the database. We have translated the original Korean text to English and omitted supplementary information.

However, there was a decline in preference scores. This is partly due to Tox-chat’s "DB-only" constraint, which led to shorter responses compared to vanilla models that utilize their general knowledge (see the last column of Table 1). It is well known that LLMs tend to prefer longer answers (Saito et al., 2023), and this likely influenced the preference results. Additionally, some test queries involved information not in the DB, to which Tox-chat must respond with "information not found", while vanilla LLMs may still answer with unverified information.

Despite these constraints, our Tox-chat-8B model, fine-tuned on the dataset from LLMs, outperforms the vanilla Llama-8B in both DB consistency and preference. Remarkably, it even demonstrates higher database consistency than GPT-4o, highlighting the advantages of our approach over simply utilizing commercial LLMs. As shown in Table 2, the DB-based answers generated by Tox-Chat tend to be more diverse and factually specific. Overall, these results strongly support the effectiveness of our method.

We conducted ablation studies to validate the effectiveness of both our Tox-chat architecture and dialogue generation methodology. Our experiments confirm the efficiency and effectiveness of the pro-

posed approach. For detailed analysis and results, please refer to Appendix B.

Human Agreement on LLM-as-a-judge To validate the LLM-as-a-judge, we conduct a user study. For 50 test examples and instructions, three human annotators judge preference and DB consistency. The final human decision is determined by a majority vote. Inter-annotator agreement is measured between human evaluators and the evaluation of LLM judge, using Kendall Tau (τ) (Kendall, 1938). For the DB consistency, the τ is 0.315 and Fleiss’ Kappa score between annotators is 0.525. For the preference, the τ is 0.337 and the Kappa score is 0.358. These scores reveal that the LLM evaluation is in moderate agreement with human evaluators.

5 Conclusion

Our work successfully demonstrates an instance of effective language agents in resource-constrained environments, specifically addressing the challenges of limited Korean toxicity information data and computational resources. By sharing these experiences with the research community, we anticipate to provide valuable guidance to researchers and developers facing similar resource constraints in specialized domains.

Ethical Consideration

The current trained model has not undergone safety-specific training, making it unsuitable for immediate commercial deployment. Scenario data used in this research does not include situations where the agent is used maliciously, and is exclusively trained on scenarios of users utilizing the Tox-info site for legitimate purposes. Qi et al. (2024) indicate that fine-tuning LLMs without additional safety-related data can compromise the built-in safety protections, making additional safety data training essential for commercial services. Safety-related considerations are beyond the scope of this paper and are therefore not addressed. However, one potential approach for future work could involve generating safety-oriented dialogue data by devising chat interactions based on malicious user scenarios, similar to red teaming approaches (Perez et al., 2022). We leave such discussions for future work.

References

- Josh Achiam, Steven Adler, Sandhini Agarwal, Lama Ahmad, Ilge Akkaya, Florencia Leoni Aleman, Diogo Almeida, Janko Altschmidt, Sam Altman, Shyamal Anadkat, and et al. 2024. [Gpt-4 technical report](#). *Preprint*, arXiv:2303.08774.
- Akari Asai, Zeqiu Wu, Yizhong Wang, Avirup Sil, and Hannaneh Hajishirzi. 2024. [Self-RAG: Learning to retrieve, generate, and critique through self-reflection](#). In *The Twelfth International Conference on Learning Representations*.
- Tom Brown, Benjamin Mann, Nick Ryder, Melanie Subbiah, Jared D Kaplan, Prafulla Dhariwal, Arvind Neelakantan, Pranav Shyam, Girish Sastry, Amanda Askell, Sandhini Agarwal, Ariel Herbert-Voss, Gretchen Krueger, Tom Henighan, Rewon Child, Aditya Ramesh, Daniel Ziegler, Jeffrey Wu, Clemens Winter, Chris Hesse, Mark Chen, Eric Sigler, Mateusz Litwin, Scott Gray, Benjamin Chess, Jack Clark, Christopher Berner, Sam McCandlish, Alec Radford, Ilya Sutskever, and Dario Amodei. 2020. [Language models are few-shot learners](#). In *Advances in Neural Information Processing Systems*, volume 33, pages 1877–1901. Curran Associates, Inc.
- Baian Chen, Chang Shu, Ehsan Shareghi, Nigel Collier, Karthik Narasimhan, and Shunyu Yao. 2023. [Fire-act: Toward language agent fine-tuning](#). *Preprint*, arXiv:2310.05915.
- Wei-Lin Chiang, Zhuohan Li, Zi Lin, Ying Sheng, Zhanghao Wu, Hao Zhang, Lianmin Zheng, Siyuan Zhuang, Yonghao Zhuang, Joseph E. Gonzalez, Ion Stoica, and Eric P. Xing. 2023. [Vicuna: An open-source chatbot impressing gpt-4 with 90%* chatgpt quality](#).
- Yunfan Gao, Yun Xiong, Xinyu Gao, Kangxiang Jia, Jinliu Pan, Yuxi Bi, Yi Dai, Jiawei Sun, Meng Wang, and Haofen Wang. 2024. [Retrieval-augmented generation for large language models: A survey](#). *Preprint*, arXiv:2312.10997.
- Aaron Grattafiori, Abhimanyu Dubey, Abhinav Jauhri, Abhinav Pandey, Abhishek Kadian, Ahmad Al-Dahle, Aiesha Letman, Akhil Mathur, Alan Schelten, Alex Vaughan, and et al. 2024. [The llama 3 herd of models](#). *Preprint*, arXiv:2407.21783.
- Sylvain Gugger, Lysandre Debut, Thomas Wolf, Philipp Schmid, Zachary Mueller, Sourab Mangrulkar, Marc Sun, and Benjamin Bossan. 2022. [Accelerate: Training and inference at scale made simple, efficient and adaptable](#). <https://github.com/huggingface/accelerate>.
- Cheng-Yu Hsieh, Chun-Liang Li, Chih-kuan Yeh, Hootan Nakhost, Yasuhisa Fujii, Alex Ratner, Ranjay Krishna, Chen-Yu Lee, and Tomas Pfister. 2023. [Distilling step-by-step! outperforming larger language models with less training data and smaller model sizes](#). In *Findings of the Association for Computational Linguistics: ACL 2023*, pages 8003–8017, Toronto, Canada. Association for Computational Linguistics.
- Aaron Hurst, Adam Lerer, Adam P. Goucher, Adam Perelman, Aditya Ramesh, Aidan Clark, AJ Ostrow, Akila Welihinda, Alan Hayes, Alec Radford, and et al. 2024. [Gpt-4o system card](#). *Preprint*, arXiv:2410.21276.
- Soyeong Jeong, Jinheon Baek, Sukmin Cho, Sung Ju Hwang, and Jong Park. 2024. [Adaptive-RAG: Learning to adapt retrieval-augmented large language models through question complexity](#). In *Proceedings of the 2024 Conference of the North American Chapter of the Association for Computational Linguistics: Human Language Technologies (Volume 1: Long Papers)*, pages 7036–7050, Mexico City, Mexico. Association for Computational Linguistics.
- Maurice G Kendall. 1938. A new measure of rank correlation. *Biometrika*, 30(1/2):81–93.
- Guohao Li, Hasan Abed Al Kader Hammoud, Hani Itani, Dmitrii Khizbullin, and Bernard Ghanem. 2023a. [CAMEL: Communicative agents for “mind” exploration of large language model society](#). In *Thirty-seventh Conference on Neural Information Processing Systems*.
- Minghao Li, Yingxiu Zhao, Bowen Yu, Feifan Song, Hangyu Li, Haiyang Yu, Zhoujun Li, Fei Huang, and Yongbin Li. 2023b. [API-bank: A comprehensive benchmark for tool-augmented LLMs](#). In *Proceedings of the 2023 Conference on Empirical Methods in Natural Language Processing*, pages 3102–3116, Singapore. Association for Computational Linguistics.

- Xingxuan Li, Ruochen Zhao, Yew Ken Chia, Bosheng Ding, Shafiq Joty, Soujanya Poria, and Lidong Bing. 2024. [Chain-of-knowledge: Grounding large language models via dynamic knowledge adapting over heterogeneous sources](#). In *The Twelfth International Conference on Learning Representations*.
- Aixin Liu, Bei Feng, Bing Xue, Bingxuan Wang, Bochao Wu, Chengda Lu, Chenggang Zhao, Chengqi Deng, Chenyu Zhang, Chong Ruan, and et al. 2025. [Deepseek-v3 technical report](#). *Preprint*, arXiv:2412.19437.
- Robert Lo, Abishek Sridhar, Frank Xu, Hao Zhu, and Shuyan Zhou. 2023. [Hierarchical prompting assists large language model on web navigation](#). In *Findings of the Association for Computational Linguistics: EMNLP 2023*, pages 10217–10244, Singapore. Association for Computational Linguistics.
- Ilya Loshchilov and Frank Hutter. 2019. [Decoupled weight decay regularization](#). In *International Conference on Learning Representations*.
- Kun Luo, Zheng Liu, Shitao Xiao, Tong Zhou, Yubo Chen, Jun Zhao, and Kang Liu. 2024. [Landmark embedding: A chunking-free embedding method for retrieval augmented long-context large language models](#). In *Proceedings of the 62nd Annual Meeting of the Association for Computational Linguistics (Volume 1: Long Papers)*, pages 3268–3281, Bangkok, Thailand. Association for Computational Linguistics.
- Baolin Peng, Chunyuan Li, Pengcheng He, Michel Galley, and Jianfeng Gao. 2023. Instruction tuning with gpt-4. *arXiv preprint arXiv:2304.03277*.
- Ethan Perez, Saffron Huang, Francis Song, Trevor Cai, Roman Ring, John Aslanides, Amelia Glaese, Nat McAleese, and Geoffrey Irving. 2022. [Red teaming language models with language models](#). In *Proceedings of the 2022 Conference on Empirical Methods in Natural Language Processing*, pages 3419–3448, Abu Dhabi, United Arab Emirates. Association for Computational Linguistics.
- Xiangyu Qi, Yi Zeng, Tinghao Xie, Pin-Yu Chen, Ruoxi Jia, Prateek Mittal, and Peter Henderson. 2024. [Fine-tuning aligned language models compromises safety, even when users do not intend to!](#) In *The Twelfth International Conference on Learning Representations*.
- Yujia Qin, Shihao Liang, Yining Ye, Kunlun Zhu, Lan Yan, Yaxi Lu, Yankai Lin, Xin Cong, Xiangru Tang, Bill Qian, Sihan Zhao, Lauren Hong, Runchu Tian, Ruobing Xie, Jie Zhou, Mark Gerstein, dahai li, Zhiyuan Liu, and Maosong Sun. 2024. [ToolLLM: Facilitating large language models to master 16000+ real-world APIs](#). In *The Twelfth International Conference on Learning Representations*.
- Stephen Robertson and Hugo Zaragoza. 2009. [The probabilistic relevance framework: Bm25 and beyond](#). *Found. Trends Inf. Retr.*, 3(4):333–389.
- Keita Saito, Akifumi Wachi, Koki Wataoka, and Youhei Akimoto. 2023. Verbosity bias in preference labeling by large language models. *arXiv preprint arXiv:2310.10076*.
- Jeonghoon Shim, Gyuhyeon Seo, Cheongsu Lim, and Yohan Jo. 2025. [Tooldial: Multi-turn dialogue generation method for tool-augmented language models](#). In *The Thirteenth International Conference on Learning Representations*.
- Iliia Shumailov, Zakhar Shumaylov, Yiren Zhao, Nicolas Papernot, Ross Anderson, and Yarin Gal. 2024. [Ai models collapse when trained on recursively generated data](#). *Nature*, 631(8022):755–759.
- Yu Su, Diyi Yang, Shunyu Yao, and Tao Yu. 2024. [Language agents: Foundations, prospects, and risks](#). In *Proceedings of the 2024 Conference on Empirical Methods in Natural Language Processing: Tutorial Abstracts*, pages 17–24, Miami, Florida, USA. Association for Computational Linguistics.
- Zhaoxuan Tan and Meng Jiang. 2023. [User modeling in the era of large language models: Current research and future directions](#). *IEEE Data Eng. Bull.*, 46(4):57–96.
- Rohan Taori, Ishaan Gulrajani, Tianyi Zhang, Yann Dubois, Xuechen Li, Carlos Guestrin, Percy Liang, and Tatsunori B. Hashimoto. 2023. Stanford alpaca: An instruction-following llama model. https://github.com/tatsu-lab/stanford_alpaca.
- Yu-Min Tseng, Yu-Chao Huang, Teng-Yun Hsiao, Wei-Lin Chen, Chao-Wei Huang, Yu Meng, and Yun-Nung Chen. 2024. [Two tales of persona in LLMs: A survey of role-playing and personalization](#). In *Findings of the Association for Computational Linguistics: EMNLP 2024*, pages 16612–16631, Miami, Florida, USA. Association for Computational Linguistics.
- Lei Wang, Chen Ma, Xueyang Feng, Zeyu Zhang, Hao Yang, Jingsen Zhang, Zhiyuan Chen, Jiakai Tang, Xu Chen, Yankai Lin, Wayne Xin Zhao, Zhewei Wei, and Jirong Wen. 2024. [A survey on large language model based autonomous agents](#). *Frontiers of Computer Science*, 18(6).
- Thomas Wolf, Lysandre Debut, Victor Sanh, Julien Chaumond, Clement Delangue, Anthony Moi, Pierric Cistac, Tim Rault, Remi Louf, Morgan Funtowicz, Joe Davison, Sam Shleifer, Patrick von Platen, Clara Ma, Yacine Jernite, Julien Plu, Canwen Xu, Teven Le Scao, Sylvain Gugger, Mariama Drame, Quentin Lhoest, and Alexander Rush. 2020. [Transformers: State-of-the-art natural language processing](#). In *Proceedings of the 2020 Conference on Empirical Methods in Natural Language Processing: System Demonstrations*, pages 38–45, Online. Association for Computational Linguistics.
- Zhiheng Xi, Wenxiang Chen, Xin Guo, Wei He, Yiwen Ding, Boyang Hong, Ming Zhang, Junzhe Wang, Senjie Jin, Enyu Zhou, Rui Zheng, Xiaoran Fan, Xiao Wang, Limao Xiong, Yuhao Zhou, Weiran

- Wang, Changhao Jiang, Yicheng Zou, Xiangyang Liu, Zhangyue Yin, Shihan Dou, Rongxiang Weng, Wensen Cheng, Qi Zhang, Wenjuan Qin, Yongyan Zheng, Xipeng Qiu, Xuanjing Huang, and Tao Gui. 2023. [The rise and potential of large language model based agents: A survey](#). *Preprint*, arXiv:2309.07864.
- Fangyuan Xu, Weijia Shi, and Eunsol Choi. 2024a. [RE-COMP: Improving retrieval-augmented LMs with context compression and selective augmentation](#). In *The Twelfth International Conference on Learning Representations*.
- Peng Xu, Wei Ping, Xianchao Wu, Lawrence McAfee, Chen Zhu, Zihan Liu, Sandeep Subramanian, Evelina Bakhturina, Mohammad Shoeybi, and Bryan Catanzaro. 2024b. [Retrieval meets long context large language models](#). In *The Twelfth International Conference on Learning Representations*.
- Da Yin, Faeze Brahman, Abhilasha Ravichander, Khyathi Chandu, Kai-Wei Chang, Yejin Choi, and Bill Yuchen Lin. 2024. [Agent lumos: Unified and modular training for open-source language agents](#). In *Proceedings of the 62nd Annual Meeting of the Association for Computational Linguistics (Volume 1: Long Papers)*, pages 12380–12403, Bangkok, Thailand. Association for Computational Linguistics.
- Aohan Zeng, Mingdao Liu, Rui Lu, Bowen Wang, Xiao Liu, Yuxiao Dong, and Jie Tang. 2024. [AgentTuning: Enabling generalized agent abilities for LLMs](#). In *Findings of the Association for Computational Linguistics: ACL 2024*, pages 3053–3077, Bangkok, Thailand. Association for Computational Linguistics.
- Yusen Zhang, Ruoxi Sun, Yanfei Chen, Tomas Pfister, Rui Zhang, and Sercan O Arik. 2024. [Chain of agents: Large language models collaborating on long-context tasks](#). In *The Thirty-eighth Annual Conference on Neural Information Processing Systems*.
- Jun Zhao, Can Zu, Xu Hao, Yi Lu, Wei He, Yiwen Ding, Tao Gui, Qi Zhang, and Xuanjing Huang. 2024. [LONGAGENT: Achieving question answering for 128k-token-long documents through multi-agent collaboration](#). In *Proceedings of the 2024 Conference on Empirical Methods in Natural Language Processing*, pages 16310–16324, Miami, Florida, USA. Association for Computational Linguistics.
- Yanli Zhao, Andrew Gu, Rohan Varma, Liang Luo, Chien-Chin Huang, Min Xu, Less Wright, Hamid Shojanazeri, Myle Ott, Sam Shleifer, Alban Desmaison, Can Balioglu, Pritam Damania, Bernard Nguyen, Geeta Chauhan, Yuchen Hao, Ajit Mathews, and Shen Li. 2023. [Pytorch fsdp: Experiences on scaling fully sharded data parallel](#). *Preprint*, arXiv:2304.11277.
- Lianmin Zheng, Wei-Lin Chiang, Ying Sheng, Siyuan Zhuang, Zhanghao Wu, Yonghao Zhuang, Zi Lin, Zhuohan Li, Dacheng Li, Eric Xing, Hao Zhang, Joseph E. Gonzalez, and Ion Stoica. 2023. [Judging LLM-as-a-judge with MT-bench and chatbot arena](#).

Appendix

A Scenario Augmentation

Since scenario diversity directly affects dialogue diversity, we employ practical methodologies to generate a wide range of scenarios. Specifically, we sample 3-30 example scenarios from our human-written scenario pool and use them as examples for the LLM. To enhance scenario diversity, we provide an additional list of chemical substance names that could be used in the scenario generation. These names are derived from document titles within the Tox-info database. To eliminate redundant scenarios, we filter out generated scenarios that have more than 15% N-gram overlap with existing scenarios or previously generated ones. The complete prompt used for scenario generation is provided in Appendix G.

We also experimented with adding generated scenarios to the example set for subsequent generation. However, using only human-written scenarios as examples results in higher diversity and fewer scenarios being removed by our N-gram filtering. When LLM-generated scenarios constitute the majority of the example set, the LLM is more likely to generate similar outputs. This phenomenon is similar to the output distribution collapse observed when models are repeatedly trained on LLM-generated text (Shumailov et al., 2024)

In practice, we utilize gpt-4o-2024-11-20 as the backbone LLM. We construct example scenarios based on 50 human-written scenarios and sample multiple times with a temperature of 0.5. We repeatedly generate 1,000 scenarios at a time until the API usage cost exceeds \$20. As a result, we generate 18,000 scenarios, of which 17,079 are filtered out using N-Gram similarity, resulting in 921 diverse scenarios.

B Ablation Study

We conduct an ablation study to demonstrate the effectiveness of both the Tox-chat architecture and our scenario-based dialogue generation approach. For these experiments, we maintain the same experimental settings as before, except that we use GPT-4o-mini as the backbone for cost-efficient dialogue generation.

Fig. 3 illustrates the changes in token length across different Tox-chat architecture configurations. "Full Doc." shows the average token count

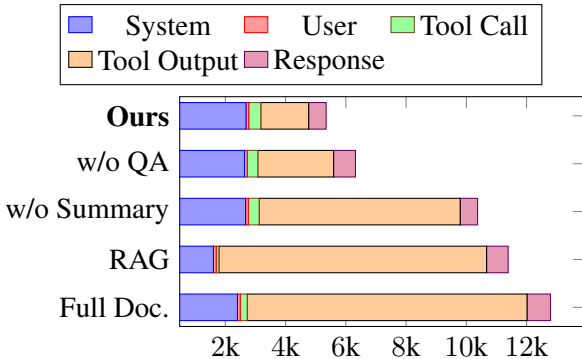


Figure 3: The average number of tokens per multi-turn dialogue across different architecture configurations

Abl.	Model	Cons.	Preference (W/L/D)
Ours		70	36 / 22 / 42
Arch.	w/o BM25	64	30 / 32 / 38
	w/o Sec. Search	54	36 / 26 / 38
Data	Material	64	24 / 26 / 50
	Question	64	22 / 50 / 28
	Single-turn	60	38 / 30 / 32

Table 3: Ablation studies on architecture and dialogue data generation

when using the entire document without a hierarchical structure from Read General to QA Specific. "RAG" displays the average token count when simply inserting all retrieved sections without additional searches nor summarization, similar to conventional RAG approaches. In both cases, we observe a significant increase in tool output tokens (approximately 5.8x and 5.6x respectively compared to our proposed model), which dramatically increases GPU memory requirements during training. The figure also shows the cases when our model does not use Summary LLM (w/o Summary) or QA LLM (w/o QA). In both configurations, the average token count increases, demonstrating that each LLM component plays a definitive role in reducing context length.

We evaluate our models using two key metrics: database consistency (Cons.) and human preference (Preference). The upper part of Table 3 presents these metrics for two architectural variations: when using only BM25 summarization without section search (w/o Sec. Search), similar to RECOMP (Xu et al., 2024a), and when using only section search without BM25 retrieval (w/o BM25). Both cases result in shorter average token counts

than our model ("w/o Sec. Search" reduces tokens by approximately 33% and "w/o BM25" by approximately 16%). However, without section search, database consistency significantly decreases (54 vs. 70), and without BM25, the ability to provide comprehensive information is limited, leading to lower preference scores (30/32/38).

The lower part of the table shows metrics when collecting distillation data through methods other than scenario-based multi-turn dialogue generation. "Material" represents cases where the user simulator continues conversations with only a list of substance names without scenarios, similar to scenario augmentation. "Question" shows cases where the user simulator continues dialogues using only the given initial query without utilizing the user’s intent or situation from scenario data. Both cases fail to effectively simulate users during multi-turn generation, resulting in deteriorated preference scores, with "Question" showing a particularly high loss rate (50%). Meanwhile, "Single-turn" shows the results of a model trained only with single-turn conversations. While this approach maintains relatively good preference scores (38/30/32) due to training on human-written queries exclusively, it shows a notable decrease in database consistency (60 vs. 70), likely due to the lack of learning various interactions in multi-turn processes. These results demonstrate the effectiveness of scenario-based data when generating multi-turn dialogues that simulate real users.

C Tox-chat Training Detail

Dialogue Generation Both the user simulator and the Tox-chat backbone for dialogue generation utilize gpt-4o-2024-11-20. We combine 50 human-written scenarios with 921 generated scenarios, using a total of 971 scenarios. For each scenario, only one dialogue is generated to ensure diversity. For each dialogue, we implement a turn distribution where 70% have 2 turns, 20% have 3 turns, and the remaining 10% have 4 turns of conversation between the user simulator and Tox-chat. Through this process, we generate 971 dialogue datasets with an average of 2.4 turns and an average token length of 5,346. Additionally, we generate 972 examples for the Summary LLM and 2,484 examples for the QA LLM. This process takes approximately 2 hours and costs a total of \$72.76. For ablation studies, all conditions remain identical to the original experiments, except that we

use gpt-4o-mini-2024-07-18 as the backbone to generate dialogue data cost-effectively across various experimental settings. In this case, generating a similar amount of data to the GPT-4o experiment consumes approximately \$5.3.

Model Fine-Tuning The dialogue, summary, and QA datasets generated earlier are all used to fine-tune a single LLM. We employ Supervised Fine-Tuning (SFT) to simultaneously train three tasks: language agent, summary LLM, and QA LLM. When utilizing the model as the Tox-chat backbone, we use the same model for all three tasks to optimize LLM inference efficiency. The training process utilizes Huggingface Transformers (Wolf et al., 2020) and Accelerate (Gugger et al., 2022) libraries. We optimize the model using the AdamW optimizer (Loshchilov and Hutter, 2019) at a learning rate of 3×10^{-5} . We employ a maximum token length of 8,196 with a batch size of 16, and training proceeds over 3 epochs. All other training hyper-parameters follow the default settings of Huggingface Trainer. For Llama 3.1 8B, we utilize Fully-Sharded Data Parallel (Zhao et al., 2023) on four A100-80GB GPUs, with the fine-tuning process taking approximately 4 hours and 20 minutes.

D Tox-Info DB Overview

Here we illustrate the structure of the Tox-Info DB, a database system developed by the Korean Ministry of Food and Drug Safety, for the purpose of making information on chemicals used in food, medicines, and other products that come into direct contact with the human body more easily accessible to both the general public and professionals.

D.1 Database Description

Tox-info provides access to the following four key databases:

Chemical Info. This database contains information on chemicals used in products that directly interact with the human body, including food, medicines, and personal care items. It offers details on substances, their usage, and toxicity information.

Poison Info. This database provides clinical toxicity and emergency treatment information for healthcare professionals, including doctors, nurses, and emergency treatment specialists, about toxic substances.

Cigarette Info. This database includes information on 93 harmful and potentially harmful constituents (HPHCs) in tobacco products and tobacco smoke, as designated by the U.S. Food and Drug Administration (FDA).

Carcinogen Info. This database offers information on carcinogenicity ratings, as classified by various international organizations, such as the International Agency for Research on Cancer (IARC), the National Toxicology Program (NTP), and the U.S. Environmental Protection Agency (EPA).

Note that while Cigarette Info DB and Carcinogen Info DB provide isolated search service, their documents are a subset of those in Chemical Info DB. Additionally, the carcinogen filter search functionality is provided by Carcinogen Info DB, and the toxic dose search functionality is provided by Chemical Info DB.

D.2 Document And Section Length

There are total 5,878 documents across Chemical Info DB and Poison Info DB, with over 80,000 sections. We measure the total number of tokens (using Llama-8B tokenizer) and report their statistics in Table 4.

Statistic	Document	Section
Min	70	22
Max	57,179	12,354
Mean	6,142.05	434.58
Std.	5,633.93	585.98

Table 4: Token Length Statistics of Tox-Info DB, based on Llama-8B tokenizer.

E Detailed Tool Description

Table 5 describes the details of tools we use.

F Generated Samples

Table 6 shows the generated scenario prompt when we build the training set, and Table 7 shows an train set example.

G Prompts

For dataset construction, the system and user prompts are described in Table 9 and Table 10. The full system prompt of our Tox-chat architecture are Table 11, and Table 12 and Table 13 show the module prompt. Table 14 and Table 15 are the instruction prompt for LLM-as-a-Judge.

Table 5: Summary of tools in our Tox-chat architecture.

Tool Name	Functionality	Input(s)	Output
BM25 Search	Search ToxInfo using BM25 and summarize matched sections with a separate LLM.	Query string	Summarized text
Keyword Search	Performs a keyword search in ToxInfo.	Search keyword	List of highest matching chemical names
Read General	Retrieves abstract and table of contents from a chemical document.	Database name, chemical name	Abstract and table of contents
QA Specific	Answers a question based on a specific section of a chemical document. Returns the whole section if less than 200 characters	Database name, chemical name, section name, question string	Answer to the question or the entire section
Carcinogen Filter Search	Performs a keyword search in ToxInfo with optional carcinogenicity filters. Multiple filters can be applied, which are combined with either 'AND' or 'OR' operator.	Keyword, carcinogen filters (IARC/NTP/USEPA), AND/OR flag	List of filtered chemical names
Toxic Dose Search	Retrieves toxic dose values like LD50, NOAEL, etc. for a chemical. Structured info separated by equal signs; specific to dose data	Chemical name	List of dose entries

Table 6: Generated scenario examples

Example 1

"persona": "50대 농부",

A farmer in his 50s

"situation": "농약 사용 시 안전성을 확인하려 함",

Trying to confirm the safety when using pesticides

"intention": "사용 중인 농약의 독성을 알고 싶음",

Wants to know about the toxicity of the pesticide being used

"question": "내가 쓰는 농약에 디아지논이 들어 있는데, 이게 사람한테 얼마나 위험한가요?"

The pesticide I'm using contains diazinon. How dangerous is this to humans?

Example 2

"persona": "화학 회사에 다니는 40대 연구원"

A researcher in his 40s working at a chemical company

"situation": "새로운 화학물질을 개발 중",

Developing a new chemical substance

"intention": "개발 중인 화학물질의 독성 평가를 하고 싶음",

Wants to evaluate the toxicity of the chemical substance under development

"question": "N-카보시메틸이미노비스(에틸렌니트로)테트라(아세트산)의 독성 정보를 알려줄 수 있어?"

Can you provide toxicity information about N-carboxymethyliminobis(ethylenenitro)tetra(acetic acid)?

Example 3

"persona": "20대 의학과 학생"

A medical student in their 20s

"situation": "독성학 과제 준비 중",

Preparing for a toxicology assignment

"intention": "부프레노르핀의 약리학적 독성을 조사하고자 함",

Wants to research the pharmacological toxicity of buprenorphine

"question": "부프레노르핀의 약리학적 독성을 간단히 설명해주세요."

Please briefly explain the pharmacological toxicity of buprenorphine.

Example 4

"persona": "환경문제에 관심이 많은 30대 여성"

A woman in her 30s who is interested in environmental issues

"situation": "최근에 수질오염 관련 다큐멘터리를 시청함",

Recently watched a documentary about water pollution

"intention": "도모이산이라는 물질이 언급되었는데, 궁금증이 생김",

Became curious about a substance called domoic acid that was mentioned

"question": "도모이산이라는 물질이 수질오염과 관련 있다고 하는데, 이게 어떤 독성을 가지고 있어?"

I heard that a substance called domoic acid is related to water pollution. What kind of toxicity does it have?

Table 7: Toxchat train dataset example. For readability, we omit the details (...) of documents.

Step	Component	Content
1	User Query	인간이 베릴륨에 노출되면 어떤 증상이 나타나? <i>What symptoms appear when humans are exposed to beryllium?</i>
2	Agent Tool Call	tool_call: BM25 Search arguments: {"query": "인간이 베릴륨에 노출되면 어떤 증상이 나타나?"}
3	Tool Response	인간이 베릴륨에 노출될 경우 다양한 증상이 나타날 수 있다. 급성 노출 시에는 화학적 폐렴, 기관지염, 결막염, 피부염 등이 발생하며, 심한 경우 치명적일 수 있다. 만성 노출은 폐육아종증, 체중 감소, 호흡 부전, 간 및 비장 비대 등의 증상을 유발할 수 있다... <i>When humans are exposed to beryllium, various symptoms can appear. In acute exposure, chemical pneumonia, bronchitis, conjunctivitis, dermatitis, etc. can occur, and in severe cases, it can be fatal. Chronic exposure can cause pulmonary granulomatosis, weight loss, respiratory failure, liver and spleen enlargement...</i>
4	Agent Tool Call	tool_call: Keyword Search arguments: {"keyword": "베릴륨"} <i>Beryllium</i>
5	Tool Response	# Search results for 베릴륨 in ToxInfo database. ## Chemical Info Search Results (From most relevant to least): 1. 베릴륨 (Beryllium, elemental) 2. 산화베릴륨 (Beryllium oxide) 3. 인산베릴륨 (Beryllium phosphate)...
6	Agent Tool Call	tool_call: Read General arguments: {"db_name": "Chemical Info", "chemical_name": "베릴륨"}
7	Tool Response	# General Information for 베릴륨 in Chemical Info database ## Abstract 베릴륨 화합물(Beryllium compound)은 육각형 결정의 형태 흰색을 나타내며, 냄새가 나지 않는 금속이다. 주로 구리 베릴륨 합금에서 합금원소로 사용되며... <i>Beryllium compounds appear as white hexagonal crystals and are odorless metals. They are mainly used as an alloying element in copper beryllium alloys...</i>
8	Agent Tool Call	tool_call: QA Specific arguments: {"db_name": "Chemical Info", "chemical_name": "베릴륨", "section_name": "인체영향-증상", "question": "인간이 베릴륨에 노출되면 어떤 증상이 나타나?"} arguments: {"db_name": "Chemical Info", "chemical_name": "Beryllium", "section_name": "Human Health Effects-Symptoms", "question": "What symptoms appear when humans are exposed to beryllium?"}
9	Tool Response	인간이 베릴륨에 노출되면 다음과 같은 증상이 나타날 수 있습니다: 1. 흡입 노출: 급성 폐렴, 흉통, 기관지 경련, 발열, 호흡 곤란, 청색증, 기침... 2. 피부 접촉: 먼지와 접촉으로 급성 피부염이 발생하며... 3. 눈 접촉: 먼지 오염으로 인해 급성 결막염이 발생하며... <i>When humans are exposed to beryllium, the following symptoms may appear:</i> 1. <i>Inhalation Exposure:</i> Acute pneumonia, chest pain, bronchospasm, fever... 2. <i>Skin Contact:</i> Acute dermatitis can occur from contact with dust... 3. <i>Eye Contact:</i> Acute conjunctivitis can occur due to dust contamination...
10	Agent Response	인간이 베릴륨에 노출되면 다음과 같은 증상이 나타날 수 있습니다: 1. 흡입 노출: 급성 폐렴, 흉통, 기관지 경련, 발열, 호흡 곤란, 기침 등이 발생하며, 만성 노출 시 체중 감소, 심장 비대, 간 및 비장 비대 등이 나타날 수 있습니다. 2. 피부 접촉: 급성 피부염, 홍반, 수포성 발진 등이 발생할 수 있습니다. 3. 눈 접촉: 급성 결막염, 결막 충혈, 광선 공포증 등이 보고되었습니다... <i>When humans are exposed to beryllium, the following symptoms can appear:</i> 1. <i>Inhalation Exposure:</i> Acute pneumonia, chest pain, bronchospasm... 2. <i>Skin Contact:</i> Acute dermatitis, erythema, vesicular rash... 3. <i>Eye Contact:</i> Acute conjunctivitis, conjunctival hyperemia...
11	User Follow-up Query	베릴륨에 노출되는 주요 경로는 어떤 방식으로 이루어지나요? 예를 들어, 주로 작업 환경에서 발생하는 건가요? <i>What are the main routes of exposure to beryllium? For example, does it mainly occur in work environments?</i>
12	Agent Tool Call	tool_call: QA Specific arguments: {"db_name": "Chemical Info", "chemical_name": "베릴륨", "section_name": "인체영향-사례보고", "question": "베릴륨에 노출되는 주요 경로는 무엇인가요? 작업 환경에서 주로 발생하나요?"} arguments: {"db_name": "Chemical Info", "chemical_name": "Beryllium", "section_name": "Human Health Effects-Case Reports", "question": "What are the main routes of exposure to beryllium? Does it primarily occur in work environments?"}
13	Tool Response	베릴륨에 노출되는 주요 경로는 작업 환경에서 발생하는 경우가 많습니다. 베릴륨은 주조 작업, 주물, 전단, 압연, 절단, 용접, 기계 가공, 샌딩, 연마, 조립 및 화학 분석 작업 중에 노출될 수 있습니다... <i>The main routes of exposure to beryllium often occur in work environments. Beryllium exposure can happen during casting operations, molding, shearing, rolling, cutting, welding, machining, sanding, grinding, assembly, and chemical analysis work...</i>
14	Agent Response	베릴륨에 노출되는 주요 경로는 주로 작업 환경에서 발생합니다. 주조 작업, 용접, 기계 가공, 연마 등 다양한 산업 활동 중에 베릴륨에 노출될 수 있습니다. 또한, 작업복을 통해 집 먼지로 옮겨지거나, 베릴륨 공장 근처 대기 오염으로 인해 작업장 외부에서도 노출 사례가 보고된 바 있습니다... <i>The main routes of exposure to beryllium primarily occur in work environments. Exposure can happen during various industrial activities such as casting operations, welding, machining, grinding, and more. Additionally, exposure cases have been reported outside the workplace through work clothes transferring to house dust, or through air pollution near beryllium factories...</i>

Table 8: Full example of Table 2. Naive backbone models generate **general responses**, but Tox-chat models refer **detailed domain-specific information**.

Question: Please tell me if there are any cases of exposure to hydroquinone.	
Model	Response
GPT-4o	<p>Hydroquinone is a chemical mainly used in skin whitening creams that has the effect of inhibiting melanin production to brighten skin. However, this substance is regulated in many countries due to side effects and safety concerns. Cases of exposure to hydroquinone are mainly associated with the following side effects.</p> <ol style="list-style-type: none"> Skin irritation and allergic reactions: Symptoms such as skin rash, itching, and erythema may occur after using products containing hydroquinone. Ochronosis: Long-term use can lead to a condition called ochronosis, where the skin turns bluish or darkens. This mainly occurs when high concentrations of hydroquinone are used for extended periods. Carcinogenicity controversy: Some studies suggest that hydroquinone may have carcinogenic potential, although clear evidence in humans is lacking. Nevertheless, due to this possibility, some countries prohibit or restrict the use of hydroquinone. Eye and respiratory irritation: Exposure to hydroquinone powder or vapor can irritate the eyes and respiratory system. For these reasons, it is important to follow professional guidance or strictly adhere to product usage instructions when using hydroquinone. It is also advisable to consult with a dermatologist when using products containing hydroquinone.
Toxchat-GPT-4o	<p>Cases of exposure to hydroquinone are as follows:</p> <ol style="list-style-type: none"> Occupational exposure: A 43-year-old male was diagnosed with myelodysplastic syndrome and acute myeloid leukemia after 16 years of occupational exposure to radiographic developer fluid, with chromosomal abnormalities observed [[Toxicity information, Hydroquinone, Human effects-case reports]]. Acute gastrointestinal disease: 544 crew members of a US Navy vessel experienced acute gastrointestinal disease including nausea, vomiting, and abdominal pain due to a cold water system contaminated with hydroquinone [[Toxicity information, Hydroquinone, Human effects-case reports]]. Fatal cases: Fatal cases occurred due to ingestion of hydroquinone-containing photographic developer fluid, and autopsy showed hydroquinone concentrations in urine, liver, and kidneys [[Toxicity information, Hydroquinone, Human effects-case reports]]. Respiratory and skin effects: Workers exposed to hydroquinone mixtures had higher prevalence of respiratory symptoms and eczema than the control group, and lower lung function values [[Toxicity information, Hydroquinone, Human effects-epidemiological studies]]. Cancer incidence study: A cohort study of workers exposed to hydroquinone at a Tennessee factory found cancer incidence rates similar to or lower than the general population [[Toxicity information, Hydroquinone, Human effects-epidemiological studies]]. Increased malignant melanoma: Some Danish lithographers were regularly exposed to hydroquinone, and the incidence of malignant melanoma increased [[Toxicity information, Hydroquinone, Human effects-epidemiological studies]]. <p>These cases show various effects related to the toxicity of hydroquinone.</p>
Llama-8B	<p>Hydroquinone is a chemical substance mainly used in photo development, cosmetics, and paints. However, hydroquinone is a toxic substance, that can pose health risks with long-term exposure. Here are a few examples of cases where people have been exposed to hydroquinone.</p> <ol style="list-style-type: none"> Cosmetic use: Hydroquinone is a chemical used in cosmetics, primarily to lighten dark areas of skin. However, with prolonged use, it can cause skin irritation or lead to skin cancer. The US FDA restricted hydroquinone in cosmetics in 2006. Photo development: Hydroquinone is a chemical used in photo development to brighten photographs. However, with long-term exposure, photo developers may experience skin irritation or respiratory problems. Paint: Hydroquinone is a chemical used in paint that makes the paint brighter. However, when exposed for long periods, paint workers may experience skin irritation or respiratory problems. Industrial exposure: Hydroquinone can also pose health risks with industrial exposure. For example, factory workers who produce or process hydroquinone may experience skin irritation or respiratory problems with prolonged exposure. <p>One of the cases of exposure to hydroquinone is a 2019 incident in the US where photo developers were exposed to hydroquinone and experienced skin irritation. In this incident, photo developers in the US used hydroquinone for a long period, experienced skin irritation, and were eventually diagnosed with skin cancer. Cases of exposure to hydroquinone can occur in various industries and usage areas. Therefore, people who use or are exposed to hydroquinone should follow safe usage methods or use protective equipment to protect their health.</p>
Toxchat-Llama-8B	<p>There are cases of exposure to hydroquinone. A 43-year-old male was diagnosed with myelodysplastic syndrome and acute myeloid leukemia after occupational exposure to hydroquinone in radiographic developer fluid for 16 years. Gastrointestinal illness characterized by acute symptoms including nausea, vomiting, abdominal pain, and diarrhea occurred in 544 crew members aboard a large US Navy vessel, which was found to be caused by contamination of the cold water system with hydroquinone originating from an automatic photo processing machine installed on the vessel.</p>
Toxchat-8B	<p>Here are the documented cases of hydroquinone exposure:</p> <ol style="list-style-type: none"> Occupational exposure case: A 43-year-old male suffered from myelodysplastic syndrome and acute myeloid leukemia after being exposed to hydroquinone for 16 years, with chromosomal abnormalities observed [[Toxicity Information, Hydroquinone, Human Effects-Case Reports]]. Gastrointestinal disorders: 544 people aboard a large US Navy vessel experienced symptoms such as nausea, vomiting, and abdominal pain, which were determined to be caused by hydroquinone contamination [[Toxicity Information, Hydroquinone, Human Effects-Case Reports]]. Fatal case: A fatality occurred after ingestion of photo developer solution containing hydroquinone, with hydroquinone concentrations measured at 3.4 $\mu\text{g/mL}$ in urine, 0.5 $\mu\text{g/g}$ in liver, and 0.2 $\mu\text{g/g}$ in kidney [[Toxicity Information, Hydroquinone, Human Effects-Case Reports]]. <p>Additionally, evidence of hydroquinone's carcinogenicity in humans is inadequate, and in animal experiments, it was evaluated that carcinogenicity classification is not possible due to limited evidence.</p>

Table 9: Prompts for scenario generation. *Gray text* is a reference translation of Korean into English, and was not actually included in the model input. *Purple text* is a variable that changes for each example.

<i>System prompt</i>
<p>You are writer for a Toxicity-info chatbot usage scenarios. Create a scenario that are likely to be asked. Often, the scenario is related to a certain chemical or product. Be as creative and diverse as possible. Do not use a similar material that's given in the previous response. Do not create duplicate scenarios that share similar material or idea. Write in Korean.</p> <p>Here are some important rules you must follow when writing the scenario, especially the Question:</p> <ol style="list-style-type: none"> 1. If you are putting a chemical into a scenario, use a specific name. 2. If you are putting a product into a scenario, refer to a certain product type. 3. Do not create vague questions that are impossible to answer without any follow-up question. 4. You must give enough context and information in the question, so that they can be answered by the chatbot in one go. 5. Here are some chemicals you may use to create your scenarios on. Use them only when they naturally fit to the scenario. <p>-{EXAMPLE_CHEMICALS}</p>
<i>User prompt</i>
<pre>{ "scenarios": [{ "persona": "20대 상하차 직원", <i>A warehouse worker in his 20s</i> "situation": "트럭에 둘러싸여서 일하다 보니, 매연을 하루종일 맡고 있는게 걱정된다.", <i>Working surrounded by trucks, I'm worried about inhaling exhaust fumes all day.</i> "intention": "독성 챗봇에게 매연의 위험성에 대해 물어보고자 한다.", <i>User wants to ask a toxic chatbot about the dangers of exhaust fumes.</i> "question": "매연을 하루종일 맡고 있는데, 이게 얼마나 안좋은거야" <i>I'm inhaling exhaust fumes all day, how bad is this for me?</i> }, { "persona": "40대 남성", <i>A male around age 40</i> "situation": "작업장에서 암모니아를 많이 사용하고있는 상황", <i>In a workplace where ammonia is frequently used</i> "intention": "작업장에 암모니아를 사용하는데 인체에 많이 해로운지 궁금", <i>Curious about how harmful ammonia is to the human body when used in the workplace</i> "question": "작업장에 암모니아를 사용하는데 인체에 많이 해로울까요?" <i>We use ammonia in the workplace, is it very harmful to humans?</i> }, ... { "persona": "논문 제출을 앞둔 20대 공대 대학원생", <i>Engineering graduate student in their 20s, about to submit a paper</i> "situation": "나는 제로콜라를 하루에 1.5L 씩 마시며, 최근 화장실에 너무 자주 가는 것 같다.", <i>I drink 1.5L of zero-calorie cola daily, and recently I seem to be going to the bathroom too frequently.</i> "intention": "독성 챗봇에게 이렇게 콜라를 많이 마셔도 되는지 물어보고자 한다.", <i>I want to ask a toxic chatbot if it's okay to drink this much cola.</i> "question": "콜라 많이 마시면 뭐가 안 좋아?" <i>What's bad about drinking a lot of cola?</i> }] }</pre> <p>Generate other 10 scenarios in the JSON list based on the given examples.</p>

Table 10: User simulation prompt

<i>System prompt</i>
<p>You are a method actor that is committed to act the following scenario. You will be given who you are acting and what scenario you are in. Based on the chat history, create the most natural follow up question (or response) possible. The scenarios will be given in Korean, and you can only use Korean as well.</p> <p>=== Beginning of scenario === You are a human that asks questions to a chatbot. The chatbot is a specialist in toxic chemicals. Below are specific details: ### Character {CHARACTER}</p> <p>### Situation {SITUATION}</p> <p>### Intention {INTENTION}</p> <p>=== End of scenario ===</p> <p>The chatting started with the following question: {USER_QUERY}</p>
<i>User prompt</i>
{AGENT_RESPONSE}

Table 11: Tox-chat main prompt. *Gray text* is just for reference.

<i>System prompt</i>
<p>You are a helpful assistant that answers toxicity related answers based on given database.</p> <p>The database, named Tox-Info, is comprised of four smaller databases:</p> <ol style="list-style-type: none"> 1. Chemical Info: Provides information on chemicals used in products that come into direct contact with the human body, such as food, medicines, and other personal care products, including substance information, usage, and toxicity information. 2. Poison Info: Offers clinical toxicity information and emergency treatment information for toxic substances to healthcare professionals, including doctors, nurses, and emergency treatment specialists. 3. Cigarette Info: Provides information on 93 harmful and potentially harmful constituents (HPHCs) in tobacco products and tobacco smoke, as designated by the U.S. Food and Drug Administration (FDA). 4. Carcinogen Info: Provides information on carcinogenicity ratings classified by various international organizations and agencies, including the International Agency for Research on Cancer (IARC), the National Toxicology Program (NTP), and the U.S. Environmental Protection Agency (EPA). <p>When the user asks about a certain chemical, product, or creature, follow this protocol.</p> <ol style="list-style-type: none"> 1. Always start with 'toxininfo_bm25_summarize' tool. <ul style="list-style-type: none"> - Use the user's full question as the search keyword. If the question is more than 2 sentences, summarize it into one. - Since the result is not always accurate, you must decide whether each of the matched texts indeed are what the user is asking for. - Do not jump onto the result right away. Follow the next steps. 2. Next, use the 'toxininfo_db_search' tool to find the document of the chemical in question. 3. If 'toxininfo_db_search' again, do not jump right into conclusion. Try it again with different keywords. <p>In doing so, follow the rules below:</p> <ol style="list-style-type: none"> a. You can use your own knowledge to modify the search keyword into a similar/related substance. For example, <ul style="list-style-type: none"> - 주유소^{gas station} is related to 벤젠^{benzene}, 톨루엔^{toluene}, 에틸베젠^{ethylbenzene}, 자일렌^{xylene}, etc. - The keyword 살균^{disinfection} is related to 에탄올^{ethanol}, 과산화수소^{hydrogen peroxide}, 차아염소산 소듐^{sodium hypochlorite}, etc. - The keyword 말벌^{hornet} is related to 벌^{bee}. b. If the substance is comprised of multiple chemicals, use your own knowledge to make a list of those chemicals. For example, <ul style="list-style-type: none"> - 담배^{tobacco/cigarette} is mainly comprised of 니코틴^{nicotine}, 타르^{tar}, 일산화탄소^{carbon monoxide}, 벤젠^{benzene}, etc. - 살충제^{pesticide} is mainly comprised of 파라티온^{parathion}, 말라티온^{malathion}, 페메트린^{permethrin}, etc. - 콜라^{cola} is mainly comprised of 설탕^{sugar}, 카페인^{caffeine}, 인산^{phosphoric acid}, etc. - 락스^{bleach} is mainly comprised of 차아염소산 소듐^{sodium hypochlorite}. c. With the new list, search them again using the 'toxininfo_db_search' tool. d. Search the word in either English or Korean, not both. 4. Read through the database to find the information the user is asking for. <ul style="list-style-type: none"> - Use 'read_general_chemical_info' to get the general info and section names. - When using 'chemical_info_qa', make sure you use the exact section names obtained from 'read_general_chemical_info'. - To access more specific information, use 'chemical_info_qa'. In this case, you may have to access multiple sections before finding the information you need, especially when the user is asking multiple questions. - Even if there is only one question, accessing multiple sections is a good practice. - You may also have to access multiple documents, if the user is asking about multiple chemicals. 5. Upon gathering enough information, answer the user's question based on the information in the database. <ul style="list-style-type: none"> - Your answer must be thoroughly fact-checked by the content in the database. Do not add facts of your own that are not included in the database. - When stating facts and numbers, you must make sure the information is identical to that written in the database. - Do not include any redundant information, or those that the user didn't ask for. Try to keep the answers light. - If the text contains any reference, include it in your answer as well. - Always answer in Korean. 6. When answering the question, make sure that you reference the information in the database. When doing so, use the format of [[Database name, Chemical name, Section name]]. <ul style="list-style-type: none"> - Reference the information only when they are from the database. - Do not make reference of your own. 7. In a special case where the question is about toxic dose information, use the 'get_toxic_dose_info' tool. <ul style="list-style-type: none"> - Toxic dose information include but not limited to: LD50, LC50, TD50, NOAEL, ... 8. In a special case where the question is about finding chemicals with certain carcinogen class, use the 'toxininfo_db_search_with_carcinogen_filter' tool. <ul style="list-style-type: none"> - You can search for chemicals that are classified by IARC, NTP, USEPA. - IARC Class 1, NTP Class K, USEPA Class A are the classes for the most carcinogenic chemicals.
<i>User Prompt</i>
{USER_QUERY}

Table 12: Toxchat BM25 summarization prompt

System prompt
<p>Your job is to summarize any given text into less than 200 words.</p> <p>The text is a result of a database search. You will be given the text, and the query that was used to retrieve the texts.</p> <p>When summarizing, filter out those that are completely unrelated to the given query.</p> <p>Don't be too strict; if the text weakly relates, try to include them as well.</p> <p>However, do not add any additional information of your own. Only use the text that's given in the text.</p> <p>You will be given the query first, and then the retrieved text.</p> <p>Your answer must include two types of references:</p> <ol style="list-style-type: none"> 1. Reference from the given context, which are often surrounded by parantheses "()". If the information has this reference, include in your response as well. 2. Reference indicating the location within the database. When referencing, use the format of [[Database name, Chemical name, Section name]]. <p>Reference the information if and only if when they are from the database.</p> <p>Do not make reference of your own.</p> <p>Summarize in Korean.</p>
User Prompt
<p>## Query</p> <p>{QUERY}</p> <p>## Retrieved Text</p> <p>{RETRIEVED_SECTION_1}</p> <p>{RETRIEVED_SECTION_2}</p> <p>...</p> <p>{RETRIEVED_SECTION_10}</p>

Table 13: Toxchat QA prompt

System prompt
<p>Read the following context and answer the question in Korean.</p> <p>Wherever possible, your answer must be thoroughly fact-checked by the information provided in the context.</p> <p>When stating facts (e.g., numbers, properties, etc.), they should be directly referenced from the context.</p> <p>Your answer should be compact, but you still must faithfully answer the question(s).</p> <p>Your answer must not be longer than the context.</p> <p>If the question is impossible the answer from the context, you must state that there is no information in the database to answer the question.</p> <p>Your answer must include two types of references:</p> <ol style="list-style-type: none"> 1. Reference from the given context, which are often surrounded by parantheses "()". If the information has this reference, include in your response as well. 2. Reference indicating the location within the database. When referencing, use the format of [[Database name, Chemical name, Section name]]. <p>Reference the information if and only if when they are from the database.</p> <p>Do not make reference of your own.</p> <p># Context</p> <p>{CONTEXT}</p>
User Prompt
{ QUESTION_FROM_AGENT }

Table 14: LLM-as-a-judge prompt on DB consistency

System prompt
<p>Please act as an impartial judge and evaluate whether the response provided by an AI assistant is factually grounded. You will be given a list of documents, each of which contain properties and dangers of a certain chemical. Carefully go through the AI assistant's response. For any chemical fact you encounter, check whether it is verifiable by the provided chemical documents.</p> <p>Be as objective as possible. Briefly summarize the AI assistant's response, then decide your verdict on whether the response is fact-checked by the documents.</p> <p>Do not evaluate the fluency or helpfulness of the response.</p> <p>Do not evaluate whether the question is answered or not.</p> <p>Do not make your verdict based on whether the response contains every information in the chemical documents.</p> <p>You will be given an excessive amount of broad information; the response does not need to cover every single chemical document to be considered fact-checked.</p> <p>In a special case where there are no documents provided, make your verdict based on the following rules:</p> <ol style="list-style-type: none"> 1. If you are certain that the response is objectively wrong, make your decision based on your own knowledge. 2. If you are unsure whether the facts are verifiable, return a special verdict "Pass". <p>In a special case where the AI assistant claims to not have found any information, return the "Pass" verdict.</p> <p>Your verdict must strictly be one of: "Fact-checked: [[True]]", "Fact checked: [[False]]", and "Fact checked: [[Pass]]"</p> <p>< Start of factual info for {CHEMICAL_NAME} > {CHEMICAL_DOCUMENT} < End of factual info for {CHEMICAL_NAME} ></p>
User Prompt
<p>< The Start of Assistant's Conversation with User > ### User: {QUESTION_1} ### Assistant: {ANSWER_1} < The End of Assistant's Conversation with User ></p>

Table 15: LLM-as-a-judge on preference

System prompt
<p>Please act as an impartial judge and evaluate the quality of the responses provided by two AI assistants to the user question displayed below. You should choose the assistant that follows the user's instructions and answers the user's question better. Your evaluation should consider factors such as the helpfulness, relevance, accuracy, depth, and level of detail of their responses. Begin your evaluation by comparing the two responses and provide a short explanation.</p> <p>Avoid any position biases and ensure that the order in which the responses were presented does not influence your decision.</p> <p>Do not allow the length of the responses to influence your evaluation.</p> <p>Do not favor certain names of the assistants.</p> <p>Be as objective as possible.</p> <p>After providing your explanation, output your final verdict by strictly following this format: "[[A]]" if assistant A is better, "[[B]]" if assistant B is better, and "[[C]]" for a tie.</p>
User Prompt
<p>< The Start of Assistant A's Conversation with User > ### User: {QUESTION_1} ### Assistant A: {ANSWER_1_OF_MODEL_A} ### User: {QUESTION_2_OF_MODEL_A} ### Assistant A: {ANSWER_2_OF_MODEL_A} < The End of Assistant A's Conversation with User ></p> <p>< The Start of Assistant B's Conversation with User > ### User: {QUESTION_1} ### Assistant B: {ANSWER_1_OF_MODEL_B} ### User: {QUESTION_2_OF_MODEL_B} ### Assistant B: {ANSWER_2_OF_MODEL_B} < The End of Assistant B's Conversation with User ></p>