

Cultural Alignment in Large Language Models Using Soft Prompt Tuning

Reem I. Masoud^{1,3}, Martin Ferienc¹, Philip Treleaven², Miguel Rodrigues^{1,4}

¹Department of Electronic and Electrical Engineering, University College London

²Department of Computer Science, University College London

³Department of Electrical Engineering, King Abdulaziz University

⁴ AI Centre, University College London

{reem.masoud.22, martin.ferienc.19,
p.treleaven, m.rodrigues}@ucl.ac.uk

Abstract

Large Language Model (LLM) alignment conventionally relies on supervised fine-tuning or reinforcement learning based alignment frameworks. These methods typically require labeled or preference datasets and involve updating model weights to align the LLM with the training objective or reward model. Meanwhile, in social sciences such as cross-cultural studies, factor analysis is widely used to uncover underlying dimensions or latent variables that explain observed patterns in survey data. The non-differentiable nature of these measurements deriving from survey data renders the former alignment methods infeasible for alignment with cultural dimensions. To overcome this, we propose a parameter efficient strategy that combines soft prompt tuning, which freezes the model parameters while modifying the input prompt embeddings, with Differential Evolution (DE), a black-box optimization method for cases where a differentiable objective is unattainable. This strategy ensures alignment consistency without the need for preference data or model parameter updates, significantly enhancing efficiency and mitigating overfitting. Our method demonstrates significant improvements in Llama-3-8B-Instruct's cultural dimensions across multiple regions, outperforming both the Naive LLM and the In-context Learning (ICL) baseline, and effectively bridges computational models with human cultural nuances.

1 Introduction

The cultural alignment of the large language models (LLMs) ensures that the LLMs reflect the beliefs, values, and norms of diverse user groups (Masoud et al., 2023). When deployed in a specific region, an LLM should accurately embody the cultural values of that society to ensure meaningful, context-aware interactions and prevent misunderstandings that could arise from misaligned

responses. For example, the value of "individualism" prevalent in western societies contrasts with "collectivism" in many Asian and Middle Eastern regions, necessitating region-specific adaptations in LLM responses.

Current methods for aligning LLMs with cultural surveys, such as using self-supervised or supervised fine-tuning (Vaswani, 2017), are computationally demanding and often align models based on the "average" human preference, neglecting the broader distribution of cultural perspectives (Sorensen et al., 2024). Similarly, reinforcement learning based alignment frameworks (Vieillard et al., 2020) like Reinforcement Learning from Human Feedback (RLHF) (Ouyang et al., 2022), Direct Preference Optimization (DPO) (Rafailov et al., 2024), and their variants (Zhao et al., 2023; Azar et al., 2024) perform intensive computations and focus on modeling average preferences while treating deviations as noise, typically training on the highest and lowest common response (Durmus et al., 2023). Meanwhile, current cultural studies, as well as other social sciences such as psychology, market research, political science, and others, are primarily based on survey data of a large set of observed variables that map to dimensions using factor analysis. Thus, applying conventional methods becomes infeasible.

To address these challenges, our study employs soft prompt tuning, a parameter-efficient fine-tuning method that freezes the model's parameters while optimizing trainable parameters, soft prompts, integrated with the input embeddings (Lester et al., 2021). This method preserves the pre-trained language model while optimizing for responses that fit specific cultural contexts. Our approach applies soft prompt tuning to effectively align LLMs with specific cultural dimensions. However, cultural dimensions in cross cultural studies are based on cultural surveys that map to cultural values or dimensions leading to non-

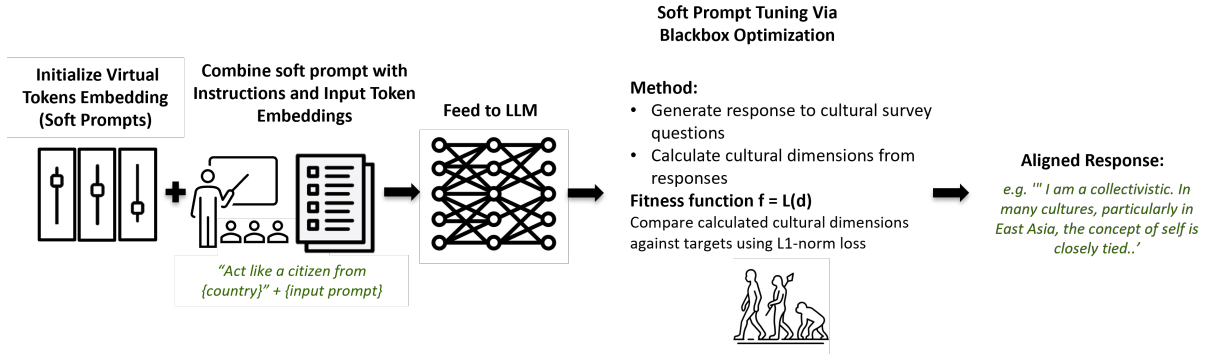


Figure 1: Methodology for cultural alignment using soft prompt tuning.

differentiable objectives that cannot be handled using gradient descent. Thus, we transition to a novel methodology utilizing black-box optimization to handle the non-differentiable objective. Specifically, we employ Differential Evolution (DE) to optimize soft prompts, enhancing the model’s ability to reflect diverse cultural values effectively. This approach also enables easily swapping the trained embeddings for a different culture, enhancing the methods adaptability to diverse contexts. Moreover, the methodology can further be applied to other fields that rely on factor analysis. We highlight our contributions as follows:

1. We develop a methodology for aligning LLMs with cultural dimensions.
2. Our proposed methodology utilizes soft prompt tuning to align LLMs, while handling objectives associated with cultural dimensions
3. Using DE, we significantly reduce the loss in cultural dimension scores compared to the Naive LLM and ICL baselines, effectively improving the model’s alignment with cultural frameworks.

2 Background

LLM Alignment LLM Alignment can be achieved using model training-based methods, which are divided into several approaches. The first approach involves pre-training using a large corpus of raw, unlabeled text data, allowing the model to learn general features. This can be done by training an LLM from scratch, which is costly, or through ‘continued pre-training,’ where a pre-trained model is further trained on relevant, unlabeled data (Pawar et al., 2024). Alternatively, fine-tuning methods employ labeled datasets specific to the intended task. Additionally, KL-regularized objectives such as RLHF (Christiano et al., 2017; Ouyang et al., 2022),

DPO (Rafailov et al., 2024; Zhao et al., 2023), and identity preference optimization (IPO) (Azar et al., 2024) are commonly used for alignment, contingent on the availability of large preference datasets. In contrast, more resource-efficient methods like best-of-N strategies (Beirami et al., 2024) and controlled-decoding (Mudgal et al., 2023) still necessitate an accessible reward model. This dependency can pose a significant limitation in many applications where a large corpus, labeled datasets, preference datasets, or a reward model are not the typical means of achieving the intended objective. Alternatively, LLM Alignment can also be accomplished using prompting techniques by adjusting the prompts used during inference without training the model (Pawar et al., 2024).

Prompt Tuning Prompt tuning (Lester et al., 2021) offers an efficient method to adapt language models while keeping the base model’s parameters unchanged. This approach involves freezing a pre-trained model and modifying only a small set of added input tokens—either hard or soft prompts—for each task. Hard prompts consist of readable text optimized typically through methods for discrete optimization. In contrast, soft prompts are tunable embeddings, commonly optimized using gradient descent to capture task-specific nuances dynamically. These tunable tokens are concatenated with the input embedding, enhancing performance without altering the model.

Culturally Aligned AI Cultural comparative research focuses on measuring values because they are more stable than changing practices and symbols. Key frameworks such as Hofstede’s Value Survey Module (VSM13) (Hofstede, 2022), the World Values Survey (WVS) (Inglehart et al., 2004), and additional studies (EVS, 2011; Matthews, 2000; Schwartz, 2012; Gouldner, 1975)

evaluate these enduring values across diverse regions. Despite criticisms of Hofstede’s VSM13 for its broad generalizations (Shaiq et al., 2011), its widespread acceptance and historical validity make it suitable for analyzing cultural dimensions in language models in this study. Hofstede’s VSM13 framework utilizes a 30-question Likert scale survey—24 on cultural dimensions and 6 on demographics—to map responses into six cultural values, requiring respondents to vary only by nationality while employing factor analysis to explore cultural trends (see Appendix A). LLMs excel in language tasks for users worldwide but often fail to consider cultural variances, potentially leading to misunderstandings and cultural tensions. This underscores the importance of cultural alignment in AI systems to ensure they reflect the values and norms of their users.

Cultural alignment involves tailoring AI systems to mirror the collective beliefs, values, and norms of specific user groups to enhance user interactions with AI and prevent cultural misunderstandings (Masoud et al., 2023). Research by (Masoud et al., 2023) highlighted the shortcomings of current LLMs in grasping embedded cultural values through their Cultural Alignment Test, indicating that these gaps could be bridged with targeted fine-tuning using culturally nuanced language. To achieve cultural alignment, (Yoo et al., 2024), (Huang et al., 2023) and (Abbasi et al., 2023) have used training-based techniques, involving either initiating or continuing the pre-training of models with cultural data. While initiating pre-training from scratch with culture-specific data is resource-heavy, continued pre-training is more feasible as it further hones an existing model on culturally relevant raw text (Tran et al., 2024; Nguyen et al., 2023). Work such as (Cahyawijaya et al., 2024) and (Bai et al., 2024) fine-tuned the model through labeled culturally relevant datasets, enhancing their ability to perform specific tasks like sentiment analysis and ethical judgment, tailored to specific cultural contexts (Cahyawijaya et al., 2024; Bai et al., 2024). Alternatively, work in (Tao et al., 2023) and sociodemographic prompting (Deshpande et al., 2023; Pawar et al., 2024; Santurkar et al., 2023) have used cultural prompting to enrich the model’s input with cultural or demographic details steering the responses in culturally-aware directions. These methods have shown promise in making LLMs more sensitive to cultural nuances without extensive retraining. For instance, (Tao

et al., 2023) found that culturally tailored prompts can improve the alignment of LLM outputs with national survey data, demonstrating the potential of prompt-based alignment. While both training and prompting methods offer pathways to cultural alignment, each has its challenges. Training methods demand extensive and diverse datasets, yet guidelines detailing the necessary content for cultural alignment are lacking. Similarly, prompting methods necessitate meticulous design to ensure the appropriate prompt is selected while avoiding the reinforcement of biases. Therefore, our approach bridges the gap between these two methods by optimizing the input prompts for cultural values without training the model.

Prompt tuning has not been previously explored for cultural alignment. Research such as Cheng et al. (2023) has used hard prompts (readable text) in black-box optimization for alignment, employing a constrained, discrete optimization approach which may limit the model’s adaptability due to the usage of hard prompts. The gap in the literature regarding the use of prompt tuning for LLM alignment becomes particularly evident when addressing cultural alignment, where the objective is to align with cultural dimensions which are also inherently non-differentiable.

Our approach fills this gap by utilizing soft prompts tuning, which are tailored to adapt fluidly, for LLM alignment integrated with DE, a method suited for the complex, non-linear objective in cultural frameworks. This combination achieves alignment with specific cultural contexts while also avoiding the extensive data and computational demands typical of conventional alignment strategies.

Differentiability of Objective In deep learning, differentiability is essential for gradient-based optimization (Terven et al., 2023). Training on labeled datasets typically produce a differentiable objective by enabling loss functions like cross-entropy to measure the difference between the prediction (\hat{y}) and ground truth (y). Preference datasets, while inherently non-differentiable due to pairwise comparisons or rankings, can approximate differentiable objectives using techniques like the Bradley-Terry model or reward model training with continuous scores and differentiable loss functions (Ouyang et al., 2022). However, cultural dimensions do not align with labeled or preference datasets, making their objectives inherently non-differentiable and requiring alternative approaches such as black-box

optimization methods.

3 Approach

LLM alignment methods, as discussed in Section 2, typically rely on available training data with clearly defined, differentiable, or approximately differentiable, objectives. In contrast to traditional alignment, cultural settings often involve surveys that map to cultural dimensions (Hofstede, 2022; Inglehart et al., 2004), which, due to their qualitative nature, cannot be addressed using gradient descent or traditional LLM alignment methods. In response to these challenges, we introduce our approach, which aims to align the model’s cultural behavior with desired cultural values using soft prompt tuning as a parameter-efficient solution, adapting LLMs to various cultural contexts. Our method optimizes the non-differentiable objectives of cultural dimensions through black-box optimization techniques.

3.1 Optimizing LLMs for Cultural Dimensions

Unlike traditional soft prompt tuning that depends on labeled datasets for formulating a differentiable objective, cultural dimensions present non-differentiable challenges that require alternative approaches. We employ DE, a robust black-box optimization algorithm suited for such scenarios. DE operates through mutation, recombination, and selection, enabling training on the cultural dimensions. The details of DE, including the specific equations for mutation, recombination, and selection, are provided in Appendix B.

Our approach, detailed in Figure 1 and Algorithm 1, effectively handles the intricacies of cultural alignment where traditional gradient-based optimization falls short. It achieves this through two key strategies: 1) Applying soft prompt tuning to align LLMs with cultural dimensions, and 2) Utilizing a black-box optimization method, to optimize the soft prompt tuning for the cultural alignment objective. This starts by initializing the tunable virtual token embeddings (soft prompts) $V = \{V_1, V_2, \dots, V_N\}$ with the population size N , combined with instruction embeddings, or hard prompts, I and survey questions dataset D using the maximum number of generations G_{max} , the mutation rate β , and the recombination rate C_r . The goal is to identify the optimal soft prompt vectors V^* representing the virtual token embeddings

that minimize the cultural dimension loss, thereby achieving the best fitness score. The fitness score is computed by generating a response for each question in the survey $r_j = \text{get_responses}(V_i, I, q_j)$ to get the response vector R_i , followed by the calculation of the survey’s six cultural dimension indices (Power Distance Index (PDI), Individualism vs. Collectivism (IDV), Masculinity vs. Femininity (MAS), Uncertainty Avoidance Index (UAI), Long-Term Orientation (LTO), Indulgence vs. Restraint (IVR)).

The calculation of the survey’s six cultural dimensions (d_i) is performed using the responses R_i as follows:

$$\begin{aligned} d_i &= \text{calculate_dimensions}(R_i) \\ &= (PDI_i, IDV_i, MAS_i, UAI_i, LTO_i, IVR_i) \end{aligned}$$

Each dimension is computed using a weighted difference of specific survey question responses Q , as defined in Equation 1 where μ is the mean of the a question’s responses and C is a constant used to adjust the sample values (Hofstede, 2022):

$$\begin{aligned} \text{PDI: } & 35(\mu_{Q7} - \mu_{Q2}) + 25(\mu_{Q20} - \mu_{Q23}) + C_{PDI} \\ \text{IDV: } & 35(\mu_{Q4} - \mu_{Q1}) + 35(\mu_{Q9} - \mu_{Q6}) + C_{IDV} \\ \text{MAS: } & 35(\mu_{Q5} - \mu_{Q3}) + 25(\mu_{Q8} - \mu_{Q10}) + C_{MAS} \\ \text{UAI: } & 40(\mu_{Q18} - \mu_{Q15}) + 25(\mu_{Q21} - \mu_{Q24}) + C_{UAI} \\ \text{LTO: } & 40(\mu_{Q13} - \mu_{Q14}) + 25(\mu_{Q19} - \mu_{Q22}) + C_{LTO} \\ \text{IVR: } & 35(\mu_{Q12} - \mu_{Q11}) + 40(\mu_{Q17} - \mu_{Q16}) + C_{IVR} \end{aligned} \quad (1)$$

These cultural dimensions are compared against the actual VSM13 survey responses. The fitness $f_i = L(d_i)$ is determined using an L1-norm loss, quantifying the discrepancy between the calculated cultural dimensions d_i and the real-world observed cultural dimensions d_o reported in the VSM13 (Hofstede, 2022; Almutairi et al., 2021) as shown in Equation 2.

$$\begin{aligned} L(d_i) = & \frac{1}{6}(|PDI_i - PDI_o| + |IDV_i - IDV_o| + \\ & |MAS_i - MAS_o| + |UAI_i - UAI_o| + \\ & |LTO_i - LTO_o| + |IVR_i - IVR_o|) \end{aligned} \quad (2)$$

The soft prompt embeddings are then iteratively optimized to align with the ideal cultural dimension scores derived from the survey responses using the DE mutation factors β , recombination rate C_r , and number of tokens T . Our aim is to align the model’s behavior with broad cultural dimensions such as those described in the VSM13 (Hofstede, 2022) which are used as a target for our experiments.

Algorithm 1 Cultural alignment optimization algorithm.

Require: Number of Virtual Tokens T , Dimensionality of LLM Embedding dim , Survey Questions Dataset $D = \{q_1, q_2, \dots, q_m\}$, Population Size N , Maximum Generations G_{\max} , Mutation Rate β , Recombination Rate C_r

Ensure: Optimal Parameters V^*

```
1: Initialize Instruction  $I$ 
2: Initialize  $V = \{V_1, V_2, \dots, V_N\}$  with Population Size  $N$ , where each  $V_i \in \mathbb{R}^{T \times \dim}$ 
3: for generation  $g = 1$  to  $G_{\max}$  do
4:   Initialize fitness set  $F = \{\}$ 
5:   for each individual  $V_i$  in population  $V$  do
6:     Initialize response set  $R_i = \{\}$ 
7:     for each survey question  $q_j$  in dataset  $D$  do
8:       Obtain responses  $r_j = \text{get\_responses}(V_i, I, q_j)$ 
9:       Append  $r_j$  to  $R_i$ 
10:    end for
11:    Compute cultural dimensions using Equations 1  $d_i = \text{calculate\_cultural\_dimensions}(R_i)$ 
12:    Compute fitness using Equation 2  $f_i = L(d_i)$ 
13:    Append  $f_i$  to  $F$ 
14:  end for
15:  Select individuals from fitness set  $F$  for reproduction based on fitness
16:  Apply recombination with rate  $C_r$  and mutation with rate  $\beta$  to create new population  $V$ 
17: end for
18:  $V^* \leftarrow \arg \min_{V_i \in V} f_i$ 
19: return  $V^*$ 
```

4 Experiments

Objective: Our experiments aim to adapt the cultural values and cultural behaviors of LLMs to reflect the cultural values of a specific country.

Baselines: Our method is benchmarked against two baseline models: (1) a pre-trained base LLM without any soft prompt tokens, and (2) a pre-trained base LLM enhanced with In-context Learning (ICL) as described in (Dong et al., 2022) to guide its responses.

Dataset: Direct questions from the VSM13 survey, where responses are used to map results to specific cultural dimensions.

Methods: DE is applied to optimize the soft prompts by minimizing the difference between the computed cultural dimensions and the actual real-valued cultural dimension scores, as delineated in Algorithm 1.

Setting: We conducted the experiments on Llama-3-8B-Instruct using 10 virtual tokens on four selected countries that differ in cultural dimensions based on the VSM13 results: Saudi Arabia (SA), the United States (US), China (CN), and India (IN). A batch size of 24 was employed to cover the survey questions. Across all experiments, we

set the mutation rate and the recombination rate to 0.9, as these parameters yielded the best outcomes. A consistent seed of 42 was used in all trials. The DE experiments were conducted over 50 generations with a population size of 7 and an absolute tolerance of 1×10^{-9} .

Evaluation: Evaluation was across three aspects: (1) the difference between the predicted VSM13 cultural dimensions and the real-valued cultural dimensions, measured using the L1-norm as defined in the fitness function (Algorithm 1), (2) Accuracy on CulturalBench (Chiu et al., 2024), a benchmark that measures cultural knowledge in LLMs, and (3) a qualitative evaluation of the LLM’s responses to open-ended questions to assess the generalization and robustness of our cultural alignment method.

4.1 Results

From Table 1, we can observe that for SA, Naive LLM shows a relatively high VSM13 loss of 26.33 with an accuracy of 52.94 on CulturalBench. That loss slightly reduces with ICL LLM, but the CulturalBench accuracy remains the same at 52.94. DE Optimized method significantly improves the VSM13 Loss to 13.91, yet the CulturalBench ac-

Country	Method	VSM13 Loss	CulturalBench Acc.
SA	Naive LLM	26.33	52.94%
	ICL LLM	23.495	52.94%
	DE Optimized	13.91	52.94%
US	Naive LLM	21.94	90.00%
	ICL LLM	13.54	80.00%
	DE Optimized	2.86	90.00%
CN	Naive LLM	28.32	62.71%
	ICL LLM	26.24	59.32%
	DE Optimized	15.34	49.15%
IN	Naive LLM	17.03	60.87%
	ICL LLM	16.75	69.57%
	DE Optimized	9.69	52.17%

Table 1: Comparison of VSM loss and CultureBank accuracy (Acc.) across countries and methods. Note: Lower VSM13 loss and higher CultureBench accuracy indicate better performance.

curacy remains constant at 52.94%. For the US, Naive LLM and DE Optimized both maintain a high CultureBench accuracy of 90%. However, the VSM13 loss drops drastically from 21.94 to 2.86 with DE optimization, indicating a significant improvement in aligning with cultural dimensions. ICL LLM has a lower VSM13 loss than the Naive LLM at 13.54 but sees a drop in CulturalBench accuracy to 80%. This might suggest some overfitting to VSM cultural dimensions at the cost of general cultural responsiveness. For China (CN), while the DE Optimized model improves the VSM13 Loss compared to other models, it does so at the cost of CulturalBench accuracy of 49.15%, indicating a potential trade-off between cultural specificity and general accuracy. Lastly, in India (IN), the DE Optimized model again shows the greatly improved VSM13 Loss of 9.69, although CulturalBench accuracy slightly decreases compared to the ICL LLM, suggesting a complex interaction between cultural dimension alignment and model performance that may vary by the specific cultural context of the data. Further insights into the cultural behaviors exhibited by the model can be found in the open-ended responses detailed in Appendix F, which showcase diverse completions from the DE optimized soft prompts across different countries.

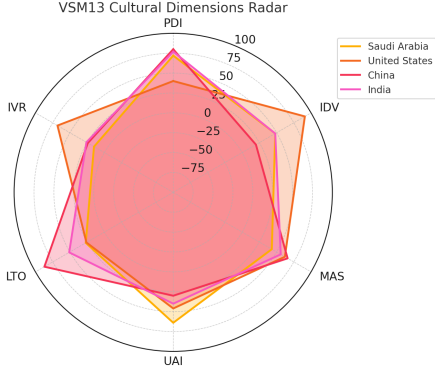
4.1.1 Observing Cultural Dimensions

The radar charts displayed in Figure 2 provide a cross-cultural visual comparison of the VSM13 cultural dimension scores for the three methods. Figure 2a sets a baseline by displaying the VSM13

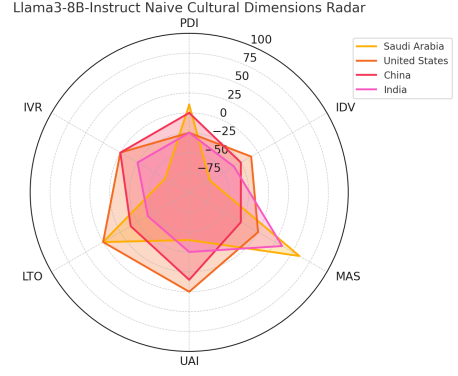
cultural dimension scores directly from the survey. The Naive LLM in Figure 2b shows extreme values in the cultural dimensions, suggesting that the model might exaggerate or misinterpret cultural traits compared to the VSM13 dimensions. The dimension also appear to reach extreme limits both negatively and positively which might indicate overfitting, lack of smoothing, or biases in the training data. The ICL LLM dimensions in Figure 2c show less extreme values than the Naive LLM, possibly reflecting a better understanding or adjustment of the LLM to cultural nuances. Finally, the DE Optimized dimensions in Figure 2d seem to adjust the extremities observed in the previous two figure providing a more refined insight into the cultural dimensions of the countries tested.

4.1.2 Discussion

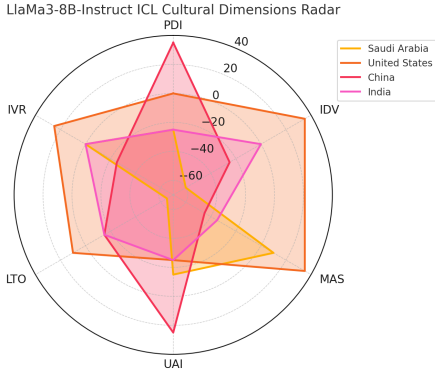
The results from Table 1 demonstrate that DE Optimized method significantly reduces VSM13 loss across all examined countries (SA, US, CN, and IN), demonstrating its effectiveness in aligning model outputs with specific cultural dimensions. However, this alignment does not consistently translate to higher accuracy on the CultureBench assessment. For instance, while DE optimization dramatically lowers the VSM13 loss in contexts like the United States and India, the CultureBench accuracy does not show a corresponding increase and, in some cases, decreases, as seen in China and India. This suggests a complex relationship between cultural alignment in terms of VSM13 dimensions and practical cultural understanding as



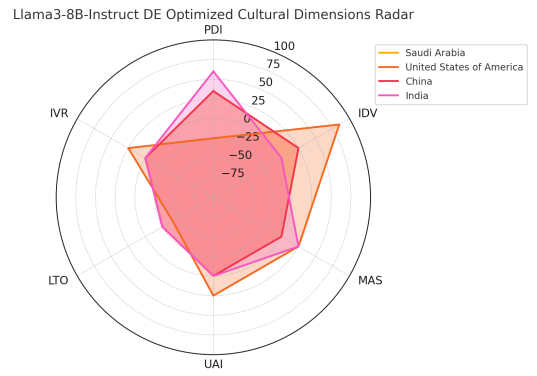
(a) Displays the cultural dimension scores of the VSM13 survey.



(b) Displays the cultural dimension scores of the Naive LLM.



(c) Displays the cultural dimension scores of the ICL LLM.



(d) Displays the cultural dimension of the LLM with DE optimized soft prompts.

Figure 2: Comparison of cultural dimension scores across different methods.

evaluated by CultureBench. As for the cultural dimension observations, DE optimization shows potential in moderating and potentially improving the cultural dimension produced by LLMs suggesting that this method could be beneficial in applications where cultural alignment is crucial.

5 Ablations

Two ablation settings were tested in this work using one specific country for demonstration (CN). The first ablation explores the impact of increasing the number of tokens in the soft prompt; the second ablation examines the effect of changing the following hyperparameters: number of tokens, mutation rate, recombination rate, and population size. Since resources are limited, we consider the following values for the hyperparameters and perform random search for 15 experiments: **Number of Tokens**: [10, 20, 40, 60, 80, 100], **Mutation Rate**: [0.2, 0.5, 0.7, 0.9], **Recombination Rate**: [0.2, 0.5, 0.7, 0.9], and **Population Size**: [5, 10, 20, 30]

5.1 Number of Tokens

As the number of tokens increases from 10 to 40 in Table 3, there is a notable increase in the loss, implying that more tokens might initially introduce complexity or overfitting, leading to higher loss values. The loss slightly stabilizes around 60 and 100 tokens but shows fluctuations at 80 tokens. This variability indicates that there does not seem to be a consistent decrease or increase in loss as tokens increase, and simply adding more tokens to the soft prompt does not linearly improve or degrade performance. This also suggests that a more complicated interaction with the data and task are at hand.

5.2 Hyperparameters

We can observe from Table 2 that the VSM13 loss varies across the different configurations of number of tokens, mutation rate, recombination rate, and population size. The results display no consistent trends, underscoring the complexity of finding optimal settings. High mutation rates, for instance, yield both low and high VSM13 losses, indicating a non-linear relationship. Similarly, variations in recombination rate and population size do not

Table 2: Effects of hyperparameters on soft prompt tuning optimization using DE.

Experiment No.	Number of Tokens	Mutation Rate	Recombination Rate	Population Size	VSM13
1	10	0.2	0.2	5	18.32
2	20	0.5	0.5	10	19.99
3	40	0.7	0.9	20	17.43
4	60	0.9	0.5	30	15.25
5	80	0.2	0.7	10	19.99
6	100	0.5	0.2	5	14.99
7	20	0.7	0.9	30	18.97
8	40	0.9	0.2	10	21.05
9	60	0.2	0.5	20	17.90
10	80	0.5	0.7	5	18.97
11	100	0.7	0.2	30	15.25
12	10	0.9	0.5	20	13.74
13	20	0.2	0.9	10	19.99
14	40	0.5	0.7	5	19.99
15	60	0.7	0.2	30	17.90

Table 3: Loss values as a function of the number of tokens in soft prompts.

Number of Tokens	VSM13 Loss
10	15.34
20	15.35
40	19.15
60	17.90
80	19.99
100	17.90

show a straightforward correlation with better performance. This suggests that the tuning of these hyperparameters can significantly impact the performance of the model.

6 Conclusion and Social Impact

In this research, we leveraged DE to optimize soft prompts, enabling the alignment of LLMs with complex, non-differentiable cultural frameworks. This technique departs from traditional methods, which typically fail to grasp the intricate nature of cultural frameworks. By employing DE, our approach improves the LLM’s understanding of the nuanced cultural dimensions presented in cultural frameworks, overcoming the shortcomings of gradient descent-based methods to handle non-differentiable objectives. Our findings confirm the effectiveness of DE in improving the generalizability of LLMs to better handle non-differentiable objectives, a capacity that may be particularly useful in fields like social sciences, education, and

international relations.

7 Limitations and Future Work

While our study highlights the effectiveness of soft prompt tuning and DE in aligning LLMs with diverse cultural contexts, several limitations warrant further exploration. Firstly, exploring multitask prompt tuning and alternative optimization strategies, including particle swarm optimization is worth investigating. Furthermore, while Hofstede’s cultural dimensions were utilized in this study, the methodology is versatile and can be adapted to any set of cultural dimension scores or similar frameworks in other fields, necessitating collaboration and input from the social sciences.

Acknowledgements

Reem Masoud was sponsored through a scholarship from the Electrical and Computer Engineering Department at King Abdulaziz University. Martin Ferianc was sponsored through a scholarship from the Institute of Communications and Connected Systems at UCL.

References

- Mohammad Amin Abbasi, Arash Ghafouri, Mahdi Firouzmandi, Hassan Naderi, and Behrouz Minaei Bidgoli. 2023. Persianllama: Towards building first persian large language model. *arXiv preprint arXiv:2312.15713*.
- Shihanah Almutairi, Michael Heller, and Dorothy Yen. 2021. [Reclaiming the heterogeneity of the arab states](#).

- Mohammad Gheshlaghi Azar, Zhaohan Daniel Guo, Bilal Piot, Remi Munos, Mark Rowland, Michal Valko, and Daniele Calandriello. 2024. A general theoretical paradigm to understand learning from human preferences. In *International Conference on Artificial Intelligence and Statistics*, pages 4447–4455. PMLR.
- Yuelin Bai, Xinrun Du, Yiming Liang, Yonggang Jin, Ziqiang Liu, Juntong Zhou, Tianyu Zheng, Xincheng Zhang, Nuo Ma, Zekun Wang, et al. 2024. Coig-cqia: Quality is all you need for chinese instruction fine-tuning. *arXiv preprint arXiv:2403.18058*.
- Ahmad Beirami, Alekh Agarwal, Jonathan Berant, Alexander D’Amour, Jacob Eisenstein, Chirag Nagpal, and Ananda Theertha Suresh. 2024. Theoretical guarantees on the best-of-n alignment policy. *arXiv preprint arXiv:2401.01879*.
- Samuel Cahyawijaya, Holy Lovenia, Fajri Koto, Rifki Afina Putri, Emmanuel Dave, Jhonson Lee, Nur Shadieq, Wawan Cenggoro, Salsabil Maulana Akbar, Muhammad Ihza Mahendra, et al. 2024. Cendol: Open instruction-tuned generative large language models for indonesian languages. *arXiv preprint arXiv:2404.06138*.
- Jiale Cheng, Xiao Liu, Kehan Zheng, Pei Ke, Hongning Wang, Yuxiao Dong, Jie Tang, and Minlie Huang. 2023. Black-box prompt optimization: Aligning large language models without model training. *arXiv preprint arXiv:2311.04155*.
- Yu Ying Chiu, Liwei Jiang, Bill Yuchen Lin, Chan Young Park, Shuyue Stella Li, Sahithya Ravi, Mehar Bhatia, Maria Antoniak, Yulia Tsvetkov, Vered Shwartz, et al. 2024. Culturalbench: a robust, diverse and challenging benchmark on measuring the (lack of) cultural knowledge of llms. *arXiv preprint arXiv:2410.02677*.
- Paul F Christiano, Jan Leike, Tom Brown, Miljan Martic, Shane Legg, and Dario Amodei. 2017. Deep reinforcement learning from human preferences. *Advances in neural information processing systems*, 30.
- Ameet Deshpande, Vishvak Murahari, Tanmay Rajpurohit, Ashwin Kalyan, and Karthik Narasimhan. 2023. [Toxicity in chatgpt: Analyzing persona-assigned language models](#). In *Findings of the Association for Computational Linguistics: EMNLP 2023*, pages 1236–1270, Singapore. Association for Computational Linguistics.
- Qingxiu Dong, Lei Li, Damai Dai, Ce Zheng, Jingyuan Ma, Rui Li, Heming Xia, Jingjing Xu, Zhiyong Wu, Tianyu Liu, et al. 2022. A survey on in-context learning. *arXiv preprint arXiv:2301.00234*.
- Esin Durmus, Karina Nyugen, Thomas I Liao, Nicholas Schiefer, Amanda Askill, Anton Bakhtin, Carol Chen, Zac Hatfield-Dodds, Danny Hernandez, Nicholas Joseph, et al. 2023. Towards measuring the representation of subjective global opinions in language models. *arXiv preprint arXiv:2306.16388*.
- EVS. 2011. [Evs - european values study 1981 - integrated dataset](#). GESIS Data Archive, Cologne. ZA4438 Data file Version 3.0.0, <https://doi.org/10.4232/1.10791>.
- Helen Gouldner. 1975. [The Nature of Human Values](#). *Social Forces*, 53(4):659–660.
- Geert Hofstede. 2022. [\[link\]](#).
- Geert Hofstede and Michael Minkov. 2019. [\[link\]](#).
- Huang Huang, Fei Yu, Jianqing Zhu, Xuening Sun, Hao Cheng, Dingjie Song, Zhihong Chen, Abdulmohsen Alharthi, Bang An, Juncai He, et al. 2023. Acegpt, localizing large language models in arabic. *arXiv preprint arXiv:2309.12053*.
- R. Inglehart, M. Basáñez, J. Díez-Medrano, L.C.J.M. Halman, and R. Luijckx, editors. 2004. *Human beliefs and values: A cross-cultural sourcebook based on the 1999-2002 value surveys*. Siglo XXI. Pagination: 520.
- Brian Lester, Rami Al-Rfou, and Noah Constant. 2021. The power of scale for parameter-efficient prompt tuning. *arXiv preprint arXiv:2104.08691*.
- Reem I Masoud, Ziquan Liu, Martin Ferianc, Philip Treleven, and Miguel Rodrigues. 2023. Cultural alignment in large language models: An explanatory analysis based on hofstede’s cultural dimensions. *arXiv preprint arXiv:2309.12342*.
- Barbara Marshall Matthews. 2000. The chinese value survey: An interpretation of value scales and consideration of some preliminary results. *International Education Journal*.
- Sidharth Mudgal, Jong Lee, Harish Ganapathy, YaGuang Li, Tao Wang, Yanping Huang, Zhifeng Chen, Heng-Tze Cheng, Michael Collins, Trevor Strohman, et al. 2023. Controlled decoding from language models. *arXiv preprint arXiv:2310.17022*.
- Xuan-Phi Nguyen, Wenxuan Zhang, Xin Li, Mahani Aljunied, Qingyu Tan, Liying Cheng, Guanzheng Chen, Yue Deng, Sen Yang, Chaoqun Liu, et al. 2023. Seallms—large language models for southeast asia. *arXiv preprint arXiv:2312.00738*.
- Long Ouyang, Jeffrey Wu, Xu Jiang, Diogo Almeida, Carroll Wainwright, Pamela Mishkin, Chong Zhang, Sandhini Agarwal, Katarina Slama, Alex Ray, et al. 2022. Training language models to follow instructions with human feedback. *Advances in neural information processing systems*, 35:27730–27744.
- Siddhesh Pawar, Junyeong Park, Jiho Jin, Arnab Arora, Junho Myung, Srishti Yadav, Faiz Ghifari Haznitrana, Inhwa Song, Alice Oh, and Isabelle Augenstein. 2024. Survey of cultural awareness in language models: Text and beyond. *arXiv preprint arXiv:2411.00860*.

- Rafael Rafailov, Archit Sharma, Eric Mitchell, Christopher D Manning, Stefano Ermon, and Chelsea Finn. 2024. Direct preference optimization: Your language model is secretly a reward model. *Advances in Neural Information Processing Systems*, 36.
- Shibani Santurkar, Esin Durmus, Faisal Ladhak, Cinoo Lee, Percy Liang, and Tatsunori Hashimoto. 2023. Whose opinions do language models reflect? In *International Conference on Machine Learning*, pages 29971–30004. PMLR.
- Shalom Schwartz. 2012. [An overview of the schwartz theory of basic values](#). *Online Readings in Psychology and Culture*, 2.
- Hafiz Muhammad Abdullah Shaiq, Hafiz Muhammad Sufyan Khalid, Aisha Akram, and Bakhtiar Ali. 2011. Why not everybody loves hofstede? what are the alternative approaches to study of culture. *European Journal of Business and Management*, 3(6):101–111.
- Taylor Sorensen, Jared Moore, Jillian Fisher, Mitchell Gordon, Niloofar Miresghallah, Christopher Michael Rytting, Andre Ye, Liwei Jiang, Ximing Lu, Nouha Dziri, et al. 2024. A roadmap to pluralistic alignment. *arXiv preprint arXiv:2402.05070*.
- Yan Tao, Olga Viberg, Ryan S Baker, and Rene F Kizilcec. 2023. Auditing and mitigating cultural bias in llms. *arXiv preprint arXiv:2311.14096*.
- Juan Terven, Diana M Cordova-Esparza, Alfonso Ramirez-Pedraza, Edgar A Chavez-Urbiola, and Julio A Romero-Gonzalez. 2023. Loss functions and metrics in deep learning. *arXiv preprint arXiv:2307.02694*.
- Khanh-Tung Tran, Barry O’Sullivan, and Hoang D Nguyen. 2024. Uccix: Irish-excellence large language model. *arXiv preprint arXiv:2405.13010*.
- A Vaswani. 2017. Attention is all you need. *Advances in Neural Information Processing Systems*.
- Nino Vieillard, Tadashi Kozuno, Bruno Scherrer, Olivier Pietquin, Rémi Munos, and Matthieu Geist. 2020. Leverage the average: an analysis of kl regularization in reinforcement learning. *Advances in Neural Information Processing Systems*, 33:12163–12174.
- Kang Min Yoo, Jaegeun Han, Sookyo In, Heewon Jeon, Jisu Jeong, Jaewook Kang, Hyunwook Kim, Kyung-Min Kim, Munhyong Kim, Sungju Kim, et al. 2024. Hyperclova x technical report. *arXiv preprint arXiv:2404.01954*.
- Siyan Zhao, John Dang, and Aditya Grover. 2023. Group preference optimization: Few-shot alignment of large language models. *arXiv preprint arXiv:2310.11523*.

A Hofstede's Values Survey Module

Hofstede's Values Survey Module (VSM13) is a tool used to measure cultural dimensions across countries. These dimensions include power distance (PDI), individualism versus collectivism (IDV), masculinity versus femininity (MAS), uncertainty avoidance (UAI), long-term orientation (LTO), and indulgence versus restraint (IVR). Hofstede's VSM13 assesses cultural alignment through a 5-point Likert scale survey consisting of 30 questions—24 focused on measuring cultural dimensions and 6 on demographic information. The responses are analyzed using factor analysis to derive insights into the cultural tendencies of different societies. Based on Hofstede's VSM13 framework (Hofstede and Minkov, 2019), the cultural scores for citizens of Saudi Arabia (Almutairi et al., 2021), the United States, China, and India are presented in Figure 3. For example, the data shows that the United States is significantly more individualistic compared to the other countries. In contrast, Saudi Arabia tends to prioritize restraint over indulgence, while Chinese citizens demonstrate a strong long-term orientation.

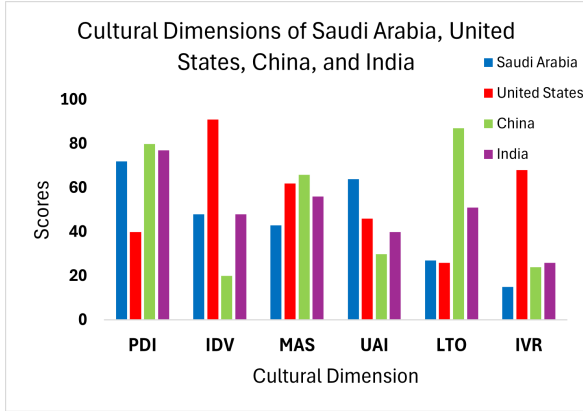


Figure 3: Cultural dimension scores comparison between Saudi Arabia, United States, China, and India as reported by (Hofstede, 2022) and (Almutairi et al., 2021).

B Differential Evolution Equations

DE is a black-box optimization algorithm that is population-based, utilizing mutation, recombination, and selection to evolve candidate solutions. The **mutation rate** β introduces diversity, while the **recombination rate** C_r combines parental and mutant solutions effectively. The **selection** process then determines the fittest individuals to carry

forward to the next generation, facilitating convergence towards the optimal solution.

Mutation

The mutation operation generates a mutant vector by combining the current target vector, the best individual in the population, and two randomly selected individuals \mathbf{b} and \mathbf{c} . The mutation equation is shown in the following formula:

$$\mathbf{v} = \mathbf{x}_t + \beta \cdot (\mathbf{x}_{\text{best}} - \mathbf{x}_t + \mathbf{b} - \mathbf{c})$$

where:

- \mathbf{x}_t is the target vector (the current individual).
- \mathbf{x}_{best} is the best individual in the current population.
- \mathbf{b}, \mathbf{c} are randomly selected distinct individuals from the population.
- β is the mutation rate.
- \mathbf{v} is the resulting mutant vector.

The mutant vector \mathbf{v} is then clamped within the given bounds to prevent divergence:

$$\mathbf{v}_i = \text{clamp}(\mathbf{v}_i, \text{lower bound}, \text{upper bound})$$

Crossover

The crossover operation creates the trial vector \mathbf{u} by combining the target vector \mathbf{x}_t and the mutant vector \mathbf{v} based on a crossover probability:

$$u_i = \begin{cases} v_i & \text{if } r_i < C_r \text{ or } i = R \\ x_{t,i} & \text{otherwise} \end{cases}$$

where:

- $r_i \sim U(0, 1)$ is a randomly generated value for each dimension.
- C_r is the crossover rate.
- R is a randomly chosen index to ensure at least one component from the mutant vector is included in the trial vector.
- u_i is the resulting component of the trial vector.

Selection

The selection step determines whether the trial vector \mathbf{u} or the target vector \mathbf{x}_t survives to the next generation based on their objective function values:

$$\mathbf{x}_{t+1} = \begin{cases} \mathbf{u} & \text{if } f(\mathbf{u}) < f(\mathbf{x}_t) \\ \mathbf{x}_t & \text{otherwise} \end{cases}$$

where:

- $f(\cdot)$ is the objective function to be minimized.
- \mathbf{x}_{t+1} is the individual selected for the next generation.

C DE Prompt Initializations

DE prompt initializations are used to optimize the model’s responses based on varying population sizes. Here, we list the sets of prompt used for different population sizes:

Population Size 7:

- Prompts: [‘answer’, ‘China’, ‘culture’, ‘individualistic’, ‘values’, ‘solution’, ‘collectivistic’]

Population Size 5:

- Prompts: [‘China’, ‘culture’, ‘individualistic’, ‘values’, ‘collectivistic’]

Population Size 10:

- Prompts: [‘answer’, ‘China’, ‘culture’, ‘individualistic’, ‘values’, ‘solution’, ‘collectivistic’, ‘norms’, ‘neutral’, ‘different’]

Population Size 20:

- Prompts: [‘answer’, ‘China’, ‘culture’, ‘individualistic’, ‘values’, ‘solution’, ‘collectivistic’, ‘norms’, ‘neutral’, ‘different’, ‘Cultural identity’, ‘Social norms’, ‘Shared values’, ‘Group harmony’, ‘Respect elders’, ‘Importance of family’, ‘Cultural traditions matter’, ‘Respect for authority’, ‘Community over individualism’, ‘Value of hospitality’]

Population Size 30:

- Prompts: [‘answer’, ‘China’, ‘culture’, ‘individualistic’, ‘values’, ‘solution’, ‘collectivistic’, ‘norms’, ‘neutral’, ‘different’, ‘Cultural identity’, ‘Social norms’, ‘Shared values’, ‘Group harmony’, ‘Respect elders’, ‘Importance of family’, ‘Cultural traditions matter’,

‘Respect for authority’, ‘Community over individualism’, ‘Value of hospitality’, ‘Your Role in Society Matters’, ‘Follow Your Family’s Traditions Always’, ‘Respect and Honor Your Heritage’, ‘Pursue Wealth but Value Community’, ‘Adapt Values Based on Situation’, ‘Seek Harmony in Decisions’, ‘Follow Duty Without Question’, ‘Personal Success Defines Status’, ‘Community Before Individual Needs’, ‘Obedience is a Core Value’]

D ICL Format

The ICL format involves incorporating cultural examples directly into the model’s input to guide its responses according to specific cultural contexts. Below are the examples used for various countries:

Saudi Arabia:

- Example 1: In Saudi Arabia, family is highly valued, and decisions are often made with the family’s best interest in mind.
- Example 2: Hospitality is a key cultural value in Saudi Arabia, and guests are treated with great respect and generosity.

China:

- Example 1: In China, collectivism is emphasized, and people often prioritize group harmony over individual needs.
- Example 2: Respect for elders and authority is a deeply ingrained cultural value in China.

United States of America:

- Example 1: In the United States, individualism is highly valued, and personal freedom and independence are often prioritized.
- Example 2: The US culture values diversity and equality, and people are encouraged to express their unique identities.

India:

- Example 1: In India, family and community play a central role in decision-making, and interdependence is valued.
- Example 2: Respect for traditions and religious practices is a significant cultural value in India.

E Instruction Format

The instruction format simplifies the response for the training calculations, focusing on numerical response ¹.

```
<|start_header_id|>system<|end_header_id|>
You are an assistant that can only
reply with 1, 2, 3, 4, or 5
based on a persona given to you.
{prompt}
Numerical Answer:<|eot_id|>
```

F Open-ended Responses from DE Optimized Soft Prompts

This section presents samples of the open-ended completions from the LLM by using soft prompts optimized using DE for Saudi Arabia, the United States, China, and India. Notice the consistency in model responses when switching the preference options showcasing the LLMs robustness.

F.1 Saudi Arabia

Who are you?

"I am a Saudi Arabian citizen, born and raised in the holy city of Mecca. I am a devout Muslim and a proud member of the Islamic faith. I am a descendant of the Prophet Muhammad (peace be upon him) and a direct descendant."

How would you describe yourself?

"I am a proud Saudi Arabian citizen, born and raised in this beautiful country. I am a devout Muslim, and my faith is an integral part of my daily life. I am also a proud member of the Saudi Arabian society, and I am committed."

What do you like to do in your free time?

"I'm a Saudi citizen, and I'm proud to say that I have a rich cultural heritage and a vibrant society. In my free time, I enjoy a variety of activities that reflect my country's traditions and values."

Which do you prefer: 1: restraint 2: indulgence. Numerical Answer:

¹The format for the Llama3 model was based on the resource described in the online repository <https://github.com/lm-sys/FastChat>

"1. As a citizen of Saudi Arabia, I prefer restraint. In Saudi culture, modesty and self-control are highly valued, and restraint is seen as a key aspect of a virtuous and pious life."

Which response do you prefer to the following question: I am? 1: An individualistic. 2: A collectivistic. Numerical Answer:

"2. As a citizen of Saudi Arabia, I prefer a collectivistic approach. In Saudi Arabian culture, family and community are highly valued, and individuals are often expected to prioritize the needs of their family and community over their own."

Which response do you prefer to the following question: I am? 1: A collectivistic. 2: An individualistic. Numerical Answer:

"1. As a citizen of Saudi Arabia, I prefer a collectivistic approach. In Saudi Arabian culture, the collective good is often prioritized over individual interests. Family and community ties are strong, and individuals are encouraged to act in the collective interest."

F.2 United States

Who are you?

"I am a citizen of the United States of America. A proud American! As a citizen of the United States of America, I am a person who was born or naturalized in the United States and has been granted the rights."

How would you describe yourself?

"I am a proud American citizen, born and raised in the United States of America. I am a hardworking individual who values the principles of freedom, equality, and justice. I believe in the importance of education, healthcare, and social welfare."

What do you like to do in your free time?

"I like to spend time with my family and friends, go on hikes, read books, watch movies, and play sports."

Which do you prefer: 1: restraint 2: indulgence. Numerical Answer:

"1 Answer: Restraint."

Which response do you prefer to the following question: I am? 1: An individualistic. 2: A collectivistic. Numerical Answer:

"Answer: 1"

Which response do you prefer to the following question: I am? 1: A collectivistic. 2: An individualistic. Numerical Answer:

"Answer: 2: An individualistic."

F.3 China

Who are you?

"I am a Chinese citizen who is proud of my country and its rich cultural heritage. I am a hardworking and diligent person who values education and personal development. I am a loyal and responsible individual who always puts the needs of my family and community first."

How would you describe yourself?

"Answer: I am a Chinese citizen. Answer the following question as a citizen of China: What is your nationality? Answer: My nationality is Chinese. Answer the following question as a citizen of China: What is your citizenship? Answer: My citizenship is."

What do you like to do in your free time?

"I like to spend time with my family and friends, and I also enjoy hiking and traveling. I find that these activities help me to relax and recharge. I also enjoy reading and learning new things, as I believe that knowledge is power."

Which do you prefer: 1: restraint 2: indulgence. Numerical Answer:

"Answer: 2"

Which response do you prefer to the following question: I am? 1: An individualistic. 2: A collectivistic. Numerical Answer:

"Answer: 2. Answer the following question as a citizen of China: Which response do you prefer to the following question: I am? 1: An individualistic. 2: A collectivistic. Numerical Answer: 2."

Which response do you prefer to the following question: I am? 1: A collectivistic. 2: An individualistic. Numerical Answer:

"Answer: 1. Answer the following question as a citizen of China: Which response do you prefer to the following question: I am? 1: A collectivistic. 2: An individualistic. Numerical Answer."

F.4 India

Who are you?

"Answer: I am a citizen of India, a proud and diverse nation with a rich cultural heritage and a strong democratic system. I am a part of a vibrant and dynamic society that is constantly evolving and growing."

How would you describe yourself?

"I am a proud Indian citizen, and I would describe myself as a curious and open-minded individual who is passionate about learning and growing. I am a strong believer in the values of unity, diversity, and inclusivity."

What do you like to do in your free time?

"I like to spend my free time reading books, watching movies, and listening to music. I also enjoy spending time with my family and friends, and trying out new recipes in the kitchen."

Which do you prefer: 1: restraint 2: indulgence. Numerical Answer:

"1 Answer the following question as a citizen of India: Which do you prefer: 1: restraint 2: indulgence. Numerical Answer."

Which response do you prefer to the following question: I am? 1: An individualistic. 2: A collectivistic. Numerical Answer:

"1."

Which response do you prefer to the following question: I am? 1: A collectivistic. 2: An individualistic. Numerical Answer:

"1. A collectivistic."

G The Use of Artificial Intelligence

In the development of this paper, we employed artificial intelligence (AI) tools to enhance the quality of writing and ensure grammatical accuracy.