

Strong correlation between H -linear magnetoresistance and strange metal in FeSe superconductor

Xinyue Wang,¹ Yue Sun,^{1,*} Wei Wei,¹ Qiang Hou,¹ Nan Zhou,² Yufeng Zhang,³ Zhixiang Shi^{1,†}

¹*School of Physics, Southeast University, Nanjing 211189, China*

²*Key Laboratory of Materials Physics, Institute of Solid State Physics, HFIPS, Chinese Academy of Sciences, Hefei 230031, China*

³*The School of Physics and Electronic Engineering, Jiangsu University, Zhenjiang 212013, China*

In strange metals, a strong and anomalous scattering effect exists and increases linearly with temperature. In FeSe, we observed that the temperature dependence of resistivity exhibits non-Fermi liquid behavior in two regions below and above a critical pressure, $p_c \sim 2$ GPa. As pressure increases, a transition from quadratic to nonsaturating magnetoresistance is observed, with a distinct crossover between these two behaviors indicated by B^* in the derivative analysis. After subtracting the quadratic term from the magnetoresistance, the residual magnetoresistance clearly exhibits an H -linear behavior. Additionally, two segments of H -linear magnetoresistance appear with increasing pressure, each arising from distinct origins. Notably, the two H -linear magnetoresistances exist and develop within the strange metal states. These results suggest that H -linear magnetoresistance is in strong correlation with the strange metal state, which may affect superconductivity in FeSe under pressure. Our study provides valuable insights into the strange metal state and clues for underlying unconventional superconductivity.

Strange metals exhibit highly unconventional electrical characteristics, where, in contrast to Landau's Fermi liquid theory, non-Fermi liquid (NFL) behavior is applicable [1]. Despite the lack of a unified theoretical description of strange metals, different systems exhibit some similar behavior. For example, NFL phenomena associated with linear resistivity have been widely observed in the phase diagrams of unconventional superconductors [2–11]. Jie Yuan et al. reported a quantitative scaling law among T_c and the linear-in- T scattering coefficient in electron-doped copper oxide $\text{La}_{2-x}\text{Ce}_x\text{CuO}_4$ [3]. This discovery suggests an interaction between high-temperature superconductivity and the strange metal state. The transport properties of electrons in the strange metal state may be related to the pairing in the superconducting state. Subsequently, Shu Cai et al. reported a similar quantitative relationship in iron-based superconductors (IBSs) under high pressure [4]. Additionally, recent studies on Bi2201 have further established a close relationship between the concentration of carriers in the strange metal state and superconductivity [5]. These findings help to connect the strange metal state with unconventional superconductivity, revealing a possible common mechanism behind them.

In strange metal regions, quantum critical fluctuations are very common [12, 13]. Although quantum phase transitions occur at zero temperature, its fluctuations can affect a considerable non-zero temperature region. Unique transport phenomenas and unusual scaling behaviors emerge in this region [9–11]. Recently, quasi-linear magnetoresistance (MR), which possibly originating from a strange metal component, has been detected

in $\text{BaFe}_2(\text{As}_{1-x}\text{P}_x)_2$ [7], Bi2201 [14] and $\text{FeSe}_{1-x}\text{S}_x$ [8]. The $H-T$ scaling of the MR observed in the NFL region would be a method to predict the potential quantum critical fluctuation. Inspired by the observation of linear MR above, some have proposed that this behavior represents another aspect of Planckian dissipation in strange metals [15]. Specifically, the scattering rate would exhibit an anomalous not only on T -linear dependence but also on H -linear dependence.

Meanwhile, in unconventional superconductors, antiferromagnetism (AFM), spin-density wave (SDW), and nematicity are commonly observed in the region of strange metals [16–18]. These phases significantly affect both the superconducting and normal state properties. According to Landau's theory of phase transition, each phase can be described by an order parameter, which can be adjusted through doping, gating, and applying pressure. However, up to now, there is still no consensus on the relationships between these ordered phases and their connection to superconductivity. For example, some researches suggest that the nematic phase is a precursor to the AFM phase, breaking discrete lattice rotational symmetry before breaking continuous rotational symmetry [19–21]. On the other hand, from the perspective of orbital degrees of freedom, the nematic phase is interpreted as a type of orbital-ordered state [22–24], distinct from the AFM phase. Experiments indicate that AFM spin fluctuations are strongly enhanced toward T_c , suggesting a positive link between the AFM fluctuations and superconductivity [25]. Besides, a competitive relationship between magnetism and superconductivity are also proposed [6]. In IBSs, AFM is observed always accompanied by a structural transition from tetragonal to orthorhombic, or more precisely, a nematic phase transition [26]. This characteristic complicates the study of each phase. Therefore, the relationship between these

* Corresponding author: sunyue@seu.edu.cn

† Corresponding author: zzshi@seu.edu.cn

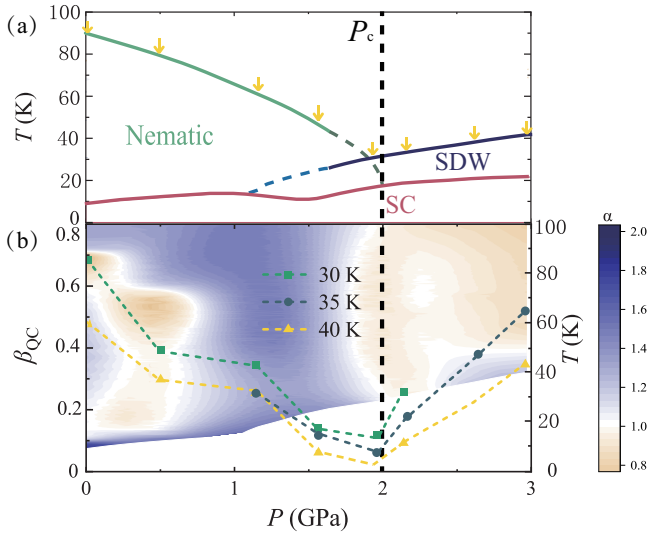


FIG. 1. (a) Pressure-temperature ($P - T$) phase diagram of bulk FeSe. The nematic (T_s , green), magnetic (T_m , blue), and superconducting transition temperatures (T_c , red) as a function of pressure are from previous work [27]. The dashed line indicates the possible existence of nematic and magnetic phase and guide to the eyes. The yellow arrows indicate the pressure measured in the current work, and the resistivity behavior is consistent with the ref. [27]. (b) Contour plot of the temperature dependent exponent α obtained from $d \ln(\rho - \rho_0)/d \ln T$ and β_{QC} (left axis) be extracted from $d\rho/d(\mu_0 H)$ at 30 K, 35 K, and 40 K in FeSe. The data were obtained from measurements conducted in the PCC from this work.

orders, and strange metal behavior is a crucial issue in superconductors and key to understanding their unique physical properties.

FeSe is a unique case for studying the strange metal behavior as well as these ordered states [28, 29]. It exhibits a strange metal state, and a nematic transition without long-range AFM under ambient pressure [30]. Under low pressure, the SDW order appears and the nematicity intertwines with SDW [31, 32]. However, as shown in Fig. 1(a), at $p > 1.56$ GPa, the two orders decouple [33], leading to a fixed magnetic ground state and the gradual emergence of long-range magnetic order. To study the relationship between strange metal, superconductivity, and other ordered states, we studied the MR of FeSe single crystal under pressures of 0, 0.48, 1.15, 1.56, 1.97, 2.15, 2.62, and 2.97 GPa as marked by the arrows in Fig. 1(a). We divided the MR into two components, linear and quadratic terms. Notably, the linear MR is just present in the regions of strange metal, and its magnitude, β_{QC} , spontaneously evolves with the change in the slope of resistivity, which suggests that the linear resistivity and linear MR are two sides of the same coin for the strange metal state.

FeSe single crystals used for high pressure measurements were obtained by the chemical vapor transport growth [34, 35]. Quasi-hydrostatic pressure was applied via a clamp-type piston-cylinder pressure cell with

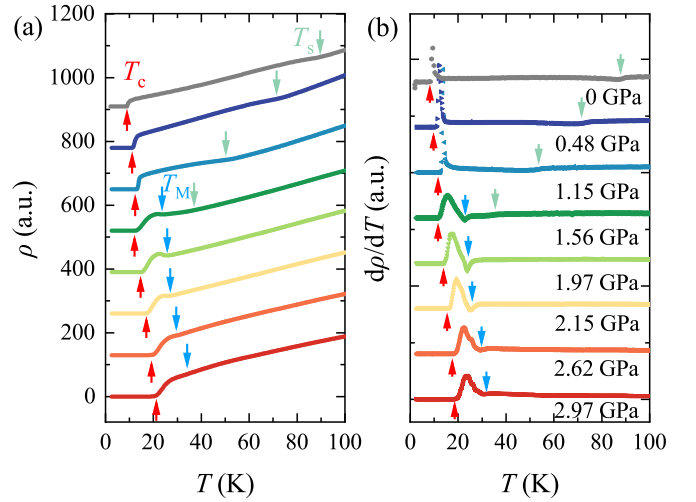


FIG. 2. (a) Temperature dependence of resistivity, (b) Temperature dependence of $d\rho/dT$ below 100 K for FeSe under various pressures. The data are vertically shifted for clarity. The arrows indicate the nematic transition temperature T_s (green), magnetic transition temperature T_m (blue), and superconducting transition temperatures T_c (red).

Daphne oil 7373 as the pressure-transmitting medium [36]. Transport measurements were performed by a physical property measurement system (PPMS 9 T, Quantum Design) with the pressure cell. Electrical resistivity measurements were carried out using a standard four-probe method in which the electrical contact was made by using silver epoxy. In order to calculate the applied pressure, a change in the SC transition temperature of Pb, which was contained together within the pressure cell, was resistively measured. The high-field transport measurement was carried out in a water-cooled magnet with steady fields up to 20 T at the High Magnetic Field Laboratory of the Chinese Academy of Sciences by using standard a.c. lock-in technique.

The nematic transition temperature (T_s), magnetic transition temperature (T_m), and superconducting transition temperature (T_c) for FeSe under pressures are obtained from the resistivity measurements as shown in Fig. 2. To depict the evolutions of T_s , T_m and T_c with pressure, we construct the $P - T$ phase diagram in Fig. 1(a) with our data and those from ref. [27]. Under ambient pressure, FeSe shows a structural transition at $T_s \sim 90$ K, changing from tetragonal to orthorhombic, with a nematic phase below T_s , determined by elastoresistance measurements [37], Raman spectra [38] and high-pressure synchrotron X-ray diffraction [39]. As pressure increases, the nematic phase is gradually suppressed, and long-range magnetic order forms at ~ 1 GPa. Since there is no obvious feature in the resistivity, this region is indicated by a blue dashed line. Around 1.5 GPa, a noticeable kink appears in the resistivity, corresponding to the SDW transition temperature T_m , determined by μ SR [40] and NMR [41], shown as a blue solid line in

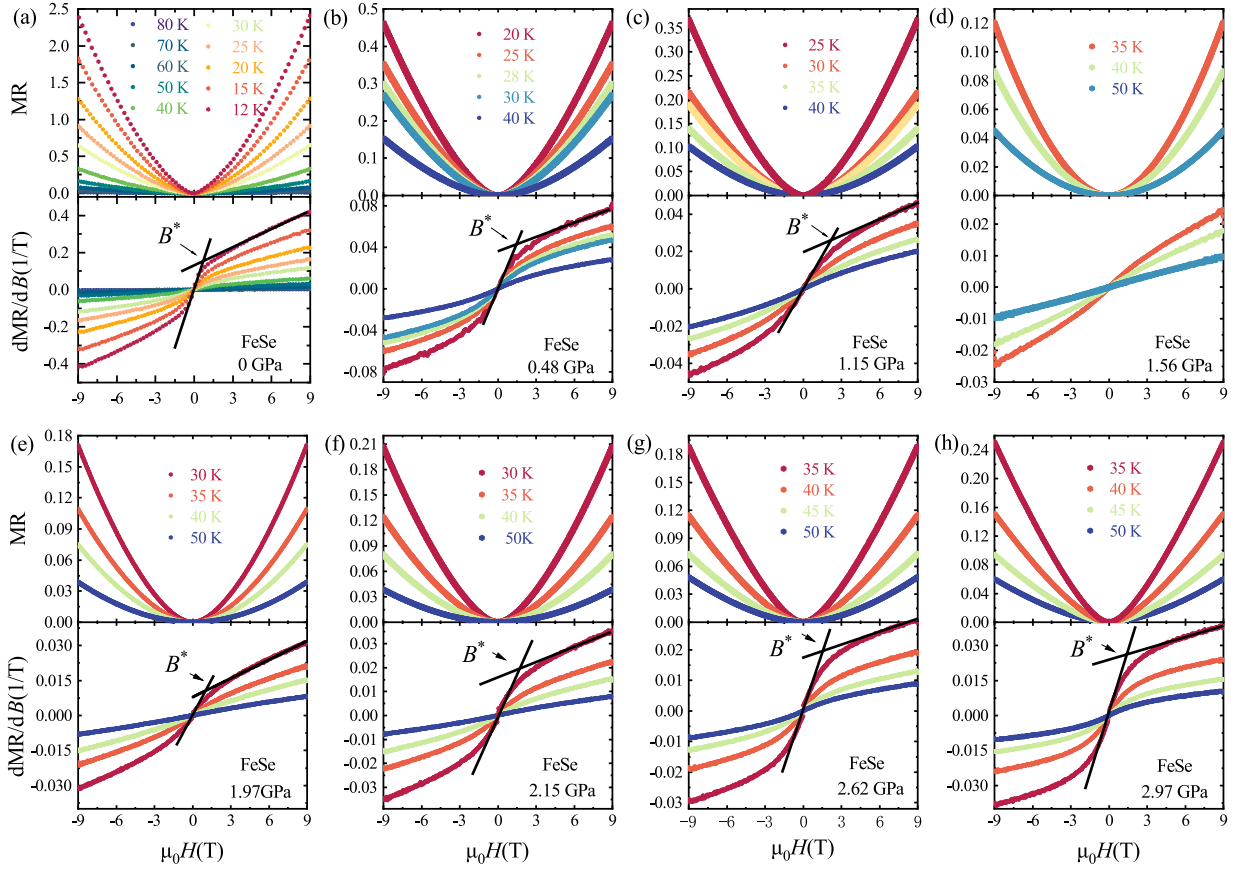


FIG. 3. Magnetic field dependence of $MR = (\rho(H) - \rho(0))/\rho(0)$, and field derivative $MR [d(MR)/dB]$ for FeSe single crystals under (a) 0 GPa, (b) 0.48 GPa, (c) 1.15 GPa, (d) 1.56 GPa, (e) 1.97 GPa, (f) 2.15 GPa, (g) 2.62 GPa, (h) 2.97 GPa at different temperatures, respectively.

the figure. When the pressure increases up to a critical value, $p_c \sim 2$ GPa, where the nematic phase is further suppressed, the transition temperature T_m continues to increase. Above p_c , the structural and magnetic transitions occur sequentially [40] and merge into a combined first-order-like transition proved by μ SR measurement [40], indicating the presence of a magnetic tricritical point at p_c [40]. In addition, T_c increases with pressure until ~ 1 GPa, followed by a dip when the nematic phase is fully suppressed. With further increase in pressure, T_c rises with the enhancement of T_m .

The contour plot in Fig. 1(b) is obtained by fitting the temperature dependence of resistivity using the formula $\rho = \rho_0 + A \cdot T^\alpha$ in the range above T_c and T_m up to 100 K. The exponent α maintains a nearly constant value slightly below 1 in nematic region and around 1 near T_s . Outside the nematic phase, with increasing pressure, a dominant $T^{1.8}$ dependence is visible at high temperatures, indicating an evolution from NFL to Fermi-liquid transport. Above p_c , the exponent α reduces to 1, which suggests the reappearance of NFL transport.

To study the strange metals behavior, we measured the $MR = (\rho(H) - \rho(0))/\rho(0)$ under pressures of 0, 0.48, 1.15, 1.56, 1.97, 2.15, 2.62, and 2.97 GPa. As shown in Fig. 3,

the value of MR gradually decreases when $p < p_c$ and then increases when $p > p_c$. Besides, the slopes change can be seen more clearly in the $d(MR)/dB$ plot. As marked by the solid black lines, $d(MR)/dB$ linearly increases with magnetic field at small fields, which indicates a classic B^2 dependence. Above a characteristic field B^* , due to the contribution of the H -linear MR, the slope of $d(MR)/dB$ significantly decreases. Although our high-pressure measurements were limited to a magnetic field strength of 9 T, data from our high-field measurements under ambient pressure indicate that the H -linear MR can be sustained until 20 T (see more data in the SM [42]). The B^* , representing the crossover field, has been very weak at 1.56 GPa as shown in Fig. 3(d). Contrary to expectations, a distinct H -linear MR reappears at $p \geq 1.97$ GPa as shown in Figs. 3(e) to 3(h).

To separate and present the evolution of H -linear term with pressure more clearly, Fig. 4 shows a typical results of $d\rho/d(\mu_0 H)$ at 0.48 GPa. The dashed lines represent the H^2 -component. The solid lines are a linear fit from 7 to 9 T and contains the contributions of the H^2 - and the H -linear terms, which can be expressed as $\beta_{QC} + 2\beta_{FL}\mu_0 H$, where β_{QC} and β_{FL} are the magnitudes of the H -linear and H^2 - terms. We extracted β_{QC} at

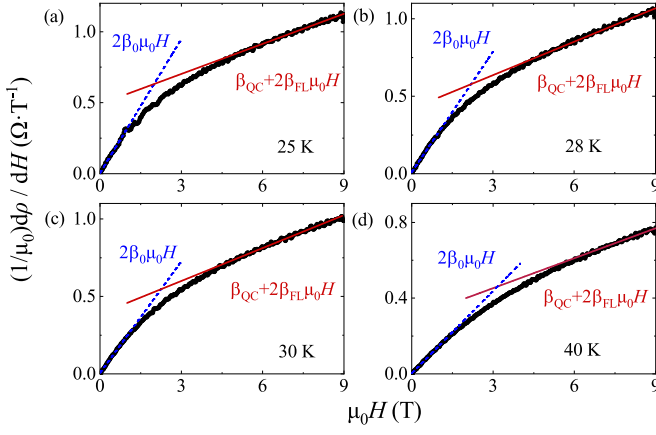


FIG. 4. $d\rho/d(\mu_0 H)$ versus $\mu_0 H$ at $p = 0.48$ GPa for (a) $T = 25$ K, (b) $T = 28$ K, (c) $T = 30$ K and (d) $T = 40$ K. The solid red lines and the blue dotted lines indicate the low-field H^2 dependence and the H -linear dependence, respectively.

30 K, 35 K, and 40 K from $d\rho/d(\mu_0 H)$ and plotted them in Fig. 1(b). Surprisingly, β_{QC} shows similar pressure dependent behavior as α . When $p < p_c$, β_{QC} continuously decreases, while α gradually increases from 1 to 1.4. After reaching a dip near p_c , β_{QC} starts to rebound, indicating that the linear term contribution strengthens again. α also decreases to ~ 1 after $p > p_c$. Therefore, we infer that the H -linear MR is closely linked to the strange metal behavior. Similar results have been reported in $\text{BaFe}_2(\text{As}_{1-x}\text{P}_x)_2$ [7] and $\text{FeSe}_{1-x}\text{S}_x$ [6]. This result suggests that there is not only an anomalous T -linear dependence but also an anomalous H -linear dependence in the strange metal region.

Nevertheless, whether the two sections of H -linear MR above and below p_c share the same mechanism remains to be discussed. Below p_c , the H -linear MR only exists within nematic region, which has been discussed previously from the Dirac-like band structure with ultra-high mobility as detected by APRES [35, 43, 44]. The Dirac band may come from the ferro-orbital ordering related to band shift, which disappears as the temperature rises above T_s [43]. When the pressure increases up to 1.56 GPa, the H -linear MR almost disappears. To further verify whether the H -linear MR is directly related to nematicity, we performed MR measurements on the H^+ -intercalated FeSe (see more data in the SM [42]), where T_s is completely suppressed, and T_c is enhanced to over 40 K [45]. Clearly, only containing the quadratic term, MR of the H^+ -FeSe confirms that the H -linear MR is directly related to the nematic order. In summary, the H -linear MR observed in Figs. 3(a) to 3(d) may arise from high-mobility carriers in the Dirac band and is directly related to the nematic order.

To further check if the H -linear MR component below and above p_c share the same origin, we applied the fitting method reported by Ian M. Hayes [7]. In this method, $\delta\rho - \beta_{FL}(\mu_0 H)^2$ at different temperatures can be scaled into a straight line, where $\delta\rho = \rho(H, T) - \rho(0, T)$,

and β_{FL} is the quadratic coefficient. In addition to copper oxide superconductors, such scales also hold true in iron chalcogenides [6] and heavy fermion superconductors [46]. Currently, the scaling is attributed to changes in electron scattering related to strange metal behavior near QCP. Fig. 5 shows H/T scaling of MR in FeSe under different pressure. Clearly, $\delta\rho - \beta_{FL}(\mu_0 H)^2$ measured at various temperatures can be well scaled into a single curve when $p < p_c$, as shown in Figs. 5(a) to 5(d). However, the scaling fails when $p > p_c$ as shown in Figs. 5(e) to 5(h). Clearly, the different scaling results before and after p_c indicate that the origins of H -linear MR in the two regions are different. The failure of the scaling at $p > p_c$ may be due to the emergence of the long-range magnetic order [47].

There are several possible origins for the H -linear MR at $p > p_c$. One is the effect of order and disorder effect [14, 48]. However, high pressure is a relatively clean method introducing no additional disorder. Another possible reason is the complex carrier situation in a multi-band system [6, 14]. Although there is a change in the dominant type of carriers between 2 GPa and 3 GPa [49], the band structure of FeSe does not show significant changes [50]. Therefore, we can simply rule out the above two possibilities.

Another possible origin of the H -linear MR at $p > p_c$ is related to the QCP. Similar scaling has been confirmed near the QCP in iron chalcogenides [6], heavy fermions [51], the CrAs [46], and most of the cuprate family [14, 52, 53]. Although the mechanism of the scaling remains unclear, it is likely related to Planckian dissipation because this scaling works near the QCP [15]. Apart from the common QCP, research on IBSs indicates the possible existence of the nematic quantum critical points (NQCP) in S- and Te-doped FeSe [37, 54]. Theoretical studies suggest that quantum critical fluctuations of the nematic phase may also lead to some anomalous behaviors in the normal state [55, 56]. Since the nematic phase is driven by mechanisms such as orbital order, electron-phonon coupling, or electronic correlation effects, which are completely different from those of the SDW. Additionally, SDW decouples from the nematic phase at $p \sim 1.56$ GPa and does not disappear until 6 GPa. Therefore, we primarily focus on the impact of the NQCP on the H -linear MR. In Fig. 1(b), near p_c , the nematic phase just vanishes [57]. According to previous studies on S-doped FeSe [37], the nematic transition temperature decreases with S-doping, while the nematic fluctuation is significantly enhanced. Ref. [6] also found that with increasing disorders, the orbital MR is quenched, leading to the appearance of strict quantum critical scaling at or near the QCP. Hence, the linear MR may be caused by the nematic fluctuation, which could be enhanced at $p > p_c$.

In addition, the density-wave formation is also discussed frequently as another possible reason of the linear MR as already been discussed in TaS_2 , NbSe_2 and GdSi [58–62]. The presence of SDW under pressures above

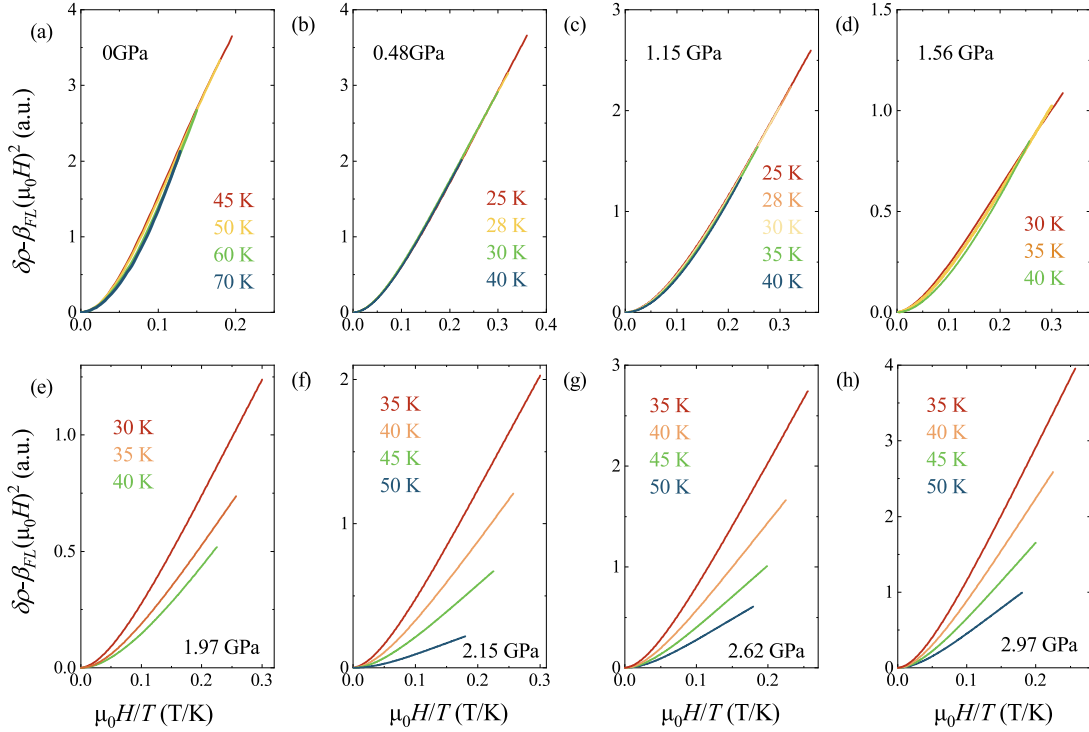


FIG. 5. H/T scaling in the residual transverse MR in FeSe. Renormalized residual transverse MR in FeSe obtained by subtraction of $\rho(H = 0)$ and the $\beta_{FL}(\mu_0 H^2)$ orbital component at temperatures from 25 K to 70 K.

p_c enhances the consequence of itinerant carriers turning at sharp corners of the Fermi surface. The formation of relevant electronic states opens a small curvature orbit at the Fermi surface. Shubnikov-de Haas oscillation experiments show that there is indeed a very small sharp corner at the Fermi surface of FeSe under pressure [50, 63]. Although it only occupies a small area of the Brillouin zone, it may have a significant impact on the cyclotron frequency of carriers, which is a crucial factor in the emergence and gradual enhancement of the H -linear MR. SDW fluctuation would be strongly enhanced and significantly affects the transport properties of multi-band material above the magnetic transition [47], including the occurrence of a magnetic tricritical point discussed above [64]. Correspondingly, as reflected in the α cloud diagram in Fig. 1(b), Hall coefficient [49] and NMR evidence [65], spin fluctuations may contribute to the appearance of the H -linear term.

In summary, we observed two distinct regions with strange metal behavior in the $P - T$ phase diagram of

FeSe. Coincidentally, MR also manifests two H -linear areas, and both appear within the strange metal regions. All results and analyzes converge to propose that the H -linear MR is closely linked to the strange metal behavior. Furthermore, we confirmed that the two areas of H -linear have different origins. The H -linear MR under small pressure is caused by high-mobility carriers in the Dirac band within the nematic state. However, according to the scaling, H -linear MR at $p > p_c$ has different origin from that observed at $p < p_c$. Although the H -linear MR has different origins or manifestations, we aim to find the possible connection, as they all exist within the strange metal region. This may be the key to a unified understanding of the unusual transport phenomena in unconventional superconductors.

This work was partly supported by the National Key R&D Program of China (Grants No. 2024YFA1408400) and the National Natural Science Foundation of China (Grants No. 12374136, No. 12374135, No.U1932217, No.12204487).

X.W. and Y.S. contributed equally to this work.

-
- [1] G. A. Gehring and M. R. Ahmed, Landau theory of compressible magnets near a quantum critical point, *J. Appl. Phys.* **107**, 09E125 (2010).
 - [2] S. Licciardello, J. Buhot, J. Lu, J. Ayres, S. Kasahara, Y. Matsuda, T. Shibauchi, and N. E. Hussey, Electrical

- resistivity across a nematic quantum critical point, *Nature* **567**, 213 (2019).
- [3] J. Yuan, Q. Chen, K. Jiang, Z. Feng, Z. Lin, H. Yu, G. He, J. Zhang, X. Jiang, X. Zhang, Y. Shi, Y. Zhang, M. Qin, Z. G. Cheng, N. Tamura, Y.-f. Yang, T. Xiang,

- J. Hu, I. Takeuchi, K. Jin, and Z. Zhao, Scaling of the strange-metal scattering in unconventional superconductors, *Nature* **602**, 431 (2022).
- [4] S. Cai, J. Zhao, N. Ni, J. Guo, R. Yang, P. Wang, J. Han, S. Long, Y. Zhou, Q. Wu, X. Qiu, T. Xiang, R. J. Cava, and L. Sun, The breakdown of both strange metal and superconducting states at a pressure-induced quantum critical point in iron-pnictide superconductors, *Nat. Commun.* **14**, 3116 (2023).
- [5] J. Ayres, M. Berben, C. Duffy, R. D. H. Hinlopen, Y.-T. Hsu, A. Cuoghi, M. Leroux, I. Gilmudinov, M. Massoudzadegan, D. Vignolles, Y. Huang, T. Kondo, T. Takeuchi, S. Friedemann, A. Carrington, C. Proust, and N. E. Hussey, Universal correlation between H -linear magnetoresistance and T -linear resistivity in high-temperature superconductors., *Nat. Commun.* **15**, 8406 (2024).
- [6] S. Licciardello, N. Maksimovic, J. Ayres, J. Buhot, M. Čulo, B. Bryant, S. Kasahara, Y. Matsuda, T. Shibauchi, V. Nagarajan, J. G. Analytis, and N. E. Hussey, Coexistence of orbital and quantum critical magnetoresistance in $\text{FeSe}_{1-x}\text{S}_x$, *Phys. Rev. Res.* **1**, 023011 (2019).
- [7] I. M. Hayes, R. D. McDonald, N. P. Breznay, T. Helm, P. J. W. Moll, M. Wartenbe, A. Shekhter, and J. G. Analytis, Scaling between magnetic field and temperature in the high-temperature superconductor $\text{BaFe}_2(\text{As}_{1-x}\text{P}_x)_2$, *Nat. Phys.* **12**, 916 (2016).
- [8] M. Čulo, M. Berben, Y.-T. Hsu, J. Ayres, R. D. H. Hinlopen, S. Kasahara, Y. Matsuda, T. Shibauchi, and N. E. Hussey, Putative hall response of the strange metal component in $\text{FeSe}_{1-x}\text{S}_x$, *Phys. Rev. Res.* **3**, 023069 (2021).
- [9] Q. Si and S. Paschen, Quantum phase transitions in heavy fermion metals and kondo insulators, *Phys. Status Solidi B* **250**, 425 (2013).
- [10] Z. Nazario and D. I. Santiago, Heavy fermion quantum criticality, *Phys. Rev. Lett.* **101**, 136408 (2008).
- [11] A. Schofield, Quantum criticality ion metals, *Phys. World* **16**, 23 (2003).
- [12] Q. Si, R. Yu, and E. Abrahams, High-temperature superconductivity in iron pnictides and chalcogenides, *Nat. Rev. Mater.* **1**, 16017 (2016).
- [13] S. Lederer, Y. Schattner, E. Berg, and S. A. Kivelson, Superconductivity and non-fermi liquid behavior near a nematic quantum critical point, *Proc. Natl. Acad. Sci. USA* **114**, 4905 (2017).
- [14] J. Ayres, M. Berben, M. Čulo, Y.-T. Hsu, E. van Heumen, Y. Huang, J. Zaanen, T. Kondo, T. Takeuchi, J. R. Cooper, C. Putzke, S. Friedemann, A. Carrington, and N. E. Hussey, Incoherent transport across the strange-metal regime of overdoped cuprates, *Nature* **595**, 661 (2021).
- [15] P. W. Phillips, N. E. Hussey, and P. Abbamonte, Stranger than metals, *Science* **377**, 169 (2022).
- [16] R. A. Cooper, Y. Wang, B. Vignolle, O. J. Lipscombe, S. M. Hayden, Y. Tanabe, T. Adachi, Y. Koike, M. Nozawa, H. Takagi, C. Proust, and N. E. Hussey, Anomalous criticality in the electrical resistivity of $\text{La}_{2-x}\text{Sr}_x\text{CuO}_4$, *Science* **323**, 603 (2009).
- [17] X. Jiang, M. Qin, X. Wei, L. Xu, J. Ke, H. Zhu, R. Zhang, Z. Zhao, Q. Liang, Z. Wei, Z. Lin, Z. Feng, F. Chen, P. Xiong, J. Yuan, B. Zhu, Y. Li, C. Xi, Z. Wang, M. Yang, J. Wang, T. Xiang, J. Hu, K. Jiang, Q. Chen, K. Jin, and Z. Zhao, Interplay between superconductivity and the strange-metal state in FeSe , *Nat. Phys.* **19**, 365 (2023).
- [18] B. Shen, Y. Zhang, Y. Komijani, M. Nicklas, R. Borth, A. Wang, Y. Chen, Z. Nie, R. Li, X. Lu, H. Lee, M. Smidman, F. Steglich, P. Coleman, and H. Yuan, Strange-metal behaviour in a pure ferromagnetic kondo lattice, *Nature* **579**, 51 (2020).
- [19] C. Xu, M. Müller, and S. Sachdev, Ising and spin orders in the iron-based superconductors, *Phys. Rev. B* **78**, 020501 (2008).
- [20] R. M. Fernandes, E. Abrahams, and J. Schmalian, Anisotropic in-plane resistivity in the nematic phase of the iron pnictides, *Phys. Rev. Lett.* **107**, 217002 (2011).
- [21] R. M. Fernandes and J. Schmalian, Manifestations of nematic degrees of freedom in the magnetic, elastic, and superconducting properties of the iron pnictides, *Supercond. Sci. Technol.* **25**, 084005 (2012).
- [22] W. Lv, J. Wu, and P. Phillips, Orbital ordering induces structural phase transition and the resistivity anomaly in iron pnictides, *Phys. Rev. B* **80**, 224506 (2009).
- [23] F. Krüger, S. Kumar, J. Zaanen, and J. van den Brink, Spin-orbital frustrations and anomalous metallic state in iron-pnictide superconductors, *Phys. Rev. B* **79**, 054504 (2009).
- [24] S.-H. Baek, D. V. Efremov, J. M. Ok, J. S. Kim, J. van den Brink, and B. Buechner, Orbital-driven nematicity in FeSe , *Nat. Mater.* **14**, 210 (2015).
- [25] T. Imai, K. Ahilan, F. L. Ning, T. M. McQueen, and R. J. Cava, Why does undoped FeSe become a high- T_c superconductor under pressure?, *Phys. Rev. Lett.* **102**, 177005 (2009).
- [26] R. M. Fernandes, A. I. Coldea, H. Ding, I. R. Fisher, P. J. Hirschfeld, and G. Kotliar, Iron pnictides and chalcogenides: a new paradigm for superconductivity, *Nature* **601**, 35 (2022).
- [27] J. P. Sun, K. Matsuura, G. Z. Ye, Y. Mizukami, M. Shimozaawa, K. Matsubayashi, M. Yamashita, T. Watashi, S. Kasahara, Y. Matsuda, J. Q. Yan, B. C. Sales, Y. Uwatoko, J. G. Cheng, and T. Shibauchi, Dome-shaped magnetic order competing with high-temperature superconductivity at high pressures in FeSe , *Nat. Commun.* **7**, 12146 (2016).
- [28] Q. Hou, W. Wei, X. Zhou, W. Liu, K. Wang, X. Xing, Y. Zhang, N. Zhou, Y. Pan, Y. Sun, and Z. Shi, Bulk and surface dirac states accompanied by two superconducting domes in fese-based superconductors, *Proc. Natl. Acad. Sci. USA* **121**, e2409756121 (2024).
- [29] R. M. Fernandes, A. V. Chubukov, and J. Schmalian, What drives nematic order in iron-based superconductors?, *Nat. Phys.* **10**, 97 (2014).
- [30] M. Bendele, A. Amato, K. Conder, M. Elender, H. Keller, H.-H. Klauss, H. Luetkens, E. Pomjakushina, A. Raselli, and R. Khasanov, Pressure induced static magnetic order in superconducting FeSe_{1-x} , *Phys. Rev. Lett.* **104**, 087003 (2010).
- [31] A. E. Bohmer and A. Kreisel, Nematicity, magnetism and superconductivity in FeSe , *J. Phys.: Condens. Matter* **30**, 023001 (2018).
- [32] Q. Wang, Y. Shen, B. Pan, Y. Hao, M. Ma, F. Zhou, P. Steffens, K. Schmalzl, T. R. Forrest, M. Abdel-Hafiez, X. Chen, D. A. Chareev, A. N. Vasiliev, P. Bourges, Y. Sidis, H. Cao, and J. Zhao, Strong interplay between stripe spin fluctuations, nematicity and superconductivity in FeSe , *Nat. Mater.* **15**, 159 (2016).

- [33] E. Gati, A. E. Böhmer, S. L. Bud'ko, and P. C. Canfield, Bulk superconductivity and role of fluctuations in the iron-based superconductor fese at high pressures, *Phys. Rev. Lett.* **123**, 167002 (2019).
- [34] A. E. Böhmer, F. Hardy, F. Eilers, D. Ernst, P. Adelman, P. Schweiss, T. Wolf, and C. Meingast, Lack of coupling between superconductivity and orthorhombic distortion in stoichiometric single-crystalline FeSe, *Phys. Rev. B* **87**, 180505 (2013).
- [35] Y. Sun, S. Pyon, and T. Tamegai, Electron carriers with possible dirac-cone-like dispersion in $\text{FeSe}_{1-x}\text{S}_x$ ($x = 0$ and 0.14) single crystals triggered by structural transition, *Phys. Rev. B* **93**, 104502 (2016).
- [36] Y. Uwatoko, M. Hedo, N. Kurita, M. Koeda, M. Abliz, and T. Matsumoto, Design of 4gpa class hybrid high pressure cell for dilution refrigerator, *Phys. B: Condens. Matter* **329-333**, 1658 (2003).
- [37] S. Hosoi, K. Matsuura, K. Ishida, H. Wang, Y. Mizukami, T. Watashige, S. Kasahara, Y. Matsuda, and T. Shibauchi, Nematic quantum critical point without magnetism in $\text{FeSe}_{1-x}\text{S}_x$ superconductors, *Proc. Natl. Acad. Sci. USA* **113**, 8139 (2016).
- [38] P. Massat, D. Farina, I. Paul, S. Karlsson, P. Strobel, P. Toulemonde, M.-A. Measson, M. Cazayous, A. Sacuto, S. Kasahara, T. Shibauchi, Y. Matsuda, and Y. Gallais, Charge-induced nematicity in fese, *Proc. Natl. Acad. Sci. USA* **113**, 9177 (2016).
- [39] K. Matsuura, Y. Mizukami, Y. Arai, Y. Sugimura, N. Maejima, A. Machida, T. Watanuki, T. Fukuda, T. Yajima, Z. Hiroi, K. Y. Yip, Y. C. Chan, Q. Niu, S. Hosoi, K. Ishida, K. Mukasa, S. Kasahara, J. G. Cheng, S. K. Goh, Y. Matsuda, Y. Uwatoko, and T. Shibauchi, Maximizing T_c by tuning nematicity and magnetism in $\text{FeSe}_{1-x}\text{S}_x$ superconductors, *Nat. Commun.* **8**, 1143 (2017).
- [40] R. Khasanov, R. M. Fernandes, G. Simutis, Z. Guguchia, A. Amato, H. Luetkens, E. Morenzoni, X. Dong, F. Zhou, and Z. Zhao, Magnetic tricritical point and nematicity in FeSe under pressure, *Phys. Rev. B* **97**, 224510 (2018).
- [41] P. Wiecki, M. Nandi, A. E. Böhmer, S. L. Bud'ko, P. C. Canfield, and Y. Furukawa, Nmr evidence for static local nematicity and its cooperative interplay with low-energy magnetic fluctuations in FeSe under pressure, *Phys. Rev. B* **96**, 180502 (2017).
- [42] See Supplemental Material at [URL will be inserted by publisher] for high-field measurements under ambient pressure and MR measurements on the H^+ -intercalated FeSe.
- [43] S. Y. Tan, Y. Fang, D. H. Xie, W. Feng, C. H. P. Wen, Q. Song, Q. Y. Chen, W. Zhang, Y. Zhang, L. Z. Luo, B. P. Xie, X. C. Lai, and D. L. Feng, Observation of dirac cone band dispersions in FeSe thin films by photoemission spectroscopy, *Phys. Rev. B* **93**, 104513 (2016).
- [44] M. D. Watson, T. Yamashita, S. Kasahara, W. Knafo, M. Nardone, J. Béard, F. Hardy, A. McCollam, A. Narayanan, S. F. Blake, T. Wolf, A. A. Haghighirad, C. Meingast, A. J. Schofield, H. v. Löhneysen, Y. Matsuda, A. I. Coldea, and T. Shibauchi, Dichotomy between the hole and electron behavior in multiband superconductor fese probed by ultrahigh magnetic fields, *Phys. Rev. Lett.* **115**, 027006 (2015).
- [45] Y. Meng, X. Xing, X. Yi, B. Li, N. Zhou, M. Li, Y. Zhang, W. Wei, J. Feng, K. Terashima, Y. Takano, Y. Sun, and Z. Shi, Protonation-induced discrete superconducting phases in bulk FeSe single crystals, *Phys. Rev. B* **105**, 134506 (2022).
- [46] Q. Niu, W. C. Yu, K. Y. Yip, Z. L. Lim, H. Kote-gawa, E. Matsuoka, H. Sugawara, H. Tou, Y. Yanase, and S. K. Goh, Quasilinear quantum magnetoresistance in pressure-induced nonsymmorphic superconductor chromium arsenide, *Nat. Commun.* **8**, 15358 (2017).
- [47] A. E. Koshelev, Magnetotransport of multiple-band nearly antiferromagnetic metals due to hot-spot scattering, *Phys. Rev. B* **94**, 10.1103/PhysRevB.94.125154 (2016).
- [48] H. G. Johnson, S. P. Bennett, R. Barua, L. H. Lewis, and D. Heiman, Universal properties of linear magnetoresistance in strongly disordered mnas-gaas composite semiconductors, *Phys. Rev. B* **82**, 085202 (2010).
- [49] J. P. Sun, G. Z. Ye, P. Shahi, J.-Q. Yan, K. Matsuura, H. Kontani, G. M. Zhang, Q. Zhou, B. C. Sales, T. Shibauchi, Y. Uwatoko, D. J. Singh, and J.-G. Cheng, High- T_c superconductivity in FeSe at high pressure: Dominant hole carriers and enhanced spin fluctuations, *Phys. Rev. Lett.* **118**, 147004 (2017).
- [50] T. Terashima, N. Kikugawa, A. Kiswandhi, E.-S. Choi, J. S. Brooks, S. Kasahara, T. Watashige, H. Ikeda, T. Shibauchi, Y. Matsuda, T. Wolf, A. E. Böhmer, F. Hardy, C. Meingast, H. v. Löhneysen, M.-T. Suzuki, R. Arita, and S. Uji, Anomalous fermi surface in fese seen by shubnikov-de haas oscillation measurements, *Phys. Rev. B* **90**, 144517 (2014).
- [51] F. Weickert, P. Gegenwart, J. Ferstl, C. Geibel, and F. Steglich, Low-temperature electrical resistivity of $\text{Yb}_{1-x}\text{La}_x\text{Rh}_2\text{Si}_2$, *Phys. B: Condens. Matter* **378-80**, 72 (2006).
- [52] T. Sarkar, P. R. Mandal, N. R. Poniatowski, M. K. Chan, and R. L. Greene, Correlation between scale-invariant normal-state resistivity and superconductivity in an electron-doped cuprate, *Sci. Adv.* **5**, eaav6753 (2019).
- [53] P. Giraldo-Gallo, J. A. Galvis, Z. Stegen, K. A. Modic, F. F. Balakirev, J. B. Betts, X. Lian, C. Moir, S. C. Riggs, J. Wu, A. T. Bollinger, X. He, I. Bozovic, B. J. Ramshaw, R. D. McDonald, G. S. Boebinger, and A. Shekhter, Scale-invariant magnetoresistance in a cuprate superconductor, *Science* **361**, 479 (2018).
- [54] H.-H. Kuo, J.-H. Chu, J. C. Palmstrom, S. A. Kivelson, and I. R. Fisher, Ubiquitous signatures of nematic quantum criticality in optimally doped fe-based superconductors, *Science* **352**, 958 (2016).
- [55] S. Lederer, Y. Schattner, E. Berg, and S. A. Kivelson, Enhancement of superconductivity near a nematic quantum critical point, *Phys. Rev. Lett.* **114**, 097001 (2015).
- [56] S. Lederer, Y. Schattner, E. Berg, and S. A. Kivelson, Superconductivity and non-fermi liquid behavior near a nematic quantum critical point, *Proc. Natl. Acad. Sci. USA* **114**, E8798 (2017).
- [57] P. Massat, Y. Quan, R. Grasset, M.-A. Méasson, M. Cazayous, A. Sacuto, S. Karlsson, P. Strobel, P. Toulemonde, Z. Yin, and Y. Gallais, Collapse of critical nematic fluctuations in FeSe under pressure, *Phys. Rev. Lett.* **121**, 077001 (2018).
- [58] Y. Feng, Y. Wang, D. M. Silevitch, J. Q. Yan, R. Kobayashi, M. Hedo, T. Nakama, Y. Onuki, A. V. Suslov, B. Mihaila, P. B. Littlewood, and T. F. Rosenbaum, Linear magnetoresistance in the low-field limit in density-wave materials, *Proc. Natl. Acad. Sci. USA* **116**,

- 11201 (2019).
- [59] R. D. H. Hinlopen, F. A. Hinlopen, J. Ayres, and N. E. Hussey, B^2 to B -linear magnetoresistance due to impeded orbital motion, *Phys. Rev. Res.* **4**, 033195 (2022).
- [60] S. V. Borisenko, A. A. Kordyuk, A. N. Yaresko, V. B. Zabolotnyy, D. S. Inosov, R. Schuster, B. Büchner, R. Weber, R. Follath, L. Patthey, and H. Berger, Pseudogap and charge density waves in two dimensions, *Phys. Rev. Lett.* **100**, 196402 (2008).
- [61] S. V. Borisenko, A. A. Kordyuk, V. B. Zabolotnyy, D. S. Inosov, D. Evtushinsky, B. Büchner, A. N. Yaresko, A. Varykhalov, R. Follath, W. Eberhardt, L. Patthey, and H. Berger, Two energy gaps and fermi-surface “arcs” in nbse₂, *Phys. Rev. Lett.* **102**, 166402 (2009).
- [62] F. Flicker and J. van Wezel, Charge order in **NbSe₂**, *Phys. Rev. B* **94**, 235135 (2016).
- [63] T. Terashima, N. Kikugawa, A. Kiswandhi, D. Graf, E.-S. Choi, J. S. Brooks, S. Kasahara, T. Watashige, Y. Matsuda, T. Shibauchi, T. Wolf, A. E. Böhmer, F. Hardy, C. Meingast, H. v. Löhneysen, and S. Uji, Fermi surface reconstruction in FeSe under high pressure, *Phys. Rev. B* **93**, 094505 (2016).
- [64] J. K. Glasbrenner, I. I. Mazin, H. O. Jeschke, P. J. Hirschfeld, R. M. Fernandes, and R. Valentí, Effect of magnetic frustration on nematicity and superconductivity in iron chalcogenides, *Nat. Phys.* **11**, 953 (2015).
- [65] P. Wiecki, M. Nandi, A. E. Böhmer, S. L. Bud’ko, P. C. Canfield, and Y. Furukawa, Nmr evidence for static local nematicity and its cooperative interplay with low-energy magnetic fluctuations in FeSe under pressure, *Phys. Rev. B* **96**, 180502 (2017).

SUPPLEMENTAL MATERIALS

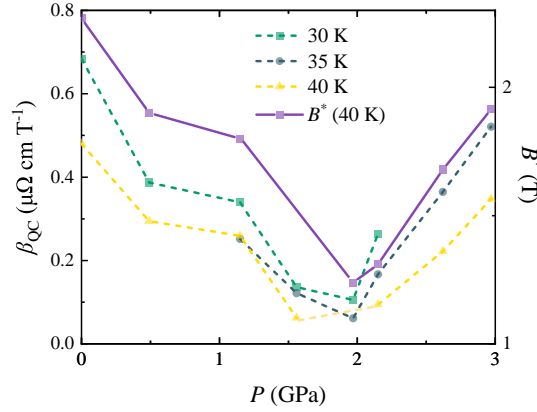


FIG. S1. The dashed lines indicate the values of β_{QC} at different temperatures, while the solid lines represent the intersection points B^* of the linear and quadratic magnetoresistance.

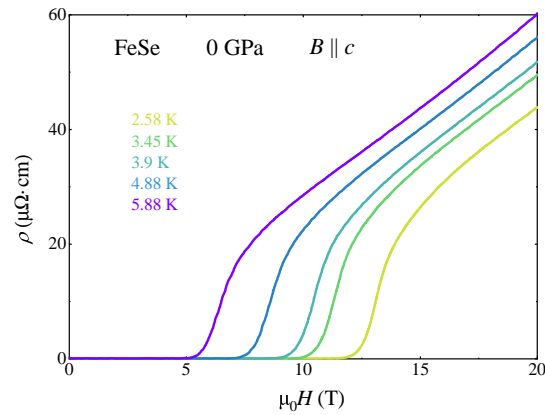


FIG. S2. Resistivity versus applied magnetic field from 0 to 20 T for FeSe at different constant temperatures for $B \parallel c$. In the normal state under high magnetic fields, the $\rho - H$ curves exhibit linear behavior.

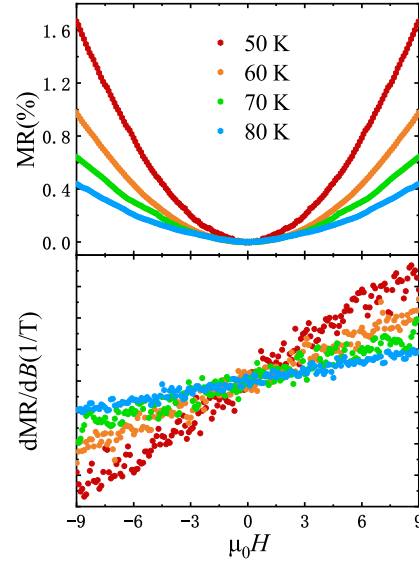


FIG. S3. Magnetic field dependence of $MR = (\rho(H) - \rho(0))/\rho(0)$ and field derivative MR $[d(MR)/dB]$ for H-FeSe single crystals. In the H^+ -intercalated FeSe, where T_S is completely suppressed. Clearly, only containing the quadratic term, MR of the H-FeSe confirms that the H-linear MR is directly related to the nematic order.