

Enhanced Soups for Graph Neural Networks

Joseph Zuber, Aishwarya Sarkar, Joseph Jennings, Ali Jannesari
Iowa State University, Ames, IA, USA
{zubes, asarkar1, jtj9, jannesar}@iastate.edu

Abstract—Graph Neural Networks (GNN) have demonstrated state-of-the-art performance in numerous scientific and high-performance computing (HPC) applications. Recent work suggests that “souping” (combining) individually trained GNNs into a single model can improve performance without increasing compute and memory costs during inference. However, existing souping algorithms are often slow and memory-intensive, which limits their scalability.

We introduce *Learned Souping* for GNNs, a gradient-descent-based souping strategy that substantially reduces time and memory overhead compared to existing methods. Our approach is evaluated across multiple Open Graph Benchmark (OGB) datasets and GNN architectures, achieving up to 1.2% accuracy improvement and 2.1X speedup. Additionally, we propose *Partition Learned Souping*, a novel partition-based variant of learned souping that significantly reduces memory usage. On the ogbn-products dataset with GraphSAGE, partition learned souping achieves a 24.5X speedup and a 76% memory reduction without compromising accuracy.

Index Terms—Graph neural networks, model aggregation, ensembles, model soups

I. INTRODUCTION

Modern applications such as social networks [1], product recommendation systems, climate modeling [2], and traffic prediction [3] are generating increasingly large and complex graphs. Standard deep neural networks (DNNs) struggle to learn from graph structures due to their inability to capture the relational dependencies and topological information intrinsic to graphs. To address these challenges, GNNs have been developed to learn hierarchical representations at both node and graph levels, achieving state-of-the-art performance across various domains, including molecular analysis [4]. The fundamental architecture of GNNs revolves around message-passing, where node representations are iteratively updated by aggregating feature information from immediate neighbors and their extended k-hop neighborhoods. However, as GNNs get deeper, the receptive field expands exponentially, leading to the “neighborhood explosion” problem [5] which significantly amplifies computational and memory requirements. To address this problem, numerous sampling algorithms have been proposed. For instance, GraphSAGE [1] introduces an inductive approach by sampling a fixed-size subset of neighbors during aggregation, thus reducing computational and memory demands. However, designing optimal sampling strategies remains an active area of research [6], [7].

Recent research in GNNs has encountered two primary challenges: enhancing model performance and distributing the training workload in a scalable manner without significantly compromising accuracy. Improving GNN performance has

proven difficult, as studies suggest that simply increasing the depth or width of GNNs may not be effective [8] [9] [10]. On the other hand, GNNs seem to have a complex relationship with the traditional scaling laws [11]. Large graphs require distributed training, which presents a fundamental trade-off between communication overhead and model performance. Communication-intensive approaches maintain high model accuracy by synchronizing gradients and message-passing operations across partitions but suffer from significant latency and bandwidth constraints. On the other hand, zero-communication strategies [12] eliminate synchronization overhead, but often lead to performance degradation due to the loss of inter-partition information flow. Recent works [13]–[15] have explored intermediate strategies, demonstrating that reducing communication can mitigate overhead while preserving much of the model’s predictive performance.

Averaging many independently trained models during training could lead to a more generalized model [16]. Building on this concept, Model Soups [17] introduce various methods for mixing fine-tuned models that share a common pre-trained baseline. The approach involves training multiple model replicas as *ingredients* completely independently and in parallel. Due to their shared architecture and initialization, these ingredients occupy a similar loss landscape, allowing them to be *mixed* (combined) post-training to create a *soup* – a single, superior model that outperforms all its ingredients in performance. This strategy circumvents the overparameterization often associated with traditional model aggregation techniques, such as model ensembles, which can become excessively large and complex, even during inference. Graph Ladling [18] extends this concept to GNNs. By modifying Model Soups’ greedy souping approach for GNNs, they demonstrate that training multiple models independently from the same random parameter initialization can outperform traditional GNN ensemble methods in terms of accuracy, computational time, and memory efficiency.

However, Graph Ladling’s Greedy Interpolated Soup (GIS) relies on an exhaustive linear search for the best interpolation ratio between the current soup and the next ingredient at every iteration. Such an exhaustive search does not scale well as more ingredients are added and graphs become larger, because it requires significant memory to evaluate each ratio on the entire validation set and significant time to test all ratios. To combat these issues, we propose a *gradient-descent* driven approach to optimize the mixing process and further develop how we can optimize the collection of *orthogonal knowledge* from the ingredients to the final soup.

In this work, we address two key research questions and provide an in-depth analysis of GNN model soups, exploring the benefits and limitations of various novel souping strategies across multiple graph benchmark datasets and state-of-the-art architectures. **RQ1:** *Can gradient descent driven souping algorithms outperform traditional greedy interpolation approaches for GNNs?* **RQ2:** *How can we mitigate the intense memory and computational demands imposed by large-scale graphs?*

Our primary contributions are as follows:

- Learned Souping for GNNs (LS), a gradient-descent based souping algorithm adapted from an implementation in LLMs that finds more accurate GNN soups in a fraction of the time compared to state-of-the-art methods.
- Partition Learned Souping (PLS), a partition-learned variant of the LS strategy that can significantly reduce memory usage for very large-scale graphs and low-memory devices.
- An extensive evaluation of LS and PLS using small-scale and large-scale graph benchmark datasets *Flickr*, *Reddit*, *ogbn-arxiv*, *ogbn-products* with multiple GNN architectures *GCN*, *GraphSAGE*, *GAT* to evaluate trade-off in memory usage, training time, and model accuracy under varying graph and model sizes.
- We show that LS achieves 1.2% accuracy improvement and 2.1X speedup on the Reddit dataset with the GAT architecture. PLS achieves 76% reduction in memory usage and a 24.5X speedup on the *ogbn-products* dataset with the GraphSAGE architecture without degrading accuracy.

This paper is structured as follows: Section II covers the background on model soups and their application to GNNs. Section III presents our methodology. The details of the datasets, models, and experiments are given in Section IV. Experimental results are detailed in Section V, followed by a discussion in Section VI. We conclude in Section VII with future work explored in Section VIII. Our code is publicly available on Github¹.

II. BACKGROUND AND RELATED WORKS

In this section, we provide the background knowledge in Distributed GNNs, Model Aggregation, and Model Soups required to understand the context for our approaches.

A. Model Aggregation

Machine learning model aggregation has a history spanning over 30 years, beginning with simple linear combinations of outputs to form the first ensembles [19]. This was followed by the introduction of bootstrap aggregating, or *bagging*, which enhanced ensemble performance by training models on different subsets of the data in parallel, allowing each to *specialize* [20] on. Once trained, these models worked together to create a more robust classifier. Boosting [21] was later proposed that trained models in series, where each model focused on correcting the errors made by the previous ensemble, thereby

teaching it to learn from its mistakes. This later led to the well-known Adaptive Boosting algorithm *AdaBoost* [22].

Interestingly, recent literature has extended the concept of ensembling to GNNs in various ways. For example, some work suggests using GNNs to perform ensembling for traditional DNNs [23]. Specific ensemble techniques have also been developed for GNNs themselves; for instance, [24] demonstrated that a stacking ensemble of Graph Convolutional Networks (GCNs) could significantly improve the performance of computer vision models for Autism Spectrum Disorder diagnosis. In 2021 Open Graph Benchmark’s (OGB) Large Scale Challenge [25], numerous works [26]–[28] leveraged ensemble methods to boost performance on large-scale graph datasets. The winning approach for the node prediction dataset, MAG240M, used a weighted bagging ensemble approach [29], highlighting the potential of model aggregation in advancing GNN research.

[30] proposed serial (GEL) and parallel (P-GEL) ensemble learning methods that utilize boosting techniques as well as a DropNode propagation strategy to train robust GNNs. [31] proposed an efficient framework for GNN ensemble creation by isolating nodes that are difficult to classify, performing model pruning, and utilizing a diversity-performance balance in the ensemble construction process. Additionally, [32] trained ensemble models on randomly sampled subgraphs to promote diversity, using a voting mechanism to determine the final prediction.

However, model ensembles come with significant costs. The time and memory requirements during both training and inference can increase substantially, depending on the implementation and the number of models included in the ensemble. Some ensemble architectures further complicate this issue by requiring sequential rather than parallel training of candidate models or demanding extensive synchronization during distributed training, severely limiting scalability.

B. Model Soups

Model soups mitigate the drawbacks of traditional model ensembles while preserving many of their benefits. Once *ingredients* are trained, *soup*-ing algorithms combine the ingredients’ parameters into a single model. As a result, model soups do not incur any additional time or memory costs during inference. One of the first souping algorithms, *uniform* souping [17], averages the parameters of all ingredients. While occasionally effective, this method suffers from not knowing how each ingredient model performs and whether it benefits the soup. Later, a more effective *greedy* souping algorithm (Algorithm 1) was proposed, which sorts ingredients by validation accuracy and iteratively adds them to the soup if they improve accuracy. The soup’s weights are averaged across the included ingredients at each step. This technique has since gained popularity for fine-tuning Large Language Models (LLMs) [33] and has been applied in domains such as Adversarial Networks [34], [35], LiDAR Segmentation [36], and Image Classification [37], [38].

¹<https://github.com/Zubes01/Enhanced-Soups-for-Graph-Neural-Networks>

Algorithm 1 Greedy Souping

Input: Candidate ingredients $\mathbf{M} = \{M_1, M_2, \dots, M_N\}$
 $\mathbf{M}_{\text{sorted}} \leftarrow \text{SORT}_{\text{ValAcc}}(\mathbf{M})$
 $\text{soup} \leftarrow \{\}$
for $i = 1$ **to** k **do do**
 if $\text{valAcc}(\text{average}(\cup\{M_i\})) \geq$
 $\text{valAcc}(\text{average}(\text{soup}))$ **then**
 $\text{soup} \leftarrow \text{soup} \cup \{M_i\}$
 end if
end for
return $\text{average}(\text{soup})$

Greedy Interpolated Souping (GIS) (Algorithm 2), is an adaptation of Greedy Souping introduced in Graph Ladling [18]. Instead of averaging all ingredients, GIS iterates through a set of interpolation ratios to find the optimal mix between the soup and each new ingredient. Graph Ladling found that GNN-ensemble-level scores could be achieved by training multiple models independently in parallel from the same random initialization and mixing them together using GIS. However, this algorithm relies on an exhaustive search through the interpolation ratios for each ingredient and lacks a mechanism for controlling memory usage. Although traditional minibatching can be utilized with GIS, it further extends the execution time.

Algorithm 2 Greedy Interpolated Souping

Input: Candidate Ingredients $\mathbf{M} = \{M_1, M_2, \dots, M_N\}$,
granularity g
 $\mathbf{M}_{\text{sorted}} \leftarrow \text{SORT}_{\text{ValAcc}}(\mathbf{M})$
 $\text{soup} \leftarrow \mathbf{M}_{\text{sorted}}[0]$
for $i = 1$ **to** K **do**
 for α **in** $\text{linspace}(0, 1, g)$ **do**
 if $\text{valAcc}(\text{interpolate}(\text{soup}, M_i, \alpha)) \geq$
 $\text{valAcc}(\text{soup})$ **then**
 $\text{soup} \leftarrow \text{interpolate}(\text{soup}, M_i, \alpha)$
 end if
 end for
end for

Despite being a relatively new area, model soups are rapidly evolving. [33] found that LLMs could be fine-tuned for several downstream tasks and souped together on the fly to create a personalized LLM. Similarly, [39] found that model interpolation in Federated Learning could enhance both personalization and generalization. To address budget constraints, [40] proposed a souping algorithm using an ensemble approximation method to select the best ingredients. Applying model soups to sparse models, [41] achieved improved performance. To achieve better performance in CLIP, [42] partitioned ingredients into components before mixing them, using an algorithm inspired by Algorithm 1. Additionally, [43] utilized a souping method to generate Lottery Ticket Hypothesis [44] quality models, showing that instant pruning could create fine-tuned ingredients more efficiently. These recent works open up

potential for meaningful integration with GNN training and souping techniques.

III. METHODOLOGY

Our workflow diagram is shown in Fig. 1 and involves training several models concurrently with zero-communication, and then mixing them together. Note that Phase (1) is adapted from the workflow in [18], while our focus is on optimizing performance during Phase (2). In this phase, our Learned Souping and Partition Learned Souping methods *gather* model parameters (“ingredients”) onto a single device and mix them together into a single set of model parameters, similar to a *reduce* operation.

A. Distributed Zero-Communication Ingredients Training

Phase 1 performs a distributed, zero-communication training of the ingredients. The process begins with the user specifying the total number of ingredients N , to be trained. A shared model initialization is performed on the CPU and distributed across all the workers. Each worker receives the model as well as the full graph to perform either minibatch or full-batch training.

To maximize computational resource usage, particularly when the number of ingredients $N > W$ (where W is the number of available workers), a dynamic ingredient training strategy is utilized. Once a worker completes training an ingredient, it immediately begins training the next available ingredient from a shared task queue. This dynamic allocation minimizes idle time across workers and significantly accelerates the ingredient training process. The total training time T_{total} can be approximated as:

$$T_{\text{total}} \approx \frac{N}{W} T_{\text{single}} \quad (1)$$

where T_{single} is the time it takes to train a single ingredient. In an ideal scenario where $N \leq W$, the minimum training time T_{min} simplifies to

$$T_{\text{min}} = \max \{T_{\text{single}_i}\}_{i=1}^N \quad (2)$$

This scenario assumes perfect load balancing and uniform ingredient complexity. However, in practice, variability in ingredient complexity may lead to load imbalances, slightly increasing T_{total} . Despite this, the process remains embarrassingly parallel, as no inter-worker communication is required during training.

B. Learned Souping

Learned Souping, originally introduced for LLMs [17], has not seen widespread use since it requires that all candidate ingredients must be present on the device used for validation. In our work, we adapt this method for GNNs (Algorithm 3), where model sizes are typically much smaller, making it feasible to explore the benefits of Learned Souping in this domain.

The approach introduces a set of interpolation parameters, denoted as α_i^l , for each layer l of the ingredients M_i . These parameters control the contribution of each ingredient to the

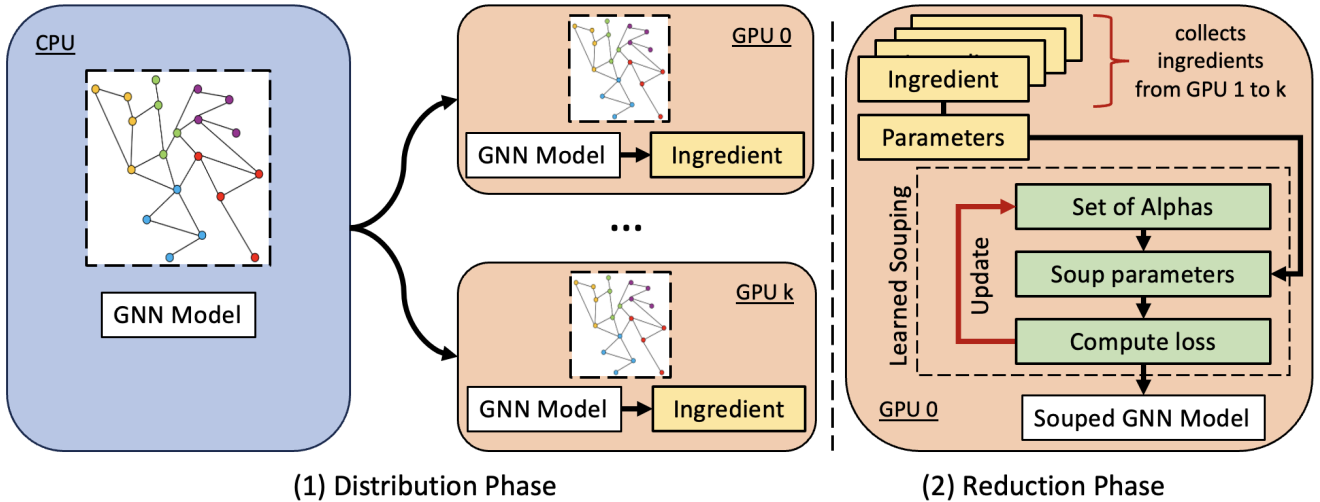


Fig. 1: The workflow of our proposed Model Souping in GNNs where Phase (1) *distributes* an initialized model and graph to separate workers, who train independently, becoming *ingredients* and Phase (2) *reduces* the ingredients by *souping* them into a single model.

final model. Mathematically, for a model with L layers, the weights of the constructed soup at layer l are defined as:

$$W_{\text{soup}}^l = \sum_{i=1}^N \alpha_i^l W_i^l \quad (3)$$

W_i^l represents the weights of the i -th ingredient at layer l , N is the total number of ingredients, and α_i^l are the interpolation parameters. These parameters are initialized and then updated during the training phase.

During training, the soup model W_{soup} is evaluated on the validation set. The loss, $\mathcal{L}(\text{soup}, G)$, is computed based on the predictions of W_{soup} . The goal is to minimize this validation loss by adjusting the interpolation parameters α_i^l through backpropagation. At each step, the loss gradient with respect to the interpolation parameters is computed as follows:

$$\frac{\partial \mathcal{L}(\text{soup}, G)}{\partial \alpha_i^l} \quad (4)$$

The interpolation parameters are updated using Stochastic Gradient Descent (SGD) with a cosine annealing learning rate scheduler. Inspired adversarial networks [45], we use Glorot/Xavier initialization [46] for the model parameters and optimize α_i^l using SGD rather than AdamW commonly used in LLMs. This adaptation ensures compatibility with GNN training dynamics while enhancing performance through fine-tuned learning rate schedules.

In summary, LS treats the interpolation ratios α_i^l as learnable parameters, optimizing them through gradient descent to form a single, well-performing model. This differs from simple averaging, as it adaptively learns the best mixture of ingredients to maximize performance on the validation set.

Algorithm 3 Learned Souping

Input: Candidate Ingredients $\mathbf{M} = \{M_1, M_2, \dots, M_N\}$,
Epochs e ,
Graph G

Initialize Alphas using Normal Xavier Initialization

for $i = 1$ **to** e **do**

Multiply each alpha by its corresponding model's layer,
then add all of these weights together to build the soup.

Soup \leftarrow buildSoup(\mathbf{M} , Alphas)

Generate predictions and calculate loss for the validation
set by using a forward pass through the soup

Loss \leftarrow validationLoss(Soup, G)

Back propagate to update the Alphas

Alphas \leftarrow updateAlphas(Loss, Alphas)

end for

return Soup

C. Partition Learned Souping

We introduce a novel, GNN-focused approach to learned souping called *Partition Learned Souping (PLS)*, designed to reduce the memory requirements of traditional entire-graph learned souping. PLS utilizes partition sampling to optimize memory usage and computational efficiency while maintaining model performance.

PLS begins by partitioning the graph into a set of \mathbf{P} partitions using a partitioning algorithm such as Metis [47], which balances the number of validation nodes across partitions. Formally, the graph G is divided into $\mathbf{P} = \{P_1, P_2, \dots, P_K\}$, where each P_i represents a subgraph. During each epoch, we randomly select R partitions from \mathbf{P} and combine them into a single subgraph, preserving the edges cut during partitioning

to retain the graph’s structural integrity. This subgraph is then used to compute the activations and loss for the learned souping algorithm.

The core training loop of PLS is summarized in Algorithm 4 and visualized in Fig. 2. At each epoch, we form a subgraph G_{sub} by selecting R partitions:

$$G_{\text{sub}} = \bigcup_{j=1}^R P_{s_j}, \quad s_j \in \{1, 2, \dots, K\} \quad (5)$$

$\{s_1, s_2, \dots, s_R\}$ denotes the indices of the selected partitions. The learned soup model is then constructed using interpolation parameters α_i^l , similar to the original learned souping method (Equation 4).

After constructing the soup, the model is evaluated on the validation set of G_{sub} . The loss, $\mathcal{L}(\text{soup}, G_{\text{sub}})$, is computed, and the interpolation parameters α_i^l are updated via backpropagation. The loss gradient for the interpolation parameters is given by:

$$\frac{\partial \mathcal{L}(\text{soup}, G_{\text{sub}})}{\partial \alpha_i^l} \quad (6)$$

This is used to optimize the parameters through an appropriate optimizer. The process is repeated over multiple epochs, gradually refining the soup to maximize its performance. PLS provides greater flexibility in controlling the souping procedure compared to methods like GIS. While GIS relies solely on a single hyperparameter, “granularity”, to adjust the number of interpolation ratios, PLS introduces traditional machine learning controls such as epochs, learning rate, and weight decay, allowing for fine-tuning of the training process. Additionally, the partition selection ratio R/K can be adjusted to control memory usage and training speed, offering a trade-off between resource consumption and model accuracy. In summary, Partition Learned Souping effectively manages memory constraints while retaining high flexibility in the training process, making it a scalable alternative for GNN model souping.

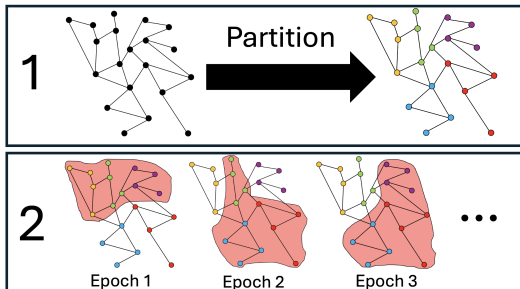


Fig. 2: Partition Learned Soup (1) the graph is partitioned as a preprocessing step. (2), during each epoch of Learned Souping, select R partitions to use for training the Learned Soup.

Algorithm 4 Partition Learned Souping

Input: Candidate Ingredients $\mathbf{M} = \{M_1, M_2, \dots, M_N\}$,
 Epochs e ,
 Graph Partitions $\mathbf{P} = \{P_1, P_2, \dots, P_K\}$,
 Partition Budget R

Initialize Alphas using Normal Xavier Initialization

for $i = 1$ **to** e **do**

 # Select R random partitions, which are then joined together into a subgraph, to train on

 Subgraph \leftarrow partitionSelection(\mathbf{P}, R)

 # Multiply each alpha by its corresponding model’s layer, then add all of these weights together to build the soup.

 Soup \leftarrow buildSoup($\mathbf{M}, \text{Alphas}$)

 # Generate predictions and calculate loss for the subgraph’s validation set by using a forward pass through the soup

 Loss \leftarrow validationLoss(Soup, Subgraph)

 # Back propagate to update the Alphas

 Alphas \leftarrow updateAlphas(Loss, Alphas)

end for

return Soup

D. PLS Partition Ratio

The *PLS Partition Ratio* defines the fraction of partitions selected to construct a subgraph relative to the total number of partitions K into which the graph was divided. For instance, in the GCN model on the Flickr dataset, the graph was partitioned into 32 parts, and during each epoch of PLS, a new subgraph was constructed using 8 randomly selected partitions, yielding a partition ratio of $R/K = 8/32$.

E. Time Complexity

The GIS approach iterates over a set of N ingredients \mathbf{M} and a set of chosen interpolation ratios (IR) set by the granularity parameter g . For each ingredient M_i , the approach performs exactly g forward passes on the entire graph to evaluate the validation performance. Its time complexity is $\mathcal{O}(NgF_v)$ where F_v is the time taken for each model-IR combination to perform a forward pass on the validation set of the entire graph. While straightforward, this approach is computationally intensive, especially for large-scale graphs or high granularity settings.

Conversely, LS and PLS introduce a new optimization by employing gradient descent to iteratively select the most optimal interpolation ratio of the ingredients, avoiding the exhaustive search inherent in GIS. LS uses an iterative process where forward (F) and backward (B) propagations are performed across ingredients and interpolation ratios in parallel with gradient descent. This optimization targets efficient souping of ingredients by adjusting the ratios to minimize a predefined loss function. The time complexity for LS is $\mathcal{O}(e(F_v + B_v))$ where e is the number of iterations (or epochs). This method converges more efficiently to the optimal interpolation ratios than the brute-force GIS approach.

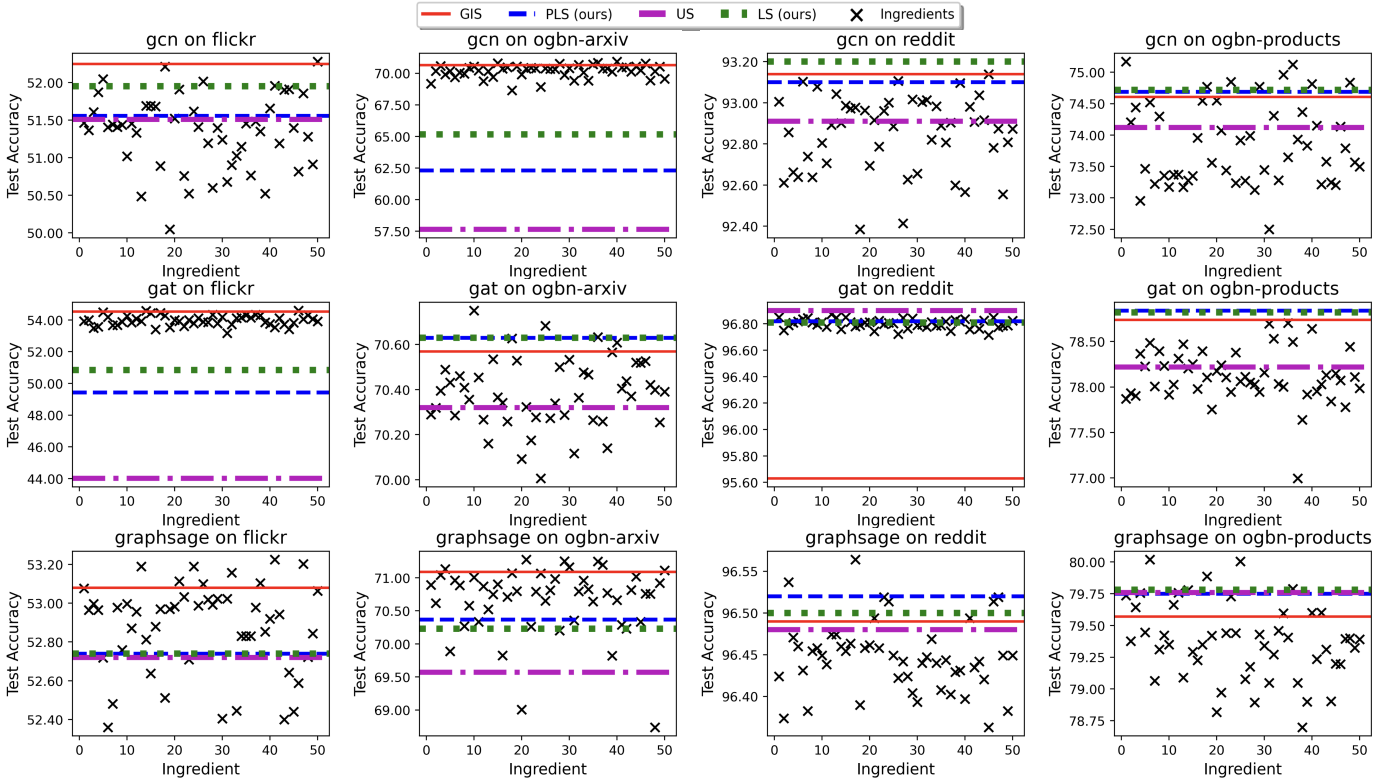


Fig. 3: Comparison of different souping strategies across datasets

PLS, on the other hand, follows a two-fold strategy. It first partitions the graph into K partitions and then randomly selects R partitions during each iteration, adding back their cut edges to form subgraphs. Gradient descent is then performed on these subgraphs, which contain a fraction $\frac{R}{K}$ of the original graph’s nodes, thereby reducing computational overhead. Since partition selection has a time complexity of $\mathcal{O}(R)$, the overall time complexity of PLS is $\mathcal{O}(e(R + F_{v'} + B_{v'}))$ where $F_{v'}$ and $B_{v'}$ are the time taken for forward and backward passes on the subgraphs, respectively, for all $v' \subset v$.

IV. EXPERIMENTS AND ANALYSIS

All experiments were conducted on an AMD EPYC 7413 24-core processor and $8 \times$ NVIDIA A100 GPUs using SXM4 with NVLink, serving as the distributed workers. For our implementation, we utilized Deep Graph Library (DGL) [48] v1.1.2 and PyTorch v2.1.0 with CUDA 12.6 and NCCL 2.20. We evaluate against two existing souping algorithms for GNNs: Uniform Souping (US), an ‘uninformed’ algorithm, and Greedy Interpolated Souping (GIS), an ‘informed’ algorithm. The baselines [18] were originally implemented using Pytorch Geometric (PyG) but to ensure a fair comparison, we re-implemented them in DGL, which offers faster performance and much better memory usage (allowing us to use larger graphs) thanks to kernel fusion.

A. Datasets and Models

We evaluated our proposed souping approaches on four benchmark graph datasets, as listed in Table I. To demonstrate

the versatility of our methods, we tested them across three popular GNN architectures: GraphSAGE [1], GAT [51], and GCN [49]. These models were selected due to their widespread use, relatively small size (enabling quick training of a large number of models), and popularity in GNN model aggregation and ensemble research.

B. Training Setup and Constraints

Each model was trained on all four datasets with hyperparameters tuned, using cross-validation, across various settings, including both minibatching and full-batching. The constraints for training were: (1) the training time for any particular model should be reasonably short (so that 200 models could be trained in time for the experiment), and (2) the required memory must fit within the available CPU and GPU memory. This setup resulted in a diverse set of model architectures, ranging from as small as 1.4 MB (e.g., GCN on ogbn-products) to as large as 230 MB (e.g., GAT on Flickr). Full details on ingredient training hyperparameters are given in our Github repository..

TABLE I: Dataset Details

Dataset	Nodes	Edges	Classes	train/val/test split
Flickr [49]	89.3K	0.9M	7	0.5/0.25/0.25
ogbn-arxiv [50]	169.3K	1.2M	40	0.54/0.18/0.28
Reddit [1]	233K	11.6M	41	0.66/0.1/0.24
ogbn-products [50]	2.4M	61.9M	47	0.1/0.02/0.88

TABLE II: Accuracy across datasets for various GNN models, detailing performance enhancements of our proposed LS and PLS against GIS and US. Best scores are in **bold** and second best scores are double underlined. [Higher is better]

Model	Dataset	Ingredients	US	GIS	LS (ours)	PLS (ours)
GCN	Flickr	51.34 ± 0.60	51.51 ± 0.04	52.25 ± 0.15	<u>51.95 ± 0.09</u>	51.56 ± 0.05
	ogbn-arxiv	70.06 ± 0.60	57.65 ± 0.80	70.64 ± 0.13	<u>65.17 ± 1.68</u>	62.32 ± 0.68
	Reddit	92.85 ± 0.16	92.91 ± 0.01	<u>93.14 ± 0.01</u>	93.20 ± 0.03	93.10 ± 0.03
	ogbn-products	73.93 ± 0.57	74.12 ± 0.08	74.61 ± 0.13	74.72 ± 0.13	<u>74.69 ± 0.24</u>
GAT	Flickr	54.00 ± 0.33	44.01 ± 0.23	54.53 ± 0.21	<u>50.85 ± 0.10</u>	49.43 ± 0.67
	ogbn-arxiv	70.37 ± 0.16	70.32 ± 0.03	<u>70.57 ± 0.05</u>	70.63 ± 0.07	70.63 ± 0.07
	Reddit	95.49 ± 0.06	96.90 ± 0.01	95.63 ± 0.03	<u>96.81 ± 0.03</u>	<u>96.82 ± 0.02</u>
	ogbn-products	78.54 ± 0.27	78.22 ± 0.07	78.74 ± 0.11	<u>78.82 ± 0.03</u>	78.84 ± 0.02
GraphSAGE	Flickr	52.85 ± 0.23	52.72 ± 0.03	53.08 ± 0.03	<u>52.74 ± 0.04</u>	<u>52.74 ± 0.03</u>
	ogbn-arxiv	70.54 ± 0.49	69.57 ± 0.25	71.09 ± 0.16	70.23 ± 0.29	<u>70.37 ± 0.28</u>
	Reddit	96.45 ± 0.04	96.48 ± 0.01	<u>96.49 ± 0.02</u>	<u>96.50 ± 0.01</u>	96.52 ± 0.02
	ogbn-products	79.33 ± 0.31	<u>79.76 ± 0.05</u>	79.57 ± 0.096	79.78 ± 0.04	<u>79.75 ± 0.05</u>

TABLE III: Comparison of time taken (in seconds) by LS and PLS with GIS and US (baseline) across various GNN models and four datasets. Best times are in **bold** and second best times are double underlined. [Lower is better]

Model	Dataset	US	GIS	LS (ours)	PLS (ours)
GCN	Flickr	8.36 ± 2.69	19.12 ± 0.03	<u>9.61 ± 5.22</u>	17.24 ± 5.53
	ogbn-arxiv	7.27 ± 3.38	28.63 ± 0.04	<u>25.65 ± 5.65</u>	<u>25.05 ± 5.00</u>
	Reddit	4.76 ± 0.31	326.76 ± 0.09	<u>65.01 ± 5.22</u>	267.01 ± 5.20
	ogbn-products	8.95 ± 3.93	437.37 ± 0.45	88.82 ± 4.79	<u>34.61 ± 4.99</u>
GAT	Flickr	<u>197.48 ± 8.92</u>	738.63 ± 0.44	350.05 ± 4.37	122.15 ± 5.89
	ogbn-arxiv	8.57 ± 2.97	114.27 ± 0.34	<u>37.78 ± 4.56</u>	57.75 ± 4.45
	Reddit	14.92 ± 0.53	292.73 ± 1.26	137.36 ± 4.09	<u>38.33 ± 4.51</u>
	ogbn-products	48.38 ± 2.01	696.47 ± 2.46	533.60 ± 5.87	<u>70.28 ± 4.36</u>
GraphSAGE	Flickr	1.81 ± 2.93	18.25 ± 0.01	<u>3.60 ± 5.25</u>	5.43 ± 5.24
	ogbn-arxiv	1.86 ± 2.88	39.73 ± 0.45	30.17 ± 5.20	<u>19.20 ± 5.21</u>
	Reddit	5.57 ± 0.14	240.99 ± 0.02	28.92 ± 3.58	<u>16.83 ± 5.22</u>
	ogbn-products	6.13 ± 3.04	522.97 ± 0.57	32.90 ± 4.89	<u>21.37 ± 5.05</u>

C. Souping Methods and Hyperparameter Selection

We trained 50 ingredients for each combination of model, dataset, and souping method, and reported the results as the average of 4 soups. In total, over 2400 models were trained for these experiments. For LS and PLS, hyperparameters were selected by randomly splitting the validation set for training and validating the soup. These hyperparameters, along with the granularity used for GIS, are given in our Github repository.

V. RESULTS

In this section, we present our results and highlight our successes in terms of accuracy, time, and memory usage.

A. Accuracy

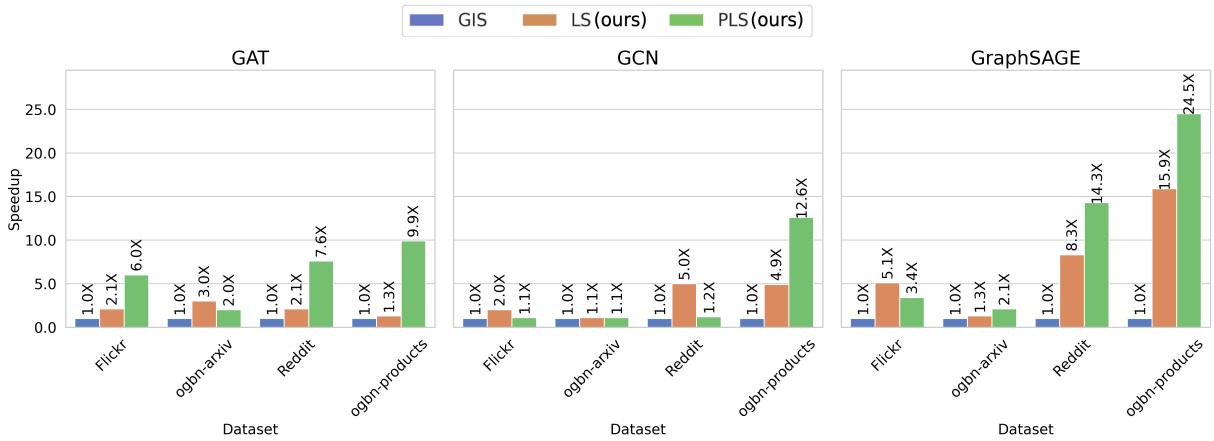
In Table II and Fig. 3, we show that LS matches or outperforms the state-of-the-art GIS approach in both Reddit and ogbn-products for all three architectures. The most notable accuracy gain is on Reddit with GAT, where PLS beats GIS by 1.2%. This is attributed to the inherent benefits of learned souping’s layer-wise and holistic interpolation strategy. Unlike GIS, which determines interpolation ratios for entire model ingredients, LS optimizes its ratios at the layer level for each ingredient. Additionally, LS considers the weights and ratios of all model’s interpolation ratios at once instead of tuning them independently. PLS outperforms LS in GAT on Reddit and ogbn-products, and in GraphSAGE on ogbn-arxiv and Reddit due to its partition selection strategy that mimics minibatching. This introduces regularization and helps in generalizing the soups mixed by PLS.

Small graphs. We observe that our worst performance is on small datasets (Flickr and ogbn-arxiv), particularly in cases where there is significant variation in the performance of individual ingredients. We believe that this is due to the difficulty LS faces in zeroing out the interpolation ratios of poorly performing ingredients while simultaneously maximizing those of the best-performing ones. This is because as the poor-performing ingredients’ interpolation ratios near zero, the gradients they produce also shrink considerably, and the softmax function is not able to assign a zero to the interpolation ratio. On ogbn-arxiv with GCN, we observed that GIS often discarded all ingredients except for the one with the highest validation performance. Such a selective strategy is challenging for LS to replicate, as it tends to treat ingredients more equitably during the interpolation process. Fig. 3 shows the performance of the soups compared to the performance of their respective ingredients on the test set.

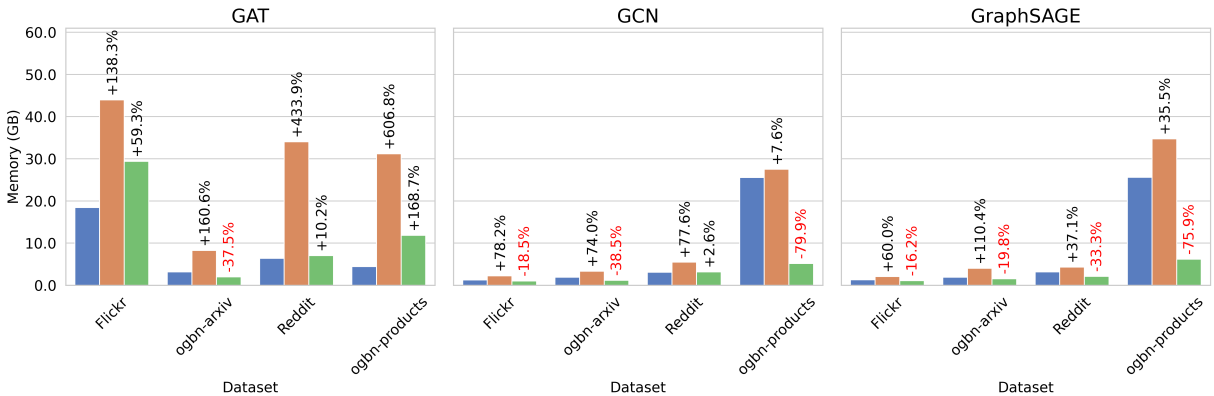
The uninformed Uniform Souping (US) strategy consistently performed the worst across all datasets and models, except for GAT on Reddit, where it managed to obtain the best score. This is because GAT on Reddit’s ingredients were all well-performing and uncharacteristically similar (the standard deviation between them was 0.06%, the smallest of any ingredient set’s test performance). This caused the informed methods to overfit, leaving US with the highest accuracy.

B. Time

Table III and Figure 4a show that both LS and PLS achieve faster mixing times than GIS across all datasets



(a) Relative Speedup [Higher is better]



(b) Relative Memory Usage [Lower is better]

Fig. 4: Performance comparison showing (a) Relative Speedup and (b) Relative Memory Usage.

and architectures. The highest speedup is observed with the GraphSAGE model on the ogbn-products dataset, where PLS achieves a $24.5\times$ speedup while utilizing 76% less memory. This aligns with expectations, as the exhaustive search through interpolation ratios for each model in GIS is inherently more time-consuming compared to the gradient-descent-based learning in LS and PLS. Although PLS achieves faster souping more often, it occasionally requires additional time to reach convergence compared to LS.

Note that the uninformed Uniform Souping (US) strategy nearly always performs best here. This is because, as an uninformed strategy, it does not consider performance on the validation set and only requires taking an average of all of the ingredients’ weights. However, as discussed previously, this often results in a significant penalty to accuracy when compared to informed strategies such as GIS, LS, or PLS.

C. Memory

In Figure 4b, we show the memory impact of LS and PLS. LS demonstrates the highest memory footprint across all 12 dataset-architecture combinations. The relative impact that LS has on memory usage correlates quite well with the number of layers in the model. In contrast, PLS significantly

reduces memory usage, achieving the lowest across all datasets for GraphSAGE. The most substantial memory reduction is observed with GCN on ogbn-products, where PLS achieves a 79.86% reduction in memory usage while also delivering a $12.35\times$ speedup without compromising accuracy.

Note that we chose not to include Uniform Souping in this memory usage comparison because Uniform Souping is a completely performance-blind souping algorithm. It does not require any forward passes of the model, meaning that memory usage can be ridiculously low, but as we saw in Table II, this comes at the cost of much worse performance on average.

VI. DISCUSSION

In this section, we explore the findings from our investigations and address each of the research questions raised previously.

A. Can gradient descent driven souping algorithms outperform traditional greedy interpolation approaches for GNNs?

Our results show that gradient descent-driven souping algorithms could outperform greedy interpolation across several model architectures and datasets. As datasets scale, the performance gains from gradient descent-driven souping become

more substantial as observed in the Reddit and ogbn-products datasets, where LS outperformed greedy interpolation. Secondly, model size – specifically the hidden dimension, seems to be an influential factor. This can be seen with the case of GAT on ogbn-arxiv, where a smaller hidden size compared to the other architectures seems to have resulted in a better performance by the learned souping approaches. Despite being faster and more accurate, gradient descent-driven souping presents unique challenges. Optimizing interpolation ratios across layers is non-trivial, with loss landscapes characterized by numerous local minima. This makes both LS and PLS sensitive to hyperparameter settings. Through rigorous cross-validation, we identified hyperparameter settings that achieved speed and performance trade-off. We observed significant performance variability when hyperparameters deviated slightly from these optimal values. Future research could explore techniques like minibatching to stabilize training and mitigate sensitivity. We also observed that relatively large base learning rates often yielded the best results. This likely arises from the ability of larger learning rates to expedite the shrinking of less relevant interpolation ratios toward zero, promoting model sparsity and efficiency. Nevertheless, overfitting remains a reasonable concern, as highlighted in [45]. Standard techniques to combat overfitting, such as early stopping, may prove valuable in refining learned souping methods.

B. Can we somehow offset the intense memory and time requirements imposed by large graphs?

Our PLS approach reduces memory usage by up to 79.9% and leads to speedups of up to 24.5X, while maintaining comparable accuracy, compared to the greedy interpolated strategy.

PLS relies on the ratio R/K , where K is the total number of graph partitions, and R is the number of partitions selected in each epoch. Our experiments show that as model size decreases, the memory reduction achieved by PLS increasingly aligns with this ratio. This is because all models occupy GPU memory, regardless of graph size.

The R/K ratio has interesting implications. Although similar ratios yield comparable memory reductions, they do not always guarantee equivalent performance. When R and K are small, the limited combinations of partitions restrict the variety of subgraphs used in each epoch, leading to degraded performance. In the extreme case of $R = 1$, only 1 partition is selected and no cut edges are used, resulting in information loss.

The number of possible subgraphs is given by the binomial coefficient: $\binom{K}{R}$. For $R = 1$, this simplifies to K , meaning we have only K possible subgraphs, never utilizing the cut edges. Our experiments show that this limited choice can degrade performance by up to 2–3%.

The objective is to choose values of K and R that are large enough to ensure a unique subgraph in each epoch (i.e., $e \ll \binom{K}{R}$) while keeping R low to avoid high runtime costs. We found that a practical choice is $R = 8$ and $K = 32$, which results in over ten million possible subgraphs. This large

number of combinations ensures a diverse set of subgraphs throughout training, even over a few hundred epochs.

We find that by using a practical R/K ratio, we can reduce memory usage by roughly the same ratio and obtain massive speedups without compromising accuracy.

VII. CONCLUSION

In this work, we introduce Learned Souping, a *gradient descent* driven model souping algorithm to the field of Graph Neural Networks. Our investigations reveal that Learned Souping outperforms the state-of-the-art GNN souping algorithm across multiple models and large-scale datasets. We also introduce a novel Partition Learned Souping approach which significantly reduces the memory cost compared to Learned Souping without degrading performance. Both souping methods also significantly reduce the time required to perform souping. We show that Learned Souping reaches an impressive 1.2% accuracy gain and 2.1X speedup on the Reddit dataset with the GAT architecture. We also show that the Partition Learned Souping approach achieves a memory reduction of 76% and a 24.5X speedup on the ogbn-products dataset with the GraphSAGE architecture without degrading accuracy. These approaches could be key to extending the performance of Graph Neural Networks without the need to build large and computationally expensive ensembles.

VIII. FUTURE WORK

There needs to be a better understanding of the relation between learned souping and traditional gradient descent approaches. It is possible that many existing tools we have developed for Machine Learning are not well suited for the task of mixing model parameters together. Perhaps methods could be used to more easily “drop-out” poor performing ingredients and help to mitigate the issues faced when using soups on smaller graph datasets. There is also a possibility that the notion of diversity which is known so well in the field of model ensembles could be useful for the preparation of soups.

REFERENCES

- [1] W. L. Hamilton, R. Ying, and J. Leskovec, “Inductive representation learning on large graphs,” 2018.
- [2] R. Lam, A. Sanchez-Gonzalez, M. Willson, P. Wirsnberger, M. Fortunato, F. Alet, S. Ravuri, T. Ewalds, Z. Eaton-Rosen, W. Hu, A. Merose, S. Hoyer, G. Holland, O. Vinyals, J. Stott, A. Pritzel, S. Mohamed, and P. Battaglia, “Graphcast: Learning skillful medium-range global weather forecasting,” 2023.
- [3] S. Lan, Y. Ma, W. Huang, W. Wang, H. Yang, and P. Li, “DSTAGNN: Dynamic spatial-temporal aware graph neural network for traffic flow forecasting,” in *Proceedings of the 39th International Conference on Machine Learning*, ser. Proceedings of Machine Learning Research, K. Chaudhuri, S. Jegelka, L. Song, C. Szepesvari, G. Niu, and S. Sabato, Eds., vol. 162. PMLR, 17–23 Jul 2022, pp. 11906–11917. [Online]. Available: <https://proceedings.mlr.press/v162/lan22a.html>
- [4] Y. Wang, Z. Li, and A. Barati Farimani, *Graph Neural Networks for Molecules*. Springer International Publishing, 2023, p. 21–66. [Online]. Available: http://dx.doi.org/10.1007/978-3-031-37196-7_2
- [5] H. Zeng, H. Zhou, A. Srivastava, R. Kannan, and V. Prasanna, “Graphsaint: Graph sampling based inductive learning method,” *arXiv preprint arXiv:1907.04931*, 2019.
- [6] M. F. Balin and Ümit V. Çatalyürek, “Layer-neighbor sampling – defusing neighborhood explosion in gnns,” 2023.

- [7] D. Zou, Z. Hu, Y. Wang, S. Jiang, Y. Sun, and Q. Gu, "Layer-dependent importance sampling for training deep and large graph convolutional networks," 2019.
- [8] A. Jaiswal, P. Wang, T. Chen, J. F. Rousseau, Y. Ding, and Z. Wang, "Old can be gold: Better gradient flow can make vanilla-gcns great again," 2022.
- [9] G. Li, M. Müller, B. Ghanem, and V. Koltun, "Training graph neural networks with 1000 layers," 2022.
- [10] K. Zhou, X. Huang, D. Zha, R. Chen, L. Li, S.-H. Choi, and X. Hu, "Dirichlet energy constrained learning for deep graph neural networks," 2021.
- [11] J. Kaplan, S. McCandlish, T. Henighan, T. B. Brown, B. Chess, R. Child, S. Gray, A. Radford, J. Wu, and D. Amodei, "Scaling laws for neural language models," 2020.
- [12] M. Ramezani, W. Cong, M. Mahdavi, M. T. Kandemir, and A. Sivasubramanian, "Learn locally, correct globally: A distributed algorithm for training graph neural networks," 2022.
- [13] A. Sarkar, S. Ghosh, N. R. Tallent, and A. Jannesari, "Massivegcn: Efficient training via prefetching for massively connected distributed graphs," in *2024 IEEE International Conference on Cluster Computing (CLUSTER)*. IEEE, 2024, pp. 62–73.
- [14] L. Hoang, R. B. Brufau, K. Ding, and B. Wu, "Batchgcn: Efficient cpu-based distributed gcn training on very large graphs," *arXiv preprint arXiv:2306.13814*, 2023.
- [15] T. Kaler, N. Stathas, A. Ouyang, A.-S. Iliopoulos, T. B. Schardl, C. E. Leiserson, and J. Chen, "Accelerating training and inference of graph neural networks with fast sampling and pipelining," *arXiv preprint arXiv:2110.08450*, 2021.
- [16] P. Izmailov, D. Podoprikin, T. Garipov, D. Vetrov, and A. G. Wilson, "Averaging weights leads to wider optima and better generalization," 2019.
- [17] M. Wortsman, G. Ilharco, S. Y. Gadre, R. Roelofs, R. Gontijo-Lopes, A. S. Morcos, H. Namkoong, A. Farhadi, Y. Carmon, S. Kornblith, and L. Schmidt, "Model soups: averaging weights of multiple fine-tuned models improves accuracy without increasing inference time," 2022.
- [18] A. Jaiswal, S. Liu, T. Chen, Y. Ding, and Z. Wang, "Graph ladling: Shockingly simple parallel gcn training without intermediate communication," 2023.
- [19] D. H. Wolpert, "Stacked generalization," *Neural Networks*, vol. 5, no. 2, pp. 241–259, 1992. [Online]. Available: <https://www.sciencedirect.com/science/article/pii/S0893608005800231>
- [20] L. Breiman, "Bagging predictors," *Machine Learning*, vol. 24, pp. 123–140, 1996. [Online]. Available: <https://api.semanticscholar.org/CorpusID:47328136>
- [21] Y. Freund and R. E. Schapire, "A decision-theoretic generalization of on-line learning and an application to boosting," *Journal of Computer and System Sciences*, vol. 55, no. 1, pp. 119–139, 1997. [Online]. Available: <https://www.sciencedirect.com/science/article/pii/S002200009791504X>
- [22] —, "A short introduction to boosting," 1999. [Online]. Available: <https://api.semanticscholar.org/CorpusID:9621074>
- [23] Z. Hu, J. Zhang, H. Wang, S. Liu, and S. Liang, "Leveraging relational graph neural network for transductive model ensemble," in *Proceedings of the 29th ACM SIGKDD Conference on Knowledge Discovery and Data Mining*, ser. KDD '23. New York, NY, USA: Association for Computing Machinery, 2023, p. 775–787. [Online]. Available: <https://doi.org/10.1145/3580305.3599414>
- [24] Y. Wang, J. Liu, Y. Xiang, J. Wang, Q. Chen, and J. Chong, "Mage: Automatic diagnosis of autism spectrum disorders using multi-atlas graph convolutional networks and ensemble learning," *Neurocomputing*, vol. 469, pp. 346–353, 2022. [Online]. Available: <https://www.sciencedirect.com/science/article/pii/S0925231221011048>
- [25] W. Hu, M. Fey, H. Ren, M. Nakata, Y. Dong, and J. Leskovec, "Ogb-lsc: A large-scale challenge for machine learning on graphs," 2021.
- [26] E. E. Kosasih, J. Cabezas, A. Sumba, P. Bielak, K. Tagowski, K. Idanwekhai, B. A. Tjandra, and A. R. Jamasb, "On graph neural network ensembles for large-scale molecular property prediction," 2021.
- [27] R. Addanki, P. W. Battaglia, D. Budden, A. Deac, J. Godwin, T. Keck, A. Sanchez-Gonzalez, J. Stott, S. Thakoor, and P. Veličković, "Large-scale node classification with bootstrapping," 2021.
- [28] S. Thakoor, C. Tallec, M. G. Azar, M. Azabou, E. L. Dyer, R. Munos, P. Veličković, and M. Valko, "Large-scale representation learning on graphs via bootstrapping," 2023.
- [29] Y. Shi, Z. Huang, W. Li, W. Su, and S. Feng, "R-unimp: Solution for kddcup 2021 mag240m-lsc," 2021.
- [30] Q. Lin, S. Yu, K. Sun, W. Zhao, O. Alfarrarj, A. Tolba, and F. Xia, "Robust graph neural networks via ensemble learning," *Mathematics*, vol. 10, no. 8, 2022. [Online]. Available: <https://www.mdpi.com/2227-7390/10/8/1300>
- [31] A. Nagarajan, J. R. Stevens, and A. Raghunathan, "Efficient ensembles of graph neural networks," in *Proceedings of the 59th ACM/IEEE Design Automation Conference*, ser. DAC '22. New York, NY, USA: Association for Computing Machinery, 2022, p. 187–192. [Online]. Available: <https://doi.org/10.1145/3489517.3530416>
- [32] W. Wei, M. Qiao, and D. Jadav, "Gnn-ensemble: Towards random decision graph neural networks," 2023.
- [33] J. Jang, S. Kim, B. Y. Lin, Y. Wang, J. Hessel, L. Zettlemoyer, H. Hajishirzi, Y. Choi, and P. Ammanabrolu, "Personalized soups: Personalized large language model alignment via post-hoc parameter merging," 2023.
- [34] F. Croce, S.-A. Rebuffi, E. Shelhamer, and S. Goyal, "Seasoning model soups for robustness to adversarial and natural distribution shifts," 2023.
- [35] B. Yang, H. Zhang, C. Li, and J. Wang, "Adversarial example soups: averaging multiple adversarial examples improves transferability without increasing additional generation time," 2024.
- [36] O. Wasfy, S. Basiony, and M. Torki, "Enhancing lidar semantic segmentation using model soups: Aiccsa23," 11 2023.
- [37] R. C. Maron, A. Hekler, S. Haggemüller, C. von Kalle, J. S. Utikal, V. Müller, M. Gaiser, F. Meier, S. Hobelsberger, F. F. Gellrich, M. Sergon, A. Hauschild, L. E. French, L. Heinzerling, J. G. Schlager, K. Ghoreschi, M. Schlaak, F. J. Hilke, G. Poch, S. Korsing, C. Berking, M. V. Heppit, M. Erdmann, S. Haferkamp, D. Schadendorf, W. Sondermann, M. Goebeler, B. Schilling, J. N. Kather, S. Fröhling, D. B. Lipka, E. Kriehoff-Henning, and T. J. Brinker, "Model soups improve performance of dermoscopic skin cancer classifiers," *European Journal of Cancer*, vol. 173, pp. 307–316, 2022. [Online]. Available: <https://www.sciencedirect.com/science/article/pii/S0959804922004129>
- [38] C. Liao, T. Tsiligkaridis, and B. Kulis, "Descriptor and word soups: Overcoming the parameter efficiency accuracy tradeoff for out-of-distribution few-shot learning," 2023.
- [39] M. Chen, M. Jiang, Q. Dou, Z. Wang, and X. Li, "Fedsoup: Improving generalization and personalization in federated learning via selective model interpolation," 2023.
- [40] T. Menes and O. Risser-Maroux, "Radix: Souping on a budget," 2024.
- [41] M. Zimmer, C. Spiegel, and S. Pokutta, "Sparse model soups: A recipe for improved pruning via model averaging," 2024.
- [42] H. Fassold, "Do the frankenstein, or how to achieve better out-of-distribution performance with manifold mixing model soup," 2023.
- [43] A. Jaiswal, S. Liu, T. Chen, Y. Ding, and Z. Wang, "Instant soup: Cheap pruning ensembles in a single pass can draw lottery tickets from large models," 2023.
- [44] J. Frankle and M. Carbin, "The lottery ticket hypothesis: Finding sparse, trainable neural networks," 2019.
- [45] B. Huang, "Adversarial learned soups: neural network averaging for joint clean and robust performance," Ph.D. dissertation, Massachusetts Institute of Technology, 2023.
- [46] X. Glorot and Y. Bengio, "Understanding the difficulty of training deep feedforward neural networks," in *Proceedings of the Thirteenth International Conference on Artificial Intelligence and Statistics*, ser. Proceedings of Machine Learning Research, Y. W. Teh and M. Titterton, Eds., vol. 9. Chia Laguna Resort, Sardinia, Italy: PMLR, 13–15 May 2010, pp. 249–256. [Online]. Available: <https://proceedings.mlr.press/v9/glorot10a.html>
- [47] G. Karypis and V. Kumar, "Metis—a software package for partitioning unstructured graphs, partitioning meshes and computing fill-reducing ordering of sparse matrices," 01 1997.
- [48] M. Wang, D. Zheng, Z. Ye, Q. Gan, M. Li, X. Song, J. Zhou, C. Ma, L. Yu, Y. Gai, T. Xiao, T. He, G. Karypis, J. Li, and Z. Zhang, "Deep graph library: A graph-centric, highly-performant package for graph neural networks," 2020.
- [49] T. N. Kipf and M. Welling, "Semi-supervised classification with graph convolutional networks," 2017.
- [50] W. Hu, M. Fey, M. Zitnik, Y. Dong, H. Ren, B. Liu, M. Catasta, and J. Leskovec, "Open graph benchmark: Datasets for machine learning on graphs," 2021.
- [51] P. Veličković, G. Cucurull, A. Casanova, A. Romero, P. Liò, and Y. Bengio, "Graph attention networks," 2018.