

HALURust: Exploiting Hallucinations of Large Language Models to Detect Vulnerabilities in Rust

Yu Luo

University of Central Missouri
Warrensburg, MO, USA
yuluo@ucmo.edu

Han Zhou

University of Missouri-Kansas City
Kansas City, MO, USA
hzb4f@umkc.edu

Mengtao Zhang

University of Missouri-Kansas City
Kansas City, MO, USA
mengtaozhang@umkc.edu

Dylan De La Rosa

Texas A&M University
College Station, TX, USA
ddelarosa5@leomail.tamuc.edu

Hafsa Ahmed

University of Missouri-Kansas City
Kansas City, MO, USA
habnz@umkc.edu

Weifeng Xu

The University of Baltimore
Baltimore, MD, USA
wxu@ubalt.edu

Dianxiang Xu

University of Missouri-Kansas City
Kansas City, MO, USA
dxu@umkc.edu

Abstract—As an emerging programming language, Rust has rapidly gained popularity and recognition among developers due to its strong emphasis on safety. It employs a unique ownership system and safe concurrency practices to ensure robust safety. Despite these safeguards, security in Rust still presents challenges. Since 2018, 442 Rust-related vulnerabilities have been reported in real-world applications. The limited availability of data has resulted in existing vulnerability detection tools performing poorly in real-world scenarios, often failing to adapt to new and complex vulnerabilities. This paper introduces HALURust, a novel framework that leverages hallucinations of large language models (LLMs) to detect vulnerabilities in real-world Rust scenarios. HALURust leverages LLMs’ strength in natural language generation by transforming code into detailed vulnerability analysis reports. The key innovation lies in prompting the LLM to always assume the presence of a vulnerability. If the code sample is vulnerable, the LLM provides an accurate analysis; if not, it generates a hallucinated report. By fine-tuning LLMs on these hallucinations, HALURust can effectively distinguish between vulnerable and non-vulnerable code samples. HALURust was evaluated on a dataset of 81 real-world vulnerabilities, covering 447 functions and 18,691 lines of code across 54 applications. It outperformed existing methods, achieving an F1 score of 77.3%, with over 10% improvement. The hallucinated report-based fine-tuning improved detection by 20% compared to traditional code-based fine-tuning. Additionally, HALURust effectively adapted to unseen vulnerabilities and other programming languages, demonstrating strong generalization capabilities.

Index Terms—Software vulnerability, large language model, hallucination, common vulnerabilities and exposures

1. Introduction

Rust’s design strategically focuses on safety and performance, targeting the elimination of common programming errors that lead to security vulnerabilities and system crashes. Its robust memory safety protocols and inherent defenses against data races demonstrate a strong commitment to security [1], significantly boosting its popularity. Despite these safeguards, security in Rust is not without its challenges. According to the Common Vulnerabilities and Exposures (CVE) database [2], there have been 442 reported Rust-related vulnerabilities in real-world applications since 2018. Notably, in 2023, a severe vulnerability was discovered in Cargo, Rust’s package manager [3]. This flaw involved Cargo’s mishandling of ‘umask’ settings during the extraction of crate archives on UNIX-like systems, which inadvertently permitted local users to modify the source code of these archives. Such modifications could lead to unauthorized code execution upon compilation and execution of the altered crates, highlighting a critical oversight in Rust’s ecosystem. This gap between Rust’s theoretical robustness and its practical vulnerabilities underscores the urgent need for effective vulnerability detection tools specifically tailored for Rust, to ensure continuous security enhancements and address emerging threats effectively.

Most existing research on Rust’s safety primarily targets identifying safety-related bugs through various methods. For instance, Rudra [4], Safedrop [5], and MirChecker [6] use static analysis, while Fidelius Charm [7] and TRust [8] utilize the ‘unsafe’ keyword methods. Crichton et al. [9], [10] explore Rust’s ownership mechanisms to enforce safe practices and manage memory and concurrency. Although these approaches effectively identify certain bugs and enforce safe programming practices, they are limited in detecting new, complex vulnerabilities that don’t follow predefined patterns and require significant manual effort, which can be prone to human error.

In contrast, the adoption of deep learning (DL) for vulnerability detection in Rust is gaining traction due to its superior pattern recognition and adaptability to emerging vulnerabilities. Rustspot [11] utilizes DL techniques, while Yuga [12] applies pattern-matching algorithms, and RustHorn [13] employs constrained Horn clauses (CHCs) for detecting vulnerabilities in Rust. Additionally, some language-agnostic methods [14]–[16] employ Graph Neural Networks (GNNs) to enhance vulnerability detection. Moreover, the increasing use of large language models (LLMs) has further enhanced these capabilities. Models like CodeBERT [17] and ChatGPT [18] are being used in various studies [19]–[22] to automate the detection of vulnerabilities across a broad range of complexities and scopes.

Although these automated approaches offer significant advantages for detecting vulnerabilities in Rust, they still encounter several challenges as follows:

- **Limited Data.** Data quality and diversity are essential for effective pretraining and fine-tuning of AI models [23]. As an emerging language with a strong emphasis on security, Rust presents challenges in gathering substantial and real vulnerability data. The limited availability of extensive and varied datasets hampers the models’ capability to accurately detect vulnerabilities. Although Le et al. [20] contribute a dataset containing 90 vulnerable functions and 350 vulnerable lines, these are derived from just 31 CVE records. This means that despite the good volume of samples, they represent only 31 distinct vulnerabilities. Moreover, treating individual functions as separate vulnerable samples may not always be appropriate, as vulnerabilities often span multiple functions. This issue highlights that the availability of correct and comprehensive Rust vulnerability data is currently limited, impacting the development of effective vulnerability detection models.
- **Limited Approaches.** Due to the limited availability of accurate and comprehensive Rust vulnerability data, there are relatively few methods specifically tailored for detecting vulnerabilities in this language. Most research in this area relies on empirical analyses to draw conclusions about bug or vulnerability detection in Rust. For instance, Qin et al. [24], Xu et al. [25], and Zheng et al. [26] have provided insights into the memory-safety issues associated with Rust, contributing to the ongoing development and refinement of the language. However, despite the prevalence of language-agnostic deep-learning-based approaches for vulnerability detection, there is a noticeable lack of research that discusses or adapts these methods specifically for Rust.
- **Narrow Focus.** Current approaches to vulnerability detection in Rust often exhibit a narrow focus, typically concentrating on a limited range of vulnerability types. This narrow scope results in poor scalability, making it challenging to adapt these methods to complex or emerging vulnerabilities. Furthermore, most of these approaches tend to offer only binary outcomes (vulnerable

or non-vulnerable), without providing insights into the specific types of vulnerabilities present. This limitation reduces their effectiveness for detailed debugging and accurately pinpointing various vulnerabilities, thereby restricting their utility in comprehensive security analyses and remediation efforts.

- **Poor Performance.** Existing vulnerability detection approaches in Rust often suffer from poor performance. Le et al. [20] conducted empirical experiments on real-world Rust vulnerability detection and demonstrated that two state-of-the-art methods, employing CodeBERT and ChatGPT, achieved F1 scores of less than 50%. In contrast, many DL-based language-agnostic approaches report achieving over 90% accuracy in detecting vulnerabilities. However, Chakraborty et al. [27] evaluated multiple state-of-the-art deep learning-based techniques in real-world vulnerability prediction scenarios and reported a performance decline exceeding 50%. Further, Ullah et al. [28] conclude that state-of-the-art LLMs are not yet ready to be used for vulnerability detection. These findings underscore the challenges that current methods face in consistently and accurately identifying vulnerabilities in Rust code under practical conditions.

This paper aims to address the challenges encountered in detecting vulnerabilities within Rust code. In particular, our contributions are as follows:

- We have developed a Rust vulnerability dataset based on 81 CVE records from real-world applications, covering 44 different Common Weakness Enumerations (CWEs) [29]. For each CVE record, we extract all vulnerability-related functions as a single vulnerable sample, and the corresponding fix code as a non-vulnerable sample. In total, this dataset includes 447 functions and 18,691 lines of code, spanning 54 different programs.
- We propose HALURust, a novel framework that leverages hallucinations of LLMs to detect vulnerabilities in real-world Rust scenarios. In the context of language models, “hallucination” refers to the generation of incorrect or misleading information that the model presents as factual. While many studies [30]–[32] focus on mitigating hallucinations, HALURust uniquely leverages this “bad” characteristic to its advantage. Specifically, we prompt the LLM to assume that every code sample contains a vulnerability. For vulnerable code, this assumption is a truth, leading the LLM to generate an accurate analysis report. For non-vulnerable code, the assumption becomes a lie, resulting in a hallucinated report. By fine-tuning LLMs on both real and hallucinated reports, HALURust can detect hallucinations in the report, thereby achieving differentiation between vulnerable and non-vulnerable code samples.
- HALURust employs multiple LLMs, including GPT-3.5 Turbo [33], GPT-4o [34], Llama3 [35], Mistral [36], and Codellama [37] to produce vulnerability analysis reports, which expands the

range of text-based report data available for model training. To avoid overfitting caused by hallucinations that are easily learned by the same model during training, these reports are then used to fine-tune a different LLM, Gemma-7b [38], aiming to improve the model’s ability to accurately identify vulnerabilities. An ablation study has demonstrated the superior performance of fine-tuning with report formats over direct code formats in vulnerability detection.

- We evaluated HALURust on a diverse range of real-world code samples. The empirical findings indicate that HALURust surpasses existing state-of-the-art methods, achieving the highest accuracy of 77.4% and F1 scores of 77.3%, which represents an improvement of over 10%. Furthermore, the innovative hallucinated report-based fine-tuning method increased detection performance by 20% compared to traditional code-based fine-tuning. Additionally, when applied to unseen types of vulnerabilities, HALURust also demonstrated commendable performance, achieving an accuracy of approximately 65%.

The remainder of this paper is organized as follows. Section 2 reviews related work; Section 3 describes vulnerabilities in Rust; Section 4 introduces the architecture of HALURust for vulnerability detection; Section 5 presents the experiment results; Section 6 discusses the threats to validity; Section 7 concludes this paper.

2. Related Work

The majority of existing research on Rust’s safety primarily focuses on identifying safety-related bugs. Rudra [4] analyzes all packages hosted in the Rust package registry to detect memory safety bugs on a large scale across the Rust ecosystem. Safedrop [5] targets invalid memory deallocation, leveraging a modified Tarjan algorithm for scalable path-sensitive analysis combined with a cache-based strategy to detect such bugs. MirChecker [6] employs static analysis on Rust’s Mid-level Intermediate Representation (MIR) to detect potential runtime crashes and memory-safety errors. Fidelius Charm [7] and TRust [8] use the ‘unsafe’ keyword to isolate potentially unsafe Rust code, thereby reducing the volume of code that could lead to memory safety issues. Additionally, Crichton et al. [9], [10] explore Rust’s ownership mechanisms to safely and efficiently manage memory and concurrency, aiming to mitigate the risks of commonly encountered bugs and vulnerabilities in systems programming.

Various advanced methods are employed to ensure Rust’s safety. Rustspot [11] employs ML techniques to detect memory-safety bugs in Rust’s binary code. Yuga [12] enhances bug identification through rapid pattern-matching algorithms and field-sensitive alias analysis. RustHorn [13] advances the verification of Rust programs for functional correctness by transforming them into constrained horn clauses (CHCs). RustBelt [39] provides the first formal and machine-checked safety proof for a language representing a realistic subset of Rust, while RustHornBelt [40] extends this work by giving first-order logic (FOL) specifications to safe APIs implemented with

unsafe code. Additional studies [24], [41], [42] analyze how unsafe code is used in practice and the purpose of unsafe code to enhance Rust’s safety.

The rising popularity of large language models (LLMs) has also expanded the possibilities for vulnerability detection, automating the identification of vulnerabilities across diverse scenarios. Le et al. [20] utilize models such as CodeBERT [17] and ChatGPT [18] to identify vulnerabilities at both the line and function levels in Rust code. Cheshkov et al. [19] and Zhang et al. [22] have effectively used ChatGPT, with the latter enhancing detection performance through strategic prompt engineering. Moreover, Pearce et al. [21] have assessed the effectiveness of various LLMs in addressing software vulnerabilities. Ullah et al. [28] applied various prompt engineering techniques, including task-oriented and role-oriented prompts, with both zero-shot and few-shot settings, to evaluate LLMs for vulnerability detection.

Another aspect of related work is the exploration of controlling hallucinations in LLMs. Yao et al. [43] argued that hallucinations can sometimes be beneficial rather than problematic, depending on the context in which they are used. Sui et al. [44] highlighted that hallucinations are useful for producing narrative-rich and coherent outputs, especially in scenarios that require storytelling or creative improvisation. ProMaC [45] also leverages hallucinations by expanding plausible contexts and iteratively refining prompts for segmentation tasks, showing that hallucinations can play a constructive role in enhancing task-specific performance. On the other hand, several studies [46]–[48] focus on understanding the impact of hallucinations and developing mitigation techniques.

3. Vulnerability in Rust

As a modern language that balances high performance with robust security features, Rust ensures safety through its unique ownership system and stringent compile-time checks that help prevent common programming errors. The ownership system enforces strict rules on how data is managed in memory. Every piece of data has a clear owner, and its lifetime is explicitly tied to the scope of that owner, ending when the owner goes out of scope. Additionally, Rust’s borrowing mechanism allows other parts of the code to temporarily access data without assuming full ownership. This structure not only prevents data races and dangling references but also maintains the integrity of data handling throughout the program’s execution.

Despite these comprehensive safeguards, vulnerabilities in Rust can still occur, particularly when developers need to bypass the compiler’s strict safety guarantees. Rust provides the ‘unsafe’ keyword to allow developers to perform low-level operations or optimize performance by manually managing memory and other system resources. These ‘unsafe’ blocks open the door to potential risks such as undefined behaviors and memory safety bugs. Empirical studies [5], [26] have explored potential vulnerabilities by examining unsafe API usage and the characteristics of disclosed vulnerabilities within the Rust ecosystem.

Based on the nature of the vulnerabilities and the aspects of system security they impact, we have categorized all CWEs present in our dataset into the following four groups, as detailed in table 1.

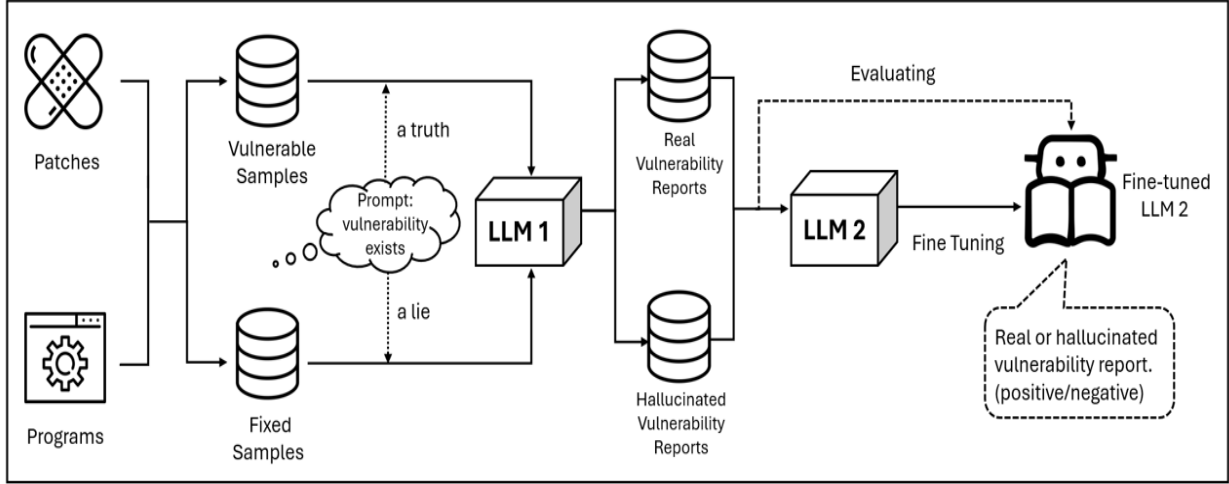


Figure 1. The Architecture of HALURust for Predicting Vulnerabilities in Rust

TABLE 1. CATEGORIES OF CWE

Category	CWEs
Memory Safety	CWE-119, CWE-125, CWE-131 CWE-190, CWE-191, CWE-415 CWE-416, CWE-475, CWE-665 CWE-787, CWE-824, CWE-908
Input Validation	CWE-020, CWE-022, CWE-059 CWE-079, CWE-088, CWE-113 CWE-134, CWE-200, CWE-203 CWE-287, CWE-288, CWE-346 CWE-427, CWE-444
Concurrency Issue	CWE-276, CWE-362, CWE-400 CWE-617, CWE-662, CWE-674 CWE-668, CWE-703, CWE-770
Security Handling	CWE-248, CWE-252, CWE-347 CWE-670, CWE-682, CWE-701 CWE-754, CWE-755, CWE-758

- **Memory-safety Vulnerability.** Memory safety vulnerabilities typically arise from improper handling of memory operations, including allocation, deallocation, and access. These mishandlings can lead to critical issues such as buffer overflows, memory leaks, or use-after-free errors. For example, CWE-119 involves the improper restriction of operations within the bounds of a memory buffer. This occurs when a program writes outside the boundaries of an allocated buffer, potentially leading to code execution or denial of service. Similarly, CWE-416 refers to use-after-free errors, which occur when a program continues to use a pointer after it has been freed, leading to potential crashes or code execution.
- **Input Validation Vulnerability.** Input validation vulnerabilities occur when a program fails to properly validate or sanitize input from users or other external sources. This oversight can lead to various security issues, including injection attacks, buffer overflows, and information disclosure. For example, CWE-113 involves improper neutralization of CRLF sequences in HTTP headers. This occurs when input is improperly sanitized, allowing at-

tackers to manipulate HTTP headers.

- **Concurrency Vulnerability.** Concurrency issues arise when multiple threads or processes access shared resources without proper synchronization, leading to race conditions, deadlocks, and other unpredictable behaviors. For example, CWE-362 refers to concurrent execution using shared resources with improper synchronization ('Race Condition'). This involves multiple threads or processes accessing shared resources without proper synchronization, leading to race conditions.
- **Security Handling Vulnerability.** Security handling vulnerabilities involve improper implementation of security features, leading to potential bypass of security controls, exposure of sensitive data, and other security failures. For example, CWE-701 involves improper initialization of variables or states, leading to undefined behavior.

4. Methodology

Figure 1 shows the architecture of HALURust for predicting vulnerabilities in Rust code by leveraging historical data from the Common Vulnerabilities and Exposures (CVE) dataset across three steps:

- **Step 1.** For each CVE record, we systematically extract the patch associated with the reported vulnerability. This patch provides critical information including the affected program version, the specific files impacted, and segments of both vulnerable and fixed code. Utilizing this data, we identify the relevant program version and precisely locate the files containing vulnerabilities. We further extract entire functions that encompass the vulnerable code segments to construct a vulnerable sample. Correspondingly, functions containing the fixed code are extracted as a non-vulnerable sample.
- **Step 2.** Continuing from the initial data preparation, we prompt LLMs to generate vulnerability analysis reports. In the prompt, we make a

critical assumption: each code sample contains a vulnerability, regardless of whether it was originally identified as vulnerable or non-vulnerable. This approach allows LLMs to produce detailed reports for each sample, attempting to identify and analyze any vulnerabilities present. For samples that truly contain vulnerabilities, the prompt aligns with reality, and the LLM generates accurate vulnerability analyses. However, for non-vulnerable samples, the prompt becomes a lie, leading the LLM to produce reports on non-existent vulnerabilities, which we refer to as hallucinated vulnerability reports.

- **Step 3.** These generated reports, comprising both real and hallucinated vulnerability reports, serve as intermediate textual representations for further analysis. We divide these reports into two datasets: one for fine-tuning and the other for evaluation. To avoid the bias where an LLM can easily identify hallucinated features it generated itself, we use these samples to fine-tune a different LLM. This new model differentiates between reports that accurately describe real vulnerabilities and those that erroneously report vulnerabilities where none exist. For each new sample, the classification outcome of its report determines its status: if the report is identified as a real vulnerability report, then the sample is considered vulnerable. Conversely, if the report is classified as a hallucinated vulnerability report, indicating the analysis of non-existent vulnerabilities, the sample is deemed non-vulnerable.

The details of each step are further elaborated as follows.

4.1. Data Preparation

Data preparation involves an extensive extraction and categorization process based on the CVE dataset. Each CVE record, which contains data about known vulnerabilities, includes information about the associated patch detailing the software version, the specific files affected, and the code segments that are vulnerable and have been fixed. List 1 displays a CVE record [49] created in 2018 with the ID CVE-2018-1000657. It identifies a buffer overflow vulnerability in the Rust standard library's 'VecDeque::reserve()' function, which affects Rust versions starting from the stable release 1.3.0. This vulnerability could potentially allow arbitrary code execution, although no proof-of-concept exploit has been published. The vulnerability was rectified in versions starting from stable release 1.22.0 onwards.

CVE-2018-1000657

--
Description:

Rust Programming Language Rust standard library version stable release 1.3.0 and later contains a Buffer Overflow vulnerability in std::collections::vec_deque::VecDeque::reserve() function that can result in Arbitrary code execution, but no proof-of-concept exploit is currently published. This vulnerability appears to have been fixed after the stable release 1.22.0 and later.

```
--
src/liballoc/vec_deque.rs
--
@@ -558,7 +558,7 @@ impl<T> VecDeque<T> {
    .and_then(|needed_cap| needed_cap.
        checked_next_power_of_two())
    .expect("capacity overflow");
-    if new_cap > self.capacity() {
+    if new_cap > old_cap {
        self.buf.reserve_exact(used_cap,
            new_cap - used_cap);
        unsafe {
            self.handle_cap_increase(old_cap)
        };
    }
}
```

Listing 1. CVE-2018-1000657

Specifically, the vulnerability is located in the file 'src/liballoc/vec_deque.rs' within the Rust standard library. This file contains the implementation of the 'VecDeque' data structure. The vulnerability arises in the 'VecDeque::reserve()' function, where the original code contains a conditional statement if 'new_cap > self.capacity()' marked by a pink line starting with '-'. This statement checks whether the newly calculated capacity 'new_cap' for a 'VecDeque' exceeds its current capacity. However, if there is a discrepancy between the logical capacity (what the code believes is allocated) and the physical capacity, such handling of the capacity check is flawed and could potentially lead to a buffer overflow. To rectify this issue, the patch modifies the conditional check to 'if new_cap > old_cap', highlighted by a green line starting with '+'. This change ensures that 'new_cap' is compared against the previous capacity 'old_cap', rather than the VecDeque's current capacity 'self.capacity()'. This change addresses the risk of a buffer overflow by properly managing the conditions under which the VecDeque's capacity is increased.

Vulnerable Sample:

```
pub fn reserve(&mut self, additional: usize) {
    let old_cap = self.cap();
    let used_cap = self.len() + 1;
    let new_cap = used_cap.checked_add(
        additional)
        .and_then(|needed_cap| needed_cap.
            checked_next_power_of_two())
        .expect("capacity overflow");
    if new_cap > self.capacity() {
        self.buf.reserve_exact(used_cap, new_cap
            - used_cap);
        unsafe {
            self.handle_cap_increase(old_cap);
        }
    }
}
```

Non-vulnerable Sample:

```
pub fn reserve(&mut self, additional: usize) {
    let old_cap = self.cap();
    let used_cap = self.len() + 1;
    let new_cap = used_cap.checked_add(
        additional)
        .and_then(|needed_cap| needed_cap.
            checked_next_power_of_two())
        .expect("capacity overflow");
    if new_cap > old_cap {
        self.buf.reserve_exact(used_cap, new_cap
            - used_cap);
        unsafe {
            self.handle_cap_increase(old_cap);
        }
    }
}
```

Listing 2. Generated Samples on CVE-2018-1000657

However, while the patch outlines the changes from vulnerable to fixed code, it lacks detailed declarations such as that of ‘old_cap’, as well as other structural information critical for comprehensive static analysis and fine-tuning LLMs. These models require a deep understanding of the function structure and interrelationships within the software. To address this, we systematically track specific versions of the program and combine all related functions into a single, informative sample. List 2 illustrates how we generate two distinct samples based on the CVE record: a vulnerable sample containing only the problematic code and a non-vulnerable sample containing only the corrected code. The vulnerable function ‘reserve’ triggers a buffer overflow by comparing ‘new_cap’ with the current capacity ‘self.capacity()’, whereas in the fixed version, the comparison is made against ‘old_cap’, ensuring safer capacity management.

This approach effectively generates one vulnerable and one non-vulnerable sample from each CVE record, establishing a comprehensive dataset for further analysis and model training. Notably, in the example provided, the patch resolves the vulnerability by modifying a single function. However, more intricate patches might address vulnerabilities through changes spanning multiple interconnected functions. As a result, each sample in our dataset could consist of one or more functions, along with any relevant global variables. This flexibility indicates that the inputs for HALURust are not confined to a single function but could include multiple functions, a class, or even an entire code segment. This versatility enhances HALURust’s capability to handle complex and varied software security scenarios.

4.2. Reports Generation

In real-world software development, vulnerable code can significantly vary in length, span multiple functions or classes, and relate to different project scenarios. These variations present significant challenges for the detection of security vulnerabilities through static analysis, particularly in the context of emerging programming languages where available data is limited. Furthermore, Chakraborty et al. [27] assess several state-of-the-art deep-learning-based analysis methods in actual vulnerability prediction scenarios and report a performance decrease of over 50%. Ullah et al. [28] concluded that directly using LLMs to detect vulnerabilities from code input does not yield significant effectiveness.

Capacity Check:

The function is comparing new_cap against self.capacity(). However, self.capacity() returns the current buffer capacity, which might not have been updated yet. This can result in a mismatch between the actual buffer size and what is checked before allocating more space. If the buffer is already too small but self.capacity() inaccurately reports a larger size (due to a previous reallocation issue, for example), then no new allocation will occur, and further writes could overflow the buffer.

Unchecked Assumption:

The unsafe block assumes that old_cap is valid for handling the buffer reallocation, but if the comparison (new_cap > self.capacity()) fails due to an outdated or inaccurate capacity, then you could end up using memory space that hasn’t been properly allocated, causing a buffer overflow.

Listing 3. The Real Vulnerability Report

To address these challenges, we harness the robust capabilities of LLMs to transform complex code data into text-based report formats. List 3 shows a real vulnerability report generated by GPT-4o, analyzing the vulnerable sample from list 2. This report not only accurately identifies the comparison of ‘new_cap’ against ‘self.capacity()’ as a potential cause of buffer overflow but also explains the flawed logic in the capacity calculation that leads to the vulnerability. In contrast, list 3 displays a hallucinated vulnerability report analyzing the non-vulnerable sample from list 2. It suggests that ‘self.handle_cap_increase(old_cap)’ is called without any visible checks, while in reality, an if condition checks ‘new_cap’ against ‘old_cap’ to ensure proper memory allocation.

Generally, the report format can specify and localize complex code details within a constrained scope, offering clear conclusions and pinpointing specific code sections with supporting evidence for comprehensive analysis. The subsequent classification task can be accomplished by assessing the reasonableness and alignment of the statements and evidence presented in the reports. Our approach operates under the assumption that each sample in our dataset exhibits a vulnerability. The process is structured into three steps: (1) design custom prompts specific to each scenario, (2) utilize multiple LLMs to analyze each sample and generate comprehensive reports, and (3) assign a binary label (positive or negative) to each sample.

Unchecked unsafe block:

The unsafe block in the function is calling self.handle_cap_increase(old_cap) without any visible checks. Since Rust’s unsafe code bypasses some of the language’s safety guarantees (like memory safety), it is crucial to ensure that handle_cap_increase is implemented safely. If this function contains unsafe memory handling (e.g., incorrect pointer manipulation or improper use of allocations), it could lead to vulnerabilities such as memory corruption, undefined behavior, or use-after-free issues.

Listing 4. The Hallucinated Vulnerability Report

Prompts. To facilitate the interaction with LLMs for producing informative and accurate reports, we apply three different techniques, task-oriented (TO) [50], role-oriented (RO) [51], and CO-STAR [52], ranging from simple to complex, and demonstrate in subsequent experiments how different prompts generate varying vulnerability reports that impact model performance.

A TO prompt provides clear instructions for a specific task that the LLM must perform. It focuses the model’s output towards achieving a well-defined goal. List 5 shows the TO prompt used in HALURust, which instructs the model to perform a comprehensive analysis of Rust code

suspected of containing vulnerabilities and to generate a concise technical report with a word limit of 500. Notably, for vulnerable samples, the context is the description derived from each CVE record, which guides the report to accurately address real vulnerabilities and ensures correct labeling for subsequent training. For non-vulnerable samples, where a vulnerability is assumed, the context highlights the absence of detailed project information or historical issues, emphasizing the need for a thorough and focused review of the Rust code to uncover potential vulnerabilities. In testing samples, the latter context is used to maintain fairness across evaluations.

```
The Rust code is suspected to have a
vulnerability, but no specific project
details or past issues are known.
OR CVE description.
Perform a comprehensive analysis of the Rust
code, aiming to identify sections that are
most likely to contain critical
vulnerabilities. The goal is to thoroughly
scan the entire codebase and provide a
detailed technical report, with a word limit
of 500 words, highlighting potential
vulnerabilities.
```

Listing 5. The Task-Oriented Prompt

An RO prompt assigns a specific role to the LLM to guide its output, helping the model adopt a particular perspective and improving contextual relevance. List 6 shows the RO prompt used in HALURust. Based on the TO prompt, the model is instructed to act as a "Rust security expert" and perform a comprehensive analysis of the code to identify potential vulnerabilities.

```
The Rust code is suspected to have a
vulnerability, but no specific project
details or past issues are known.
OR CVE description.
I want you to act as a Rust security expert and
perform a comprehensive analysis of the Rust
code, aiming to identify sections that are
most likely to contain critical
vulnerabilities. The goal is to thoroughly
scan the entire codebase and provide a
detailed technical report, with a word limit
of 500 words, highlighting potential
vulnerabilities.
```

Listing 6. The Role-Oriented Prompt

CO-STAR, a widely used prompt framework, ensures that all key aspects influencing an LLM's response are meticulously considered, yielding more tailored and impactful outcomes. The constructed prompt, as illustrated in list 7, encompasses six critical aspects.

```
#Context#
The Rust code is suspected to have a
vulnerability, but no specific project
details or past issues are known. This
absence of context necessitates a
comprehensive and focused review to identify
the most significant security concern,
covering a wide range of common
vulnerabilities in Rust.
OR CVE description.
#Objective#
The objective is to perform a detailed scan of
the entire code to pinpoint the section most
likely to contain a critical vulnerability.
#Style#
```

```
Request a detailed analysis in a technical
report format. The report should focus
exclusively on the most significant
vulnerable code snippet, annotated with
comments that explain why this section is
particularly problematic.
#Tone#
Adopt a professional and investigative tone,
reflecting the systematic approach required
to uncover and document the most critical
vulnerability.
#Audience#
The intended audience is people who have a good
understanding of Rust and are familiar with
common vulnerabilities. The report should
provide insights that are technically
thorough yet accessible to these
professionals.
#Response#
The response should be a structured report that
focuses solely on the most critical
vulnerability identified, with a word limit
of 500 words. It should only provide a
clear description of the vulnerability and
its location in the code. The report should
not include any recommendations for
mitigation, impact, conclusion, or
suggestion.
```

Listing 7. The CO-STAR Prompt

- **Context** - Same as the context in TO and RO prompts, ensuring correct labeling.
- **Objective** - The objective is to perform a detailed scan of the entire code to identify the section most likely to contain a critical vulnerability. This includes generating hallucination vulnerabilities for non-vulnerable samples for analysis purposes and providing accurate analyses for vulnerable samples.
- **Style** - The report is required to adopt a technical format, focusing exclusively on significant vulnerabilities and including annotations that explain why these code snippets are deemed vulnerable. This is designed to facilitate the analysis of the relationships among the vulnerability, the vulnerable code, and the explanations provided, enhancing the model's ability to predict reasonableness.
- **Tone** - A professional and investigative tone is set up, appropriate for systematic examination to uncover and document vulnerabilities within the code.
- **Audience** - The intended audience consists of professionals familiar with Rust and its common vulnerabilities, requiring a presentation that is both technically thorough and accessible. This approach not only facilitates the AI models' ability to distinguish between actual vulnerabilities and hallucinations in the reports but also ensures that the content is easily understandable and useful for human experts.
- **Response** - The response should be a structured report focused on identifying and describing the most critical vulnerability, with a word limit of 500 words. It will exclude recommendations for mitigation, implications of the vulnerability, or any conclusions beyond the identification and description of the vulnerability itself. Including additional

content could detract from the clarity and focus required for subsequent analysis by AI models.

LLMs for Report Generation. We utilize five distinct LLMs to generate vulnerability analysis reports. The models selected for this task are GPT-3.5 Turbo [33], GPT-4o [34], Llama3 [35], Mistral [36], and Codellama [37] each known for their robust performance across multiple benchmark datasets. GPT-3.5 Turbo and GPT-4o are known for their rapid response capabilities and high accuracy. It excels in generating detailed and contextually relevant content quickly. Llama3 stands out for its ability to adapt to various linguistic contexts, making it especially effective at producing clear and reliable reports from complex technical data. Mistral is adept at crafting coherent, long-form content, maintaining precision and clarity in extended narratives essential for detailed vulnerability analysis. Codellama is designed to assist with coding and programming tasks by providing solutions, explanations, and error analysis to enhance productivity and efficiency in software development.

Labels. Labeling samples is essential for the supervised fine-tuning of an LLM, as these labels provide critical information that the model leverages to learn the specified tasks. Reports derived from vulnerable samples that detail real vulnerabilities are labeled as ‘positive’, while reports based on fixed samples, which include hallucinated vulnerabilities, are labeled as ‘negative’.

4.3. Fine-tune LLMs

Before fine-tuning LLMs, the dataset is divided into two subsets: one for fine-tuning the LLM and the other for evaluation purposes. To enhance the diversity and improve the generalizability of the dataset employed during fine-tuning, we utilize cosine similarity [53] as a measure. This metric is defined in Equation 1, where \mathbf{U} and \mathbf{W} are encoded vectors of two samples, \cdot represents the dot product, and $\|\cdot\|$ denotes the magnitude of a vector. These encoded vectors are derived using the pre-trained model Codellama [37].

$$\text{sim}(\mathbf{U}, \mathbf{W}) = \frac{\mathbf{U} \cdot \mathbf{W}}{\|\mathbf{U}\| \|\mathbf{W}\|} \quad (1)$$

Algorithm 1 outlines the process for selecting a diverse subset of samples from a dataset S , where $\text{sim}()$ calculates the cosine similarity between two vectors, and $E()$ encodes a sample into a vector using Codellama. The selection proportion p dictates the fraction of the original set S to be included in the subset S' . Initially, S' is empty. All samples in S are encoded and stored in a dictionary ‘Dict’ to avoid redundant encoding. A random sample x is chosen from S , added to S' , and removed from S . The selection continues in a while loop, which executes until the size of S' reaches p times the initial size of S . Within each iteration of the loop, the algorithm initializes ‘min_sim’ to 1 and ‘candidate’ to null. For each sample s in S , it computes the cosine similarity between the vector of the most recently added sample to S' and the vector of s . If this similarity is less than ‘min_sim’, ‘min_sim’ is updated to this new similarity value, and ‘candidate’ is updated to s . After each iteration, the identified ‘candidate’ is added to S' and removed from

Algorithm 1 Diverse Sample Selection

Require: Set of samples S , Cosine_similarity function $\text{sim}()$, Encoder $E()$, Select proportion p
Ensure: Diverse subset S'

```

1:  $S' \leftarrow \emptyset$ 
2:  $\text{Dict} \leftarrow (\{s : E(s)\} \mid s \in S)$ 
3: Randomly select  $x$ , where  $x \in S$ 
4:  $S' \leftarrow S' \cup \{x\}$ 
5:  $S \leftarrow S \setminus \{x\}$ 
6: while  $|S'| < p \times |S|$  do
7:    $\text{min\_sim} \leftarrow 1$ 
8:    $\text{candidate} \leftarrow \text{null}$ 
9:   for  $s \in S$  do
10:     $\text{similarity} \leftarrow \text{sim}(\text{Dict}[S'[-1]], \text{Dict}[s])$ 
11:    if  $\text{similarity} < \text{min\_sim}$  then
12:       $\text{min\_sim} \leftarrow \text{similarity}$ 
13:       $\text{candidate} \leftarrow s$ 
14:    end if
15:  end for
16:   $S' \leftarrow S' \cup \text{candidate}$ 
17:   $S \leftarrow S \setminus \{\text{candidate}\}$ 
18: end while
19: return  $S'$ 

```

S , ensuring no sample is considered more than once. The process repeats until the desired proportion of samples is selected.

The selected samples with binary labels serve as training data for fine-tuning. To avoid fine-tuning the same LLM used for report generation, which could lead to overfitting due to certain features being easier to learn, we use a different LLM, Gemma-7B [38]. This process employs the Low-Rank Adaptation (LoRA) method [54], which specifically targets the q_{proj} and v_{proj} parameters to adjust the model architecture minimally while maximizing learning efficiency from the new data.

LoRA essentially modifies the weight matrix of a neural network by adding a low-rank update. Given an original weight matrix $W \in \mathbb{R}^{d \times k}$, LoRA decomposes the update into two smaller matrices, $A \in \mathbb{R}^{d \times r}$ and $B \in \mathbb{R}^{r \times k}$, where $r \ll d, k$. The effective weight after adaptation is given by:

$$W' = W + AB$$

This approach reduces the number of trainable parameters significantly, as it focuses on learning the low-rank components, making the process efficient for fine-tuning large models without altering the entire architecture.

The fine-tuning utilizes a cosine learning rate scheduler that begins at a learning rate of 1×10^{-6} and incorporates a weight decay of 1×10^{-4} to prevent overfitting. Training is managed with a small batch size of 2, an approach complemented by gradient accumulation over 2 steps. This strategy is designed to balance the computational demands with the limited memory capacity typically available, enabling the indirect handling of larger batches. Additionally, the training incorporates mixed precision techniques (FP16) [55] to enhance computational efficiency.

The remaining samples are used to evaluate the fine-tuned LLM. For classification, the model predicts each

sample as either positive or negative, with correct predictions matching the ground truth labels.

5. Experiment

We utilized three distinct prompts to engage LLMs in generating reports through Ollama [56] and Python 3.12.3 [57]. Additionally, we fine-tuned the Gemma-7B model using Pytorch v2.2.0 [58], Transformers v4.39.3 [59], and LLaMA-Factory [60]. Our experiments were conducted on a multi-core server equipped with four Tesla V100S-PCIE GPUs. To evaluate the performance of HALURust, we employed common metrics such as accuracy, precision, recall, and the F1 score. These metrics are derived from the counts of true positives (TP), true negatives (TN), false positives (FP), and false negatives (FN). Accuracy is calculated as the proportion of correctly predicted samples (both positive and negative) out of the total samples, expressed as $(TP+TN)/(TP+TN+FP+FN)$. Precision denotes the ratio of correctly predicted positive samples to all predicted positive samples, i.e., $TP/(TP+FP)$. Recall is the fraction of actual positive samples that are correctly identified, i.e., $TP/(TP+FN)$. The F1 score, which is the harmonic mean of precision and recall, serves as a balanced measure of model performance, calculated as $2 * (precision * recall) / (precision + recall)$. Collectively, these metrics provide a comprehensive evaluation of the effectiveness of a vulnerability detection model by capturing different aspects of its performance.

We employed 5 rounds of sample selection on the dataset of each experiment, allocating 80% of the samples for fine-tuning LLMs and the remaining 20% for evaluation. The initial epoch for each experiment was set at 350. If the accuracy and loss values were satisfactory after 350 epochs, we stopped the training. Otherwise, we continued with further training. Our reported evaluation metrics are based on the geometric mean with the maximum upward and downward deviations across the 5 selections.

5.1. Dataset

TABLE 2. THE RUST DATASET

#CVE Records	#Functions	LOC	#CWEs	#Programs
81	447	18,691	44	54

All samples in our dataset are derived from real-world applications, as detailed in table 2. The dataset includes data extracted from 81 CVE records, encompassing 447 functions and 18,691 lines of code across 54 different programs. Collectively, these samples encompass 44 different types of CWEs, with detailed counts presented in table 3. Notably, memory-related issues such as Improper Restriction of Operations within the Bounds of a Memory Buffer (CWE-119), Uncontrolled Resource Consumption (CWE-400), and Use After Free (CWE-416) are among the most frequently occurring vulnerabilities. Details about each specific CVE record, including the ID, CWE type, program, and reference, are provided in table 8 and 9 in Appendix A. The dataset and source code for reproduction are available at [61].

TABLE 3. NUMBERS OF DIFFERENT CWEs

CWEs	Num.	CWEs	Num.	CWEs	Num.
CWE-020	4	CWE-252	2	CWE-665	1
CWE-022	2	CWE-276	1	CWE-668	1
CWE-059	2	CWE-287	1	CWE-670	2
CWE-079	1	CWE-288	1	CWE-674	1
CWE-088	1	CWE-346	1	CWE-682	2
CWE-113	1	CWE-347	1	CWE-701	1
CWE-119	5	CWE-362	1	CWE-703	1
CWE-125	3	CWE-400	6	CWE-754	1
CWE-131	1	CWE-415	2	CWE-755	2
CWE-134	1	CWE-416	9	CWE-758	1
CWE-190	3	CWE-427	2	CWE-770	1
CWE-191	1	CWE-444	2	CWE-787	3
CWE-200	1	CWE-475	1	CWE-824	1
CWE-203	3	CWE-617	1	CWE-908	1
CWE-248	1	CWE-662	1		

5.2. Research Question

RQ1: How effective is HALURust at detecting vulnerabilities in real-world Rust scenarios, and how do different prompts and LLMs impact its performance?

Table 4 presents the experimental results of HALURust with vulnerability analysis reports generated by different LLMs with various prompts. Overall, HALURust proves effective in detecting vulnerabilities within real-world Rust scenarios. Notably, HALURust paired with CO-STAR and Llama3 demonstrates the best performance, achieving the highest accuracy of 77.4% (74.5% + 2.9%) and an F1 score of 77.3% (74.8% + 2.5%). This performance stands out, especially when compared to the findings of Chakraborty et al. [27], who observed a performance decline of over 50% in real-world vulnerability prediction using state-of-the-art deep learning methods and Ullah et al. [28], who concluded that current LLMs are not effective for vulnerability detection. The result reveals two significant insights:

Firstly, the choice of prompt used for generating vulnerability reports significantly influences the performance of HALURust. Initially, using a task-oriented prompt that simply assigns a vulnerability detection task to the LLMs led to poor results, with accuracy and F1 scores ranging from 40% to 55%, barely surpassing random guessing. Introducing a role-oriented prompt by specifying the role of a "Rust security expert" yielded substantial performance gains across all LLMs. Notably, Codellama's accuracy rose from 50.3% to 67.6%, and its F1 score improved from 45.4% to 69.6%. This indicates that providing context through a specialized role significantly enhances the quality of the generated vulnerability reports, directly impacting HALURust's detection capabilities. Further refinement using the CO-STAR prompt, which imposes additional constraints on the report generation process, resulted in another performance boost. On average, accuracy and F1 scores increased by around 7% across the LLMs, with GPT-4o showing the most notable improvement, exceeding a 10% gain in both metrics. These findings underscore the critical role of prompt design in enhancing the effectiveness of HALURust, highlighting that well-structured and contextually rich prompts are essential for generating high-quality vulnerability analysis reports that drive accurate vulnerability detection.

TABLE 4. THE RESULTS OF HALURUST WITH DIFFERENT LLMs (%)

LLMs	Prompt	Accuracy		Precision		Recall		F1 Score	
GPT-3.5	TO	50.4	+2.1 -5.5	52.1	+1.8 -4.1	50.8	+1.1 -4.7	51.0	+1.4 -4.3
Mistral	TO	43.4	+6.7 -9.3	45.7	+7.6 -8.9	42.2	+5.9 -8.3	44.5	+6.6 -8.5
Codellama	TO	50.3	+3.7 -7.7	51.2	+2.9 -7.1	39.7	+4.3 -10.1	45.4	+3.3 -8.4
GPT-4o	TO	47.1	+1.5 -4.9	50.1	+1.6 -2.8	55.3	+1.1 -1.7	52.2	+2.0 -2.2
Llama3	TO	51.5	+3.6 -4.3	54.4	+2.7 -3.9	52.1	+3.3 -4.9	53.8	+3.1 -4.4
GPT-3.5	RO	56.4	+1.4 -3.5	58.7	+3.5 -3.7	66.7	+2.1 -2.9	62.5	+2.7 -3.4
Mistral	RO	58.4	+2.1 -2.7	58.9	+1.9 -2.4	74.7	+1.1 -1.7	66.3	+1.5 -1.9
Codellama	RO	67.6	+1.5 -2.1	65	+2.1 -3.1	74.5	+2.9 -2.3	69.6	+2.3 -2.8
GPT-4o	RO	54.1	+3.7 -4.4	56.7	+2.9 -5.1	61.8	+1.5 -3.9	59.1	+2.2 -4.4
Llama3	RO	67.7	+1.7 -3.3	69.1	+2.9 -2.7	69.7	+3.2 -2.9	69.5	+3.0 -2.8
GPT-3.5	CO-STAR	65.8	+5.3 -5.4	64.3	+5.5 -6.1	75.1	+5.9 -4.8	69.1	+5.6 -5.3
Mistral	CO-STAR	69.4	+2.7 -5.3	71.1	+2.6 -5.9	70.2	+2.9 -6.1	70.5	+2.8 -5.9
Codellama	CO-STAR	69.7	+2.5 -5.7	70.4	+2.8 -6.1	73.2	+1.9 -6.3	71.6	+2.1 -6.2
GPT-4o	CO-STAR	70.1	+2.3 -4.9	70.5	+2.6 -7.1	73.9	+1.5 -5.9	71.7	+2.0 -6.4
Llama3	CO-STAR	74.5	+2.9 -6.3	73.1	+2.6 -6.7	75.9	+3.8 -5.9	74.8	+2.5 -6.1

Secondly, the performance of HALURust varies significantly depending on the LLM used to generate the reports. Using the best-performing CO-STAR prompt as an example, for all five LLMs, the average accuracy ranges from 65.8% to 74.5%, and the F1 score fluctuates between 69.1% and 74.8%. This variation underscores how different LLMs, using the same underlying code data, can yield diverse outcomes due to the distinct nature of the information each model generates. Then, even when using reports generated by the same LLM, there are considerable differences between the maximum positive and negative deviations across all measurements. This variability is influenced by the limited size and diversity of the data set.

Specifically, HALURust with Llama3 demonstrates superior performance compared to the other combinations, with an average accuracy of 74.5% and an F1 score of 74.8%, effectively handling both vulnerable and non-vulnerable samples. The close precision of 73.1% and recall of 75.9% indicate a balanced rate of false positives and false negatives, which are both manageable and acceptable. This enhanced performance is attributed to Llama3’s use of a more extensive and updated corpus during training, resulting in reports that contain richer information. HALURust with Codellama and Mistral shows comparable performance, with both accuracy and F1 scores hovering around 70%. The difference is that HALURust with Mistral achieves higher precision but lower recall compared to HALURust with Codellama. GPT-3.5 shows the most variability among these four LLMs. Its performance fluctuates significantly depending on the training and evaluation dataset used. The best performance for GPT-3.5 can reach an accuracy of

71.1% (65.8% + 5.3%) and an F1 score of 74.7% (69.1% + 5.6%), which are close to those of HALURust with Llama3. However, its worst performance is the lowest of all four combinations, and its average performance is slightly lower than Mistral and Codellama, and much lower than that of Llama3. As an advanced version of GPT-3.5, GPT-4o offers improved performance, though it still falls slightly short of Llama3. Based on these results, CO-STAR with Llama3 will be set as the default in HALURust for the upcoming experiments.

RQ2: What characteristics make HALURust effective in detecting vulnerabilities in real-world Rust scenarios?

HALURust’s effectiveness is attributed to two primary factors: (1) It utilizes vulnerability analysis reports as data inputs rather than raw source code, and (2) It applies 80% of the samples in the dataset to fine-tune LLMs for specific vulnerability detection tasks. So, we address this research question by conducting ablation experiments on these two factors of HALURust.

Firstly, to evaluate the effectiveness of using report data as the format for inputs, we conducted an experiment where the source code directly serves as the input data, replacing vulnerability analysis reports. Secondly, to assess the impact of extensive fine-tuning, we modified the fine-tuning strategy by reducing the proportion of the dataset used: instead of fine-tuning with 80% of the samples, we experimented with zero-shot and few-shot learning approaches. The experimental setups include: using code as input with zero-shot learning, code input with few-shot learning, code input with fine-tuning, report input with zero-shot learning, report input with few-shot learning, and HALURust.

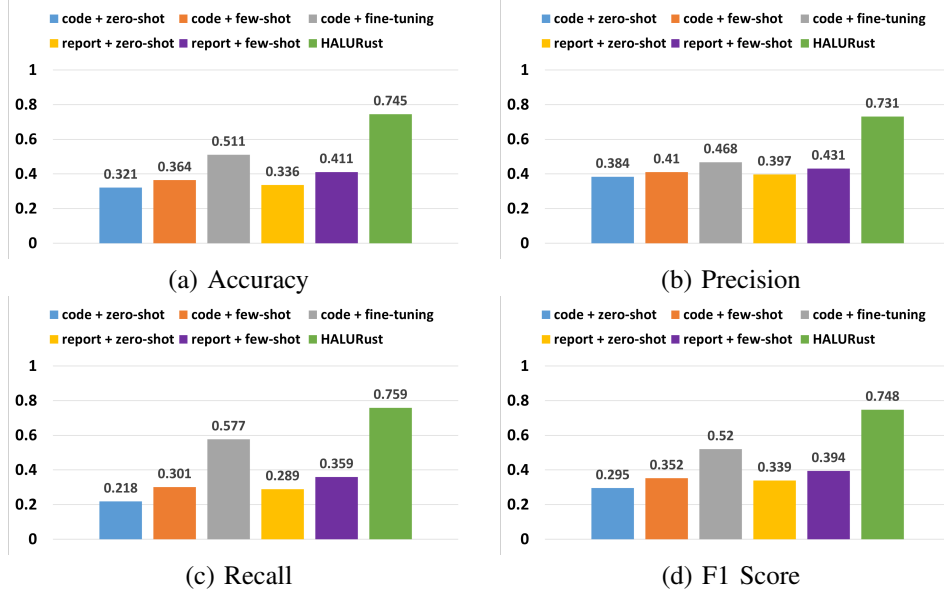


Figure 2. The Ablation Study on HALURust

The results of the ablation study are shown in Figure 2. Compared to other combinations, the HALURust framework consistently outperforms across all metrics. Firstly, both zero-shot and few-shot learning approaches, whether using direct source code inputs or vulnerability analysis reports, perform poorly. None of the models in these categories achieved an accuracy above 40%, and the F1 scores were only slightly better, hovering around 40%. These results are significantly lower compared to those obtained from models with extensive fine-tuning, underscoring the fact that LLMs generally require substantial data input to perform effectively.

Moreover, even with extensive fine-tuning, models using direct source code as input only reached about 50% in both accuracy and F1 scores. Although the recall was somewhat higher at close to 60%, indicating that 60% of positive samples were correctly predicted, the models still missed many true positives, which could be critical in a real-world application. In summary, using vulnerability analysis reports as input and applying an extensive fine-tuning strategy are key factors that contribute to the superior performance of HALURust, with all four metrics approximately around 75%.

RQ3: To what extent does HALURust outperform other existing approaches in detecting vulnerabilities in real-world Rust scenarios?

Detecting vulnerabilities in real-world scenarios is a significant challenge across all programming languages. Many state-of-the-art methods achieve as high as 90% accuracy in controlled test environments, but their performance often drops by more than 50% when applied in real-world settings, sometimes rendering the models no better than random guesses or even worse. In this experiment, we compare HALURust against 7 existing vulnerability detection methods: Devign [62], VulDeePecker [63], MVD [14], D2A [64], Linevul [65] and tools developed by Le et al. [20] utilizing CodeBERT [17] and ChatGPT [18]. The first four approaches are language-agnostic, deep learning-based methods, primarily applied to the C language. Linevul uses a transformer-based architecture

to capture both the syntactic and semantic information of code, enabling vulnerability detection at both the function and line levels. Le et al. focus on fine-tuning CodeBERT and ChatGPT with techniques like Random Over-Sampling (ROS) and Random Under-Sampling (RUS) to improve the models’ performance in detecting vulnerabilities in low-resource languages.

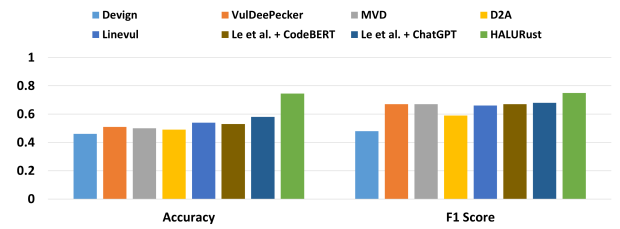


Figure 3. Comparison with Existing Methods

Figure 3 illustrates the accuracy and F1 score of each method, with a particular focus on their effectiveness in handling both positive and negative samples. The results highlight that HALURust significantly outperforms the other 7 methods in detecting vulnerabilities within real-world Rust scenarios. Specifically, HALURust achieves both accuracy and F1 scores close to 75%, marking an approximate 10% improvement over state-of-the-art methods. These metrics highlight HALURust’s improved ability to accurately identify more true positives and true negatives while reducing errors. In contrast, the performance of the other seven methods is relatively similar, with accuracy ranging from 45% to 55% and F1 scores between 60% and 70%.

Generally, all 8 methods employ a similar training approach, utilizing extensive fine-tuning of transformer-based models. However, they differ in their sampling techniques and data input formats. HALURust’s superior performance can be attributed to its innovative use of LLMs’ hallucinated outputs to discern vulnerabilities. This approach not only enhances the model’s accuracy in predicting vulnerabilities but also achieves a better

balance between positive and negative samples, effectively reducing both false positives and false negatives compared to other models.

RQ4: Can HALURust effectively handle unseen CWEs?

TABLE 5. PREDICTION RESULT ON UNSEEN CWEs

CWEs	Pred.	CWEs	Pred.	CWEs	Pred.
CWE-079	x	CWE-287	✓	CWE-668	✓
CWE-088	✓	CWE-288	✓	CWE-674	x
CWE-113	x	CWE-346	✓	CWE-701	✓
CWE-131	✓	CWE-347	x	CWE-703	✓
CWE-134	✓	CWE-362	✓	CWE-754	x
CWE-191	x	CWE-475	x	CWE-758	✓
CWE-200	✓	CWE-617	✓	CWE-770	✓
CWE-248	x	CWE-662	x	CWE-824	✓
CWE-276	✓	CWE-665	✓	CWE-908	x

Pred. indicates whether the CWE is predictable or not.

The capability to identify unseen CWEs is crucial in real-world scenarios as it reflects the system’s ability to address emerging and unknown types of vulnerabilities. To assess whether HALURust can effectively handle unseen CWEs, we divided the dataset into two groups based on the availability of positive samples for each CWE. The first group includes CWEs with more than one positive sample, which are used to fine-tune the model. The second group, considered unseen CWEs, comprises all CWEs with only one positive sample and is used to test HALURust’s ability to identify vulnerabilities associated with these unseen CWEs. The experiments were conducted using binary classification, and the results are presented in Table 5. In total, there are 27 CWEs categorized as unseen, out of which 17 were successfully identified while 10 were misclassified. The accuracy for unseen CWEs stands at about 63%, which is slightly lower than HALURust’s overall performance on all CWEs but still considered acceptable.

Specifically, HALURust, employing a transformer-based architecture, demonstrates a certain level of inferential ability when handling unseen CWEs, particularly for those with features that are closely related to what it has previously learned. However, for CWEs that possess non-related or even contrasting features compared to its training data, HALURust faces significant challenges in accurately identifying them. For instance, while HALURust may accurately identify CWE-190, which involves integers exceeding the maximum limit, it might misclassify CWE-191, where integers fall below the minimum limit, due to the contrasting nature of these errors. Additionally, HALURust fails to detect vulnerabilities that are significantly different from those in its training set, such as web-related (CWE-079) and cryptographic-related (CWE-347) vulnerabilities.

RQ5: How effective is HALURust in adapting to other programming languages for vulnerability detection?

To assess HALURust’s effectiveness on different programming languages, we selected the 13 most commonly observed CWEs for both C and Java from the dataset introduced in [15]. For each CWE, 500 positive and 500 negative samples were chosen, resulting in a dataset of 6,500 positive and 6,500 negative samples for each language.

TABLE 6. THE RESULTS OF HALURUST ON C (%)

LLMs	Accuracy	Precision	Recall	F1 Score
GPT3.5	93.1	90.4	95.2	92.7
Mistral	94.2	95.1	92.4	93.9
Codellama	92.5	92.3	92.5	92.4
GPT4	94.3	94.7	95.1	94.9
Llama3	94.7	95.1	94.8	95.0

TABLE 7. THE RESULTS OF HALURUST ON JAVA (%)

LLMs	Accuracy	Precision	Recall	F1 Score
GPT3.5	95.5	96.1	94.2	95.3
Mistral	96.6	97.2	95.5	96.3
Codellama	94.7	95.7	95.3	95.5
GPT4	96.1	95.8	97.1	96.4
Llama3	96.4	95.7	96.8	96.2

Table 6 and 7 show the result of HALURust on C and Java, demonstrating strong adaptability across programming languages for vulnerability detection. For C, HALURust performs well, with accuracy scores ranging from 92.5% to 94.7% across different LLMs, and Llama3 achieves the highest F1 score of 95.0%. In Java, performance further improves, with accuracy scores ranging from 94.7% to 96.6%. Mistral and Llama3 perform exceptionally well in Java, both achieving the highest F1 scores, indicating that HALURust adapts effectively to Java, showing a slight performance advantage over C.

6. Threats to Validity

Potential Data Memorization. The dataset includes real-world applications with 81 CVE records in Rust, which are openly available online. This raises the possibility that LLMs might have been exposed to some of this information during their training phase. However, the varying performance observed when using different prompts suggests that HALURust’s effectiveness is not solely a result of data memorization by the LLMs.

Threats to Data Quality. HALURust relies on automatically generated vulnerability analysis reports to detect vulnerabilities, which could introduce potential errors. To address this, we manually verified all reports generated using the CO-STAR prompt and found no significant errors. While reports generated with the other two prompts were not manually checked, we ensured consistency across all samples and steps within HALURust. This uniformity minimizes the likelihood of performance impacts due to potential inaccuracies in the unchecked reports.

Threats to Generalization. Our dataset includes 44 CWEs, some of which have only one sample, potentially limiting the generalizability of the results. However, HALURust is not restricted to these 44 CWEs and can be extended to new and unseen CWEs in the future. RQ 4 further demonstrates HALURust’s ability to handle unseen CWEs effectively.

7. Conclusion

We have developed the HALURust framework, which utilizes the hallucinatory outputs of LLMs to detect vulnerabilities in real-world Rust scenarios. With a peak

accuracy of 77.4% and an F1 score of 77.3%, HALURust significantly surpasses existing state-of-the-art methods, achieving more than a 10% improvement. Additionally, its robust performance on unseen types of CWEs highlights HALURust's capability to handle emerging and unknown vulnerabilities effectively.

While this paper constructs a dataset from real-world vulnerabilities across various applications, the dataset size remains limited. This limitation restricts the model's stability and presents challenges in predicting specific types of vulnerabilities accurately. Future work will focus on expanding the dataset to enhance the model's stability and adapt HALURust in predicting specific vulnerability types.

References

- [1] S. Joe and S. David, “Rust software security: A current state assessment,” <https://insights.sei.cmu.edu/blog/rust-software-security-a-current-state-assessment/>, 2022.
- [2] “Common vulnerabilities and exposures,” <https://cve.mitre.org>, 2024.
- [3] “Security advisory for cargo,” <https://blog.rust-lang.org/2023/08/03/cve-2023-38497.html>, 2023.
- [4] Y. Bae, Y. Kim, A. Askar, J. Lim, and T. Kim, “Rudra: Finding memory safety bugs in rust at the ecosystem scale,” in *Proceedings of the ACM SIGOPS 28th Symposium on Operating Systems Principles*, 2021, pp. 84–99.
- [5] M. Cui, C. Chen, H. Xu, and Y. Zhou, “Safedrop: Detecting memory deallocation bugs of rust programs via static data-flow analysis,” *ACM Transactions on Software Engineering and Methodology*, vol. 32, no. 4, pp. 1–21, 2023.
- [6] Z. Li, J. Wang, M. Sun, and J. Lui, “Mirchecker: detecting bugs in rust programs via static analysis,” in *Proceedings of the 2021 ACM SIGSAC conference on computer and communications security*, 2021, pp. 2183–2196.
- [7] H. Almohri and D. Evans, “Fidelius charm: Isolating unsafe rust code,” in *Proceedings of the Eighth ACM Conference on Data and Application Security and Privacy*, 2018, pp. 248–255.
- [8] I. Bang, M. Kayondo, H. Moon, and Y. Paek, “TRust: A compilation framework for in-process isolation to protect safe rust against untrusted code,” in *32nd USENIX Security Symposium (USENIX Security 23)*, 2023, pp. 6947–6964.
- [9] W. Crichton, G. Gray, and S. Krishnamurthi, “A grounded conceptual model for ownership types in rust,” *Proceedings of the ACM on Programming Languages*, vol. 7, no. OOPSLA2, pp. 1224–1252, 2023.
- [10] W. Crichton, M. Patrignani, M. Agrawala, and P. Hanrahan, “Modular information flow through ownership,” in *Proceedings of the 43rd ACM SIGPLAN International Conference on Programming Language Design and Implementation*, 2022, pp. 1–14.
- [11] S. Park, X. Cheng, and T. Kim, “Unsafe’s betrayal: Abusing unsafe rust in binary reverse engineering via machine learning,” *arXiv preprint arXiv:2211.00111*, 2022.
- [12] V. Nitin, A. Mulhern, S. Arora, and B. Ray, “Yuga: Automatically detecting lifetime annotation bugs in the rust language,” *arXiv preprint arXiv:2310.08507*, 2023.
- [13] Y. Matsushita, T. Tsukada, and N. Kobayashi, “Rusthorn: Cb-based verification for rust programs,” *ACM Transactions on Programming Languages and Systems (TOPLAS)*, vol. 43, no. 4, pp. 1–54, 2021.
- [14] S. Cao, X. Sun, L. Bo, R. Wu, B. Li, and C. Tao, “MVD: Memory-related vulnerability detection based on flow-sensitive graph neural networks,” in *Proceedings of the 44th International Conference on Software Engineering*, 2022, pp. 1456–1468.
- [15] Y. Luo, W. Xu, and D. Xu, “Compact abstract graphs for detecting code vulnerability with GNN models,” in *Proceedings of the 38th Annual Computer Security Applications Conference*, 2022, pp. 497–507.
- [16] X. Wen, Y. Chen, C. Gao, H. Zhang, J. Zhang, and Q. Liao, “Vulnerability detection with graph simplification and enhanced graph representation learning,” *arXiv preprint arXiv:2302.04675*, 2023.
- [17] Z. Feng, D. Guo, D. Tang, N. Duan, X. Feng, M. Gong, L. Shou, B. Qin, T. Liu, D. Jiang *et al.*, “Codebert: A pre-trained model for programming and natural languages,” *arXiv preprint arXiv:2002.08155*, 2020.
- [18] OpenAI, “Chatgpt,” <https://www.openai.com/>, 2024.
- [19] A. Cheshkov, P. Zadorozhny, and R. Levichev, “Evaluation of chatgpt model for vulnerability detection,” *arXiv preprint arXiv:2304.07232*, 2023.
- [20] T. Le, M. Babar, and T. Thai, “Software vulnerability prediction in low-resource languages: An empirical study of codebert and chatgpt,” *arXiv preprint arXiv:2404.17110*, 2024.
- [21] H. Pearce, B. Tan, B. Ahmad, R. Karri, and B. Dolan-Gavitt, “Examining zero-shot vulnerability repair with large language models,” in *2023 IEEE Symposium on Security and Privacy (SP)*. IEEE, 2023, pp. 2339–2356.
- [22] C. Zhang, H. Liu, J. Zeng, K. Yang, Y. Li, and H. Li, “Prompt-enhanced software vulnerability detection using chatgpt,” *arXiv preprint arXiv:2308.12697*, 2023.
- [23] Z. Wang, W. Zhong, Y. Wang, Q. Zhu, F. Mi, B. Wang, L. Shang, X. Jiang, and Q. Liu, “Data management for large language models: A survey,” *arXiv preprint arXiv:2312.01700*, 2023.
- [24] B. Qin, Y. Chen, Z. Yu, L. Song, and Y. Zhang, “Understanding memory and thread safety practices and issues in real-world rust programs,” in *Proceedings of the 41st ACM SIGPLAN Conference on Programming Language Design and Implementation*, 2020, pp. 763–779.
- [25] H. Xu, Z. Chen, M. Sun, Y. Zhou, and M. Lyu, “Memory-safety challenge considered solved? an in-depth study with all rust cves,” *ACM Transactions on Software Engineering and Methodology (TOSEM)*, vol. 31, no. 1, pp. 1–25, 2021.
- [26] X. Zheng, Z. Wan, Y. Zhang, R. Chang, and D. Lo, “A closer look at the security risks in the rust ecosystem,” *ACM Transactions on Software Engineering and Methodology*, vol. 33, no. 2, pp. 1–30, 2023.
- [27] S. Chakraborty, R. Krishna, Y. Ding, and B. Ray, “Deep learning based vulnerability detection: Are we there yet?” *IEEE Transactions on Software Engineering*, vol. 48, no. 9, pp. 3280–3296, 2021.
- [28] S. Ullah, M. Han, S. Pujar, H. Pearce, A. Coskun, and G. Stringhini, “Llms cannot reliably identify and reason about security vulnerabilities (yet?): A comprehensive evaluation, framework, and benchmarks,” in *IEEE Symposium on Security and Privacy*, 2024.
- [29] “Common weakness enumeration,” <https://cwe.mitre.org>, 2024.
- [30] G. Agrawal, T. Kumarage, Z. Alghami, and H. Liu, “Can knowledge graphs reduce hallucinations in llms?: A survey,” *arXiv preprint arXiv:2311.07914*, 2023.
- [31] Z. Ji, T. Yu, Y. Xu, N. Lee, E. Ishii, and P. Fung, “Towards mitigating llm hallucination via self reflection,” in *Findings of the Association for Computational Linguistics: EMNLP 2023*, 2023, pp. 1827–1843.
- [32] Y. Liang, Z. Song, H. Wang, and J. Zhang, “Learning to trust your feelings: Leveraging self-awareness in llms for hallucination mitigation,” *arXiv preprint arXiv:2401.15449*, 2024.
- [33] OpenAI, “Gpt3.5-turbo,” <https://platform.openai.com/docs/models/gpt-3-5-turbo>, 2024.
- [34] —, “Gpt4o,” <https://platform.openai.com/docs/models/gpt-4o>, 2024.
- [35] AI@Meta, “Llama 3 model card,” 2024. [Online]. Available: https://github.com/meta-llama/llama3/blob/main/MODEL_CARD.md
- [36] M. AI, “Mistral-7b,” 2024. [Online]. Available: <https://github.com/mistralai/mistral-src>
- [37] B. Roziere, J. Gehring, F. Gloeckle, S. Sootla, I. Gat, X. Tan, Y. Adi, J. Liu, T. Remez, J. Rapin *et al.*, “Code llama: Open foundation models for code,” *arXiv preprint arXiv:2308.12950*, 2023.
- [38] G. Team, T. Mesnard, C. Hardin, R. Dadashi, S. Bhupatiraju, S. Pathak, L. Sifre, M. Rivière, M. Kale, J. Love *et al.*, “Gemma: Open models based on gemini research and technology,” *arXiv preprint arXiv:2403.08295*, 2024.
- [39] R. Jung, J. Jourdan, R. Krebbers, and D. Dreyer, “Rustbelt: Securing the foundations of the rust programming language,” *Proceedings of the ACM on Programming Languages*, vol. 2, no. POPL, pp. 1–34, 2017.
- [40] Y. Matsushita, X. Denis, J. Jourdan, and D. Dreyer, “Rusthornbelt: a semantic foundation for functional verification of rust programs with unsafe code,” in *Proceedings of the 43rd ACM SIGPLAN International Conference on Programming Language Design and Implementation*, 2022, pp. 841–856.
- [41] V. Astrauskas, C. Matheja, F. Poli, P. Müller, and A. J. Summers, “How do programmers use unsafe rust?” *Proceedings of the ACM on Programming Languages*, vol. 4, no. OOPSLA, pp. 1–27, 2020.

Appendix A. CVE Information

- [42] A. Evans, B. Campbell, and M. Soffa, "Is rust used safely by software developers?" in *Proceedings of the ACM/IEEE 42nd International Conference on Software Engineering*, 2020, pp. 246–257.
- [43] J. Yao, K. Ning, Z. Liu, M. Ning, Y. Liu, and L. Yuan, "Llm lies: Hallucinations are not bugs, but features as adversarial examples," *arXiv preprint arXiv:2310.01469*, 2023.
- [44] P. Sui, E. Duede, S. Wu, and R. So, "Confabulation: The surprising value of large language model hallucinations," *arXiv preprint arXiv:2406.04175*, 2024.
- [45] J. Hu, J. Lin, J. Yan, and S. Gong, "Leveraging hallucinations to reduce manual prompt dependency in promptable segmentation," *arXiv preprint arXiv:2408.15205*, 2024.
- [46] N. Mündler, J. He, S. Jenko, and M. Vechev, "Self-contradictory hallucinations of large language models: Evaluation, detection and mitigation," *arXiv preprint arXiv:2305.15852*, 2023.
- [47] M. Zhang, O. Press, W. Merrill, A. Liu, and N. Smith, "How language model hallucinations can snowball," *arXiv preprint arXiv:2305.13534*, 2023.
- [48] E. Jones, H. Palangi, C. Simões, V. Chandrasekaran, S. Mukherjee, A. Mitra, A. Awadallah, and E. Kamar, "Teaching language models to hallucinate less with synthetic tasks," *arXiv preprint arXiv:2310.06827*, 2023.
- [49] CVE, "CVE-2018-1000657," <https://nvd.nist.gov/vuln/detail/CVE-2018-1000657>, 2018.
- [50] T. Brown, "Language models are few-shot learners," *arXiv preprint arXiv:2005.14165*, 2020.
- [51] Y. Zhou, A. I. Muresanu, Z. Han, K. Paster, S. Pitis, H. Chan, and J. Ba, "Large language models are human-level prompt engineers," *arXiv preprint arXiv:2211.01910*, 2022.
- [52] "CO-STAR," <https://towardsdatascience.com/how-i-won-singapores-gpt-4-prompt-engineering-competition-34c195a93d41>, 2024.
- [53] "Cosine Similarity," https://en.wikipedia.org/wiki/Cosine_similarity, 2024.
- [54] E. Hu, Y. Shen, P. Wallis, Z. Allen-Zhu, Y. Li, S. Wang, L. Wang, and W. Chen, "Lora: Low-rank adaptation of large language models," *arXiv preprint arXiv:2106.09685*, 2021.
- [55] P. Micikevicius, S. Narang, J. Alben, G. Diamos, E. Elsen, D. Garcia *et al.*, "Mixed precision training," *arXiv preprint arXiv:1710.03740*, 2017.
- [56] "Ollama," 2024. [Online]. Available: <https://github.com/ollama/ollama>
- [57] "Python," <https://www.python.org/>, 2024.
- [58] "Pytorch," <https://pytorch.org/>, 2024.
- [59] T. Wolf, L. Debut, V. Sanh, J. Chaumond, C. Delangue, A. Moi, P. Cistac, T. Rault, R. Louf, M. Funtowicz *et al.*, "Transformers: State-of-the-art natural language processing," in *Proceedings of the 2020 conference on empirical methods in natural language processing: system demonstrations*, 2020, pp. 38–45.
- [60] Y. Zheng, R. Zhang, J. Zhang, Y. Ye, and Z. Luo, "Llamafactory: Unified efficient fine-tuning of 100+ language models," *arXiv preprint arXiv:2403.13372*, 2024.
- [61] "Dataset and code," https://drive.google.com/drive/folders/1mDpfEq7NsRGc8Ab_lTX13-NOxEieUvXc, 2024.
- [62] Y. Zhou, S. Liu, J. Siow, X. Du, and Y. Liu, "Devign: Effective vulnerability identification by learning comprehensive program semantics via graph neural networks," *Advances in neural information processing systems*, vol. 32, 2019.
- [63] Z. Li, D. Zou, S. Xu, X. Ou, and Y. Zhong, "Vuldeepecker: A deep learning-based system for vulnerability detection," in *Network and Distributed System Security Symposium*, 2 2018.
- [64] Y. Zheng, S. Pujar, B. Lewis, L. Buratti, E. Epstein, B. Yang, J. Laredo, A. Morari, and Z. Su, "D2a: A dataset built for ai-based vulnerability detection methods using differential analysis," in *2021 IEEE/ACM 43rd International Conference on Software Engineering: Software Engineering in Practice (ICSE-SEIP)*. IEEE, 2021, pp. 111–120.
- [65] M. Fu and C. Tantithamthavorn, "Linevul: A transformer-based line-level vulnerability prediction," in *Proceedings of the 19th International Conference on Mining Software Repositories*, 2022, pp. 608–620.

TABLE 8. CVE RECORDS (PART 1)

CVE-ID	CWE Type	Program	Version	Reference
CVE-2015-20001	CWE-119	standard library in rust	before 1.2.0	5249cbb7fa31ea2e6e8d77b49bfda386215b1ce7
CVE-2017-18016	CWE-346	Parity Browser	before 1.6.10	53609f703e2f1af76441344ac3b72811c726a215
CVE-2018-1000657	CWE-119	standard library in rust	before 1.22.0	f71b37bc28326e272a37b938e835d4f99113eec2
CVE-2018-1000810	CWE-190	standard library in rust	1.26.0-1.29.0	8ac88d375e00c91a3db5d78852048322f88be3c1
CVE-2018-21000	CWE-119	safe-transmute crate	before 0.10.1	a134e06d740f9d7c287f74c0af2cd06206774364
CVE-2018-25008	CWE-662	standard library in rust	before 1.29.0	f96c2468695911222ba7557ce04af0dd8fbb6df2
CVE-2019-1010299	CWE-200	standard library in rust	1.18.0 and later	b85e4cc8fadaabd41da5b9645c08c68b8f89908d
CVE-2019-15541	CWE-088	rustls crate	before 0.16.0	a93ee1abd2ab19ebe4bf9d684d56637ee54a6074
CVE-2019-15550	CWE-125	simd-json crate	before 0.1.1	c838f93619498b741dfae1f86943c003ceb632ee
CVE-2019-16214	CWE-701	Libra Core	before 2019-09-0	7efb0221989f17fdf7f8486730898ed947a1e19e
CVE-2019-16880	CWE-415	linea crate	0.9.4	dcacf864cbd2c3a3408d2c9010c6246dd732b969
CVE-2019-16882	CWE-416	string-interner crate	before 0.7.1	33fcd548da205c1fa17409c51a16e221042a2104
CVE-2019-20399	CWE-203	Parity libsecp256k1-rs	before 0.3.1	11ba23a9766a5079918cd9f515bc100bc8164b50
CVE-2020-25573	CWE-824	linked-hash-map crate	before 0.5.3	df65b33f8a9dbd06b95b0a6af7521f0d47233545
CVE-2020-26297	CWE-079	mdBook	before 0.4.5	32abeef088e98327ca0dfccdad92e84afa9d2e9b
CVE-2020-35861	CWE-125	bumpalo crate	before 3.2.1	d08bc37de3dd471ea564a954a2de1d0caf045f65
CVE-2020-35869	CWE-134	usqlite crate	before 0.23.0	2327d3b774927fdf48903c0bdc1ca7ec93c7c8d0
CVE-2020-35870	CWE-416	rusqlite crate	before 0.23.0	2ef3628dac35aeba0a97d5fb3a57746b4e1d62b3
CVE-2020-35904	CWE-131	crossbeam-channel crate	before 0.4.4	be327d581e8434a2ba41b74affc915f42d8abfcd
CVE-2020-35906	CWE-416	futures-task crate	before 0.3.6	543687d6c85f39338a283d72614ea96a7fc81881
CVE-2020-35917	CWE-416	futures-task crate	before 0.3.6	f86e6d392326f0e4dc25eeec8b26af36f2b0fb8
CVE-2020-35923	CWE-416	ordered-float crate	before 1.1.1	7b5c8fe6b684239213e7e3e9d74c3dfc12599f16
CVE-2020-36210	CWE-908	autorand crate	before 0.2.3	565d508993936821950009ec4c7c1e33301db81e
CVE-2020-36317	CWE-787	standard library in rust	before 1.49.0	e83666f45e3d93439775daefda7800b2ab193d30
CVE-2020-36318	CWE-416	standard library in rust	before 1.49.0	4fb9f1d7846f64beec749db5933a24c05456ff2
CVE-2021-21235	CWE-400	kamadak-exif	0.5.2	f21df24616ea611c5d5d0e0e2f8042eb74d5ff48
CVE-2021-21299	CWE-444	hyper crate	0.12.0-0.14.3	8f93123efef5c1361086688fe4f34c83c89cecc02
CVE-2021-24117	CWE-203	Apache Teaclave Rust SGX SDK	1.1.3	a554b7ae880553db6dde8a387101a093911d5b2a
CVE-2021-25900	CWE-787	smallvec crate	before 0.6.14	9998ba0694a6b51aa6604748b00b6a98f0a0039e
CVE-2021-25902	CWE-416	gsl-layout crate	before 0.4.0	76bc9b5fbac73262307c41e72dbcf0a0796073f30
CVE-2021-28875	CWE-252	standard library in rust	before 1.50.0	ebe402dc9e708a8ed5e5860a7b30ea7826ab52a1
CVE-2021-28876	CWE-755	standard library in rust	before 1.52.0	86a4b27475aab52b998c15f5758540697cc9cff0
CVE-2021-28877	CWE-119	standard library in rust	before 1.51.0	af2983a9122138cb9055b79fda54e72f71599a6f
CVE-2021-28878	CWE-119	standard library in rust	before 1.52.0	2371914a05f8f2763dffe6e2511d0870bcd6b461
CVE-2021-28879	CWE-190	standard library in rust	before 1.52.0	66a260617a88ed1ad55a46f03c5a90d5ad3004d3
CVE-2021-29511	CWE-770	evm	fix in $\zeta=0.21.1$	19ade858c430ab13eb562764a870ac9f8506f8dd
CVE-2021-29922	CWE-020	standard library in rust	before 1.53.0	974192cd98b3efca8e5cd293f641f561e7487b30
CVE-2021-31162	CWE-415	standard library in rust	before 1.52.0	421f5d282a51e130d3ca7c4524d8ad6753437da9
CVE-2021-32715	CWE-444	hper crate	before 0.14.10	123a83326fb95366e94a3be1a74775df4db97739
CVE-2021-32814	CWE-022	Skytable	prior to 0.5.1	38b011273bb92b83c61053ae2fcd80aa9320315c
CVE-2021-37625	CWE-252	Skytable	prior to 0.6.4	bb19d024ea1e5e0c9a3d75a9ee58ff03c70c7e5d
CVE-2021-36376	CWE-427	dandavison delta	before 0.8.3	f01846bd443aaf92fdd5ac20f461beac3f6ee3fd
CVE-2021-36753	CWE-427	sharkdp BAT	before 0.18.2	bf2b2df9c9e218e35e5a38ce3d03cfff7c363956
CVE-2021-3917	CWE-276	coreos-installer	-	2a36405339c87b16ed6c76e91ad5b76638fbd0c
CVE-2021-39193	CWE-020	Frontier	-	0b962f218f0cdd796dadfe26c3f09e68f7861b26
CVE-2021-41138	CWE-020	Frontier	-	146bb48849e5393004be5c88beefe76df009aba
CVE-2021-41153	CWE-670	evm crate	before 0.31.0	a90cf79fcac7c8b56ee5301752938aa1d2e42609
CVE-2021-43790	CWE-416	Lucet	-	7c7757c772fb709c61b1442bcc1e1fbee97bf4a8
CVE-2021-44421	CWE-203	Occlum	before 0.26.0	36918e42bf6732c4d3996bc99eb013eb6b90b249

TABLE 9. CVE RECORDS (PART 2)

CVE-ID	CWE Type	Program	Version	Reference
CVE-2022-21685	CWE-191	Frontier	-	8a93fdc6c9f4eb1d2f2a11b7ff1d12d70bf5a664
CVE-2022-23639	CWE-362	crossbeam-utils	before 0.8.7	f7c378b26e273d237575154800f6c2bd3bf20058
CVE-2022-23066	CWE-682	Solana rBPF	0.2.26,0.2.27	e61e045f8c244de978401d186dcfd50838817297
CVE-2022-24713	CWE-400	regex	j=1.5.4	ae70b41d4f46641dbc45c7a4f87954aea356283e
CVE-2022-24791	CWE-416	Wasmtime	¿0.34.2	666c2554ea0e1728c35aa41178cf235920db888a
CVE-2022-27815	CWE-059	SWHKD	1.1.5	e661a4940df78fbb7b52c622ac4ae6a3a7f7d8aa
CVE-2022-27816	CWE-059	SWHKD	1.1.5	0b620a09605afb815c6d8d8953bbb7a10a8c0575
CVE-2022-27818	CWE-668	SWHKD	1.1.5	f70b99dd575fab79d8a942111a6980431f006818
CVE-2022-27819	CWE-400	SWHKD	1.1.5	b4e6dc76f4845ab03104187a42ac6d1bbc1e0021
CVE-2022-31099	CWE-674	rulex	j0.4.3	60aa2dc03a22d69c8800fec81f99c96958a11363
CVE-2022-31100	CWE-617	rulex	j0.4.3	fac6d58b25c6f9f8c0a6cdc4dec75b37b219f1d6
CVE-2022-31111	CWE-670	Frontier	-	e3e427fa2e5d1200a784679f8015d4774cedc934
CVE-2022-31169	CWE-682	Wasmtime	prior to 0.38.2	2ba4bce5cc719e5a74e571a534424614e62ecc41
CVE-2022-31173	CWE-400	Juniper	j0.15.10	2b609ee057be950e3454b69fadc431d120e407bb
CVE-2022-35922	CWE-400	Rust-WebSocket	prior to 0.26.5	cbf6e9983e839d2ecad86de8cd1b3f20ed43390b
CVE-2022-36008	CWE-190	Frontier	-	fff8cc43b7756ce3979a38fc473f38e6e24ac451
CVE-2022-36113	CWE-022	Cargo	before 1.64	97b80919e404b0768ea31ae329c3b4da54bed05a
CVE-2022-39252	CWE-287	standard library in rust	before 0.6	41449d2cc360e347f5d4e1c154ec1e3185f11acd
CVE-2023-22466	CWE-665	Tokio	1.18.4,1.20.3,1.23.1	9ca156c0b80347bb7b1406c6050d602f22efc709
CVE-2023-28113	CWE-347	russh	¿0.34.0;j0.37.1	d831a3716d3719dc76f091fcea9d94bd4ef97c6e
CVE-2023-30624	CWE-758	Wasmtime	before 6.0.2	0977952dcd9d482bff7c288868ccb52769b3a92e
CVE-2023-41051	CWE-125	vm-memory rust crate	¿ 0.1.0,j 0.12.2	aff1dd4a5259f7deba56692840f7a2d9ca34c9c8
CVE-2023-41317	CWE-755	Apollo Router	before v1.29.1	b295c103dd86c57c848397d32e8094edfa8502aa
CVE-2023-45812	CWE-754	Apollo Router	-	bfd17efb1bd3183c4a7b4e61280ee9769befd1e6
CVE-2023-46135	CWE-248	rs-stellar-strkey	j0.0.8	f930025ff78ab0cfd35af8ab7d13793e12d5ed1b
CVE-2023-50711	CWE-787	vmm-sys-util	¿0.5.0,j0.12.0	30172fca2a8e0a38667d934ee56682247e13f167
CVE-2023-6245	CWE-020	Candid	-	0d4e122f28715a81d17bcb72a192e97224fe1ab
CVE-2024-21491	CWE-288	svix	before 1.17.0	958821bd3b956d1436af65f70a0964d4ffb7daf6
CVE-2024-21629	CWE-703	Rust EVM	0.41.1	d8991ec727ad0fb64fe9957a3cd307387a6701e4
CVE-2024-23644	CWE-113	Trillium	j0.3.12	16a42b3f8378a3fa4e61ece3e3e37e6a530df51d
CVE-2024-28854	CWE-400	tls-listener	prior to 0.10.0	d5a7655d6ea9e53ab57c3013092c5576da964bc4
CVE-2024-20380	CWE-475	ClamAV	-	af4270bfc7e7818eb03d06ca2d52c868cd373358