

External Incremental Delaunay Triangulation

Yifeng Cai

March 17, 2025

Abstract

This paper introduces a Delaunay triangulation algorithm based on the external incremental method. Unlike traditional random incremental methods, this approach uses convex hull and points as basic operational units instead of triangles. Since each newly added point is outside the convex hull, there is no need to search for which triangle contains the point, simplifying the algorithm implementation. This paper details the algorithm's data structures, implementation details, correctness proof, and comparison with other methods.

1 Introduction

Delaunay triangulation is an important problem in computational geometry, with wide applications in computer graphics, geographic information systems, and other fields. Traditional random incremental methods use triangles as basic operational units, requiring the search for which triangle contains each newly added point. The external incremental method proposed in this paper avoids this search process by using convex hull as the basic operational unit, simplifying the algorithm implementation.

2 Algorithm Overview

The basic idea of the external incremental method is: each newly added point is outside the current convex hull, therefore it cannot be inside any existing triangle. This property eliminates the need to search for which triangle contains the new point, simplifying the algorithm implementation.

3 Data Structures

3.1 Array P

P is a two-dimensional array used to store a set of two-dimensional points. It satisfies $x_i \leq x_j$ when $i < j$, and if $x_i = x_j$, $i < j$, then $y_i \leq y_j$.

3.2 Index List L_{ch_i}

L_{ch_i} is an index list whose elements point to points in P that form a convex hull. It can be represented as: $L_{ch_i} = [i_1, i_2, \dots, i_m]$. Here, i_k is the index of points in P that form the convex hull.

3.3 Dictionary D_{tri}

D_{tri} is a dictionary representing the Delaunay triangulation. Its keys are pairs of point indices, and its values are lists of indices of the third points that form triangles with the key pair. Each list contains one or two integer values, which are indices of points that form triangles with the first two points. The specific form is: $\{(i_1, i_2) \mapsto [i_3, i_4], \dots, (i_5, i_6) \mapsto [i_7], \dots\}$.

This indicates that in P , points with indices i_1, i_2, i_3 form a triangle, and points with indices i_1, i_2, i_4 also form a triangle. Specifically, the line segment $P[i_1]P[i_2]$ is an edge of the triangle, while points $P[i_3]$ and $P[i_4]$ are vertices opposite to this edge.

4 Algorithm Implementation

4.1 Main Algorithm

Data: Sorted point set P in 2D plane

Result: Convex hull L of this point set, Delaunay triangulation

$i \leftarrow 2$

repeat

$L_{ch_i}, D_{tri}, i_{xmax} \leftarrow$

 Try to create a triangle with $P[0,1,\dots,i](P, i)$

$i \leftarrow i + 1$

until L is not empty;

while $i < \text{len}(P)$ **do**

$L, i_{xmax} \leftarrow$

 Add point i to current Delaunay triangulation($P, L_{ch_i}, D_{tri}, i_{xmax}, i$);

$i \leftarrow i + 1$;

end

return L ;

Algorithm 1: External Incremental Method

4.2 Algorithm Illustration

5 Point in Circumcircle Test

Notation: Let A be the point to be added, B and C be the points to be processed. D is the point corresponding to line segment BC , $\triangle BCD$ is a triangle. $\angle A = \angle BAC$, $\angle D = \angle CDB$

Data: $P, A, D, a1, i_p$
Result: L, i_{xmax} , new Delaunay triangulation (stored in D_tri , not explicitly returned)
Find upper tangent point $a1$ and lower tangent point $a2$ between $P[i]$ and current convex hull
Initialize N as empty list *%N acts as a stack*
Push indices of all points between $a1$ and $a2$ into N
 $L_i = [A[a1]]$ *%L_i records exposed points*
 $find_border_while(P, D, N, L_i, A[a1], i_p)$ *%Implement erosion using while loop*
Connect exposed points with p to update L, D_tri
Algorithm 2: Add point i to current Delaunay triangulation

Input: Point set P , dictionary D , list N , list L_i , index i_b , index i_p

Output: Updated D, N, L_i

```

while  $N$  is not empty do
    if  $(i_b, N[-1])$  is an edge then
         $i_d \leftarrow D[i_b, N[-1]][0]$ ;
        if The point to be added is in its determined triangle then
            Delete this edge
             $N.append(i_d)$ 
            continue
        end
    end
end
 $i_b \leftarrow N.pop()$ 
 $L_i.append(i_b)$ 
end

```

Algorithm 3: $find_border_while$ function

Note that point A to be added must be outside the convex hull. Therefore, it must be on the opposite side of point D corresponding to the line segment BC being processed. Also, note that neither $\angle A$ nor $\angle D$ is greater than π . With these two conditions, we can determine if point p is inside the circumcircle of $\triangle BCD$ by checking if $\angle A + \angle D$ is greater than π .

$$\angle A + \angle D > \pi \quad (1)$$

$$\angle A > \pi - \angle D \quad (2)$$

$$\cos A < -\cos D \quad (3)$$

$$\cos A + \cos D < 0 \quad (4)$$

$$\frac{\mathbf{AB} \cdot \mathbf{AC}}{|\mathbf{AB}||\mathbf{AC}|} + \frac{\mathbf{BD} \cdot \mathbf{CD}}{|\mathbf{BD}||\mathbf{CD}|} < 0 \quad (5)$$

$$|\mathbf{BD}||\mathbf{CD}|\mathbf{AB} \cdot \mathbf{AC} + |\mathbf{AB}||\mathbf{AC}|\mathbf{BD} \cdot \mathbf{CD} < 0 \quad (6)$$

Proposition 1. *For $\triangle BCD$, if A and D are on opposite sides of BC , then if $\angle A + \angle D > \pi$, A is inside the circumcircle of BCD . If $\angle A + \angle D < \pi$, A is outside the circumcircle of BCD .*

Proof. Let O be the circumcenter of $\triangle BCD$.

If A is inside the circumcircle of BCD , extend CA to intersect the circle at point E . $\angle BEC + \angle BDC = \pi$. $\angle BAC = \angle BEC + \angle EBA > \angle BEC$. Therefore $\angle BAC + \angle BDC > \pi$.

If A is outside the circumcircle of BCD , connect OA to intersect the circle at point F . $\angle BFC + \angle BDC = \pi$.

$\angle BFC = \angle BFO + \angle OFC$, $\angle BAC = \angle BAO + \angle OAC$.

$\angle BFO = \angle BAO + \angle ABF > \angle BAO$, $\angle OFC = \angle OAC + \angle ACF > \angle OAC$.

Therefore $\angle BAC < \angle BFC$, $\angle A + \angle D < \pi$. □

Note that for $\triangle BCD$, when A and D are on the same side of BC , the above does not hold. The question of whether A is inside the circumcircle of BCD can be solved by computing the Cayley-Menger determinant, but this is a 5×5 determinant. Clearly, Algorithm 1 ensures that A and D are always on opposite sides of BC at each step, so we can use inequality 6. Generally, division is more prone to precision loss than multiplication, and some processor instruction sets (like some ARM architectures) don't even include division operations, so inequality 6 is converted to a form using only multiplication.

For maximum performance, we can first check the signs of $\mathbf{AB} \cdot \mathbf{AC}$ and $\mathbf{BD} \cdot \mathbf{CD}$. If both are positive or both are negative, we can stop. If one is positive and one is negative, we can square both sides to eliminate square root operations for computing $|CD|$ etc.

6 Correctness Proof

This can be clearly seen through the dual graph of Delaunay triangulation, the Voronoi diagram.

Theorem 1. *In Algorithm 1, inequality 6 always holds. That is, point A to be added is always on the opposite side of point D corresponding to line segment BC being processed.*

Theorem 2. *Through a series of edge flips, any two triangulations of the same planar point set can be transformed into each other. [1]*

The Delaunay graph is dual to the Voronoi diagram. Each Delaunay triangle corresponds to a Voronoi region. Edges in the Delaunay graph correspond to edges in the Voronoi diagram. Points in the Delaunay graph correspond to sites in the Voronoi diagram. By the property of Voronoi diagrams: a site p_i 's Voronoi region $VR(p_i)$ is open if and only if p_i is on the convex hull of point set P . Therefore, in Algorithm 1, after adding each new point, some Voronoi sites that were previously on the convex hull become interior points. Their Voronoi regions become closed. By $VR(p_i) = \{q \mid |qp_i| \leq |qp_j|, \forall j \neq i, p_i, p_j \in P\}$ [3, page 51], $VR(p_i) = \bigcap_{i \neq j} h(p_i, p_j)$, $h(p_i, p_j) = \{q \mid |qp_i| \leq |qp_j|\}$. That is, changes to

a site's Voronoi region are caused by the newly added point. Therefore, there must exist a Voronoi edge whose associated sites are the original open Voronoi region's site and the newly added site. That is, new edges in the Delaunay graph must be connected to the newly added point.

7 Analysis and Comparison

The point addition operation in this method is similar to the random incremental method [2]. However, compared to the random incremental method, this method does not use a fictitious large outer triangle, thus eliminating a series of operations and assumptions related to this fictitious triangle. Additionally, this method does not involve determining which triangle contains a point. Therefore, there is no need to dynamically maintain a triangle search tree during construction.

References

- [1] Lawson, C. L. (1972). Transforming triangulations. *Discrete Mathematics*, 3(4), 365-372.
- [2] Bernard, M. (1985). Delaunay triangulation of a random set of points. *Pattern Recognition Letters*, 3(1), 1-6.
- [3] Wang, J. (2011). *Computational Geometry: Algorithms and Applications*. Science Press.

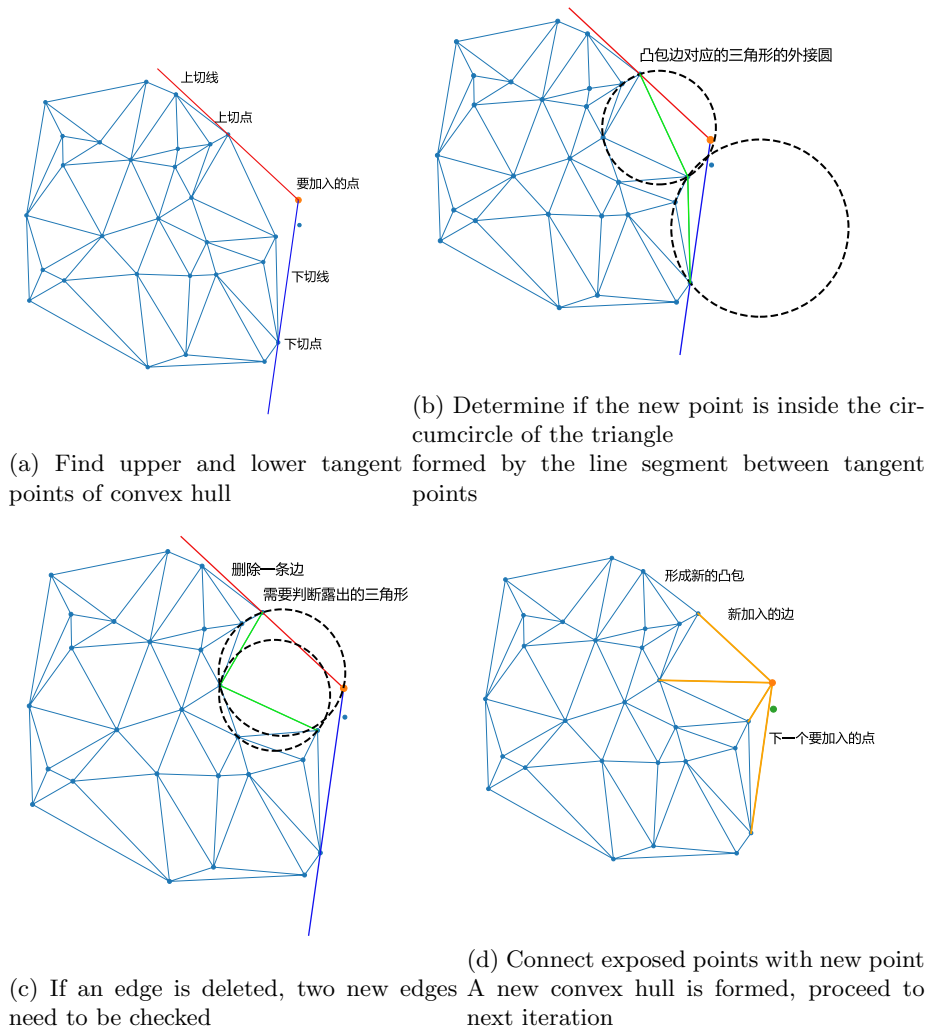
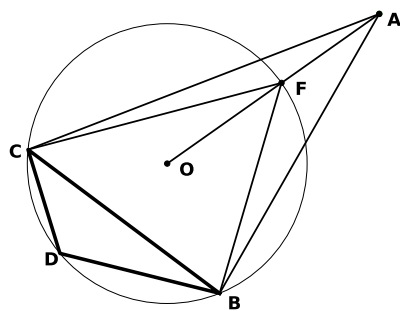
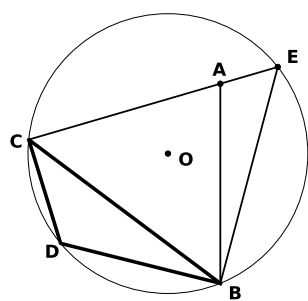


Figure 1: Sorted incremental method for Delaunay triangulation



(a) A is inside the circumcircle of BCD (b) A is outside the circumcircle of BCD

Figure 2: A and D are on opposite sides of BC