

Bayesian local clustering of functional data via semi-Markovian random partitions

Giovanni Toto

Department of Statistics, University of Padova, Padua, Italy
and

Antonio Canale

Department of Statistics, University of Padova, Padua, Italy

May 16, 2025

Abstract

We introduce a Bayesian framework for indirect local clustering of functional data, leveraging B-spline basis expansions and a novel dependent random partition model. By exploiting the local support properties of B-splines, our approach allows partially coincident functional behaviors, achieved when shared basis coefficients span sufficiently contiguous regions. This is accomplished through a cutting-edge dependent random partition model that enforces semi-Markovian dependence across a sequence of partitions. By matching the order of the B-spline basis with the semi-Markovian dependence structure, the proposed model serves as a highly flexible prior, enabling efficient modeling of localized features in functional data. Furthermore, we extend the utility of the dependent random partition model beyond functional data, demonstrating its applicability to a broad class of problems where sequences of dependent partitions are central, and standard Markovian assumptions prove overly restrictive. Empirical illustrations, including analyses of simulated data and tide level measurements from the Venice Lagoon, showcase the effectiveness and versatility of the proposed methodology.

Keywords: Bayesian Nonparametrics, Random Partition Model, Model-based clustering;

1 Introduction

Functional data analysis (Ramsay & Silverman 2005, Morris 2015) addresses classical statistical challenges, including regression, classification, and clustering, in contexts where the data are naturally represented as smooth functions—such as curves or surfaces—defined over a continuous domain. For example, functional data clustering (see Zhang & Parnell 2023, for a review) involves identifying homogeneous groups within a sample of functional data. Clustering in the functional context is inherently more complex than its Euclidean counterpart, due to the unique characteristics of function spaces. In fact, functional observations often display diverse behaviors across different regions of their domains, making it crucial to clearly define the objectives of the clustering process, whether the aim is to capture the global trends or localized variations within the data. To illustrate this, consider the toy example reported in Figure 1. While three distinct groups can be clearly identified when observing the global behavior of the functional data, different behaviors may emerge when focusing on subsets of the domain. For instance, all functional observations exhibit the same behavior in the bounds of their domain, while multiple behaviors are observed in the center. In line with this, we define global clustering as the approach where each functional observation is entirely assigned to a single cluster. In contrast, local clustering explores how the partitioning of functional data evolves along their domains, allowing a single functional observation to belong to different clusters depending on the specific point in its domain being evaluated.

Early contributions to this topic, under a Bayesian context, have relied on variations of the Dirichlet Process (Ferguson 1973), such as hybrid Dirichlet Process (Petrone et al. 2009) and nested Hierarchical Dirichlet Process (Nguyen 2010). Petrone et al. (2009) proposed a Bayesian nonparametric mixture model which accounts for global and local

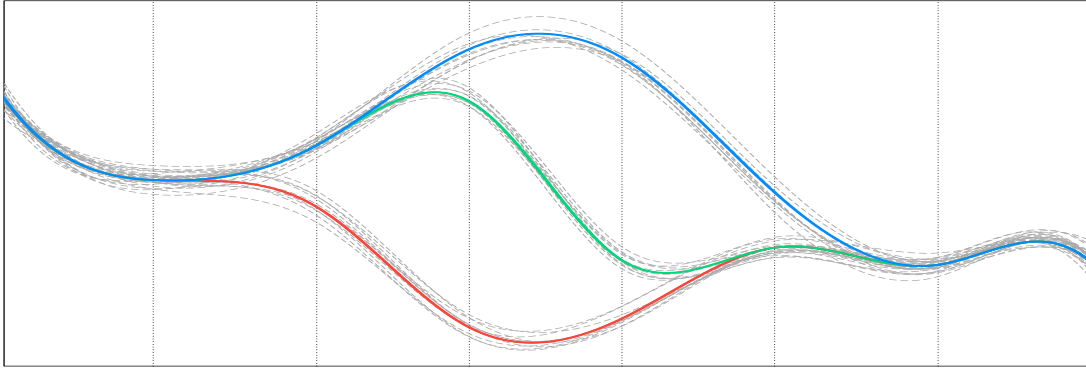


Figure 1: Illustrative example of local-global functional clustering. Gray dashed lines represent functional data. Colored thick lines represent three global clusters that collapse in certain subregions of the domain.

heterogeneity by representing individual curves as recombinations of a set of canonical curves. Nguyen & Gelfand (2011) undertook a detailed analysis of the Dirichlet labeling process introduced in Petrone et al. (2009) and proposed a more computationally tractable alternative labeling process. Later, the same authors (Nguyen & Gelfand 2014) introduced a novel approach to solve the functional ANOVA problem that extends and merges together the ideas in Teh et al. (2006) and Nguyen (2010). Recently, Hellmayr & Gelfand (2021) introduce the concepts of marginal and joint labeling processes, use them to adapt the models in Gelfand et al. (2005) and Duan et al. (2007) to functional data, hence defining the Functional Dirichlet process (FDp) and the Generalized Functional Dirichlet process (GFDp), and propose a middle-ground specification denoted as the Partitioned Functional Dirichlet process (PFDp).

Another stream of research exploits functional data approximations via basis expansion. Suarez & Ghosal (2016) assumed that functional observations are noisy realizations of a signal function that can be approximated by a wavelet basis expansion. An *ad-hoc* prior on the wavelet parameters allows for similar but not exactly identical signal functions, however

local clustering can be performed applying any clustering approach to a similarity matrix computed from posterior samples of the wavelet parameters. To avoid a two-step clustering approach, Paulon et al. (2024), Fan & Sarkar (2024) exploited the local property of B-spline basis expansions by defining basis-specific partitions on the expansion parameters. Both works induce dependence across partitions letting the cluster allocations evolve according to a hidden Markov Model (HMM).

As a alternative to the HMM approach, a latent (dependent) random partition modeling framework can be employed, consistent with widely adopted Bayesian model-based clustering proposals. Following this approach, the local clustering of functional data is associated with a sequence of random partitions that evolves through the functions’ domain. A series of works build on the idea that a specific Random Partition Model (RPM) is specified for the initial partition, and that auxiliary variables are introduced to guide its evolution over time. For example, Page et al. (2022) proposed temporal Random Partition Model (tRPM), in which adjacent partitions are linked through unit- and time-specific binary latent auxiliary variables specifying whether units can or cannot be reallocated when moving from a time point to the next one. Paganin et al. (2023) uses similar ideas in a informed partition model, where the auxiliary variables are used to link the actual explored partitions with an “initial” one encoding prior knowledge. These formulations with unit-specific auxiliary variables provide a high degree of flexibility, in the sense adjacent partitions may be very similar or very dissimilar depending on the values assumed by the latent variables, however this may also hinder the ability of the model to detect changepoints. To this end, Giampino et al. (2024) proposed an alternative formulation in which a single auxiliary variable is introduced at each time point that specifies whether the entire partition can change or not. Rather than modifying the temporal dependence structure, Liang et al.

(2024) focused on information sharing across different times, and propose a hierarchical temporal dependent functional clustering approach. The partitions are induced by a Hierarchical Dirichlet Process (Teh et al. 2006) whose hierarchy allows for shared atoms, i.e., cluster-specific parameters, at different times. Compared to HMMs, these approaches offer significantly greater flexibility such as flexible inclusion of prior knowledge, integration of covariate dependencies, ability to specify an alternative RPM for the initial partition, and adaptability through modifications of the auxiliary variables’ distribution.

In this article, we present a novel Bayesian hierarchical framework for performing local clustering of functional data, leveraging a novel process for random partition modeling. Our approach is motivated by the local properties of B-spline basis representations, which serve as the foundation of our methodology. The latter, is coupled with a generalization of the tRPM, which we term semi-Markovian random partition model (smRPM), in which the dependence structure matches the order of the B-spline basis.

Notably, although motivated by the local functional clustering problem, the smRPM represents a substantial advancement with far-reaching implications for the Bayesian Non-parametrics (BNP) literature on dependent random partitions. By relaxing the assumptions of Markovian dependence between partitions and independence among the auxiliary variables driving their evolution, the smRPM offers a flexible modeling alternative with broad potential impact extending beyond the motivating functional data context.

The remainder of the article is organized as follows: Section 2 introduces the idea of indirect local clustering of functional data through basis-specific partitions in a basis expansion paving the way to a novel class of random partition models with higher-order dependence. This is presented in Section 3 which also presents results enabling posterior inference via Gibbs sampling. Simulations studies assessing the behavior of the proposed

smRPM are presented in Section 4. Section 5 provides an illustrative application of local clustering for functional data, focusing on the analysis of tide-level measurements in the Venice lagoon over time. Section 6 offers concluding remarks.

2 Local clustering of functions via basis expansion

Let $y_i = (y_i(x), x \in D)$, $i = 1, \dots, n$, be random curves defined on the domain $D \subseteq \mathbb{R}$. To represent these curves, we assume

$$y_i(x) = \mathbf{b}(x)^\top \boldsymbol{\theta}_i = \sum_{k=1}^K b_k(x) \theta_{ik}, \quad (1)$$

where $\boldsymbol{\theta}_i = (\theta_{i1}, \dots, \theta_{iK})^\top \in \mathbb{R}^K$ is a curve-specific basis coefficient vector, and $\mathbf{b}(\cdot)$ is a d -degree B-spline basis with K basis, or equivalently $K + d + 1$ knots.

A common strategy for clustering functions represented through basis expansions involves clustering the associated basis coefficients. Under a Bayesian mixture model formulation, one specifies

$$\boldsymbol{\theta}_i \sim P, \quad P = \sum_{j \geq 1} \pi_j \delta_{\boldsymbol{\theta}_j^*} \quad (2)$$

where P is a finite or infinite-dimensional random mixing measure with random weights $\{\pi_j\}_{j \geq 1}$ and random atoms $\{\boldsymbol{\theta}_j^*\}_{j \geq 1}$; $\delta_{\boldsymbol{\theta}_j^*}$ denotes a Dirac measure on $\boldsymbol{\theta}_j^*$. Typical specifications assume independently and identically distributed vectors of basis coefficients from a common base measure P_0 . For example, under a B-spline specification, a suitable choice for the base measure P_0 is the penalized prior introduced by Lang & Brezger (2004), which penalizes the differences between consecutive basis coefficients to ensure the resulting curves are smooth. Consistent with this, two curves y_i and $y_{i'}$ are considered to belong to the same cluster if every element of $\boldsymbol{\theta}_i$ matches its counterpart in $\boldsymbol{\theta}_{i'}$. This scenario has a non-zero prior probability, as the mixture representation in (2) admits ties in the $\boldsymbol{\theta}_i$ due to the al-

most sure discreteness nature of P . Consequently, one typically expresses the relationship as $\boldsymbol{\theta}_i = \boldsymbol{\theta}_{c_i}^*$, where $c_i \in \{1, 2, \dots\}$ is a global label identifying the cluster to which unit i belongs.

In our motivating local clustering problem, however, we generalize the global c_i with a vector $\mathbf{c}_i = (c_{i1}, \dots, c_{iK})^\top$ of local cluster labels. Consistently, let \mathbf{C} be the $n \times K$ matrix containing cluster membership labels for each basis, defined as

$$\mathbf{C} = \begin{bmatrix} \mathbf{c}_1 \\ \vdots \\ \mathbf{c}_n \end{bmatrix} = \begin{bmatrix} c_{11} & \dots & c_{1K} \\ \vdots & c_{ik} & \vdots \\ c_{n1} & \dots & c_{nK} \end{bmatrix}. \quad (3)$$

Given \mathbf{c}_i , $\boldsymbol{\theta}_i = (\theta_{1c_{i1}}^*, \dots, \theta_{Kc_{iK}}^*)^\top$, where θ_{kj}^* is the B-spline basis coefficient of cluster j at basis k .

Three aspects are crucial to satisfying the desired local clustering property for functional data expressed through (1): i) for each i , there should be a dependence between contiguous c_{ik} , ii) this dependence should result in actual functional clustering rather than merely clustering the basis coefficients, and iii) the resulting curves should exhibit sufficient regularity in terms of smoothness. Issues i) and ii) are addressed through tailored random partition models defining the latent variables in \mathbf{C} , while issue iii) is resolved by appropriately defining the prior process generating the atoms θ_{kj}^* .

While any dependent random partition model, including the tRPM of Page et al. (2022), may address issue i), issue ii) requires specific justification based on the characteristics of the basis expansion employed. Notably, an important property of d -degree B-splines is that a function is fully determined within the k -th subinterval $D_k \in D$ by its $d + 1$ contiguous parameters $\theta_{i,k}, \dots, \theta_{i,k+d}$. Therefore, for two curves to be *locally* identical, it suffices that they share $d + 1$ contiguous parameters. Consequently, it becomes clear that the tRPM of Page et al. (2022), which ensures continuity in cluster membership across

transitions between adjacent clusters, is insufficient to match the order of the B-spline basis. Motivated by this limitation, we propose a more flexible semi-Markovian random partition model (smRPM) in Section 3.

Before constructing the proposed smRPM, we briefly discuss how we propose to address point iii). The prior distribution for the θ_{kj}^* is defined conditionally on the local clusters \mathbf{C} . As in Lang & Brezger (2004), we enforce contiguous θ_{kj}^* to be similar to prevent erratic curve behavior. However, under our local clustering framework, the notion of contiguity extends beyond simple adjacency because different clusters at basis $k - 1$ may merge into a single cluster at basis k . Accordingly, the general θ_{kj}^* should remain close to the previous $\theta_{k-1,l}^*$ for each cluster l that is absorbed into cluster j at basis k .

A relatively simple approach to manage this scenario is to assume that the prior expectation of the B-spline parameter for cluster j at basis k , i.e. $E[\theta_{kj}^*]$, is defined as the average of the cluster parameters at basis $k - 1$ associated with clusters that are reallocated to cluster j at least once when transitioning from basis $k - 1$ to k . A specification grounded in this intuition is given by:

$$\begin{aligned} \theta_{1j}^* \mid \tau^2 &\stackrel{ind}{\sim} N(0, \tau^2), \quad j = 1, \dots, J_1, \\ \theta_{kj}^* \mid \boldsymbol{\theta}_{k-1}^*, \mathbf{C}, \phi, \tau^2 &\stackrel{ind}{\sim} N\left(\frac{\phi}{|\mathcal{C}_{k-1}^{(\rightarrow j)}|} \sum_{l \in \mathcal{C}_{k-1}^{(\rightarrow j)}} \theta_{k-1,l}^*, \tau^2\right), \quad j = 1, \dots, J_k, \quad k = 2, \dots, K, \end{aligned} \quad (4)$$

where J_k is the number of clusters at basis k , and $\mathcal{C}_{k-1}^{(\rightarrow j)}$ denotes the set $\{l \in \{1, \dots, J_{k-1}\} : \sum_{i=1}^n \mathbf{I}(c_{i,k-1} = l, c_{i,k} = j) > 0\}$ containing the $|\mathcal{C}_{k-1}^{(\rightarrow j)}|$ indices of clusters which are reallocated to cluster j at least one time when moving from basis $k - 1$ to k . The hierarchical Bayesian model is completed specifying the prior distributions for ϕ and τ^2 , i.e. $\phi \sim N(m_0, s_0^2)$ and $\tau^2 \sim \text{Inv-Ga}(a_\tau, b_\tau)$, where $\text{Inv-Ga}(a, b)$ denotes an inverse Gamma distribution with shape $a > 0$ and scale $b > 0$.

Before concluding this section, we define the model for the observed data. In fact, we typically observe noisy realizations of the random curves at a finite set of coordinates, which may vary across functions, $(x_{i1}, \dots, x_{iM_i})$. Assuming $Y_i(x_{im})$ to be the noisy realization of curve y_i at point x_{im} we let

$$Y_i(x_{im}) \mid \boldsymbol{\theta}^*, \mathbf{c}_i, \sigma^2 \stackrel{\text{ind}}{\sim} \text{N} \left(\sum_{k=1}^K b_k(x_{im}) \theta_{k, c_{ik}}^*, \sigma^2 \right). \quad (5)$$

Additionally, let $\mathbf{Y}_i(\mathbf{x}_i) = (y_i(x_{i1}), \dots, y_i(x_{iM_i}))^\top$, be the collections of the points in which curve i is observed, for $i = 1, \dots, n$. An additional prior for σ^2 is assumed as $\sigma^2 \sim \text{Inv-Ga}(a_\sigma, b_\sigma)$.

3 Semi-Markovian Random Partition Models

We propose a general prior process to model the evolution of latent partitions as a domain index k evolves. This can be generally thought as time or, consistently with our functional data motivation, as the B-spline basis index.

We start by introducing some general notation. Let ρ_1, \dots, ρ_K represents the sequence of the evolving partitions with $\rho_k = \{S_{k1}, \dots, S_{kJ_k}\}$ denoting the partition at k domain index of the n objects into J_k clusters, $S_{kj} \subseteq \{1, \dots, n\}$, $k = 1, \dots, K$. Notably, this is related to the notation introduced in the previous section, and specifically considering that $c_{ik} = j$ implies $i \in S_{kj}$. Due to the one-to-one relationship between these two notations, we can use ρ_k and (c_{1k}, \dots, c_{nk}) interchangeably, e.g. $\Pr(\rho_k) = \Pr(c_{1k}, \dots, c_{nk})$.

Consistently with Page et al. (2022), we introduce auxiliary variables which explicitly model the evolution of the partitions at different $k = 1, \dots, K$. Instead of modeling the transition from k to the subsequent $k + 1$, we introduce a notion of persistency through the partitions of degree $d_\rho \geq 1$. Consistent with this, let γ_{ik} be the binary latent variable

specifying whether the i th unit cannot be considered for possible cluster reallocation for the next d_ρ consecutive index transitions, i.e.

$$\gamma_{ik} = \begin{cases} 1 & \text{if unit } i \text{ cannot be reallocated in the } d_\rho \text{ consecutive indices after } k-1 \\ 0 & \text{otherwise} \end{cases}, \quad (6)$$

Under this setting $\gamma_{ik} = 1$ means that the cluster assigned to unit i at index $k-1$ remains the same for the d_ρ consecutive indices. The n auxiliary variables at index k , denoted as $\gamma_k = (\gamma_{1k}, \dots, \gamma_{nk})$, influence the partitions at the next d_ρ indices, thus inducing d_ρ -order persistency.

By construction, at index $k=1$, we set $\gamma_1 = \mathbf{0}_n$, and assume that $\Pr(\rho_1)$ is an Exchangeable Partition Probability Function (EPPF). In this paper we assume the simple EPPF induced by a DP, often referred to as a Chinese Restaurant Process, i.e. $\rho_1 \sim \text{CRP}(M)$ where $M > 0$ is a concentration parameter, but more flexible alternatives are available (De Blasi et al. 2015).

The joint distribution of the partitions and of the auxiliary variables is then

$$\Pr(\gamma_1, \rho_1, \dots, \gamma_K, \rho_K) = \Pr(\rho_1) \prod_{k=2}^K \Pr(\gamma_k) \Pr(\rho_k \mid \gamma_k^{(d_\rho)}, \rho_{k-1}), \quad (7)$$

where $\gamma_k^{(d_\rho)} = (\gamma_{k-d_\rho+1}, \dots, \gamma_k)$ contains the auxiliary variables which influence unit reallocation when moving from index $k-1$ to k . Similarly, we denote the sequence of the elements related to unit i in $\gamma_k^{(d_\rho)}$ as $\gamma_{ik}^{(d_\rho)} = (\gamma_{i,k-d_\rho+1}, \dots, \gamma_{i,k})^\top$.

The joint distribution in (7) is made of two key ingredients, namely the conditional probability of the partition $\Pr(\rho_k \mid \gamma_k^{(d_\rho)}, \rho_{k-1})$ and the probability $\Pr(\gamma_k)$ which are separately discussed in the following subsections. We will show that the tRPM can be obtained with specific choices of these distributions.

Before going on, it is worth noting that the distribution of ρ_k could incorrectly suggest that the dependence between partitions is Markovian only. This is not the case since the

d_ρ -order dependence is induced by the auxiliary variables $\gamma_{ik}^{(d_\rho)}$. Specifically, if at least one element in $\gamma_{ik}^{(d_\rho)}$ equals 1, then the i -th unit belongs to the same cluster in all consecutive partitions $\rho_{k-1}, \dots, \rho_{k-d_\rho+1}$. Therefore, $\gamma_{ik}^{(d_\rho)}$ and ρ_{k-1} contain all the required information to model d_ρ -order dependence.

Additionally, we set $\gamma_{ik} = 0$ for $k \leq 0$: this caveat is to avoid having to provide ad-hoc definitions for random variables with index $k \leq d_\rho$. The idea is that non-existent auxiliary variables do not influence the reallocation of units.

3.1 Prior distribution for the partitions

The distribution of the partition at index k depends on the partition at the previous index, ρ_{k-1} , and the auxiliary variables in $\gamma_k^{(d_\rho)}$. These two quantities determine the partitions that can be observed at index k , or, using the terminology introduced in Page et al. (2022), the set of compatible partitions at index k . Specifically, the i th unit can be reallocated if all elements in $\gamma_{ik}^{(d_\rho)}$ are equal to 0 and cannot be reallocated if at least one element is equal to 1 as formalized in the following definition.

Definition 1. *The partition ρ_{k-1} and ρ_k are compatible with respect to $\gamma_k^{(d_\rho)}$ if ρ_k can be obtained from ρ_{k-1} by reallocating units as indicated by $\gamma_k^{(d_\rho)}$, that is those units i such that $\max\{\gamma_{ik}^{(d_\rho)}\} = 0$ for $i = 1, \dots, n$.*

To check whether ρ_{k-1} and ρ_k are compatible with respect to the vector $\gamma_k^{(d_\rho)}$, we simply need to verify that the units that cannot be reallocated when moving from point $k-1$ to k have the same cluster assigned in the two partitions. Formally, let $\mathcal{R}_k = \{i \in \{1, \dots, n\} : \max\{\gamma_{ik}^{(d_\rho)}\} = 1\}$ be the indices of units that are not reallocated when moving from index $k-1$ to k and denote with $\rho_k^{\mathcal{R}_k}$ the reduced partition at index k containing only the units specified in \mathcal{R}_k , then ρ_{k-1} and ρ_k are compatible with respect to $\gamma_k^{(d_\rho)}$ if and only if

$$\rho_{k-1}^{\mathcal{R}_k} = \rho_k^{\mathcal{R}_k}.$$

Denoting the set of all partitions with P and the set of partitions that are compatible with ρ_{k-1} based on $\gamma_k^{(d_\rho)}$ with $P_{\mathcal{R}_k} = \{\rho_k \in P : \rho_{k-1}^{\mathcal{R}_k} = \rho_k^{\mathcal{R}_k}\}$, then $\Pr(\rho_k \mid \gamma_k^{(d_\rho)}, \rho_{k-1})$ is a random partition distribution with support in $P_{\mathcal{R}_k}$ defined as

$$\Pr(\rho_k = \lambda \mid \gamma_k^{(d_\rho)}, \rho_{k-1}) = \frac{\Pr(\rho_k = \lambda) \mathbf{I}(\lambda \in P_{\mathcal{R}_k})}{\sum_{\lambda' \in P} \Pr(\rho_k = \lambda') \mathbf{I}(\lambda' \in P_{\mathcal{R}_k})}, \quad (8)$$

where $\Pr(\rho_k = \lambda)$ is the EPPF of ρ_1 evaluated at $\lambda \in P$ and $\mathbf{I}(A)$ denotes the indicator function.

3.2 Prior distribution for the auxiliary variables

While the role of the auxiliary variables in dynamics of the partitions has been carefully examined, the dependencies among these variables have yet to be addressed. Page et al. (2022) assume a simple independence, i.e.

$$\gamma_{ik} \mid \alpha_k \stackrel{ind}{\sim} \text{Ber}(\alpha_k) \quad (9)$$

with $\boldsymbol{\alpha} = (\alpha_1, \dots, \alpha_K)^\top \in [0, 1]^K$ acting as temporal dependence parameters. High α_k implies that units are more likely to not be reallocated in all transitions between index $k - 1$ and k .

While this independence assumption works well for $d_\rho = 1$, in general is debatable. In fact, for $d_\rho > 1$, the influence of some $\gamma_{ik} = 0$ may be diminished when placed in the broader context of its neighboring γ_{ik} 's. For instance, suppose $\gamma_{i,k-1} = \gamma_{i,k+1} = 1$ and we are interested in the cluster allocation of the i th unit in the partitions at index k onward. If $d_\rho > 1$, regardless of its value, γ_{ik} has no influence. Indeed, the cluster assignment is fixed by the previous and next auxiliary variables $\gamma_{i,k-1}$ and $\gamma_{i,k+1}$. The intuition is that, even if γ_{ik} would allow the reallocation of the i th unit, this reallocation cannot happen since, by construction, the cluster is fixed due to the previous and next auxiliary variable.

To address both this issue and make the model more flexible, we introduce d_γ , a second dependence order on the distribution of the auxiliary variables. Specifically, we propose to consider a logistic autoregressive model with probability proportional to the number of times the i th unit cannot be reallocated when moving from a index to the next one in the previous d_γ point movements, i.e.,

$$\gamma_{ik} \mid \boldsymbol{\alpha}, \boldsymbol{\gamma}_{i,k-1}^{(d_\gamma)} \stackrel{ind}{\sim} \text{Ber}(\pi(\boldsymbol{\alpha}^\top \mathbf{z}_{ik})), \quad (10)$$

where $\pi(x) = \exp(x)/\{1 + \exp(x)\}$ is the logistic function and \mathbf{z}_{ik} is row $i + n(k - 1)$ of a matrix \mathbf{Z} with $\mathbf{z}_{ik} = (1, \sum_{q=1}^{d_\gamma} \gamma_{i,k-q})^\top \in \mathbb{R}^2$, and $\boldsymbol{\alpha} \in \mathbb{R}^2$. We assumed here that all the auxiliary variables γ_{ik} have the same lag-specific influence on $\gamma_{i,k+1}, \dots, \gamma_{d_\gamma}$. It is worth noting that the formulation in (10) could also work for $d_\gamma = 0$, but in doing this the formulation is not equivalent to the tRPM of Page et al. (2022).

We term the model induced by (7) equipped with (8) and (9) or (10), depending on the dependence order parameter d_γ , as semi-Markovian random partition model of orders (d_ρ, d_γ) , concentration parameter $M > 0$, and autoregressive parameter vector $\boldsymbol{\alpha}$, denoted by $\text{smRPM}_{d_\rho, d_\gamma}(\boldsymbol{\alpha}, M)$. If $(d_\rho, d_\gamma) = (1, 0)$, then $\text{smRPM}_{d_\rho, d_\gamma}(\boldsymbol{\alpha}, M)$ simplifies to $\text{tRPM}(\boldsymbol{\alpha}, M)$.

Depending on d_γ , we may need different prior formulations for the parameter $\boldsymbol{\alpha}$. If $d_\gamma = 0$, we assume $\alpha_k \stackrel{iid}{\sim} \text{Beta}(a_\alpha, b_\alpha)$ as in Page et al. (2022). If $d_\gamma > 0$, we use the data-augmentation strategy introduced in Polson et al. (2013) in order to keep the conjugacy of the model,

$$\boldsymbol{\alpha} \sim \text{N}_2(\mathbf{a}, \mathbf{A}), \quad \omega_{ik} \stackrel{iid}{\sim} \text{PG}(0, 1), \quad i = 1, \dots, n, \quad k = 1, \dots, K,$$

where $\text{PG}(b, c)$ is a Pólya-Gamma distribution with parameters $b > 0$ and $c \in \mathbb{R}$; the vector $\mathbf{a} \in \mathbb{R}^2$ and the positive-definite matrix $\mathbf{A} \in \mathbb{R}^{2 \times 2}$ are hyperparameters.

3.3 Conditional posterior distributions

In this section we discuss how to perform posterior inference via Gibbs sampling deriving all the full conditional distributions for the partitions and the auxiliary variables borrowing ideas from Neal (2000). We start by stating the two following propositions. Their proofs are reported in the Appendix.

Proposition 1. *The conditional probability reported in Equation (8) can be written as*

$$\Pr(\rho_k \mid \gamma_k^{(d_\rho)}, \rho_{k-1}) = \frac{\Pr(\rho_k)}{\Pr(\rho_k^{\mathcal{R}_k})} I\left(\rho_{k-1}^{\mathcal{R}_k} = \rho_k^{\mathcal{R}_k}\right) = \begin{cases} \Pr(\rho_k) / \Pr(\rho_k^{\mathcal{R}_k}) & \text{if } \rho_{k-1}^{\mathcal{R}_k} = \rho_k^{\mathcal{R}_k} \\ 0 & \text{otherwise} \end{cases}.$$

Proposition 2. *Let $\mathcal{R}_{k'}$ be the indices of units that are not reallocated when moving from index $k' - 1$ to k' and let $\mathcal{R}_{k'}^{(+i,k)}$ and $\mathcal{R}_{k'}^{(-i,k)}$ be the same quantity with γ_{ik} set to 1 and 0, respectively. Then, for $k, k' = 1, \dots, K$,*

$$\mathcal{R}_{k'}^{(+i,k)} = \begin{cases} \mathcal{R}_{k'} \cup \{i\} & \text{if } \max \left\{ \gamma_{ik'}^{(d_\rho)} \right\} = 0 \\ \mathcal{R}_{k'} & \text{otherwise} \end{cases},$$

$$\mathcal{R}_{k'}^{(-i,k)} = \begin{cases} \mathcal{R}_{k'} \setminus \{i\} & \text{if } \max \left\{ \gamma_{ik'}^{(d_\rho)(-k)} \right\} = 0 \text{ and } \gamma_{ik} = 1 \\ \mathcal{R}_{k'} & \text{otherwise} \end{cases}.$$

where $\gamma_{ik'}^{(d_\rho)(-k)}$ denotes $\gamma_{ik'}^{(d_\rho)}$ with γ_{ik} set to 0.

Moreover, it holds that $\mathcal{R}_{k'}^{(+i,k)} = \mathcal{R}_{k'}^{(-i,k)} \cup \{i\}$ if $\max \left\{ \gamma_{ik'}^{(d_\rho)(-k)} \right\} = 0$.

From the previous propositions, we can derive the full conditional distribution for γ_{ik} .

This is

$$\Pr(\gamma_{ik} = 1 \mid -) \propto \pi_{ik}^{(+i,k)} \prod_{k'=k}^{k+d_\rho-1} \frac{\Pr(\rho_{k'})}{\Pr(\rho_{k'}^{\mathcal{R}_{k'}^{(+i,k)}})} I\left(\rho_{k'-1}^{\mathcal{R}_{k'}^{(+i,k)}} = \rho_{k'}^{\mathcal{R}_{k'}^{(+i,k)}}\right)$$

and, similarly,

$$\Pr(\gamma_{ik} = 0 \mid -) \propto \pi_{ik}^{(-i,k)} \prod_{k'=k}^{k+d_\rho-1} \frac{\Pr(\rho_{k'})}{\Pr(\rho_{k'}^{\mathcal{R}_{k'}^{(-i,k)}})} I\left(\rho_{k'-1}^{\mathcal{R}_{k'}^{(-i,k)}} = \rho_{k'}^{\mathcal{R}_{k'}^{(-i,k)}}\right),$$

where $\pi_{ik}^{(+i,k)} = \alpha_k$ and $\pi_{ik}^{(-i,k)} = 1 - \alpha_k$ if $d_\gamma = 0$, that is if $\gamma_{ik} \stackrel{ind}{\sim} \text{Ber}(\alpha_k)$, while $\pi_{ik}^{(+i,k)}$ and $\pi_{ik}^{(-i,k)}$ are the product of $d_\gamma + 1$ probabilities $\prod_{k'=k}^{k+d_\gamma} \exp(\gamma_{ik'} \boldsymbol{\alpha}^\top \mathbf{z}_{ik'}) / \{1 + \exp(\boldsymbol{\alpha}^\top \mathbf{z}_{ik'})\}$ with γ_{ik} set to 1 and 0, respectively, if $d_\gamma > 0$, that is if $\gamma_{ik} \mid \boldsymbol{\alpha}, \boldsymbol{\gamma}_{i,k-1} \stackrel{ind}{\sim} \text{Ber}(\pi(\boldsymbol{\alpha}^\top \mathbf{z}_{ik}))$.

Normalizing, we obtain

$$\Pr(\gamma_{ik} = 1 \mid -) = \frac{\pi_{ik}^{(+i,k)}}{\pi_{ik}^{(+i,k)} + \pi_{ik}^{(-i,k)} \prod_{k'=k}^{k+d_\gamma-1} \Pr(\rho_{k'}^{\mathcal{R}_{k'}^{(+i,k)}}) / \Pr(\rho_{k'}^{\mathcal{R}_{k'}^{(-i,k)}})} \prod_{k'=k}^{k+d_\gamma-1} \mathbb{I}\left(\rho_{k'-1}^{\mathcal{R}_{k'}^{(+i,k)}} = \rho_{k'}^{\mathcal{R}_{k'}^{(+i,k)}}\right), \quad (11)$$

where $\Pr(\rho_{k'}^{\mathcal{R}_{k'}^{(+i,k)}}) / \Pr(\rho_{k'}^{\mathcal{R}_{k'}^{(-i,k)}})$ can be easily computed using Proposition 2 and Neal's Algorithm 8 with one auxiliary parameter (Neal 2000). As a consequence of Proposition 2, $\Pr(\rho_{k'}^{\mathcal{R}_{k'}^{(+i,k)}}) / \Pr(\rho_{k'}^{\mathcal{R}_{k'}^{(-i,k)}})$ needs to be computed only when updating γ_{ik} changes the set of compatible partitions for ρ_k , since

$$\frac{\Pr\left(\rho_{k'}^{\mathcal{R}_{k'}^{(+i,k)}}\right)}{\Pr\left(\rho_{k'}^{\mathcal{R}_{k'}^{(-i,k)}}\right)} = \begin{cases} \Pr\left(c_{ik} \mid \rho_{k'}^{\mathcal{R}_{k'}^{(-i,k)}}\right) & \text{if } \mathcal{R}_{k'}^{(+i,k)} = \mathcal{R}_{k'}^{(-i,k)} \cup \{i\} \\ 1 & \text{otherwise} \end{cases}.$$

Assuming $\rho_1 \sim \text{CRP}(M)$, when $\mathcal{R}_{k'}^{(+i,k)} = \mathcal{R}_{k'}^{(-i,k)} \cup \{i\}$, that is when $c_{ik} \notin \rho_{k'}^{\mathcal{R}_{k'}^{(-i,k)}}$, we have

$$\Pr\left(c_{ik} = j \mid \rho_{k'}^{\mathcal{R}_{k'}^{(-i,k)}}\right) = \begin{cases} n_j(\rho_{k'}^{\mathcal{R}_{k'}^{(-i,k)}}) / \left(n(\rho_{k'}^{\mathcal{R}_{k'}^{(-i,k)}}) + M\right) & \text{if } j = 1, \dots, J(\rho_{k'}^{\mathcal{R}_{k'}^{(-i,k)}}) \\ M / \left(n(\rho_{k'}^{\mathcal{R}_{k'}^{(-i,k)}}) + M\right) & \text{if } j = J(\rho_{k'}^{\mathcal{R}_{k'}^{(-i,k)}}) + 1 \end{cases}, \quad (12)$$

where $n_j(\rho_{k'}^{\mathcal{R}_{k'}^{(-i,k)}})$ is the frequency of cluster j in $\rho_{k'}^{\mathcal{R}_{k'}^{(-i,k)}}$, $n(\rho_{k'}^{\mathcal{R}_{k'}^{(-i,k)}})$ is the number of units in $\rho_{k'}^{\mathcal{R}_{k'}^{(-i,k)}}$ and $J(\rho_{k'}^{\mathcal{R}_{k'}^{(-i,k)}})$ is the number of clusters in $\mathcal{R}_{k'}^{(-i,k)}$.

We use again Proposition 1 and Neal's Algorithm 8 with one auxiliary parameter to derive the full conditional distribution for c_{ik} , which is

$$\Pr(c_{ik} = j \mid -) \propto \Pr(\rho_k^{(i \rightarrow j)}) \Pr(\mathbf{Q} \mid c_{ik} = j, -) \mathbb{I}\left(\rho_{k-1}^{\mathcal{R}_k} = (\rho_k^{(i \rightarrow j)})^{\mathcal{R}_k}\right) \mathbb{I}\left((\rho_k^{(i \rightarrow j)})^{\mathcal{R}_{k+1}} = \rho_{k+1}^{\mathcal{R}_{k+1}}\right),$$

where $\Pr(\mathbf{Q} \mid c_{ik} = j, -)$ is the joint distribution of the random variables \mathbf{Q} whose distributions depend on c_{ik} with c_{ik} set to j . The quantity $\rho_k^{(i \rightarrow j)} = \left\{S_{k1}^{-i}, \dots, S_{kj}^{(-i)} \cup \{i\}, \dots, S_{kJ(\rho_k^{(i \rightarrow j)})}^{(-i)}\right\}$

denotes the partition ρ_k with unit i assigned to cluster j , where $J(\rho_k^{(i \rightarrow j)})$ is the number of clusters in $\rho_k^{(i \rightarrow j)}$ and $S_{kj}^{(-i)}$ be the j th cluster at point k , S_{kj} , with unit i removed. Assuming again $\rho_1 \sim \text{CRP}(M)$,

$$\Pr\left(\rho_k^{(i \rightarrow j)}\right) \propto \begin{cases} |S_{kj}^{(-i)}| & \text{if } j = 1, \dots, J(\rho_k^{(i \rightarrow j)}) \\ M & \text{if } j = J(\rho_k^{(i \rightarrow j)}) + 1 \end{cases}.$$

The first indicator function implies that the local cluster c_{ik} is updated only if the local cluster can be reallocated when moving from index $k - 1$ to k since the indicator function sets $\Pr(c_{ik} = j \mid -)$ to 0 if the partitions ρ_{k-1} and $\rho_k^{(i \rightarrow j)}$ are not compatible with respect to $\gamma_k^{(d_\rho)}$; the second indicator implies that the local cluster c_{ik} cannot be reallocated to another already-existent cluster if the local cluster cannot be reallocated when moving from index k to $k + 1$ since the indicator function sets $\Pr(c_{ik} = j \mid -)$ to 0 if the partitions $\rho_k^{(i \rightarrow j)}$ and ρ_{k+1} are not compatible with respect to $\gamma_{k+1}^{(d_\rho)}$. Notice that $\Pr(\rho_k^{\mathcal{R}_k})$ can be omitted since it depends on c_{ik} only when unit i cannot be reallocated when moving from index $k - 1$ to k .

So, the full conditional distribution for $c_{ik} = j$ is

$$\Pr(c_{ik} = j \mid -) \propto \begin{cases} |S_{kj}^{(-i)}| \Pr(\mathbf{Q} \mid c_{ik} = j, -) \mathbf{I}\left(\rho_{k-1}^{\mathcal{R}_k} = (\rho_k^{(i \rightarrow j)})^{\mathcal{R}_k}\right) \mathbf{I}\left((\rho_k^{(i \rightarrow j)})^{\mathcal{R}_{k+1}} = \rho_{k+1}^{\mathcal{R}_{k+1}}\right) & \text{if } j = 1, \dots, J(\rho_k^{(i \rightarrow j)}) \\ M \Pr(\mathbf{Q} \mid c_{ik} = j, -) \mathbf{I}\left(\rho_{k-1}^{\mathcal{R}_k} = (\rho_k^{(i \rightarrow j)})^{\mathcal{R}_k}\right) \mathbf{I}\left((\rho_k^{(i \rightarrow j)})^{\mathcal{R}_{k+1}} = \rho_{k+1}^{\mathcal{R}_{k+1}}\right) & \text{if } j = J(\rho_k^{(i \rightarrow j)}) + 1 \end{cases} \quad (13)$$

Any auxiliary parameters, i.e., variables related to the new cluster, are drawn from their prior distributions as in Neal (2000), used to compute $\Pr(c_{ik} = J(\rho_k^{(i \rightarrow j)}) + 1 \mid -)$, and then kept if the new cluster is selected, discarded otherwise.

Finally, we report the full conditional distributions for α and ω , where ω is a $n \times K$ matrix containing the ω_{ik} 's. When $d_\gamma = 0$, we have only α whose elements have the following full conditional distributions

$$\alpha_k \mid - \sim \text{Beta}\left(a_\alpha + \sum_{i=1}^n \gamma_{ik}, b_\alpha + n - \sum_{i=1}^n \gamma_{ik}\right). \quad (14)$$

When $d_\gamma > 0$, we have both $\boldsymbol{\alpha}$ and $\boldsymbol{\omega}$ whose elements have the following full conditional distributions

$$\boldsymbol{\alpha} \mid - \sim \text{N} \left((\mathbf{Z}^\top \Omega \mathbf{Z} + \mathbf{A}^{-1})^{-1} (\mathbf{Z}^\top \boldsymbol{\kappa} + \mathbf{A}^{-1} \mathbf{a}), (\mathbf{Z}^\top \Omega \mathbf{Z} + \mathbf{A}^{-1})^{-1} \right), \quad \omega_{ik} \mid - \sim \text{PG} \left(1, \boldsymbol{\alpha}^\top \mathbf{z}_{ik} \right), \quad (15)$$

where $\boldsymbol{\kappa} = \text{vec}(\boldsymbol{\gamma}) - 1/2 \in \mathbb{R}^{nK}$ and $\Omega = \text{diag}\{\text{vec}(\boldsymbol{\omega})\} \in \mathbb{R}^{nK \times nK}$.

4 Simulation study

We assess the performance of smRPM through three simulation studies. In the first one, we consider time series data and assess the model performance as a function of d_ρ and d_γ . In the second, instead, we consider functional data. In this case we match d_ρ with the order of the B-spline basis and discuss the empirical performance of different d_γ . The first two simulations provide guidelines to choose both d_ρ and d_γ which are applied in the third simulation where the method is compared with existing alternatives in the motivating task of functional local clustering problem.

In all studies, we use B-splines with equally spaced knots. In general, however, the knot placement can be modified to incorporate prior knowledge about the domain or to address specific research questions. We define a $n^{(ref)} \times K$ matrix of cluster assignments $\mathbf{C}^{(ref)}$ for $n^{(ref)}$ reference time series or functional observations, and build the $n \times K$ matrix of cluster assignments \mathbf{C} for the simulated dataset by replicating $n^{(rep)}$ times each row of $\mathbf{C}^{(ref)}$. By doing so, we obtain simulated datasets containing $n^{(rep)}$ realizations of each of these reference time series or functional observations. We set $n^{(ref)} = 5$ and let $n^{(rep)}$ vary over the set $\{10, 30\}$, thus obtaining two scenarios with 50 and 150 observations, respectively. Data are generated with high and low signal-to-noise ratio.

To assess the ability of each model in retrieving the true sequence of partitions, we com-

puted the Adjusted Rand Index (ARI, Hubert & Arabie 1985) between the true partition at each index k , ρ_k , and the visited partition at iteration b of the MCMC, $\hat{\rho}_k^{(b)}$. Then, we computed a posterior estimate of ARI, as

$$\text{ARI}(\rho_k, \hat{\rho}_k^{(1:B)}) = \frac{1}{|\mathcal{B}|} \sum_{b \in \mathcal{B}} \text{ARI}(\rho_k, \hat{\rho}_k^{(b)}),$$

where $\hat{\rho}_k^{(1:B)}$ collects all the B partitions $\hat{\rho}_k^{(b)}$ sampled by the MCMC algorithm, and \mathcal{B} is a set of 1000 MCMC samples, obtained by collecting 10000 samples, discarding the first 5000 and thinning by 5, in each model considered during the simulation studies. Details on the prior hyperparameter choice and initialization of the partitions and cluster-specific parameters are reported in the Supplementary Materials.

In the first simulation, data are simulated according to

$$Y_{ik} \mid \boldsymbol{\mu}_k^*, \sigma^{*2}, c_{ik} \stackrel{\text{ind}}{\sim} \text{N}(\mu_{c_{ik}}^*, \sigma^{*2}), \quad i = 1, \dots, n, \quad k = 1, \dots, K,$$

with $\sigma^{*2} \in \{1, 4\}$. Unlike the functional setting, in which d_ρ coincides with the order of the B-spline, d_ρ needs to be tuned or selected according to previous knowledge. To evaluate the performance of the model under correct and incorrect specification of d_ρ , we consider two sub-scenarios with different $\boldsymbol{\mu}^*$ and \mathbf{C} , where the sequence of partitions \mathbf{C} exhibits Markovian dependence in the first sub-scenario and second-order dependence in the second one. We fit the model reported in the Supplementary Materials for different values of $d_\rho \in \{1, 2, 3, 4\}$ and $d_\gamma \in \{0, d_\rho\}$. Notably, tRPM of Page et al. (2022) is a special case with $d_\rho = 1$ and $d_\gamma = 0$ and is reported for comparison.

Figure 2 reports the results. Considering higher-order dependence in the partition distribution always leads to model improvement, the same holds for the dependence in the distribution of the auxiliary variables only when $d_\rho > 1$. We observe that the model with Markovian dependence in both distributions almost always turns out to be the worst model.

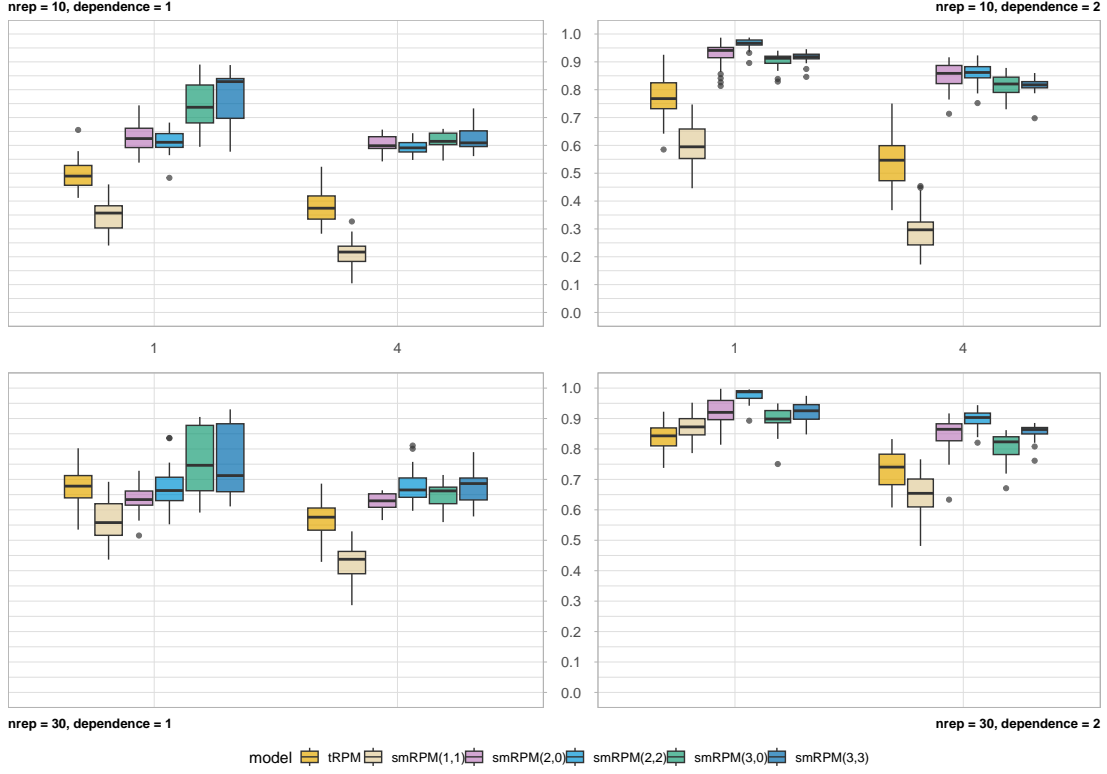


Figure 2: Boxplot of the average posterior ARI across the sequence of partitions computed on $R = 50$ simulated datasets under Markovian (top) and second-order dependence (bottom). Each figure considers a different combination of number of functions $n^{(rep)}$ and order dependence: from top left clockwise: $(10, 1)$, $(10, 2)$, $(30, 2)$ and $(30, 1)$. Each figure shows the low-noise scenario on the left ($\sigma^{*2} = 1$) on the left and the high-noise one on the right ($\sigma^{*2} = 4$).

In the other cases, models having the same order of dependence in the two distributions always outclass their counterparts with no dependence in the distribution of auxiliary variables providing empirical evidence to choose $d_\rho = d_\gamma$. The noise introduced by σ^2 influences the models' performance while not changing their ranking. Additional details, including time-specific posterior ARIs, are reported in the Supplementary Materials.

As second simulation experiment we simulated data under the model introduced in (4)-(5). All curves are assumed to be observed on a common equispaced grid (x_1, \dots, x_M) of $M = 100$ evaluation points over the interval $[0, 1]$. Details are reported in the Supplementary Materials. We considered cubic B-splines basis, with $K - 2$ evenly spaced knots between 0 and 1, to both simulate the data and estimate the model, so that we can identify the best combination (d_ρ, d_γ) under correct specification of the basis expansion.

We fit the model with $(d_\rho, d_\gamma) \in \{(1, 0), (3, 0), (3, 3)\}$ representing the tRPM of Page et al. (2022), and the proposed smRPM under an independence assumption for the auxiliary variables and under the matching order specification suggested by the empirical results obtained in the first simulation study.

Figure 3 reports the results based on the functional version of ARI (fARI), as defined in the Supplementary Materials. As expected, models with partition dependence aligned to the degree of the B-spline outperform the model utilizing the tRPM. Moreover, including 3-order dependence also in the distribution of the auxiliary variable leads to a further improvement in the performance of the model, as well as reduced variability in the results, consistently with the results obtained in the first simulation. Similarly to the non-functional case, the noise parameter σ^2 and the number of observations influence the model performance but do not affect their ranking.

Finally, we assess the empirical performance of the proposed approach with $d_\rho = d_\gamma$ set

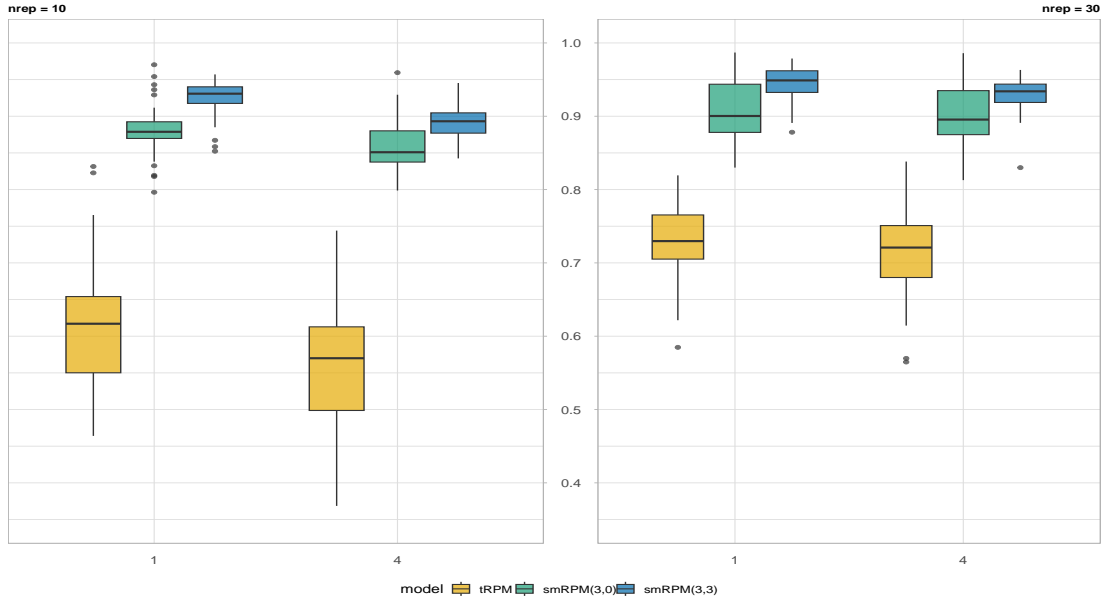


Figure 3: Boxplot of the average posterior fARI across the sequence of functional partitions computed on $R = 50$ simulated datasets. The figure on the left considers $n^{(rep)} = 10$, while the one on the right $n^{(rep)} = 30$. Each figure shows the low-noise scenario on the left ($\sigma^2 = 1$) on the left and the high-noise one on the right ($\sigma^2 = 4$).

equal to the degree of the B-spline basis, comparing it to other competing methods. To the best of our knowledge, the only alternative implementation currently available, apart from tRPM, is the Hidden Markov Functional Local Clustering Model (HMFLCM) introduced by Fan & Sarkar (2024). The latter is a two-step procedure that performs global clustering in the first step and local clustering on the global cluster in the second step that exploits the same local property of B-splines of the proposed functional smRPM.

To evaluate the competing approaches under both correct and incorrect specifications, we consider scenarios where the order of the B-splines in the data-generating mechanism either matches or differs from that of the models. Details are reported in the Supplementary Materials.

Figure 4 reports the results under miss-specification. In addition to fARI, we also computed a posterior estimate of Root Mean Square Error (RMSE) to assess the ability of each model in predicting observations. Details on how the RMSE is computed are reported in the Supplementary Materials. In terms of fARI, the tRPM model consistently exhibits the worst performance across all scenarios. The functional smRPM achieves the best performance in smaller sample size settings, while the relative performance of HMFLCM improves as the sample size increases. Conversely, for RMSE, HMFLCM consistently shows the poorest performance, though the relative difference diminishes with larger sample sizes.

A similar figure for the correctly specified scenario is reported in the Supplementary Materials. In this settings the results in terms of RMSE are qualitatively the same with HMFLCM achieving the worst performance. In terms of fARI, instead, HMFLCM has, on average, higher fARI than the other competing methods.

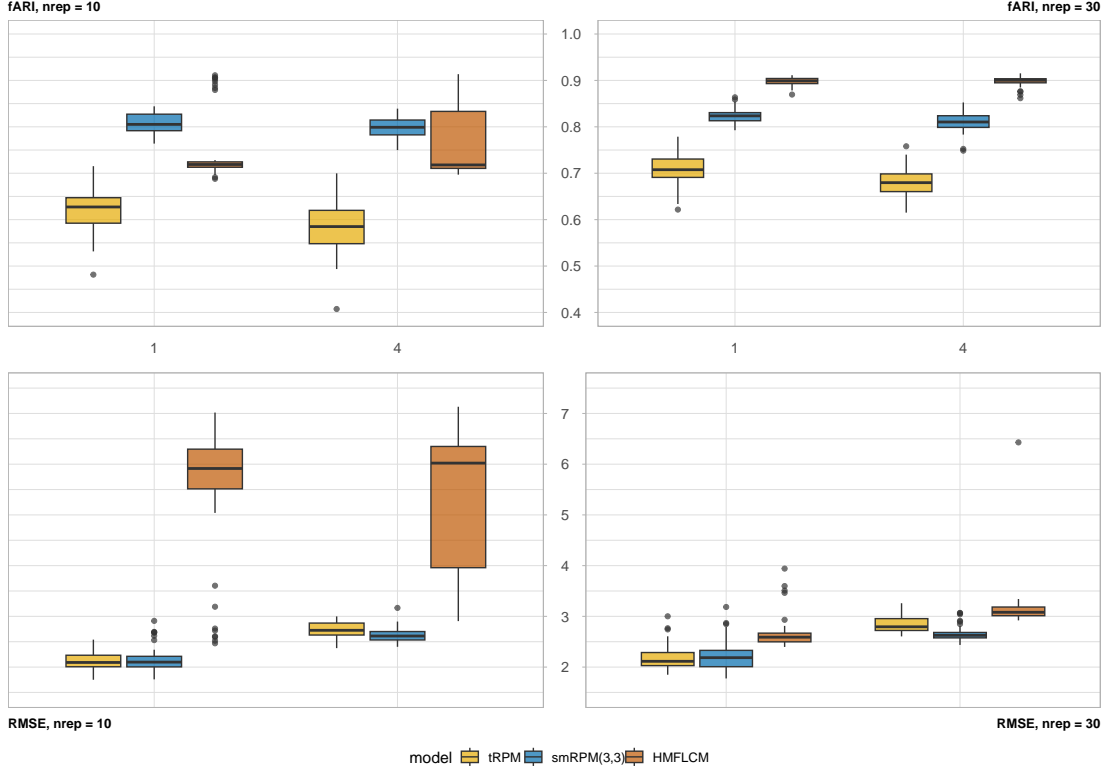


Figure 4: Boxplot of the average posterior fARI across the sequence of functional observations (top) and posterior RMSE between functional observations and predicted counterparts (bottom) computed on $R = 50$ simulated dataset under miss-specification of the B-splines. The figures on the left consider $n^{(rep)} = 10$, while the ones on the right $n^{(rep)} = 30$. Each figure shows the low-noise setting on the left ($\sigma^2 = 1$) on the left and the high-noise one on the right ($\sigma^2 = 4$).

5 Venetian lagoon tide level data analysis

In this section, we apply our proposed model for functional data to a dataset of tidal level measurements from monitoring stations in the Venetian Lagoon¹. The Venetian lagoon is an ecosystem in perpetual transformation whose morphology is shaped by the constant interaction between the tides and the erosion caused by waves. Venice, located within this delicate environment, faces significant flood risks that cause disruptions in mobility, difficulties in many public services, issues in numerous ground-floor establishments, and gradual deterioration of building structures. This issue has intensified due to a combination of natural phenomena, e.g., sea-level rise, and human interventions that have altered the lagoon environment. Over the years, several measures have been implemented to counter these disruptive transformations, among which the most important is MOSE, a large-scale flood protection system consisting of rows of mobile barriers that, if activated, can stop the rise of the tides by isolating the lagoon from the sea during high tides. Therefore, effective and continuous monitoring of water levels is crucial for flood management and for operating the MOSE system.

We consider hourly tidal level data, measured at $n = 11$ monitoring stations in the Venetian Lagoon, that are publicly available and easily downloadable from the official website of the City of Venice. In particular, we focus on two time intervals: a shorter one from August 27 to August 30, 2023, and a longer one from October 19 to October 26, 2023. During some of these days, the MOSE system was activated to block rising tides and prevent flooding within the lagoon. Before applying the model, functional data have been registered, as customary in functional data analysis (Ramsay & Silverman 2005), with a simple informed approach. Specifically, we shifted the evaluation points of certain stations

¹Download: <https://www.comune.venezia.it/it/content/dati-dalle-stazioni-rilevamento>.

by 0.5, 1.0 or 1.5 hours depending on their distance from the sea, reflecting the time lags in tidal rise reaching different stations.

For both data sets we fit a functional smRPM with cubic B-splines. For simplicity and as similarly done in the simulation study, we used evenly spaced knots. Detailed description of the prior hyperparameters are described in the Supplementary Materials. A posterior point estimate for the sequence of partitions ρ_1, \dots, ρ_K is obtained by independently estimating each partition ρ_k at every index k . Each of these is estimated using the SALSO algorithm (Dahl et al. 2022) with the Binder loss (Binder 1978). Posterior estimates of the cluster-specific B-spline parameters, θ^* , are computed conditionally on the posterior point estimate of ρ_1, \dots, ρ_K ; see Supplementary Materials for the detailed procedure.

We compare the observed time series of tide level with the curves estimated by our model in Figure 5 and Figure 6. Along with the estimated curves, the bottom panel shows the posterior probability of having J_k groups at each index k .

The longer time interval depicted in Figure 5 covers nine days in October 2023, during which the MOSE system was activated. Specifically, it was operational during the first two days, 19 and 20, as well as the last three days, 24, 25 and 26. It is interesting to note that all the stations have the same behavior when the MOSE system is not active, while several different local behaviors arise when it is in function. We intentionally did not account for this to showcase the ability of the model to detect both global and local clusters in an unsupervised fashion. The large number of clusters on October 24th can be explained by the severe storms on that day, which made the measurements from the stations less precise and more variable from station to station.

Similarly, the shorter interval depicted in Figure 6 provides a clearer visualization of how local clustering facilitates a more nuanced analysis of functional data compared to

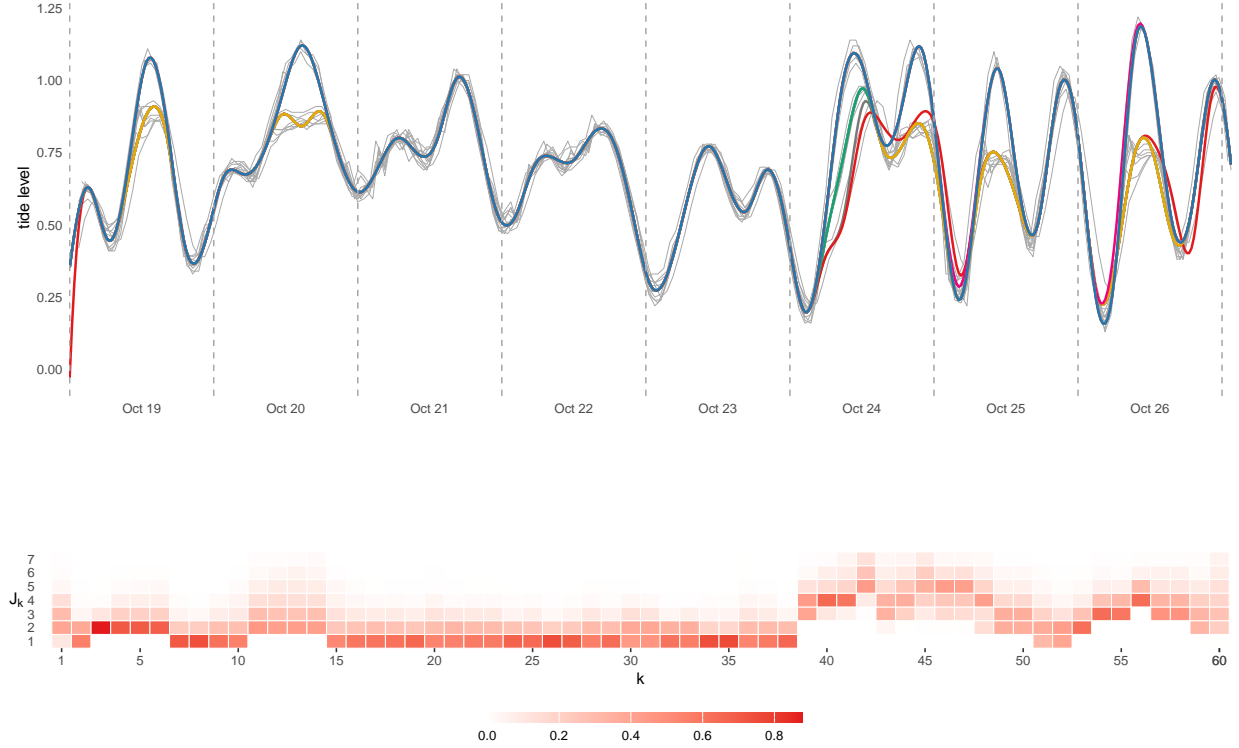


Figure 5: Top: comparison of the observed tide levels (grey) and the corresponding predicted curves for the time interval October 19-26, 2023. Bottom: posterior distributions of the number of clusters J_k at each basis k ; the posterior probability is represented with a color scale ranging from white for low probability to red for higher probability.

methods relying solely on global clustering. In this case, the persistence of the cluster represented by the red curve, which corresponds to a single station, is particularly notable, as it neither merges with nor splits from any other group throughout the interval. In contrast, the remaining stations are predominantly grouped into the blue and yellow clusters, with the yellow cluster emerging briefly on August 28th and 29th—days marked by exceptionally high tides for the summer period in which the MOSE was activated. The red and the blue/yellow clusters can be interpreted as representing global behaviors, while still allowing for the identification of local patterns, represented by the splitting of the yellow curve. Notably, the posterior probability on the number of clusters provides further insights. While the point estimate suggests three clusters, the posterior distribution extends beyond this, capturing the uncertainty in the clustering process. This feature, customary in Bayesian model-based clustering, complements the point estimate by providing a probabilistic assessment of the number of clusters and their stability.

6 Conclusion

In this article, we proposed a Bayesian hierarchical approach to perform indirect local clustering of functional data through B-spline basis expansion and a dependent RPM for the basis coefficients. The model exploits the local property of B-splines to obtain partially coincident functions when sharing clusters for enough contiguous basis parameters. We proposed a novel dependent RPM, smRPM, that relaxes the assumptions of tRPM assuming d_p - and d_γ -order dependence in the distribution of the partitions and the distribution of the auxiliary variables guiding the evolution of the partitions, respectively. Through simulation studies, we showed that the model for functional data is able to fully exploit the local property of B-splines and performs the best when both dependence orders are

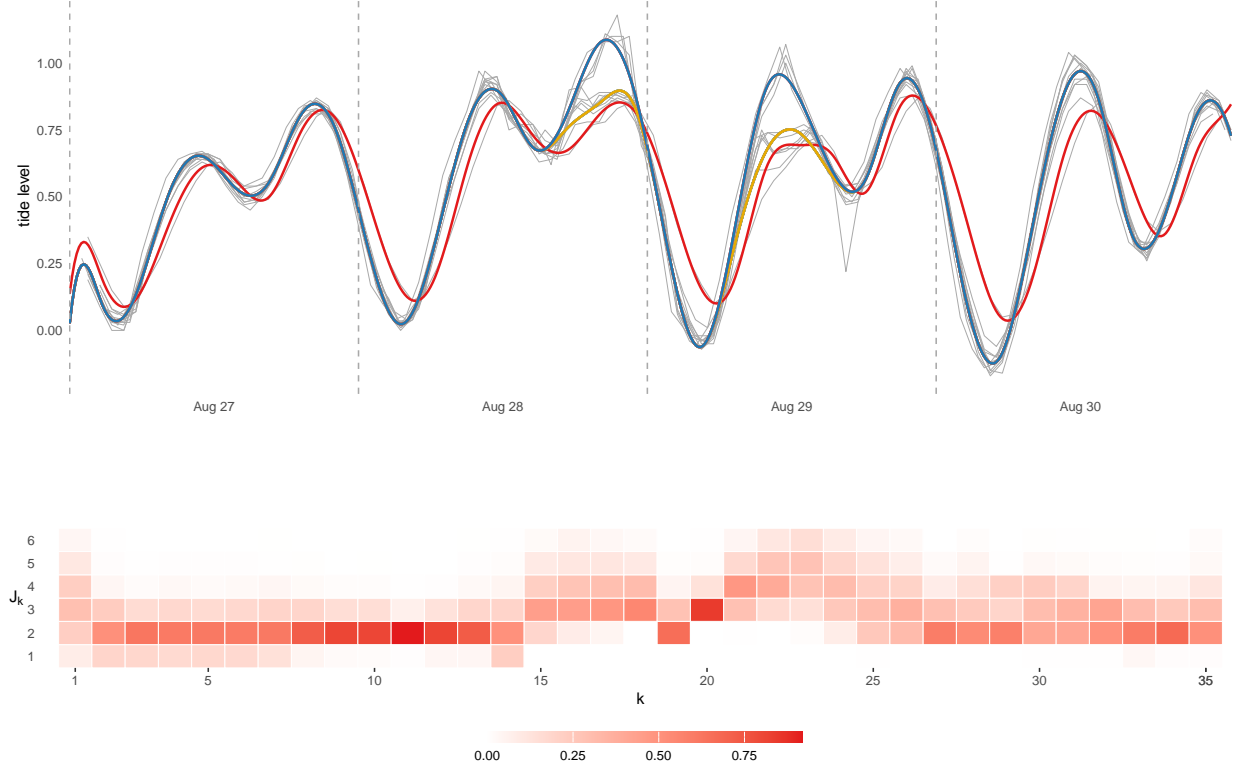


Figure 6: Top: comparison of the observed tide levels (grey) and the corresponding predicted curves for the time interval August 27-30, 2023. Bottom: posterior distributions of the number of clusters J_k at each basis k ; the posterior probability is represented with a color scale ranging from white for low probability to red for higher probability.

set to the degree of the B-spline employed in the model. We further demonstrated that our novel prior on a sequence of partition can applied in any context in which Markovian assumptions may be too restrictive.

This work can be extended in several directions, both related to the model for functional data and to the novel dependent RPM. The Gaussian noise in Equation 5 could be replaced with an alternative formulation which takes into account the dependence across the domain of the functional data, e.g., Gaussian process. The relatively simple approach to link contiguous cluster-specific B-spline parameters could be extended to jointly model groups of parameters, possibly borrowing ideas from Bayesian P-spline (Lang & Brezger 2004). Moving our attention to smRPM, the distribution of the auxiliary variables could be easily modified to also handle curve-specific, basis-specific and curve-basis-specific co-variates in a similar fashion to Liang et al. (2024). Last but not least, alternative EPPF could be employed to add more flexibility to smRPM and eventually include additional prior information on the clustering. Page et al. (2022) considered spatial Product Partition Model (Page & Quintana 2016), however one can use any other RPM for modeling the first partition and use smRPM mechanism to handle the temporal evolution. Alternatively, any EPPF induced by a element of the class of Gibbs-type priors (De Blasi et al. 2015), among which we recall the Dirichlet Process (Ferguson 1973) and Pitman-Yor Process (Pitman & Yor 1997), is a good choice since it allows for a closed form computation of $\Pr(\rho_{k'}^{\mathcal{R}_{k'}^{(+i,k)}}) / \Pr(\rho_{k'}^{\mathcal{R}_{k'}^{(-i,k)}})$, $k' = k, \dots, k + d_\rho - 1$, in Equation (11).

References

- Binder, D. A. (1978), ‘Bayesian cluster analysis’, *Biometrika* **65**(1), 31–38.
- Dahl, D. B., Johnson, D. J. & Müller, P. (2022), ‘Search Algorithms and Loss Functions

- for Bayesian Clustering’, *Journal of Computational and Graphical Statistics* **31**(4), 1189–1201.
- De Blasi, P., Favaro, S., Lijoi, A., Mena, R. H., Prünster, I. & Ruggiero, M. (2015), ‘Are Gibbs-Type Priors the Most Natural Generalization of the Dirichlet Process?’, *IEEE Transactions on Pattern Analysis and Machine Intelligence* **37**(2), 212–229.
- Duan, J. A., Guindani, M. & Gelfand, A. E. (2007), ‘Generalized Spatial Dirichlet Process Models’, *Biometrika* **94**(4), 809–825.
- Fan, J. & Sarkar, A. (2024), ‘Bayesian Semiparametric Local Clustering of Multiple Time Series Data’, *Technometrics* **66**(2), 282–294.
- Ferguson, T. S. (1973), ‘A Bayesian Analysis of Some Nonparametric Problems’, *The Annals of Statistics* **1**(2), 209–230.
- Gelfand, A. E., Kottas, A. & MacEachern, S. N. (2005), ‘Bayesian Nonparametric Spatial Modeling With Dirichlet Process Mixing’, *Journal of the American Statistical Association* **100**(471), 1021–1035.
- Giampino, A., Guindani, M., Nipoti, B. & Vannucci, M. (2024), ‘Local Level Dynamic Random Partition Models for Changepoint Detection’.
- Hellmayr, C. & Gelfand, A. E. (2021), ‘A Partition Dirichlet Process Model for Functional Data Analysis’, *Sankhya B* **83**(1), 30–65.
- Hubert, L. & Arabie, P. (1985), ‘Comparing partitions’, *Journal of Classification* **2**(1), 193–218.
- Lang, S. & Brezger, A. (2004), ‘Bayesian P-Splines’, *Journal of Computational and Graphical Statistics* **13**(1), 183–212.

- Liang, M., Koslovsky, M. D., Hebert, E. T., Kendzor, D. E. & Vannucci, M. (2024), ‘A Bayesian Nonparametric Approach for Clustering Functional Trajectories over Time’.
- Morris, J. S. (2015), ‘Functional Regression’, *Annual Review of Statistics and Its Application* **2**(Volume 2, 2015), 321–359.
- Neal, R. M. (2000), ‘Markov Chain Sampling Methods for Dirichlet Process Mixture Models’, *Journal of Computational and Graphical Statistics* **9**(2), 249–265.
- Nguyen, X. (2010), ‘Inference of global clusters from locally distributed data’, *Bayesian Analysis* **5**(4), 817–845.
- Nguyen, X. & Gelfand, A. E. (2011), ‘The Dirichlet Labeling Process for Clustering Functional Data’, *Statistica Sinica* **21**(3), 1249–1289.
- Nguyen, X. & Gelfand, A. E. (2014), ‘Bayesian nonparametric modeling for functional analysis of variance’, *Annals of the Institute of Statistical Mathematics* **66**(3), 495–526.
- Paganin, S., Page, G. L. & Quintana, F. A. (2023), ‘Informed Random Partition Models with Temporal Dependence’.
- Page, G. L. & Quintana, F. A. (2016), ‘Spatial Product Partition Models’, *Bayesian Analysis* **11**(1), 265–298.
- Page, G. L., Quintana, F. A. & Dahl, D. B. (2022), ‘Dependent Modeling of Temporal Sequences of Random Partitions’, *Journal of Computational and Graphical Statistics* **31**(2), 614–627.
- Paulon, G., Müller, P. & Sarkar, A. (2024), ‘Bayesian Semiparametric Hidden Markov Tensor Models for Time Varying Random Partitions with Local Variable Selection’, *Bayesian Analysis* **19**(4), 1097–1127.

- Petrone, S., Guindani, M. & Gelfand, A. E. (2009), ‘Hybrid Dirichlet Mixture Models for Functional Data’, *Journal of the Royal Statistical Society. Series B (Statistical Methodology)* **71**(4), 755–782.
- Pitman, J. & Yor, M. (1997), ‘The two-parameter Poisson-Dirichlet distribution derived from a stable subordinator’, *The Annals of Probability* **25**(2), 855–900.
- Polson, N. G., Scott, J. G. & Windle, J. (2013), ‘Bayesian Inference for Logistic Models Using Pólya–Gamma Latent Variables’, *Journal of the American Statistical Association* **108**(504), 1339–1349.
- Ramsay, J. O. & Silverman, B. W. (2005), *Functional Data Analysis*, Springer Series in Statistics, Springer, New York, NY.
- Suarez, A. J. & Ghosal, S. (2016), ‘Bayesian Clustering of Functional Data Using Local Features’, *Bayesian Analysis* **11**(1), 71–98.
- Teh, Y. W., Jordan, M. I., Beal, M. J. & Blei, D. M. (2006), ‘Hierarchical Dirichlet Processes’, *Journal of the American Statistical Association* **101**(476), 1566–1581.
- Zhang, M. & Parnell, A. (2023), ‘Review of Clustering Methods for Functional Data’, *ACM Trans. Knowl. Discov. Data* **17**(7), 91:1–91:34.

SUPPLEMENTARY MATERIAL

SM.1 Proofs of Section 3

Proposition 1. *The conditional probability*

$$\Pr(\rho_k = \lambda \mid \gamma_k^{(d_\rho)}, \rho_{k-1}) = \frac{\Pr(\rho_k = \lambda)I(\lambda \in P_{\mathcal{R}_k})}{\sum_{\lambda' \in P} \Pr(\rho_k = \lambda')I(\lambda' \in P_{\mathcal{R}_k})}$$

can be written as

$$\Pr(\rho_k \mid \gamma_k^{(d_\rho)}, \rho_{k-1}) = \frac{\Pr(\rho_k)}{\Pr(\rho_k^{\mathcal{R}_k})} I(\rho_{k-1}^{\mathcal{R}_k} = \rho_k^{\mathcal{R}_k}) = \begin{cases} \Pr(\rho_k) / \Pr(\rho_k^{\mathcal{R}_k}) & \text{if } \rho_{k-1}^{\mathcal{R}_k} = \rho_k^{\mathcal{R}_k} \\ 0 & \text{otherwise} \end{cases}.$$

Proof. We want to prove that

$$\frac{\Pr(\rho_k)I(\rho_k \in P_{\mathcal{R}_k})}{\sum_{\lambda' \in P} \Pr(\rho_k = \lambda')I(\lambda' \in P_{\mathcal{R}_k})} = \frac{\Pr(\rho_k)}{\Pr(\rho_k^{\mathcal{R}_k})} I(\rho_{k-1}^{\mathcal{R}_k} = \rho_k^{\mathcal{R}_k}).$$

Both indicator functions at the numerator check whether ρ_{k-1} and ρ_k are compatible with respect to $\gamma_k^{(d_\rho)}$, so in practice they are checking the same statement written in different forms:

$$\rho_k \in P_{\mathcal{R}_k} = \{\rho_k \in P : \rho_{k-1}^{\mathcal{R}_k} = \rho_k^{\mathcal{R}_k}\} \iff \rho_{k-1}^{\mathcal{R}_k} = \rho_k^{\mathcal{R}_k}.$$

Now we only need to prove that $\sum_{\lambda' \in P} \Pr(\rho_k = \lambda')I(\lambda' \in P_{\mathcal{R}_k}) = \Pr(\rho_k^{\mathcal{R}_k})$:

$$\sum_{\lambda' \in P} \Pr(\rho_k = \lambda')I(\lambda' \in P_{\mathcal{R}_k}) = \sum_{\lambda' \in P_{\mathcal{R}_k}} \Pr(\rho_k = \lambda') = \sum_{c_{ik}: i \notin \mathcal{R}_k} \Pr(\rho_k = \mathbf{c}_{\mathbf{k}}) = \Pr(\rho_k^{\mathcal{R}_k}).$$

□

Proposition 2. *Let $\mathcal{R}_{k'}$ be the indices of units that are not reallocated when moving from index $k' - 1$ to k' and let $\mathcal{R}_{k'}^{(+i,k)}$ and $\mathcal{R}_{k'}^{(-i,k)}$ be the same quantity with γ_{ik} set to 1 and 0,*

respectively. Then, for $k, k' = 1, \dots, K$,

$$\mathcal{R}_{k'}^{(+i,k)} = \begin{cases} \mathcal{R}_{k'} \cup \{i\} & \text{if } \max \left\{ \gamma_{ik'}^{(d_\rho)} \right\} = 0 \\ \mathcal{R}_{k'} & \text{otherwise} \end{cases},$$

$$\mathcal{R}_{k'}^{(-i,k)} = \begin{cases} \mathcal{R}_{k'} \setminus \{i\} & \text{if } \max \left\{ \gamma_{ik'}^{(d_\rho)(-k)} \right\} = 0 \text{ and } \gamma_{ik} = 1 \\ \mathcal{R}_{k'} & \text{otherwise} \end{cases}.$$

where $\gamma_{ik'}^{(d_\rho)(-k)}$ denotes $\gamma_{ik'}^{(d_\rho)}$ with γ_{ik} set to 0.

Moreover, it holds that $\mathcal{R}_{k'}^{(+i,k)} = \mathcal{R}_{k'}^{(-i,k)} \cup \{i\}$ if $\max \left\{ \gamma_{ik'}^{(d_\rho)(-k)} \right\} = 0$.

Proof. First of all, we recall that $i \notin \mathcal{R}_{k'}$, i.e., unit i can be reallocated when moving from index $k-1$ to k , if $\max \left\{ \gamma_{ik'}^{(d_\rho)} \right\} = 0$ and $i \in \mathcal{R}_{k'}$, i.e., unit i cannot be reallocated when moving from index $k-1$ to k , if $\max \left\{ \gamma_{ik'}^{(d_\rho)} \right\} = 1$. It is worth noting that setting γ_{ik} to 1 may or may not add unit i to the set $\mathcal{R}_{k'}$ depending on the other values in $\gamma_{ik'}^{(d_\rho)}$, that are collected in $\gamma_{ik'}^{(d_\rho)(-k)}$. Similarly, setting γ_{ik} to 0 may or may not remove unit i from the set $\mathcal{R}_{k'}$ depending on the values in $\gamma_{ik'}^{(d_\rho)(-k)}$.

We want to prove

$$\mathcal{R}_{k'}^{(+i,k)} = \begin{cases} \mathcal{R}_{k'} \cup \{i\} & \text{if } \max \left\{ \gamma_{ik'}^{(d_\rho)} \right\} = 0 \\ \mathcal{R}_{k'} & \text{otherwise} \end{cases}.$$

The set $\mathcal{R}_{k'}^{(+i,k)}$ always contains unit i due to γ_{ik} set to 1, however $\mathcal{R}_{k'}$ may or may not contain unit i depending on the values in $\gamma_{ik'}^{(d_\rho)}$. We have two cases:

1. if all values in $\gamma_{ik'}^{(d_\rho)}$ are 0, i.e., $\max \left\{ \gamma_{ik'}^{(d_\rho)} \right\} = 0$, then unit i can be reallocated when moving from index $k-1$ to k and therefore $i \notin \mathcal{R}_{k'}$;
2. if there is at least one 1 in $\gamma_{ik'}^{(d_\rho)}$, i.e., $\max \left\{ \gamma_{ik'}^{(d_\rho)(-k)} \right\} = 1$, then unit i cannot be reallocated when moving from index $k-1$ to k and therefore $i \in \mathcal{R}_{k'}^{(-i,k)}$.

So, setting γ_{ik} to 1 in case 1. adds unit i to the set $\mathcal{R}_{k'}$, leading to $\mathcal{R}_{k'}^{(+i,k)} = \mathcal{R}_{k'} \cup \{i\}$ if $\max \left\{ \gamma_{ik'}^{(d_\rho)} \right\} = 0$; while setting γ_{ik} to 1 leaves the set unchanged in case 2. since the set already contains unit i , leading to $\mathcal{R}_{k'}^{(+i,k)} = \mathcal{R}_{k'}$ if $\max \left\{ \gamma_{ik'}^{(d_\rho)} \right\} = 1$.

We want to prove

$$\mathcal{R}_{k'}^{(-i,k)} = \begin{cases} \mathcal{R}_{k'} \setminus \{i\} & \text{if } \max \left\{ \gamma_{ik'}^{(d_\rho)(-k)} \right\} = 0 \text{ and } \gamma_{ik} = 1 \\ \mathcal{R}_{k'} & \text{otherwise} \end{cases}.$$

The set $\mathcal{R}_{k'}$ contains unit i if there is at least one 1 in $\gamma_{ik'}^{(d_\rho)}$; analogously, the set $\mathcal{R}_{k'}^{(-i,k)}$ contains unit i if there is at least one 1 in $\gamma_{ik'}^{(d_\rho)(-k)}$. As before, we have three cases:

1. if all values in $\gamma_{ik'}^{(d_\rho)(-k)}$ are 0, i.e., $\max \left\{ \gamma_{ik'}^{(d_\rho)(-k)} \right\} = 0$, and $\gamma_{ik} = 1$, then unit i cannot be reallocated when moving from index $k - 1$ to k , i.e., $i \in \mathcal{R}_{k'}^{(-i,k)}$, only because of γ_{ik} being equal to 1;
2. if there is at least one 1 in $\gamma_{ik'}^{(d_\rho)(-k)}$, then unit i cannot be reallocated when moving from index $k - 1$ to k , and therefore $i \in \mathcal{R}_{k'}^{(-i,k)}$, regardless of the value assumed by γ_{ik} ;
3. if all values in $\gamma_{ik'}^{(d_\rho)}$ are zero, setting γ_{ik} to 0 does not change the sets since γ_{ik} is already 0.

So, setting γ_{ik} to 0 in case 1. removes unit i from the set $\mathcal{R}_{k'}$, leading to $\mathcal{R}_{k'}^{(-i,k)} = \mathcal{R}_{k'} \setminus \{i\}$ if $\max \left\{ \gamma_{ik'}^{(d_\rho)(-k)} \right\} = 0$ and $\gamma_{ik} = 1$; while setting γ_{ik} to 0 in the other two cases leaves the set unchanged since both sets contains unit i due to $\gamma_{ik'}^{(d_\rho)(-k)}$ containing at least one 1 in case 2. and both sets do not contain unit i due to the absence of 1 in $\gamma_{ik'}^{(d_\rho)}$ in case 3..

We want to prove that $\mathcal{R}_{k'}^{(+i,k)} = \mathcal{R}_{k'}^{(-i,k)} \cup \{i\}$ if $\max \left\{ \gamma_{ik'}^{(d_\rho)(-k)} \right\} = 0$. Even if it is not

part of the proposition, we also prove that

$$\frac{\Pr\left(\frac{\mathcal{R}_{k'}^{(+i,k)}}{\rho_{k'}^{(-i,k)}}\right)}{\Pr\left(\frac{\mathcal{R}_{k'}^{(+i,k)}}{\rho_{k'}^{(-i,k)}}\right)} = \begin{cases} \Pr\left(c_{ik} \mid \rho_{k'}^{\mathcal{R}_{k'}^{(-i,k)}}\right) & \text{if } \mathcal{R}_{k'}^{(+i,k)} = \mathcal{R}_{k'}^{(-i,k)} \cup \{i\} \\ 1 & \text{otherwise} \end{cases}.$$

The equality $\mathcal{R}_{k'}^{(+i,k)} = \mathcal{R}_{k'}^{(-i,k)} \cup \{i\}$ holds only when $\mathcal{R}_{k'}^{(-i,k)}$ does not contain unit i , that is when all values in $\gamma_{ik'}^{(d_\rho)(-k)}$ are 0, i.e., $\max\left\{\gamma_{ik'}^{(d_\rho)(-k)}\right\} = 0$. If $\mathcal{R}_{k'}^{(+i,k)} = \mathcal{R}_{k'}^{(-i,k)} \cup \{i\}$ holds, then the partition $\rho_{k'}^{\mathcal{R}_{k'}^{(+i,k)}}$ is the partition $\rho_{k'}^{\mathcal{R}_{k'}^{(-i,k)}}$ with an additional local cluster c_{ik} and, consequently,

$$\frac{\Pr\left(\frac{\mathcal{R}_{k'}^{(+i,k)}}{\rho_{k'}^{(-i,k)}}\right)}{\Pr\left(\frac{\mathcal{R}_{k'}^{(+i,k)}}{\rho_{k'}^{(-i,k)}}\right)} = \frac{\Pr\left(c_{ik}, \rho_{k'}^{\mathcal{R}_{k'}^{(-i,k)}}\right)}{\Pr\left(\rho_{k'}^{\mathcal{R}_{k'}^{(-i,k)}}\right)} = \frac{\Pr\left(c_{ik} \mid \rho_{k'}^{\mathcal{R}_{k'}^{(-i,k)}}\right) \Pr\left(\rho_{k'}^{\mathcal{R}_{k'}^{(-i,k)}}\right)}{\Pr\left(\rho_{k'}^{\mathcal{R}_{k'}^{(-i,k)}}\right)} = \Pr\left(c_{ik} \mid \rho_{k'}^{\mathcal{R}_{k'}^{(-i,k)}}\right).$$

Obviously, $\Pr(\rho_{k'}^{\mathcal{R}_{k'}^{(+i,k)}}) = \Pr(\rho_{k'}^{\mathcal{R}_{k'}^{(-i,k)}})$ if $\mathcal{R}_{k'}^{(+i,k)} = \mathcal{R}_{k'}^{(-i,k)}$ since we are evaluating the EPPF at the same partition. \square

SM.2 Models employing smRPM

We propose two models employing semi-Markovian Random Partition Model (smRPM). We consider a model for non-functional data and one for functional data to show that the usage of smRPM is not limited to FDA context, but it can be employed in any context in which we are interested in the direct modeling of a sequence of dependent partition, e.g., time series. Before that, we recall the joint probabilistic structure of smRPM and the prior distribution for α when $d_\gamma = 0$ and $d_\gamma > 0$:

- smRPM with $d_\gamma = 0$:

$$\begin{aligned}\Pr(\rho_k = \lambda \mid \boldsymbol{\gamma}_k^{(d_\rho)}, \rho_{k-1}) &= \frac{\Pr(\rho_k = \lambda) \mathbf{I}(\lambda \in P_{\mathcal{R}_k})}{\sum_{\lambda' \in P} \Pr(\rho_k = \lambda') \mathbf{I}(\lambda' \in P_{\mathcal{R}_k})}, \\ \gamma_{ik} &\stackrel{ind}{\sim} \text{Ber}(\alpha_k), \\ \alpha_k &\stackrel{iid}{\sim} \text{Beta}(a_\alpha, b_\alpha).\end{aligned}$$

- smRPM with $d_\gamma > 0$:

$$\begin{aligned}\Pr(\rho_k = \lambda \mid \boldsymbol{\gamma}_k^{(d_\rho)}, \rho_{k-1}) &= \frac{\Pr(\rho_k = \lambda) \mathbf{I}(\lambda \in P_{\mathcal{R}_k})}{\sum_{\lambda' \in P} \Pr(\rho_k = \lambda') \mathbf{I}(\lambda' \in P_{\mathcal{R}_k})}, \\ \gamma_{ik} \mid \boldsymbol{\alpha}, \boldsymbol{\gamma}_{i,k-1}^{(d_\gamma)} &\stackrel{ind}{\sim} \text{Ber}(\pi(\boldsymbol{\alpha}^\top \mathbf{z}_{ik})), \\ \boldsymbol{\alpha} &\sim \text{N}(\mathbf{a}, \mathbf{A}), \\ \omega_{ik} &\stackrel{iid}{\sim} \text{PG}(0, 1),\end{aligned}$$

where $\text{PG}(b, c)$ is a Pólya-Gamma distribution with parameters $b > 0$ and $c \in \mathbb{R}$. In the next section, we will just write $\mathbf{C} \mid \boldsymbol{\alpha} \sim \text{smRPM}_{d_\rho, d_\gamma}(\boldsymbol{\alpha}, M)$ without specifying the prior distribution for $\boldsymbol{\alpha}$ since it changes depending on d_γ .

SM.2.1 Time series data model

Before moving to the more complex case with functional data, we consider a more intuitive case in which n time series with K observations each are modeled. In particular, we consider a hierarchical model, similar to the one proposed in Page et al. (2022), where time appears in the partition model only. The main difference between the two models are the use of smRPM instead of tRPM, and the replacement of the uniform prior distributions with truncated gamma distributions. The last change was made to remove the Metropolis steps

in the Gibbs sampler. Using cluster label notation, the model for non-functional data is

$$\begin{aligned}
Y_{ik} &| \boldsymbol{\mu}_k^*, \boldsymbol{\sigma}_k^{*2}, c_{ik} \stackrel{ind}{\sim} N(\mu_{c_{ik}}^*, \sigma_{c_{ik}}^{*2}), \quad i = 1, \dots, n, \quad k = 1, \dots, K \\
\mu_{kj}^* &| \theta_k, \tau_k^2 \stackrel{ind}{\sim} N(\theta_k, \tau_k^2), \quad \sigma_{kj}^{*2} \stackrel{ind}{\sim} \text{Inv-Ga}(a_\sigma, b_\sigma), \quad j = 1, \dots, J_k, \quad k = 1, \dots, K \\
\theta_k &| \phi_0, \lambda^2 \stackrel{ind}{\sim} N(\phi_0, \lambda^2), \quad \tau_k^2 \stackrel{ind}{\sim} \text{Inv-Ga}(a_\tau, b_\tau), \quad k = 1, \dots, K \\
\phi_0 &\sim N(m_0, s_0^2), \quad \lambda^2 \sim \text{Inv-Ga}(a_\lambda, b_\lambda), \\
\mathbf{C} &| \boldsymbol{\alpha} \sim \text{smRPM}_{d_\rho, d_\gamma}(\boldsymbol{\alpha}, M).
\end{aligned} \tag{SM1}$$

where $\boldsymbol{\mu}_k^* = (\mu_{k1}^*, \dots, \mu_{kK_k}^*)^\top \in \mathbb{R}^{J_k}$ and $\boldsymbol{\sigma}_k^{*2} = (\sigma_{k1}^{*2}, \dots, \sigma_{kJ_k}^{*2}) \in (0, \infty)^{J_k}$; $\text{Inv-Ga}(a, b)$ is an Inverse Gamma distribution with shape $a > 0$ and rate $b > 0$. Posterior inference is performed via MCMC. The full conditional distributions are reported in the next section.

SM.2.2 Functional data model

Using cluster label notation, the model for functional data described in the main article is

$$\begin{aligned}
Y_i(x_{im}) &| \boldsymbol{\theta}^*, \mathbf{c}_i, \sigma^2 \stackrel{ind}{\sim} N(\mathbf{b}(x_{im})^\top \boldsymbol{\theta}_i, \sigma^2), \quad m = 1, \dots, M_i, i = 1, \dots, n, \\
\theta_{kj}^* &| \boldsymbol{\theta}_{k-1}^*, \mathbf{c}_{\cdot, k}, \mathbf{c}_{\cdot, k-1}, \phi, \tau^2 \stackrel{ind}{\sim} N\left(\frac{\phi}{|C_{k-1}^{(\rightarrow j)}|} \sum_{l \in C_{k-1}^{(\rightarrow j)}} \theta_{k-1, l}^*, \tau^2\right), \quad j = 1, \dots, J_k, \quad k = 2, \dots, K, \\
\theta_{1j}^* &| \tau^2 \stackrel{ind}{\sim} N(0, \tau^2), \quad j = 1, \dots, J_1, \\
\tau^2 &\sim \text{Inv-Ga}(a_\tau, b_\tau), \\
\sigma^2 &\sim \text{Inv-Ga}(a_\sigma, b_\sigma), \\
\mathbf{C} &| \boldsymbol{\alpha} \sim \text{smRPM}_{d_\rho, d_\gamma}(\boldsymbol{\alpha}, M),
\end{aligned} \tag{SM2}$$

where $\text{Inv-Ga}(a, b)$ is an Inverse Gamma distribution with shape $a > 0$ and rate $b > 0$.

Posterior inference is performed via MCMC. The full conditional distributions are reported in the next section.

SM.3 Details on posterior inference via MCMC

In this section, we report the computations to derive the full conditional distributions for γ_{ik} and c_{ik} , $i = 1, \dots, n$, $k = 1, \dots, K$, under smRPM, and report the full conditional distributions for all the latent quantities in the model for time series and the model for functional data.

SM.3.1 smRPM

To derive the full conditional distribution for γ_{ik} and c_{ik} , $i = 1, \dots, n$, $k = 1, \dots, K$, we focus on the joint conditional distribution of $\boldsymbol{\gamma}$, \mathbf{C} , the random variables \mathbf{Q} whose distributions depend on \mathbf{C} , $\boldsymbol{\alpha}$ and also $\boldsymbol{\omega}$ when $d_\gamma > 0$. Notice that we will not specify \mathbf{Q} and its distribution in this section since here we are focusing on smRPM only, but \mathbf{Q} depends on the model employing smRPM. Recalling $\Pr(\rho_k) = \Pr(c_{1k}, \dots, c_{nk})$, and analogously $\Pr(\rho_1, \dots, \rho_K) = \Pr(\mathbf{C})$ due to the one-to-one relationship between the two notations, in what follows we will use \mathbf{C} to refer to the sequence of partitions, ρ_k to refer to a single partition and c_{ik} to refer to the cluster allocation of a specific unit at time k .

When $d_\gamma = 0$, the joint distribution is

$$\begin{aligned} \Pr(\mathbf{Q}, \boldsymbol{\gamma}, \mathbf{C}, \boldsymbol{\alpha}) &= \Pr(\mathbf{Q} \mid \mathbf{C}) \Pr(\mathbf{C}, \boldsymbol{\gamma} \mid \boldsymbol{\alpha}, \boldsymbol{\omega}) \Pr(\boldsymbol{\alpha}) \\ &= \Pr(\mathbf{Q} \mid \mathbf{C}) \Pr(\rho_1, \dots, \boldsymbol{\gamma}_K, \rho_K \mid \boldsymbol{\alpha}) \Pr(\boldsymbol{\alpha}) \\ &= \Pr(\mathbf{Q} \mid \mathbf{C}) \Pr(\rho_1) \prod_{k=2}^K \left\{ \Pr(\rho_k \mid \boldsymbol{\gamma}_k^{(d_\rho)}, \rho_{k-1}) \Pr(\boldsymbol{\gamma}_k \mid \boldsymbol{\alpha}_k) \Pr(\boldsymbol{\alpha}_k) \right\} \\ &= \Pr(\mathbf{Q} \mid \mathbf{C}) \Pr(\rho_1) \prod_{k=2}^K \left\{ \Pr(\rho_k \mid \boldsymbol{\gamma}_k^{(d_\rho)}, \rho_{k-1}) \prod_{i=1}^n \Pr(\gamma_{ik} \mid \alpha_k) \Pr(\alpha_k) \right\}. \end{aligned}$$

while, when $d_\gamma > 0$, the joint distribution is

$$\begin{aligned}
\Pr(\mathbf{Q}, \boldsymbol{\gamma}, \mathbf{C}, \boldsymbol{\alpha}, \boldsymbol{\omega}) &= \Pr(\mathbf{Q} \mid \mathbf{C}) \Pr(\mathbf{C}, \boldsymbol{\gamma} \mid \boldsymbol{\alpha}, \boldsymbol{\omega}) \Pr(\boldsymbol{\alpha}) \Pr(\boldsymbol{\omega}) \\
&= \Pr(\mathbf{Q} \mid \mathbf{C}) \Pr(\rho_1, \dots, \gamma_K, \rho_K \mid \boldsymbol{\alpha}, \boldsymbol{\omega}) \Pr(\boldsymbol{\alpha}) \Pr(\boldsymbol{\omega}) \\
&= \Pr(\mathbf{Q} \mid \mathbf{C}) \Pr(\rho_1) \prod_{k=2}^K \left\{ \Pr(\rho_k \mid \boldsymbol{\gamma}_k^{(d_\rho)}, \rho_{k-1}) \Pr(\gamma_k \mid \boldsymbol{\alpha}, \boldsymbol{\gamma}_{k-1}^{(d_\gamma)}) \right\} \Pr(\boldsymbol{\alpha}) \Pr(\boldsymbol{\omega}) \\
&= \Pr(\mathbf{Q} \mid \mathbf{C}) \Pr(\rho_1) \prod_{k=2}^K \left\{ \Pr(\rho_k \mid \boldsymbol{\gamma}_k^{(d_\rho)}, \rho_{k-1}) \prod_{i=1}^n \Pr(\gamma_{ik} \mid \boldsymbol{\alpha}, \boldsymbol{\gamma}_{i,k-1}^{(d_\gamma)}) \right\} \\
&\quad \times \Pr(\boldsymbol{\alpha}) \prod_{i=1}^n \prod_{k=1}^K \Pr(\omega_{ik}).
\end{aligned}$$

Notice that the full conditional for γ_{ik} is influenced by the choice of d_γ since the distribution of $\boldsymbol{\gamma}$ depends on $\boldsymbol{\alpha}$, and eventually $\boldsymbol{\omega}$; on the other hand the full conditional for c_{ik} remains the same for any $d_\gamma \geq 0$ since the distribution of ρ_k does not depend on $\boldsymbol{\alpha}$, and eventually $\boldsymbol{\omega}$.

Full conditional distribution for γ_{ik}

First of all, we show that the full conditional for γ_{ik} under $d_\gamma = 0$ and the one under $d_\gamma > 0$ can be reduced to one consisting of a product of a probability, or probabilities, and d_ρ indicator functions. When $d_\gamma = 0$, we have

$$\begin{aligned}
\Pr(\gamma_{ik} \mid -) &\propto \Pr(\gamma_{ik} \mid \alpha_k) \times \prod_{k'=k}^{k+d_\rho-1} \Pr(\rho_{k'} \mid \boldsymbol{\gamma}_{k'}^{(d_\rho)}, \rho_{k'-1}) \\
&= \underbrace{\alpha_k^{\gamma_{ik}} (1 - \alpha_k)^{1-\gamma_{ik}}}_{=\pi_{ik}} \times \underbrace{\prod_{k'=k}^{k+d_\rho-1} \frac{\Pr(\rho_{k'})}{\Pr(\rho_{k'}^{\mathcal{R}_{k'}})} \mathbf{I}(\rho_{k'-1}^{\mathcal{R}_{k'}} = \rho_{k'}^{\mathcal{R}_{k'}})}_{\text{product of indicator functions}},
\end{aligned}$$

while, when $d_\gamma > 0$, we have

$$\begin{aligned}
\Pr(\gamma_{ik} \mid -) &\propto \prod_{k'=k}^{k+d_\gamma} \Pr(\gamma_{ik'} \mid \boldsymbol{\alpha}, \boldsymbol{\gamma}_{i,k-1}^{(d_\gamma)}) \times \prod_{k'=k}^{k+d_\rho-1} \Pr(\rho_{k'} \mid \boldsymbol{\gamma}_{k'}^{(d_\rho)}, \rho_{k'-1}) \\
&= \underbrace{\prod_{k'=k}^{k+d_\gamma} \frac{\exp(\gamma_{ik'} \boldsymbol{\alpha}^\top \mathbf{z}_{ik'})}{1 + \exp(\boldsymbol{\alpha}^\top \mathbf{z}_{ik'})}}_{=\pi_{ik}} \times \underbrace{\prod_{k'=k}^{k+d_\rho-1} \frac{\Pr(\rho_{k'})}{\Pr(\rho_{k'}^{\mathcal{R}_{k'}})} \mathbf{I}(\rho_{k'-1}^{\mathcal{R}_{k'}} = \rho_{k'}^{\mathcal{R}_{k'}})}_{\text{product of indicator functions}}.
\end{aligned}$$

Hence, they both have the common formulation

$$\Pr(\gamma_{ik} \mid -) \propto \pi_{ik} \times \prod_{k'=k}^{k+d_\rho-1} \frac{\Pr(\rho_{k'})}{\Pr(\rho_{k'}^{\mathcal{R}_{k'}})} \mathbb{I}(\rho_{k'-1}^{\mathcal{R}_{k'}} = \rho_{k'}^{\mathcal{R}_{k'}}),$$

where

$$\pi_{ik} = \begin{cases} \alpha_k^{\gamma_{ik}} (1 - \alpha_k)^{1-\gamma_{ik}} & \text{if } d_\gamma = 0 \\ \prod_{k'=k}^{k+d_\rho-1} \frac{\Pr(\rho_{k'})}{\Pr(\rho_{k'}^{\mathcal{R}_{k'}})} \mathbb{I}(\rho_{k'-1}^{\mathcal{R}_{k'}} = \rho_{k'}^{\mathcal{R}_{k'}}) & \text{if } d_\gamma > 0 \end{cases}.$$

The full conditional distribution for $\gamma_{ik} = 1$ is

$$\Pr(\gamma_{ik} = 1 \mid -) \propto \pi_{ik}^{(+i,k)} \prod_{k'=k}^{k+d_\rho-1} \frac{\Pr(\rho_{k'})}{\Pr(\rho_{k'}^{\mathcal{R}_{k'}^{(+i,k)}})} \mathbb{I}(\rho_{k'-1}^{\mathcal{R}_{k'}^{(+i,k)}} = \rho_{k'}^{\mathcal{R}_{k'}^{(+i,k)}})$$

and, similarly, the full conditional distribution for $\gamma_{ik} = 0$ is

$$\Pr(\gamma_{ik} = 0 \mid -) \propto \pi_{ik}^{(-i,k)} \prod_{k'=k}^{k+d_\rho-1} \frac{\Pr(\rho_{k'})}{\Pr(\rho_{k'}^{\mathcal{R}_{k'}^{(-i,k)}})} \mathbb{I}(\rho_{k'-1}^{\mathcal{R}_{k'}^{(-i,k)}} = \rho_{k'}^{\mathcal{R}_{k'}^{(-i,k)}}).$$

where $\pi_{ik}^{(+i,k)} = \alpha_k$ and $\pi_{ik}^{(-i,k)} = 1 - \alpha_k$ when $d_\gamma = 0$, while $\pi_{ik}^{(+i,k)}$ and $\pi_{ik}^{(-i,k)}$ are the product of $d_\gamma + 1$ probabilities $\prod_{k'=k}^{k+d_\gamma} \exp(\gamma_{ik'} \boldsymbol{\alpha}^\top \mathbf{z}_{ik'}) / \{1 + \exp(\boldsymbol{\alpha}^\top \mathbf{z}_{ik'})\}$ with γ_{ik} set to 1 and 0, respectively, when $d_\gamma > 0$. Normalizing, we obtain

$$\Pr(\gamma_{ik} = 1 \mid -) = \frac{\pi_{ik}^{(+i,k)}}{\pi_{ik}^{(+i,k)} + \pi_{ik}^{(-i,k)} \prod_{k'=k}^{k+d_\rho-1} \Pr(\rho_{k'}^{\mathcal{R}_{k'}^{(+i,k)}}) / \Pr(\rho_{k'}^{\mathcal{R}_{k'}^{(-i,k)}})} \prod_{k'=k}^{k+d_\rho-1} \mathbb{I}(\rho_{k'-1}^{\mathcal{R}_{k'}^{(+i,k)}} = \rho_{k'}^{\mathcal{R}_{k'}^{(+i,k)}}), \quad (\text{SM3})$$

where $\Pr(\rho_{k'}^{\mathcal{R}_{k'}^{(+i,k)}}) / \Pr(\rho_{k'}^{\mathcal{R}_{k'}^{(-i,k)}})$ can be easily computed using Proposition 2 and Neal's Algorithm 8 with one auxiliary parameter (Neal 2000). As a consequence of Proposition 2, $\Pr(\rho_{k'}^{\mathcal{R}_{k'}^{(+i,k)}}) / \Pr(\rho_{k'}^{\mathcal{R}_{k'}^{(-i,k)}})$ needs to be computed only when updating γ_{ik} changes the set of compatible partitions for ρ_k since

$$\frac{\Pr(\rho_{k'}^{\mathcal{R}_{k'}^{(+i,k)}})}{\Pr(\rho_{k'}^{\mathcal{R}_{k'}^{(-i,k)}})} = \begin{cases} \Pr(c_{ik} \mid \rho_{k'}^{\mathcal{R}_{k'}^{(-i,k)}}) & \text{if } \mathcal{R}_{k'}^{(+i,k)} = \mathcal{R}_{k'}^{(-i,k)} \cup \{i\} \\ 1 & \text{otherwise} \end{cases}.$$

Assuming $\rho_1 \sim \text{CRP}(M)$, when $\mathcal{R}_{k'}^{(+i,k)} = \mathcal{R}_{k'}^{(-i,k)} \cup \{i\}$, that is when $c_{ik} \notin \rho_{k'}^{\mathcal{R}_{k'}^{(-i,k)}}$, we have

$$\Pr\left(c_{ik} = j \mid \rho_{k'}^{\mathcal{R}_{k'}^{(-i,k)}}\right) = \begin{cases} n_j(\rho_{k'}^{\mathcal{R}_{k'}^{(-i,k)}}) / \left(n(\rho_{k'}^{\mathcal{R}_{k'}^{(-i,k)}}) + M\right) & \text{if } j = 1, \dots, J(\rho_{k'}^{\mathcal{R}_{k'}^{(-i,k)}}) \\ M / \left(n(\rho_{k'}^{\mathcal{R}_{k'}^{(-i,k)}}) + M\right) & \text{if } j = J(\rho_{k'}^{\mathcal{R}_{k'}^{(-i,k)}}) + 1 \end{cases}, \quad (\text{SM4})$$

where $n_j(\rho_{k'}^{\mathcal{R}_{k'}^{(-i,k)}})$ is the frequency of cluster j in $\rho_{k'}^{\mathcal{R}_{k'}^{(-i,k)}}$, $n(\rho_{k'}^{\mathcal{R}_{k'}^{(-i,k)}})$ is the number of units in $\rho_{k'}^{\mathcal{R}_{k'}^{(-i,k)}}$ and $J(\rho_{k'}^{\mathcal{R}_{k'}^{(-i,k)}})$ is the number of clusters in $\mathcal{R}_{k'}^{(-i,k)}$.

Full conditional distribution for c_{ik}

We use again Proposition 1 and Neal's Algorithm 8 with one auxiliary parameter to derive the full conditional distribution for c_{ik} , which is

$$\begin{aligned} \Pr(c_{ik} = j \mid -) &\propto \Pr(\rho_k^{(i \rightarrow j)} \mid \gamma_k^{(d_\rho)}, \rho_{k-1}) \Pr(\rho_{k+1} \mid \gamma_{k+1}^{(d_\rho)}, \rho_k^{(i \rightarrow j)}) \Pr(\mathbf{Q} \mid c_{ik} = j, -) \\ &= \frac{\Pr(\rho_k^{(i \rightarrow j)})}{\Pr((\rho_k^{(i \rightarrow j)})^{\mathcal{R}_k})} \mathbf{I}\left(\rho_{k-1}^{\mathcal{R}_k} = (\rho_k^{(i \rightarrow j)})^{\mathcal{R}_k}\right) \frac{\Pr(\rho_{k+1})}{\Pr(\rho_{k+1}^{\mathcal{R}_{k+1}})} \mathbf{I}\left((\rho_k^{(i \rightarrow j)})^{\mathcal{R}_{k+1}} = \rho_{k+1}^{\mathcal{R}_{k+1}}\right) \Pr(\mathbf{Q} \mid c_{ik} = j, -) \\ &\propto \Pr(\rho_k^{(i \rightarrow j)}) \Pr(\mathbf{Q} \mid c_{ik} = j, -) \mathbf{I}\left(\rho_{k-1}^{\mathcal{R}_k} = (\rho_k^{(i \rightarrow j)})^{\mathcal{R}_k}\right) \mathbf{I}\left((\rho_k^{(i \rightarrow j)})^{\mathcal{R}_{k+1}} = \rho_{k+1}^{\mathcal{R}_{k+1}}\right), \end{aligned}$$

where $\Pr(\mathbf{Q} \mid c_{ik} = j, -)$ is the joint distribution of the random variables whose distributions depend on c_{ik} with c_{ik} set to j . The quantity $\rho_k^{(i \rightarrow j)} = \left\{ S_{k1}^{(-i)}, \dots, S_{kj}^{(-i)} \cup \{i\}, \dots, S_{k, J(\rho_k^{(i \rightarrow j)})}^{(-i)} \right\}$ denotes the partition ρ_k with unit i assigned to cluster j , where $J(\rho_k^{(i \rightarrow j)})$ is the number of clusters in $\rho_k^{(i \rightarrow j)}$ and $S_{kj}^{(-i)}$ be the j th cluster at index k , S_{kj} , with unit i removed.

Assuming again $\rho_1 \sim \text{CRP}(M)$,

$$\Pr\left(\rho_k^{(i \rightarrow j)}\right) \propto \begin{cases} M\Gamma(|S_{kj}^{(-i)} \cup \{i\}|) \prod_{j' \neq j}^{J(\rho_k^{(i \rightarrow j)})} M\Gamma(|S_{kj'}^{(-i)}|) & \text{if } j = 1, \dots, J(\rho_k^{(i \rightarrow j)}) \\ M\Gamma(|\{i\}|) \prod_{j'=1}^{J(\rho_k^{(i \rightarrow j)})} M\Gamma(|S_{kj'}^{(-i)}|) & \text{if } j = J(\rho_k^{(i \rightarrow j)}) + 1 \end{cases}. \quad (\text{SM5})$$

Recalling that $\Gamma(n+1) = n\Gamma(n)$ and $\Gamma(n) = (n-1)!$ for $n \in \mathbb{N}$, the last equation can be simplified into

$$\Pr\left(\rho_k^{(i \rightarrow j)}\right) \propto \begin{cases} |S_{kj}^{(-i)}| & \text{if } j = 1, \dots, J(\rho_k^{(i \rightarrow j)}) \\ M & \text{if } j = J(\rho_k^{(i \rightarrow j)}) + 1 \end{cases}.$$

The first indicator function implies that the local cluster c_{ik} is updated only if the local cluster can be reallocated when moving from index $k - 1$ to k since the indicator function sets $\Pr(c_{ik} = j \mid -)$ to 0 if the partitions ρ_{k-1} and $\rho_k^{(i \rightarrow j)}$ are not compatible with respect to $\gamma_k^{(d_\rho)}$; the second indicator implies that the local cluster c_{ik} cannot be reallocated to another already-existent cluster if the local cluster cannot be reallocated when moving from index k to $k + 1$ since the indicator function sets $\Pr(c_{ik} = j \mid -)$ to 0 if the partitions $\rho_k^{(i \rightarrow j)}$ and ρ_{k+1} are not compatible with respect to $\gamma_{k+1}^{(d_\rho)}$. Notice that $\Pr(\rho_k^{\mathcal{R}_k})$ can be omitted since it depends on c_{ik} only when unit i cannot be reallocated when moving from index $k - 1$ to k .

So, the full conditional distribution for $c_{ik} = j$ is

$$\Pr(c_{ik} = j \mid -) \propto \begin{cases} |S_{kj}^{-i}| \Pr(\mathbf{Q} \mid c_{ik} = j, -) \mathbf{I} \left(\rho_{k-1}^{\mathcal{R}_k} = (\rho_k^{(i \rightarrow j)})^{\mathcal{R}_k} \right) \mathbf{I} \left((\rho_k^{(i \rightarrow j)})^{\mathcal{R}_{k+1}} = \rho_{k+1}^{\mathcal{R}_{k+1}} \right) & \text{if } j = 1, \dots, J(\rho_k^{(i \rightarrow j)}) \\ M \Pr(\mathbf{Q} \mid c_{ik} = j, -) \mathbf{I} \left(\rho_{k-1}^{\mathcal{R}_k} = (\rho_k^{(i \rightarrow j)})^{\mathcal{R}_k} \right) \mathbf{I} \left((\rho_k^{(i \rightarrow j)})^{\mathcal{R}_{k+1}} = \rho_{k+1}^{\mathcal{R}_{k+1}} \right) & \text{if } j = J(\rho_k^{(i \rightarrow j)}) + 1 \end{cases} \quad (\text{SM6})$$

Any auxiliary parameters, i.e., variables related to the new cluster, are drawn from their prior distributions as in Neal (2000), used to compute $\Pr(c_{ik} = J(\rho_k^{(i \rightarrow j)}) + 1 \mid -)$ and then kept if the new cluster is selected, discarded otherwise.

Full conditional distributions for α and ω

Finally, we report the full conditional distributions for α and ω , where ω is a $n \times K$ matrix containing the ω_{ik} 's. When $d_\gamma = 0$, we have only α , whose elements have the following full conditional distribution

$$\alpha_k \mid - \sim \text{Beta} \left(a_\alpha + \sum_{i=1}^n \gamma_{ik}, b_\alpha + n - \sum_{i=1}^n \gamma_{ik} \right). \quad (\text{SM7})$$

When $d_\gamma > 0$, we have both α and ω , whose elements have the following full conditional distributions

$$\alpha \mid - \sim \text{N} \left((\mathbf{Z}^\top \Omega \mathbf{Z} + \mathbf{A}^{-1})^{-1} (\mathbf{Z}^\top \kappa + \mathbf{A}^{-1} \mathbf{a}), (\mathbf{Z}^\top \Omega \mathbf{Z} + \mathbf{A}^{-1})^{-1} \right), \quad \omega_{ik} \mid - \sim \text{PG} \left(1, \alpha^\top \mathbf{z}_{ik} \right), \quad (\text{SM8})$$

where $\kappa = \text{vec}(\gamma) - 1/2 \in \mathbb{R}^{nK}$ and $\Omega = \text{diag}\{\text{vec}(\omega)\} \in \mathbb{R}^{nK \times nK}$.

SM.3.2 Time series data model

The full conditional distribution for γ_{ik} is Equation SM3, while the full conditional probability for c_{ik} reported in Equation SM6 assumes the following form

$$\Pr(c_{ik} = j \mid -) \propto \begin{cases} |S_{kj}^{-i}| N(y_{ik}; \mu_{kj}^*, \sigma_{kj}^{*2}) I(\rho_{k-1}^{\mathcal{R}_k} = (\rho_k^{(i \rightarrow j)})^{\mathcal{R}_k}) I((\rho_k^{(i \rightarrow j)})^{\mathcal{R}_{k+1}} = \rho_{k+1}^{\mathcal{R}_{k+1}}) & \text{if } j = 1, \dots, J(\rho_k^{(i \rightarrow j)}) \\ MN(y_{ik}; \mu_{kj}^*, \sigma_{kj}^{*2}) I(\rho_{k-1}^{\mathcal{R}_k} = (\rho_k^{(i \rightarrow j)})^{\mathcal{R}_k}) I((\rho_k^{(i \rightarrow j)})^{\mathcal{R}_{k+1}} = \rho_{k+1}^{\mathcal{R}_{k+1}}) & \text{if } j = J(\rho_k^{(i \rightarrow j)}) + 1 \end{cases},$$

where $\mu_{k, J(\rho_k^{(i \rightarrow j)})+1}^*$ and $\sigma_{k, J(\rho_k^{(i \rightarrow j)})+1}^{*2}$ are drawn from their prior distributions, $N(\theta_k, \tau_k^2)$ and $\text{Inv-Ga}(a_\sigma, b_\sigma)$, respectively. We further use the full conditional distribution for the elements in α , reported in Equation SM7, when $d_\gamma = 0$, and the full conditional distributions for the elements in α and ω , reported in Equation SM8, when $d_\gamma > 0$. The prior distributions of the remaining parameters are conjugate, hence deriving the full conditional distributions is straightforward. Using standard techniques, we obtain

$$\begin{aligned} \phi_0 \mid - &\sim N \left(\left(m_0 s_0^{-2} + \lambda^{-2} \sum_{k=1}^K \theta_k \right) \left(s_0^{-2} + K \lambda^{-2} \right)^{-1}, \left(s_0^{-2} + K \lambda^{-2} \right)^{-1} \right), \\ \lambda^{-2} \mid - &\sim \text{Ga} \left(a_\lambda + \frac{K}{2}, b_\lambda + \frac{1}{2} \sum_{k=1}^K (\theta_k - \phi_0)^2 \right), \\ \theta_k \mid - &\sim N \left(\left(\phi_0 \lambda^{-2} + \tau_k^{-2} \sum_{j=1}^{J_k} \mu_{kj}^* \right) \left(\lambda^{-2} + J_k \tau_k^{-2} \right)^{-1}, \left(\lambda^{-2} + J_k \tau_k^{-2} \right)^{-1} \right), \\ \tau_k^{-2} \mid - &\sim \text{Ga} \left(a_\tau + \frac{J_k}{2}, b_\tau + \frac{1}{2} \sum_{j=1}^{J_k} (\mu_{kj}^* - \theta_k)^2 \right), \\ \mu_{kj}^* \mid - &\sim N \left(\left(\theta_k \tau_k^{-2} + \sigma_{kj}^{*-2} \sum_{i: c_{ik}=j} y_{ik} \right) \left(\tau_k^{-2} + |\{i : c_{ik} = j\}| \sigma_{kj}^{*-2} \right)^{-1}, \left(\tau_k^{-2} + |\{i : c_{ik} = j\}| \sigma_{kj}^{*-2} \right)^{-1} \right), \\ \sigma_{kj}^{*-2} \mid - &\sim \text{Ga} \left(a_\sigma + \frac{|\{i : c_{ik} = j\}|}{2}, b_\sigma + \frac{1}{2} \sum_{i: c_{ik}=j} (y_{ik} - \mu_{kj}^*)^2 \right), \end{aligned}$$

where $\text{Ga}(a, b)$ is a Gamma distribution with shape $a > 0$ and rate $b > 0$.

SM.3.3 Functional data model

The full conditional distribution for γ_{ik} is Equation SM3, while the full conditional probability for c_{ik} reported in Equation SM6 assumes the following form

$$\Pr(c_{ik} = j \mid -) \propto \begin{cases} |S_{kj}^{-i}| \prod_{m=1}^{M_i} N(y_{im}; \mathbf{b}(x_{im})^\top \boldsymbol{\theta}_i, \sigma^2) \mathbf{I}(\rho_{k-1}^{\mathcal{R}_k} = (\rho_k^{(i \rightarrow j)})^{\mathcal{R}_k}) \mathbf{I}((\rho_k^{(i \rightarrow j)})^{\mathcal{R}_{k+1}} = \rho_{k+1}^{\mathcal{R}_{k+1}}) & \text{if } j = 1, \dots, J(\rho_k^{(i \rightarrow j)}) \\ M \prod_{m=1}^{M_i} N(y_{im}; \mathbf{b}(x_{im})^\top \boldsymbol{\theta}_i, \sigma^2) \mathbf{I}(\rho_{k-1}^{\mathcal{R}_k} = (\rho_k^{(i \rightarrow j)})^{\mathcal{R}_k}) \mathbf{I}((\rho_k^{(i \rightarrow j)})^{\mathcal{R}_{k+1}} = \rho_{k+1}^{\mathcal{R}_{k+1}}) & \text{if } j = J(\rho_k^{(i \rightarrow j)}) + 1 \end{cases}.$$

where the auxiliary variable $\theta_{k, J(\rho_k^{(i \rightarrow j)})+1}^*$ is drawn from its prior distribution, $N(\phi \theta_{k-1}^{*(\rightarrow j)}, \tau^2)$, where $\theta_{k-1}^{*(\rightarrow j)} = |\mathcal{C}_{k-1}^{(\rightarrow j)}|^{-1} \sum_{l \in \mathcal{C}_{k-1}^{(\rightarrow j)}} \theta_{k-1, l}^*$. We further use the full conditional distribution for the elements in $\boldsymbol{\alpha}$, reported in Equation SM7, when $d_\gamma = 0$, and the full conditional distributions for the elements in $\boldsymbol{\alpha}$ and $\boldsymbol{\omega}$, reported in Equation SM8, when $d_\gamma > 0$. The full conditional distributions for the remaining parameters are

$$\begin{aligned} \sigma^{-2} \mid - &\sim \text{Ga} \left(a_\sigma + \frac{1}{2} \sum_{i=1}^n M_i, b_\sigma + \frac{1}{2} \sum_{i=1}^n \sum_{m=1}^{M_i} \{y_i(x_{im}) - \mathbf{b}(x_{im})^\top \boldsymbol{\theta}_i\}^2 \right), \\ \tau^{-2} \mid - &\sim \text{Ga} \left(a_\tau + \frac{1}{2} \sum_{k=1}^K J_k, b_\tau + \frac{1}{2} \left[\sum_{j=1}^{J_1} \left(\theta_{1j}^* \right)^2 + \sum_{k=1}^K \sum_{j=1}^{J_k} \left(\theta_{kj}^* - \phi \theta_{k-1}^{*(\rightarrow j)} \right)^2 \right] \right), \\ \phi \mid - &\sim N(\mathbb{E}[\phi \mid -], \text{var}(\phi \mid -)), \end{aligned}$$

where $\text{Ga}(a, b)$ is a Gamma distribution with shape $a > 0$ and rate $b > 0$, and

$$\begin{aligned} \text{var}(\phi \mid -) &= \left(s_0^{-2} + \tau^{-2} \sum_{k=2}^K \sum_{j=1}^{J_k} (\theta_{k-1}^{*(\rightarrow j)})^2 \right)^{-1}, \\ \mathbb{E}[\phi \mid -] &= \left(s_0^{-2} m_0 + \tau^{-2} \sum_{k=2}^K \sum_{j=1}^{J_k} \theta_{kj}^* \theta_{k-1}^{*(\rightarrow j)} \right) \text{var}(\phi \mid -). \end{aligned}$$

For $j = 1, \dots, J_k$, $k = 2, \dots, K-1$, we have that $\theta_{kj}^* \mid - \sim N(\mathbb{E}[\theta_{kj}^* \mid -], \text{var}(\theta_{kj}^* \mid -))$ with

$$\begin{aligned} \text{var}(\theta_{kj}^* \mid -) &= \left[\tau^{-2} + \tau^{-2} \phi^2 \sum_{j' \in \mathcal{C}_{k+1}^{(j \rightarrow)}} |C_k^{(\rightarrow j')}|^{-2} + \sigma^{-2} \sum_{i: c_{ik}=j} \sum_{m=1}^{M_i} (B_{i, mk})^2 \right]^{-1}, \\ \mathbb{E}[\theta_{kj}^* \mid -] &= \left[\tau^{-2} \phi \theta_{k-1}^{*(\rightarrow j)} + \tau^{-2} \phi \sum_{j' \in \mathcal{C}_{k+1}^{(j \rightarrow)}} |C_k^{(\rightarrow j')}|^{-1} \epsilon_{k+1, j'}^{(j)} + \sigma^{-2} \sum_{i: c_{ik}=j} \sum_{m=1}^{M_i} B_{i, mk} r_{im}^{(k)} \right] \text{var}(\theta_{kj}^* \mid -), \end{aligned}$$

where $C_{k+1}^{(j \rightarrow)}$ denotes the set $\{j' \in \{1, \dots, J_{k+1}\} : \sum_{i=1}^n \mathbf{I}(c_{i,k} = j, c_{i,k+1} = j') > 0\}$ containing the $|C_{k+1}^{(j \rightarrow)}|$ indices of clusters to which cluster j is reallocated when moving from index k to $k+1$, and $\epsilon_{k+1,j'}^{(j)} = \theta_{k+1,j'}^* - \phi |C_k^{(\rightarrow j')}|^{-1} \sum_{l \in C_k^{(\rightarrow j')} \setminus \{j\}} \theta_{kl}^*$.

When $k = 1$, $\Pr(\theta_{kj}^* \mid \boldsymbol{\theta}_{k-1}^*, \phi, \tau^2)$ is the pdf of a Gaussian distribution with mean 0, instead of $\phi \theta_0^{*(\rightarrow j)}$, since $\boldsymbol{\theta}_0^*$ does not exist; hence, for $j = 1, \dots, J_1$, the mean and variance of the full conditional distribution become

$$\begin{aligned} \text{var}(\theta_{1j}^* \mid -) &= \left[\tau^{-2} + \tau^{-2} \phi^2 \sum_{j' \in C_2^{(j \rightarrow)}} |C_1^{(\rightarrow j')}|^{-2} + \sigma^{-2} \sum_{i:c_{i1}=j} \sum_{m=1}^{M_i} (B_{i,m1})^2 \right]^{-1}, \\ \mathbb{E}[\theta_{1j}^* \mid -] &= \left[\tau^{-2} \phi \sum_{j' \in C_2^{(j \rightarrow)}} |C_1^{(\rightarrow j')}|^{-1} \epsilon_{2,j'}^{(j)} + \sigma^{-2} \sum_{i:c_{i1}=j} \sum_{m=1}^{M_i} B_{i,m1} r_{im}^{(1)} \right] \text{var}(\theta_{1j}^* \mid -). \end{aligned}$$

When $k = K$, there are not the sums in j' since $\boldsymbol{\theta}_{K+1}^*$ does not exist; hence, for $j = 1, \dots, J_K$, the mean and variance of the full conditional distribution become

$$\begin{aligned} \text{var}(\theta_{Kj}^* \mid -) &= \left[\tau^{-2} + \sigma^{-2} \sum_{i:c_{iK}=j} \sum_{m=1}^{M_i} (B_{i,mK})^2 \right]^{-1}, \\ \mathbb{E}[\theta_{Kj}^* \mid -] &= \left[\tau^{-2} \phi \theta_{K-1}^{*(\rightarrow j)} + \sigma^{-2} \sum_{i:c_{iK}=j} \sum_{m=1}^{M_i} B_{i,mK} r_{im}^{(K)} \right] \text{var}(\theta_{Kj}^* \mid -). \end{aligned}$$

SM.3.4 Posterior estimates

We are interested in computing posterior point estimates for the sequence of partitions and for the cluster-specific parameters, that is $(\mu_{kj}, \sigma_{kj}^2)$ in Model SM1 and θ_{kj}^* in Model SM2. A posterior point estimate for the sequence of partitions ρ_1, \dots, ρ_K is obtained by independently estimating each partition ρ_k at every index k . Each of these is estimated using the SALSO algorithm (Dahl et al. 2022) with the Binder loss (Binder 1978). Posterior estimates of the cluster-specific parameters are computed conditionally on the posterior point estimate of ρ_1, \dots, ρ_K .

SM.4 Simulation study

See `simulations_summary.Rmd` or its respective rendered file, `simulations_summary.html`.

SM.5 Venetian lagoon tide level data analysis

We fit Model SM2 with cubic B-splines with evenly spaced knots, $d_\rho = d_\gamma$ set equal to the degree of the B-spline basis. As prior parameters, we used $m_0 = 0$, $s_0 = 1$, $(a_\tau, b_\tau) = (a_\sigma, b_\sigma) = (1, 1)$, $M = 1$, $\mathbf{a} = \mathbf{0}_2$ and $\mathbf{A} = I_2$. As starting point for the MCMC, we sample all the quantities from their prior distribution except for the partitions, that are all set to one single cluster, and the cluster-specific parameters, that are set to mean of B-spline parameters estimated independently for each functional observation.

Trying several combinations of prior parameters and B-splines functions, we noticed that the two key quantities that highly influence the number of clusters are the prior parameters (a_σ, b_σ) and the number of knots of the B-splines; the remaining prior parameters can be left at their uninformative defaults reported above. We suggest using $(a_\sigma, b_\sigma) = (1, 1)$ since it delivers good results most of times and, as for the number of knots, we recommend starting with the maximum number of observed evaluation points divided by three, $\max\{M_1, \dots, M_n\}/3$, and then trying to slightly vary the number of knots, e.g., ± 5 .