

FaceID-6M: A Large-Scale, Open-Source FaceID Customization Dataset

Shuhe Wang[▼], Xiaoya Li[♦], Jiwei Li[▲], Guoyin Wang[►], Xiaofei Sun[▲],
Bob Zhu[♦], Han Qiu[♦], Mo Yu[▼], Shengjie Shen[◀], Tianwei Zhang[♦], Eduard Hovy[▼]

Abstract

Due to the data-driven nature of current face identity (FaceID) customization methods, all state-of-the-art models rely on large-scale datasets containing millions of high-quality text-image pairs for training. However, none of these datasets are publicly available, which restricts transparency and hinders further advancements in the field.

To address this issue, in this paper, we collect and release FaceID-6M, the first large-scale, open-source FaceID dataset containing 6 million high-quality text-image pairs. Filtered from LAION-5B [29], FaceID-6M undergoes a rigorous image and text filtering steps to ensure dataset quality, including resolution filtering to maintain high-quality images and faces, face filtering to remove images that lack human faces, and keyword-based strategy to retain descriptions containing human-related terms (e.g., nationality, professions and names). Through these cleaning processes, FaceID-6M provides a high-quality dataset optimized for training powerful FaceID customization models, facilitating advancements in the field by offering an open resource for research and development.

We conduct extensive experiments to show the effectiveness of our FaceID-6M, demonstrating that models trained on our FaceID-6M dataset achieve performance that is comparable to, and slightly better than currently available industrial models. Additionally, to support and advance research in the FaceID customization community, we make our code, datasets, and models fully publicly available.

1. Introduction

Face identity (FaceID) customization is an important task in image generation, in which users can write text prompts to adapt pre-trained text-to-image models to gener-

ate personalized facial images [18, 24, 28, 26, 7, 15, 27, 38]. Existing approaches towards developing FaceID customization models are predominantly data-driven. This dataset typically consists of millions of real-world text-image pairs, such as 10M for IP-Adapter [39], 10M for InstantID [36] and 1.5M for PuLID [11]. Then, a conditional diffusion model [12, 26, 19, 21, 6] is trained on this dataset, learning to reconstruct the original image while being conditioned on both the provided text description and the face within the input image. However, **none of these datasets are publicly accessible**. Although many studies have released high-performance FaceID models, they have not made their training code or datasets available to the broader research community, as a result, restricting transparency and hindering further advancements in the field.

To address this issue, in this paper, we collect and release FaceID-6M, the first large-scale, open-source faceID dataset containing 6 million high-quality text-image pairs. Filtered from LAION-5B [29], which includes billions of diverse and publicly available text-image pairs, FaceID-6M undergoes a rigorous image and text filtering process to ensure dataset quality. For image filtering, we apply a pre-trained face detection model to remove images that lack human faces, contain more than three faces, have low resolution, or feature faces occupying less than 4% of the total image area. For text filtering, we utilize a keyword-based strategy to retain descriptions containing human-related terms, including references to people (e.g., man), nationality (e.g., Chinese), ethnicity (e.g., East Asian), professions (e.g., engineer), and names (e.g., Donald Trump). Through these cleaning processes, FaceID-6M provides a high-quality dataset optimized for training powerful FaceID customization models, facilitating advancements in the field by offering an open resource for research and development.

FaceID-6M is a model-free FaceID customization dataset that can be utilized by any FaceID customization framework to train powerful FaceID customization models, e.g., IP-Adapter [39], InstantID [36] and PuLID [11]. During the training stage, we first leverage a pre-trained face detection model (e.g., Antelopev2²) to extract the face within

Email: shuhewang@student.unimelb.edu.au

[▼]The University of Melbourne, [♦]University of Washington, [▲]Zhejiang University, [►]Alibaba, [◀]Altera.AI, [◀]Tsinghua University, [▼]WeChat AI, Tencent, [♦]Nanyang Technological University

Our codes, models, and datasets are available at: <https://github.com/ShuheSH/FaceID-6M>.

²<https://github.com/deepinsight/insightface>

the image for one text-image training pair in our FaceID-6M dataset. Then, a diffusion model is forced to learn to recover the related image conditioned with the extracted face and related text as the input. Iterating this training process, the diffusion model can have the ability to generate the desired image based on the input personalized face and text.

To assess the effectiveness of FaceID-6M in training FaceID customization models, we conduct extensive experiments, including direct generation comparisons between FaceID-6M-trained models and existing industrial models, quantitative evaluations on two widely used test sets, COCO2017 [17] and Unsplash-50 [8], and human evaluations to further validate performance. The results show that models trained on our FaceID-6M achieve performance that is comparable to, and slightly better than, two widely used FaceID customization frameworks, InstantID [36] and IP-Adapter [39], in terms of preserving FaceID fidelity across all metrics. For example, on the COCO-2017 test set, the FaceID-6M-trained InstantID model achieved a slightly higher FaceID fidelity score of 0.63 (+0.04) compared to the score 0.59 of the official InstantID model. Similarly, in human evaluations, the FaceID-6M-trained InstantID model received an average score of 4.39 (+0.13), outperforming the official InstantID model’s score of 4.26. The contribution of this work can be summarized as:

- 1 We collect and release FaceID-6M, the first large-scale, open-source FaceID customization dataset.
- 2 We make our code, datasets, and models publicly available to support and advance research in the FaceID customization community.
- 3 Models trained on our FaceID-6M dataset demonstrate performance that is comparable to, and better than currently available industrial models.

2. Related Work

2.1. Text-to-image Generation

Text-to-image generation is the process of creating images from textual descriptions using pre-trained image generation models [25, 4, 5, 24, 26, 28, 13]. These models are trained to map textual input to corresponding visual content, enabling them to generate images that align with the provided descriptions. Early text-to-image approaches typically followed a two-stage process: firstly, images are encoded into discrete tokens using an image encoder such as DARN[9], PixelCNN[33], PixelVAE [10], or VQ-VAE [34]. Then, a Transformer-based model [35] is trained to predict these image tokens based on the given text input. Recently, diffusion models [30, 31, 18, 3, 24, 28, 26, 1, 13] have emerged as the new state-of-the-art approach for image generation, introducing more advanced techniques for text-to-image synthesis. Based on diffusion frameworks, firstly,

a pre-trained large language model, such as T5 [23], is used to encode the input text into embeddings. Then, the transformed text embeddings are used as conditional inputs for the diffusion model, guiding it to generate high-quality images based on the provided textual descriptions [18, 28].

2.2. FaceID Customization

FaceID customization involves adapting a text-to-image generation model to better recognize and generate facial features and attributes unique to individual users [32, 39, 40, 2, 36, 37, 16, 20]. Most existing approaches are data-driven, beginning with the collection of a large-scale dataset, such as 10M for IP-Adapter [39], 10M for InstantID [36] and 1.5M for PuLID [11]. Then, a conditional diffusion model [12, 26, 19, 21, 6] is trained on this dataset, such as Face0 [32] replaces the last three text tokens with a projected face embedding in the CLIP [22] space, using the combined embedding to guide the diffusion process. IP-Adapter [39], InstantID [36] and PuLID [11] utilize FaceID embeddings from a face recognition model instead of CLIP image embeddings, ensuring a more stable and consistent identity representation throughout the generation process. However, none of these studies have made their training datasets publicly available to the FaceID customization community, restricting and hindering further advancements in this field. To address this gap, in this paper, we introduce FaceID-6M, a large-scale, open-source FaceID customization dataset. FaceID-6M is constructed through a rigorous image and text filtering process applied to LAION-5B [29], a diverse and publicly available text-image dataset, ensuring its high quality for training advanced FaceID customization models.

3. Dataset Construction: FaceID-6M

In this section, we detail the construction process of our FaceID-6M dataset, which comprises four main components: **(1) Text-Image Pairs Collecting:** Gathering a large number of text-image pairs as the foundational dataset, which will undergo further filtering to ensure relevance for the FaceID customization task; **(2) Language Filtering:** Filtering out non-English text-image pairs, as many FaceID models are designed with English as the primary, and non-English text may not be accurately understood or processed by the model; **(3) Image Filtering:** Removing low-quality, inappropriate, or irrelevant images that do not meet the requirements of FaceID-related tasks, such as images without faces or those containing blurred or occluded faces; and **(4) Text Filtering:** Removing pairs whose text descriptions that are irrelevant or misleading for FaceID applications, such as captions that do not provide any meaningful information about the person in the corresponding image.

3.1. Text-Image Pairs Collecting

To construct a large-scale, high-quality FaceID dataset, we utilize LAION-5B [29], a publicly available dataset containing billions of text-image pairs. LAION-5B is an ideal foundation for two key reasons: (1) Extensive Data Size: its vast scale provides a broad spectrum of data, crucial for training robust image generation models. The dataset’s diversity, spanning various domains and textual descriptions, enables the model to learn from a wide array of contexts; (2) Public Accessibility: as an openly available dataset, LAION-5B allows researchers and developers to reproduce our results and make further advancements without the need for extensive proprietary data collection

3.2. Language Filtering

In this study, we specifically select the English subset of LAION-5B [29], which consists of approximately 2 billion English text-image pairs. This choice is driven by two key reasons: (1) The quality of textual annotations in LAION varies across different languages. English captions are generally more structured, detailed, and reliable, as many online sources predominantly use English for annotations; and (2) The FaceID customization task relies on powerful vision-language models to establish strong text-image alignment. English-based models typically outperform their counterparts in other languages, ensuring better filtering accuracy and enhanced performance in FaceID customization model training. Table 1 shows statistics for the English subset of LAION-5B.

3.3. Image Filtering

As revealed in Table 1, even limited to the English language, the raw LAION-5B dataset contains a significant amount of noisy data, making it unsuitable for directly training FaceID customization models: (1) a large proportion of low-resolution images, such as 37.7% falling between 128 to 256 pixels in height and 35.4% between 256 to 512 pixels in width. These low-resolution images fail to provide adequate facial details, such as expressions and facial textures, which are crucial for identity preservation; (2) there is no guarantee of a sufficient number of high-quality human face images, which are crucial for the FaceID customization task. To effectively filter and extract relevant samples from LAION, we leverage the following criteria:

(1) Face Detection. To ensure every image in the training dataset contains faces, we utilize a pre-trained face detection model, Antelopev2³, to identify face IDs and filter out images that either lack faces or contain more than three faces. The limit of three faces per image is set because when

there are multiple faces, the model may struggle to determine which face to prioritize, resulting in a mix of facial features from different individuals.

(2) Minimum Face Size Constraints. We set that the face must occupy at least 4% of the image area. This ensures that a sufficient number of pixels are contained into facial features, allowing the FaceID customization model to capture essential details such as expressions and facial textures, which are crucial for accurate identity preservation. The 4% threshold was established through iterative refinements and validated through both human and model evaluations.

(3) Resolution Constraints. To guarantee adequate facial details for the FaceID customization task, we exclude images with a resolution lower than 512 pixels in either height or width. This strategy enhances the FaceID customization model’s ability to extract meaningful features, such as subtle expressions and facial textures, ultimately improving learning effectiveness and overall performance.

3.4. Text Filtering

Even after selecting high-quality and human-related images, the associated textual descriptions in LAION may contain irrelevant or misleading information, such as captions that do not provide any meaningful information about the person depicted in the corresponding image. To refine the associated text, we employ a keyword-based filtering strategy, selecting samples whose descriptions include one or more of the following five categories of relevant terms:

- 1 Terms that explicitly denote individuals (e.g., man, woman, sir, lady).
- 2 Terms indicating nationality (e.g., Chinese, Korean).
- 3 Terms denoting ethnicity or racial identity (e.g., Native American, East Asian).
- 4 Terms related to professions or occupations (e.g., student, teacher, engineer).
- 5 Terms that potentially indicate a person’s name (e.g., Donald Trump, Beckham).

To determine specific terms for categories 1 to 4, we leverage GPT-4o [14], which has been trained on vast textual data, enabling it to generate an extensive and diverse list of relevant terms. Take the category 4 “Terms related to professions or occupations (e.g., student, teacher, engineer)” as an example, we use an iterative approach with 10 iterations. In each iteration, we prompt GPT-4o with a different temperature setting to generate 100 profession-related terms. After completing all 10 iterations, we consolidate the 1,000 generated terms, remove duplicates, and

³<https://github.com/deepinsight/insightface>

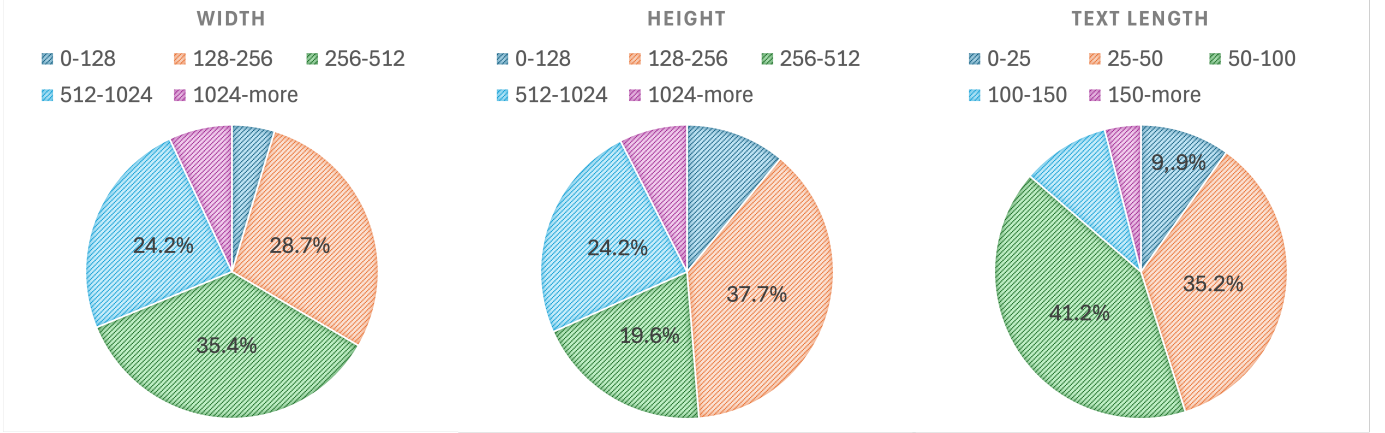


Figure 1. Statistics for the English subset of LAION-5B, presenting (1) image width, (2) image height, and (3) text length from left to right.

finalize a refined list of keywords for that category. During the filtering process, each LAION text is checked against this keyword list. If a text contains at least one of these keywords, it is retained; otherwise, it is discarded.

For identifying specific terms in category 5, GPT-4o is not suitable, as the number of possible names is virtually unlimited, making it impossible to generate a comprehensive predefined list. Instead, determining whether a word is a person’s name should rely on analyzing its position within a sentence and evaluating its contextual relevance rather than relying solely on a static list. To achieve this, we utilize an NER-based filtering strategy for LAION text. Specifically, for each text in LAION, we utilize spaCy⁴ to extract PERSON entities, which include references to both real and fictional individuals. Any LAION text that does not contain a PERSON entity is filtered out.

Following the above cleaning process, we ensure that the collected images contain clear, adequately sized faces, and that the accompanying text provides meaningful descriptions of the person in the image. Figure 2 presents examples from our cleaned FaceID-6M dataset.

4. FaceID Customization based on FaceID-6M

In this section, we first detail the preliminaries of Diffusion Models in Section 4.1. Then, we delve into the training and inference processes of our FaceID-6M-based FaceID customization models using the widely adopted FaceID customization framework, IP-Adapter [39], in Section 4.2.

4.1. Preliminaries: Diffusion Models

Diffusion models [12, 26, 21] are a class of generative models that have gained prominence for their ability to generate high-quality, realistic data, such as images, by simulating a gradual process of transforming random noise into

structured data. Specifically, during each training process, noise ϵ is sampled and added to the input image x_0 based on a noise schedule (i.e., Gaussian noise). This process yields a noisy sample x_t at timestep t :

$$x_t = \alpha_t x + \sigma_t \epsilon, \epsilon \sim \mathcal{N}(0, \mathbf{I}) \quad (1)$$

where α_t and σ_t are the coefficients of the adding noise process, essentially representing the noise schedule. Then the diffusion model ϵ_θ is forced to predict the normally-distributed noise ϵ with current added noisy x_t , time step t , and condition information C , where commonly C represents the embedded text prompt. For optimization process:

$$\mathcal{L}(\theta) = \mathbb{E}_{x_0, C, t, \epsilon \sim \mathcal{N}(0, \mathbf{I})} \|\epsilon - \epsilon_\theta(x_t, C, t)\|^2 \quad (2)$$

where $t \in [0, T]$ is the sampled diffusion step.

The inference stage begins with a sample of pure noise (Gaussian noise), represented by x_T , where T is a predefined number of timesteps. This random noise is the initial state, representing a completely unstructured and meaningless input. Then, for each timestep t , the model takes the noisy image x_t at step t as the input, and incorporates the text prompt as the condition C to predict the clean image or the noise that should be removed to get closer to the final clean image x_0 . The predicted noise ϵ_θ is then used to update the noisy image, denoising it step by step:

$$x_{t-1} = \alpha_t x_t - \sigma_t \epsilon_\theta(x_t, C, t) \quad (3)$$

where α_t and σ_t are two coefficients controlling the denoising process. Finally, over several timesteps T , the noise is gradually removed, resulting in a high-quality image.

4.2. FaceID-6M Based FaceID Customization

FaceID-6M is a model-free FaceID customization dataset that can be utilized by any FaceID customization

⁴A commonly used NER toolkit: <https://spacy.io/api/entityrecognizer>.

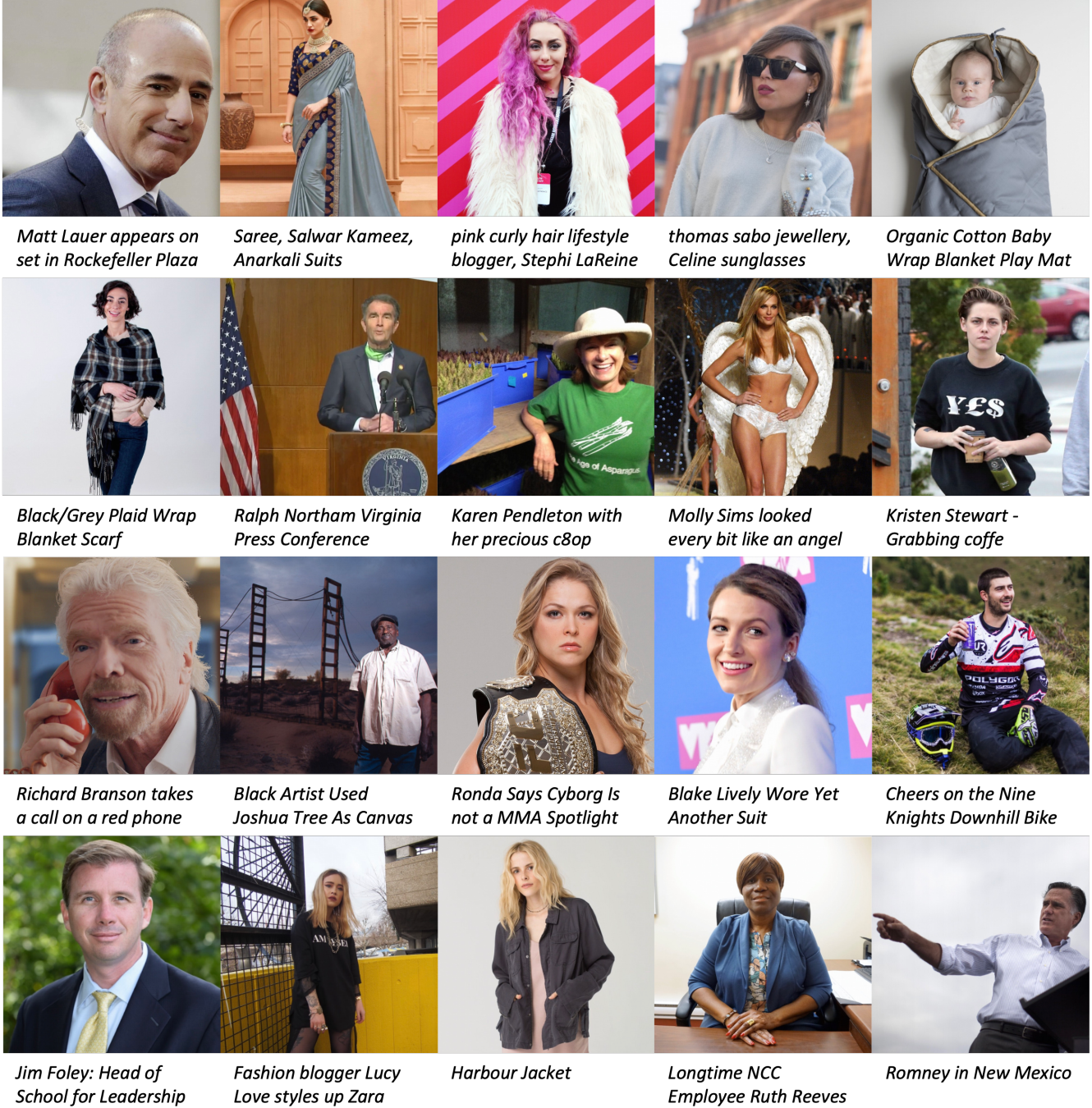


Figure 2. Images sampled from our constructed FaceID-6M dataset are presented.

framework to train powerful FaceID customization models. Here, we employ the widely used FaceID customization framework, IP-Adapter [39], to illustrate the training process of FaceID customization models using our FaceID-6M dataset, followed by the inference stage.

4.2.1 Training Stage

During the training stage, we utilize a distinct decoupled cross-attention mechanism to embed image features through several extra cross-attention layers, while keeping the other model parameters intact. Specifically, in original diffusion models, the text features from the CLIP [22] or T5 [23] text encoder are incorporated into the model by in-

putting them into the cross-attention layers. Given the latent image features Z and the text features C_{text} , the output of cross-attention Z' can be expressed as:

$$Z' = \text{Attention}(Q, K, V) = \text{Softmax}\left(\frac{QK^T}{\sqrt{d}}\right)V, \quad (4)$$

$$Q = ZW_q, K = C_{text}W_k, V = C_{text}W_v$$

where Q , K , and V represent the query, key, and value matrices in the attention operation, respectively, while W_q , W_k , and W_v are the weight matrices of the learnable layers.

To further incorporate face ID, IP-Adapter [39] adds a new cross-attention layer for each cross-attention layer in the original diffusion model. Similarly, given the face ID features C_{id} , the output of ID cross-attention Z'' is:

$$Z'' = \text{Attention}(Q, K', V') = \text{Softmax}\left(\frac{Q(K')^T}{\sqrt{d}}\right)V', \quad (5)$$

$$Q' = ZW'_q, K' = C_{id}W'_k, V' = C_{id}W'_v$$

where Q' , K' , and V' represent the query, key, and value matrices in the attention operation, respectively, while W'_q , W'_k , and W'_v are the weight matrices of the learnable layers.

The text cross-attention Z' and the ID cross-attention Z'' are added, resulting the final decoupled attention Z^{final} :

$$\begin{aligned} Z^{final} &= Z' + \lambda \cdot Z'' \\ &= \text{Attention}(Q, K, V) + \lambda \cdot \text{Attention}(Q, K', V') \\ &= \text{Softmax}\left(\frac{QK^T}{\sqrt{d}}\right)V + \lambda \cdot \text{Softmax}\left(\frac{Q(K')^T}{\sqrt{d}}\right)V' \end{aligned} \quad (6)$$

where λ is a weight factor.

During the training stage, IP-Adapter only optimizes the related linear layers within the decoupled cross-attention while keeping the parameters of the diffusion model fixed:

$$\mathcal{L}_{IP}(\theta) = \mathbb{E}_{x_0, C_{text}, C_{id}, t, \epsilon \sim \mathcal{N}(0, \mathbf{I})} \|\epsilon - \epsilon_\theta(x_t, C_{text}, C_{id}, t)\|^2 \quad (7)$$

4.2.2 Inference Stage

The inference process follows the same approach as the diffusion models outlined in Section 4.1. It begins with a sample of Gaussian noise, represented by x_T , where T is a pre-defined number of timesteps. This initial state, composed entirely of unstructured noise, serves as the starting point, representing a meaningless input image. At each timestep t , the model takes the noisy image x_t as the input and utilizes

the text prompt condition C_{text} and the input face condition C_{id} to predict the clean image or the noise that should be removed, progressively refining the image towards the final clean output x_0 . The predicted noise ϵ_θ is then used to update the noisy image, denoising step by step:

$$x_{t-1} = \alpha_t x_t - \sigma_t \epsilon_\theta(x_t, C_{text}, C_{id}, t) \quad (8)$$

where α_t and σ_t are two coefficients controlling the denoising process. Over several timesteps T , the noise is gradually removed, ultimately producing a customized, clean image.

5. Experiments

To assess the effectiveness of FaceID-6M, we train the state-of-the-art FaceID customization model, InstantID [36], as well as its original version, IP-Adapter [39], using our constructed FaceID-6M dataset.

5.1. Main Results

In this section, we perform experiments to assess the FaceID fidelity of models trained on our custom FaceID-6M dataset. For clarity, we designate the official InstantID model as “InstantID” and the model trained on our FaceID-6M dataset as “InstantID + FaceID-6M.” The results below illustrate their performance in FaceID fidelity.

5.1.1 FaceID Fidelity

Figure 3 presents the performance of FaceID customization models in preserving FaceID fidelity. Based on these results, we can infer that the model trained on our FaceID-6M dataset achieves a level of performance comparable to the official InstantID model in maintaining FaceID fidelity. For example, in case 2 and case 3, both the official InstantID model and the FaceID-6M-trained model effectively generate the intended images based on the input. This clearly highlights the effectiveness of our FaceID-6M dataset in training robust FaceID customization models.

5.2. Quantitative Results

To more effectively evaluate the effectiveness of our FaceID-6M dataset, we conduct quantitative experiments on two test sets: COCO2017 [17] and Unsplash-50 [8].

COCO2017 [17] consists of 5,000 images with captions suitable for quantitative evaluation. However, since our primary focus is on evaluating models’ ability to maintain FaceID fidelity, many samples in COCO2017 are not relevant to our objective. Therefore, in this study, we manually selected 500 valid text-image pairs to quantitatively assess the models’ performance in preserving FaceID fidelity.

Unsplash-50 [8] contains 50 text-image pairs, which serve as an additional benchmark for evaluating FaceID fidelity retention in generated images.



Figure 3. The results demonstrate the performance of FaceID customization models in maintaining FaceID fidelity. For models, “InstantID” refers to the official InstantID model, while “InstantID + FaceID-6M” represents the model further fine-tuned on our FaceID-6M dataset. These results indicate that the model trained on our constructed FaceID-6M dataset achieves comparable performance to the official InstantID model in preserving FaceID fidelity.

Model	COCO-2017			Unsplash-50		
	Face Sim↑	CLIP-T↑	CLIP-I↑	Face Sim↑	CLIP-T↑	CLIP-I↑
IP-Adapter [39]	0.52	0.46	0.69	0.57	0.24	0.61
InstantID [36]	0.59	0.53	0.72	0.61	0.27	0.68
<i>Ours (Fine-tuned on Laion-FaceID)</i>						
IP-Adapter + FaceID-6M	0.55	0.48	0.70	0.59	0.24	0.62
InstantID + FaceID-6M	0.63 (+0.04)	0.54 (+0.01)	0.73 (+0.01)	0.62 (+0.01)	0.28 (+0.01)	0.70 (+0.02)

Table 1. Quantitative results of different FaceID customization models on COCO2017 and Unsplash-50, and we highlight the highest score in bold.

For evaluation metrics, we use the following: (1) Face Sim, which calculates the FaceID cosine similarity between the input face and the face extracted from the generated image, providing a direct estimate of the difference between

the generated and input faces. (2) CLIP-T [22], which evaluates the model’s ability to follow prompts; and (3) CLIP-I [22], which measures the CLIP image similarity between the original image and the image after FaceID insertion.

Model	Prompt Alignment			FaceID Fidelity			Image Quality		
	Min	Max	Avg	Min	Max	Avg	Min	Max	Avg
IP-Adapter [39]	1	3	1.8	1	3	2.17	2	4	2.94
InstantID [36]	2	4	3.1	3	5	3.9	3	5	4.26
<i>Ours (Fine-tuned on Laion-FaceID)</i>									
IP-Adapter + FaceID-6M	1	3	1.83	1	3	2.19	2	4	2.95
InstantID + FaceID-6M	2	4	3.14	3	5	4.08	3	5	4.39

Table 2. Human evaluations of different FaceID customization models based on three criteria: (1) Prompt Alignment, (2) FaceID Fidelity and (3) Image Quality, and we highlight the highest score in bold.

The results are presented in Table 1. From these findings, we observe that fine-tuning on our FaceID-6M dataset leads to slight improvements across all evaluation metrics. For example, the Face-Sim score on the COCO2017 dataset increases from 0.59 (LAION) to 0.63 (InstantID + FaceID-6M), while the CLIP-I metric on the Unsplash-50 dataset improves from 0.68 (LAION) to 0.70 (InstantID + FaceID-6M). These results further confirm the effectiveness of our FaceID-6M dataset in enhancing the model’s ability to preserve the input face’s identity while generating images that align with user descriptions.

5.3. Scaling Results

To evaluate the impact of dataset size on model performance and optimize the trade-off between performance and training cost, we conduct scaling experiments by sampling subsets of different sizes from FaceID-6M. The sampled dataset sizes include: (1) 1K, (2) 10K, (3) 100K, (4) 1M, (5) 2M, (6) 4M, and (7) the full dataset (6M). For the experimental setup, we utilize the InstantID [36] FaceID customization framework and adhere to the configurations used in the previous quantitative evaluations. The trained models are tested on the COCO2017 [17] test set, with Face Sim, CLIP-T, and CLIP-I as the evaluation metrics.

The results, presented in Figure 4, demonstrate a clear correlation between training dataset size and the performance of FaceID customization models. For example, the Face Sim score increased from 0.38 with 2M training data, to 0.51 with 4M, and further improved to 0.63 when using 6M data. These results underscore the significant contribution of our FaceID-6M dataset in advancing FaceID customization research, highlighting its importance in driving improvements in the field.

5.4. Human Evaluations

While automated evaluations, as conducted above, effectively measure objective aspects like FaceID fidelity and prompt adherence, they fall short in assessing subjective qualities, like aesthetic appeal, and perceptual consistency.

To address this limitation, we conduct a user study to gather human evaluations on image quality and identity

preservation. Participants are asked to rate 200 generated images based on three criteria: (1) **Prompt Alignment**: assesses how well the generated image corresponds to the given textual description, (2) **FaceID Fidelity**: evaluates whether the generated image accurately preserves the identity of the input face, and (3) **Image Quality**: measures the overall visual quality of the generated image. Participants rate each criterion on a scale from 0 to 5, where 0 represents the lowest quality and 5 indicates the highest quality.

The results are shown in Table 2. From these results, we observe a slight improvement across all three criteria after fine-tuning on our FaceID-6M dataset: (1) Prompt Alignment, the average score increased from 3.1 for the InstantID model to 3.14 for the InstantID + FaceID-6M model. (2) FaceID Fidelity, the scores improved from 2.17 (IP-Adapter) to 2.19 (IP-Adapter + FaceID-6M) and from 3.9 (InstantID) to 4.08 (InstantID + FaceID-6M). (3) Image Quality, the score increased from 4.26 (InstantID) to 4.39 (InstantID + FaceID-6M). These results further demonstrate the benefits of fine-tuning with our FaceID-6M dataset in enhancing identity preservation, adherence to prompts, and overall image quality.

6. Conclusion

In this paper, we collect and release FaceID-6M, a large-scale, open-source dataset containing 6 million high-quality text-image pairs. FaceID-6M is filtered from LAION-5B [29], which includes billions of diverse and publicly available text-image pairs, and undergoes a rigorous image and text filtering process to ensure dataset quality. Specifically, for image filtering, we apply a pre-trained face detection model to remove images that lack human faces, contain more than three faces, have low resolution, or feature faces occupying less than 4% of the total image area. For text filtering, we use a keyword-based strategy to retain descriptions containing human-related terms, including references to people (e.g., man), nationality (e.g., Chinese), ethnicity (e.g., East Asian), professions (e.g., engineer), and names (e.g., Donald Trump). Through these cleaning processes, FaceID-6M provides a high-quality dataset optimized for training powerful FaceID customization models, facilitat-

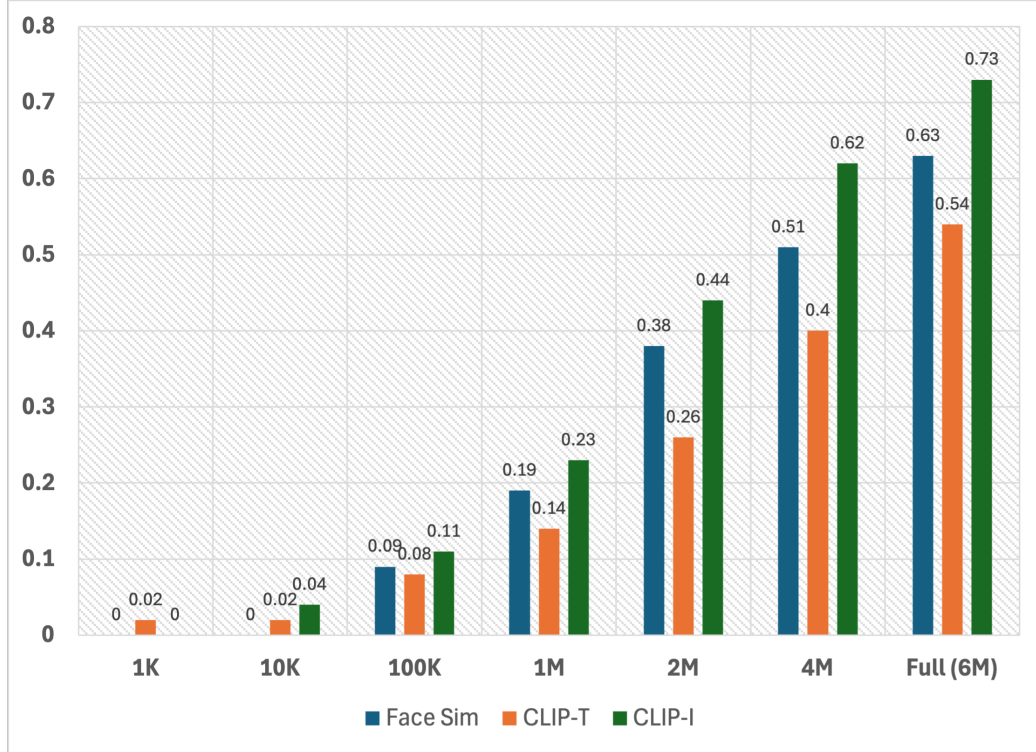


Figure 4. Scaling results by sampling subsets of different sizes from FaceID-6M: (1) 1K, (2) 10K, (3) 100K, (4) 1M, (5) 2M, (6) 4M, and (7) the full dataset (6M).

ing advancements in the field by offering an open resource for research and development.

We conduct extensive experiments to show the effectiveness of our FaceID-6M, demonstrating that models trained on our FaceID-6M dataset achieve performance that is comparable to, and slightly better than currently available industrial models. Additionally, to support and advance research in the FaceID customization community, we make our code, datasets, and models fully publicly available.

References

- [1] Yogesh Balaji, Seungjun Nah, Xun Huang, Arash Vahdat, Jiaming Song, Qinsheng Zhang, Karsten Kreis, Miika Aittala, Timo Aila, Samuli Laine, et al. ediff-i: Text-to-image diffusion models with an ensemble of expert denoisers. *arXiv preprint arXiv:2211.01324*, 2022.
- [2] Zhuowei Chen, Shancheng Fang, Wei Liu, Qian He, Mengqi Huang, and Zhendong Mao. Dreamidentity: Enhanced editability for efficient face-identity preserved image generation. In *Proceedings of the AAAI Conference on Artificial Intelligence*, volume 38, pages 1281–1289, 2024.
- [3] Prafulla Dhariwal and Alexander Nichol. Diffusion models beat gans on image synthesis. *Advances in neural information processing systems*, 34:8780–8794, 2021.
- [4] Ming Ding, Zhuoyi Yang, Wenyi Hong, Wendi Zheng, Chang Zhou, Da Yin, Junyang Lin, Xu Zou, Zhou Shao, Hongxia Yang, et al. Cogview: Mastering text-to-image generation via transformers. *Advances in neural information processing systems*, 34:19822–19835, 2021.
- [5] Ming Ding, Wendi Zheng, Wenyi Hong, and Jie Tang. Cogview2: Faster and better text-to-image generation via hierarchical transformers. *Advances in Neural Information Processing Systems*, 35:16890–16902, 2022.
- [6] Patrick Esser, Sumith Kulal, Andreas Blattmann, Rahim Entezari, Jonas Müller, Harry Saini, Yam Levi, Dominik Lorenz, Axel Sauer, Frederic Boesel, et al. Scaling rectified flow transformers for high-resolution image synthesis. In *Forty-first International Conference on Machine Learning*, 2024.
- [7] Rinon Gal, Yuval Alaluf, Yuval Atzmon, Or Patashnik, Amit H Bermano, Gal Chechik, and Daniel Cohen-Or. An image is worth one word: Personalizing text-to-image generation using textual inversion. *arXiv preprint arXiv:2208.01618*, 2022.
- [8] Rinon Gal, Or Lichter, Elad Richardson, Or Patashnik, Amit H Bermano, Gal Chechik, and Daniel Cohen-Or. Lcm-lookahead for encoder-based text-to-image personalization. *arXiv preprint arXiv:2404.03620*, 2(3):4, 2024.
- [9] Karol Gregor, Ivo Danihelka, Andriy Mnih, Charles Blundell, and Daan Wierstra. Deep autoregressive networks. pages 1242–1250, 2014.
- [10] Ishaan Gulrajani, Kundan Kumar, Faruk Ahmed, Adrien Ali Taiga, Francesco Visin, David Vazquez, and Aaron Courville. Pixelvae: A latent variable model for natural images. *arXiv preprint arXiv:1611.05013*, 2016.

- [11] Zinan Guo, Yanze Wu, Zhuowei Chen, Lang Chen, Peng Zhang, and Qian He. Pulid: Pure and lightning id customization via contrastive alignment. *arXiv preprint arXiv:2404.16022*, 2024.
- [12] Jonathan Ho, Ajay Jain, and Pieter Abbeel. Denoising diffusion probabilistic models. *Advances in neural information processing systems*, 33:6840–6851, 2020.
- [13] Lianghua Huang, Di Chen, Yu Liu, Yujun Shen, Deli Zhao, and Jingren Zhou. Composer: Creative and controllable image synthesis with composable conditions. *arXiv preprint arXiv:2302.09778*, 2023.
- [14] Aaron Hurst, Adam Lerer, Adam P Goucher, Adam Perelman, Aditya Ramesh, Aidan Clark, AJ Ostrow, Akila Welihinda, Alan Hayes, Alec Radford, et al. Gpt-4o system card. *arXiv preprint arXiv:2410.21276*, 2024.
- [15] Nupur Kumari, Bingliang Zhang, Richard Zhang, Eli Shechtman, and Jun-Yan Zhu. Multi-concept customization of text-to-image diffusion. In *Proceedings of the IEEE/CVF Conference on Computer Vision and Pattern Recognition*, pages 1931–1941, 2023.
- [16] Zhen Li, Mingdeng Cao, Xintao Wang, Zhongang Qi, Ming-Ming Cheng, and Ying Shan. Photomaker: Customizing realistic human photos via stacked id embedding. In *Proceedings of the IEEE/CVF Conference on Computer Vision and Pattern Recognition*, pages 8640–8650, 2024.
- [17] Tsung-Yi Lin, Michael Maire, Serge Belongie, James Hays, Pietro Perona, Deva Ramanan, Piotr Dollár, and C Lawrence Zitnick. Microsoft coco: Common objects in context. In *Computer Vision—ECCV 2014: 13th European Conference, Zurich, Switzerland, September 6-12, 2014, Proceedings, Part V 13*, pages 740–755. Springer, 2014.
- [18] Alex Nichol, Prafulla Dhariwal, Aditya Ramesh, Pranav Shyam, Pamela Mishkin, Bob McGrew, Ilya Sutskever, and Mark Chen. Glide: Towards photorealistic image generation and editing with text-guided diffusion models. *arXiv preprint arXiv:2112.10741*, 2021.
- [19] William Peebles and Saining Xie. Scalable diffusion models with transformers. In *Proceedings of the IEEE/CVF International Conference on Computer Vision*, pages 4195–4205, 2023.
- [20] Xu Peng, Junwei Zhu, Boyuan Jiang, Ying Tai, Donghao Luo, Jiangning Zhang, Wei Lin, Taisong Jin, Chengjie Wang, and Rongrong Ji. Portraitbooth: A versatile portrait model for fast identity-preserved personalization. In *Proceedings of the IEEE/CVF Conference on Computer Vision and Pattern Recognition*, pages 27080–27090, 2024.
- [21] Dustin Podell, Zion English, Kyle Lacey, Andreas Blattmann, Tim Dockhorn, Jonas Müller, Joe Penna, and Robin Rombach. Sdxl: Improving latent diffusion models for high-resolution image synthesis. *arXiv preprint arXiv:2307.01952*, 2023.
- [22] Alec Radford, Jong Wook Kim, Chris Hallacy, Aditya Ramesh, Gabriel Goh, Sandhini Agarwal, Girish Sastry, Amanda Askell, Pamela Mishkin, Jack Clark, et al. Learning transferable visual models from natural language supervision. In *International conference on machine learning*, pages 8748–8763. PMLR, 2021.
- [23] Colin Raffel, Noam Shazeer, Adam Roberts, Katherine Lee, Sharan Narang, Michael Matena, Yanqi Zhou, Wei Li, and Peter J Liu. Exploring the limits of transfer learning with a unified text-to-text transformer. *Journal of machine learning research*, 21(140):1–67, 2020.
- [24] Aditya Ramesh, Prafulla Dhariwal, Alex Nichol, Casey Chu, and Mark Chen. Hierarchical text-conditional image generation with clip latents. *arXiv preprint arXiv:2204.06125*, 1(2):3, 2022.
- [25] Aditya Ramesh, Mikhail Pavlov, Gabriel Goh, Scott Gray, Chelsea Voss, Alec Radford, Mark Chen, and Ilya Sutskever. Zero-shot text-to-image generation. In *International conference on machine learning*, pages 8821–8831. Pmlr, 2021.
- [26] Robin Rombach, Andreas Blattmann, Dominik Lorenz, Patrick Esser, and Björn Ommer. High-resolution image synthesis with latent diffusion models. In *Proceedings of the IEEE/CVF conference on computer vision and pattern recognition*, pages 10684–10695, 2022.
- [27] Nataniel Ruiz, Yuanzhen Li, Varun Jampani, Yael Pritch, Michael Rubinstein, and Kfir Aberman. Dreambooth: Fine tuning text-to-image diffusion models for subject-driven generation. In *Proceedings of the IEEE/CVF conference on computer vision and pattern recognition*, pages 22500–22510, 2023.
- [28] Chitwan Saharia, William Chan, Saurabh Saxena, Lala Li, Jay Whang, Emily L Denton, Kamyar Ghasemipour, Raphael Gontijo Lopes, Burcu Karagol Ayan, Tim Salimans, et al. Photorealistic text-to-image diffusion models with deep language understanding. *Advances in neural information processing systems*, 35:36479–36494, 2022.
- [29] Christoph Schuhmann, Romain Beaumont, Richard Vencu, Cade Gordon, Ross Wightman, Mehdi Cherti, Theo Coombes, Aarush Katta, Clayton Mullis, Mitchell Wortsman, et al. Laion-5b: An open large-scale dataset for training next generation image-text models. *Advances in Neural Information Processing Systems*, 35:25278–25294, 2022.
- [30] Jiaming Song, Chenlin Meng, and Stefano Ermon. Denoising diffusion implicit models. *arXiv preprint arXiv:2010.02502*, 2020.
- [31] Yang Song, Jascha Sohl-Dickstein, Diederik P Kingma, Abhishek Kumar, Stefano Ermon, and Ben Poole. Score-based generative modeling through stochastic differential equations. *arXiv preprint arXiv:2011.13456*, 2020.
- [32] Dani Valevski, Danny Lumen, Yossi Matias, and Yaniv Leviathan. Face0: Instantaneously conditioning a text-to-image model on a face. In *SIGGRAPH Asia 2023 Conference Papers*, pages 1–10, 2023.
- [33] Aaron Van den Oord, Nal Kalchbrenner, Lasse Espeholt, Oriol Vinyals, Alex Graves, et al. Conditional image generation with pixelcnn decoders. *Advances in neural information processing systems*, 29, 2016.
- [34] Aaron Van Den Oord, Oriol Vinyals, et al. Neural discrete representation learning. *Advances in neural information processing systems*, 30, 2017.
- [35] A Vaswani. Attention is all you need. *Advances in Neural Information Processing Systems*, 2017.
- [36] Qixun Wang, Xu Bai, Haofan Wang, Zekui Qin, Anthony Chen, Huaxia Li, Xu Tang, and Yao Hu. Instantid: Zero-shot

identity-preserving generation in seconds. *arXiv preprint arXiv:2401.07519*, 2024.

- [37] Guangxuan Xiao, Tianwei Yin, William T Freeman, Frédo Durand, and Song Han. Fastcomposer: Tuning-free multi-subject image generation with localized attention. *International Journal of Computer Vision*, pages 1–20, 2024.
- [38] Jiazheng Xu, Xiao Liu, Yuchen Wu, Yuxuan Tong, Qinkai Li, Ming Ding, Jie Tang, and Yuxiao Dong. Imagereward: Learning and evaluating human preferences for text-to-image generation. *Advances in Neural Information Processing Systems*, 36, 2024.
- [39] Hu Ye, Jun Zhang, Sibor Liu, Xiao Han, and Wei Yang. Ip-adapter: Text compatible image prompt adapter for text-to-image diffusion models. *arXiv preprint arXiv:2308.06721*, 2023.
- [40] Ge Yuan, Xiaodong Cun, Yong Zhang, Maomao Li, Chenyang Qi, Xintao Wang, Ying Shan, and Huicheng Zheng. Inserting anybody in diffusion models via celeb basis. *arXiv preprint arXiv:2306.00926*, 2023.