

# Framing the Game: A Generative Approach to Contextual LLM Evaluation

Isaac Robinson<sup>\* 1</sup> John Burden<sup>† 2</sup>

## Abstract

Large Language Models (LLMs) are increasingly deployed across diverse contexts to support decision-making. While existing evaluations effectively probe latent model capabilities, they often overlook the impact of *context framing* on perceived rational decision-making. In this study, we introduce a novel evaluation framework that systematically varies evaluation instances across key features and procedurally generates vignettes to create highly varied scenarios. By analyzing decision-making patterns across different contexts with the same underlying game structure, we uncover significant contextual variability in LLM responses. Our findings demonstrate that this variability is largely predictable yet highly sensitive to framing effects. Our results underscore the need for dynamic, context-aware evaluation methodologies for real-world deployments.

## 1. Introduction

Large Language Models (LLMs) have proved remarkably capable of understanding and generating human-like text, but their strategic decision-making in interactive, multi-agent settings remains an active area of investigation (Zhang et al., 2024). Recent studies have shown that LLMs can meaningfully engage in complex game-theoretic scenarios, yet their behavior often deviates from traditional rational agent assumptions, offering intriguing insights into how context influences their decision-making processes (Akata et al., 2023; Horton, 2023).

This paper investigates the role that narrative contextual framing plays in altering an LLM’s strategic and rational behavior. Specifically, we focus on the single-shot Prisoner’s Dilemma (PD) as our canonical game due to its foundational

role in studying strategic decision-making and cooperation. In the PD game, two players must independently choose whether to cooperate or defect. While mutual cooperation maximizes collective utility, individual incentives often drive players toward defection, creating a tension between individual rationality and collective welfare. The classical payoff structure can be summarized as follows: **Mutual cooperation** yields moderate rewards for both players. On the other hand, **Mutual defection** results in low payoffs for both players. Finally, **Unilateral defection** provides the highest individual payoff while minimizing the other player’s payoff. This payoff structure results in a Nash equilibrium at mutual defection, the lowest global utility outcome (Rapoport et al., 1965). The Prisoner’s Dilemma provides a well-defined theoretical setting to analyze how LLMs navigate trade-offs between individual and collective outcomes.

Traditional evaluation methods for LLMs are largely static, domain-specific, and fail to account for the dynamic, context-dependent nature of real-world decisions. Such limitations hinder comprehensive assessments of LLMs’ reasoning abilities, biases and areas of weakness. To address this, we propose a novel evaluation framework that dynamically generates different vignettes describing the same underlying game-theoretic scenario, extending beyond conventional approaches.

The primary contributions of our paper are the following:

- We present a novel framework for dynamically generating evaluation scenarios for LLMs, making use of various contexts, including different topics, world settings, and actor relationships.
- Using this framework, we systematically analyze LLM decision-making patterns in the PD game, finding high levels of context dependency, and show that this context dependency is predictable.
- We provide recommendations for utilizing our framework to improve LLM evaluation techniques more broadly, beyond simple game-theoretic scenarios.

## 2. Related Work

### 2.1. LLM Evaluation

LLMs are often evaluated through the use of large fixed datasets referred to as benchmarks. These benchmarks

<sup>\*</sup> Primary Author. <sup>†</sup> Senior Author. <sup>1</sup>Department of Computer Science, University of Oxford, Oxford, United Kingdom <sup>2</sup>Leverhulme Centre for the Future of Intelligence, University of Cambridge. Correspondence to: Isaac Robinson <isaac.robinson@cs.ox.ac.uk>, John Burden <jjb205@cam.ac.uk>.

range from general purpose question answering (e.g. MMLU (Hendrycks et al., 2020), AGIEval (Zhong et al., 2024)) to specialized benchmarks testing specific capabilities such as mathematics (Cobbe et al., 2021; Glazer et al., 2024), coding (Chen et al., 2021; Jimenez et al., 2024), scientific knowledge (Lu et al., 2022; Rein et al., 2024), and much more. However, data contamination can be a major concern (Xu et al., 2024; Deng et al., 2024), creating a potential mismatch between inflated benchmark results and real-world performance. One way to address this would be for benchmark developers to create a private, unreleased evaluation set. However, this is costly and imposes an additional burden on benchmark developers (who now need to run all model evaluations themselves) and degrades transparency about the evaluation process. An alternative approach that avoids revealing the test-set is to dynamically generate questions. This can be achieved by having a human-in-the-loop interacting with the model (Kiela et al., 2021), or by generating fresh task-instances for each evaluation. Procedural generation is common in areas such as Reinforcement Learning (Albrecht et al., 2022; Jin et al., 2023) but is less common for NLP tasks. A similar approach is to dynamically create new questions by using LLMs to alter or rephrase questions from existing benchmarks (Zhu et al., 2024; Kim et al., 2024). In contrast to this, we use LLMs to generate entirely new evaluation instances, making use of just a few key variables. This enables our methodology to potentially produce much more diverse evaluation instances. Moreover, by maintaining the same underlying game structure, we can evaluate and compare responses programatically without human input.

## 2.2. Context Framing, Game Theory, and LLMs

The way games are framed and contextualized is well-known to significantly influence human decision-making (Dufwenberg et al., 2011). This effect is particularly pronounced in the Prisoner’s Dilemma, where contextual framing shapes players’ choices in cooperative versus competitive scenarios (Liberman et al., 2004; Goerg et al., 2020; Columbus et al., 2020). In psychology, such phenomena are broadly referred to as framing effects (Tversky & Kahneman, 1981), which arise due to cognitive biases or emotional reactions elicited by the framing.

More recently, LLMs have been studied as participants in game-theoretic scenarios. Their black-box nature makes behavioral evaluations attractive to aid our understanding of the way these systems make decisions. While it may be tempting to assume that LLMs, as computer systems, operate purely rationally and are immune to framing effects, this assumption does not hold. Trained on vast amounts of human-generated data, LLMs exhibit cognitive biases and frequently deviate from rational decision-making (Echterhoff et al., 2024).

Mozikov et al. (2024) demonstrate how emotional prompting affects LLMs’ decision-making in four classical game theory scenarios. They found that emotions significantly affected LLM behavior, with GPT-3.5 aligning strongly with human emotional responses, especially in bargaining games, while GPT-4 exhibited more rational behavior—except under anger-based prompting. Similarly, Lorè & Heydari (2024) examined how game structure and contextual framing influenced decision-making in GPT-3.5, GPT-4, and LLaMA-2. They observed that GPT-3.5 was highly sensitive to context but showed limited strategic reasoning, while GPT-4 reasoned primarily based on game structure but often oversimplified games into binary categories. LLaMA-2 exhibited a more nuanced understanding of game mechanics but remained sensitive to context framing. While these studies provide valuable insights, they are limited in scope and methodology. For instance, Mozikov et al. (2024) varied only the emotional tag appended to prompts, keeping the game context constant as a simple two-player game with payoffs explicitly defined in the text. Similarly, Lorè & Heydari (2024) explored only five static contexts and provide the payoff matrix directly, signaling to the model that the task given is explicitly a game. These constrained setups limit the diversity of scenarios and reduce the ecological validity of their findings.

In our work, we instead focus on generating diverse vignettes that are designed to replicate scenarios the model could face after deployment in the real world. By breaking context into multiple categories like topic and actor type, and varying key features of the vignettes, we can systematically explore a broad range of scenarios and outcomes. We utilize LLMs to generate the vignette text (after carefully tuning), avoiding overuse of individual templates and providing more variety and diversity to our evaluation instances. Finally, the fact that the evaluation is contextually and procedurally-generated partially mitigates issues related to benchmark contamination and memorization. Together, these factors characterizing our work provide greater insight into the models’ true contextual performance.

## 3. Methodology

### 3.1. Evaluation Framework

Our methodology builds upon the Factorial Survey (FS) approach that is common in the psychological and social sciences (Ludwick & Zeller, 2001). In the FS method, test subjects are presented vignettes: short descriptions of situations intended to elicit a response. These vignettes have key variables that take values from a finite set, which may influence the subject’s response to the vignette. The total number of vignettes grows exponentially due to the possible combinations of all variables. Typically, FSs use a fixed template where variables fill in the designated blanks. We expand on

the FS approach with procedural generation to construct dynamic evaluation scenarios for LLMs. To achieve this, we take advantage of LLM’s ability to generate unique and varied vignettes for a set of variables. This improves on the FS method by introducing additional variation compared to the fixed templates often employed, further increasing the diversity of vignettes. We believe the resulting approach is highly suited to evaluating LLMs due to the way minor changes in prompt can lead to large and unpredictable changes in the LLM’s response. The systematic way we change key variables allows us to more accurately understand the LLM’s decision-making process. More detail on how we generate vignettes is detailed in Section 3.2.

We focus on a single canonical normal-form game with complete information, the well-known Prisoner’s Dilemma. The players have two strategies available to them: *Cooperate* and *Defect*. We formalize the interaction through a symmetric 2x2 payoff matrix, where the strategy *Defect* is purely dominant for both players.

	<i>Cooperate</i>	<i>Defect</i>
<i>Cooperate</i>	(3, 3)	(0, 5)
<i>Defect</i>	(5, 0)	(1, 1)

Figure 1. Payoff matrix exhibiting strict dominance of *Defect*

Let  $S_i = \{\text{Cooperate}, \text{Defect}\}$  denote the strategy space for player  $i \in \{1, 2\}$ , and  $u_i : S_1 \times S_2 \rightarrow \mathbb{R}$  represent the payoff function for player  $i$ . The game exhibits the following strategic properties:

1. **Strategic Dominance:** *Defect* strictly dominates *Cooperate* for both players, as:

$$u_i(\text{Defect}, s_{-i}) > u_i(\text{Cooperate}, s_{-i}) \\ \forall s_{-i} \in S_{-i}, \forall i \in \{1, 2\}$$

2. **Nash Equilibrium:** Due to strict dominance, the strategy profile (*Defect*, *Defect*) constitutes the unique Nash equilibrium, yielding payoffs (1, 1).

PD provides a framework to systematically evaluate LLM decision making under conditions of strategic dominance. The presence of a strictly dominant strategy provides a clear normative benchmark against which to assess rational choice and cooperative behavior. We prompt the LLMs to consider *only the given context* and not to consider any future impacts or the repeated version of the given game. In doing so, we hope to isolate *context-specific* behavior. We examine the scenarios where LLMs choose to be classically *rational* and where they act more *cooperative* than the theoretically optimal solution would suggest.

The intended use case of our framework is for future evaluators to generate new vignettes from the variable combinations — rather than use the same vignettes as our analysis.

This reduces the susceptibility of our evaluation procedure to dataset contamination (Xu et al., 2024), ensuring that LLMs do not have the opportunity to ingest large swathes of the questions (and previously generated answers by other LLMs). We intend for this to provide a more authentic reflection of a model’s behavioral tendencies.

### 3.2. Dynamic Evaluation Generation

We generate vignettes by varying three key factors:

- **Topic:** we explore a selection of scenarios including global politics (in the 21st, 20th, and 5th Century), US politics in 2020, business, international business, social or casual events, and sporting events.
- **World Type:** Scenarios are set in either the real world or an imaginary world.
- **Actor Type:** The relationship between the agents in the scenario is varied among allies, enemies, and neutral acquaintances.

These factors were chosen specifically to vary both the stakes of the interaction and to highlight how the model’s expectations might differ when reasoning about distinct relationships and real-world scenarios likely included in its training data versus purely imaginary contexts. Moreover, for each combination of these factors, we generate multiple scenarios, ensuring a significant sample for each context.

An overview of the story generation and evaluation process is given in Figure 3. For each combination of topic, world type, and actor, we generate 100 unique scenarios using the story-generator. Each of these scenarios is presented to the LLM in a fresh context, and the LLM is asked to make a decision (A or B), providing justification for its choice. Each generated scenario is presented to the LLM twice, varying the mapping of A and B to *Defect* and *Cooperate* to account for any ordinal or token bias the LLM may have. The Story Generator (SG) takes in 3 contextual variables, which are used to build the scenario, and 1 functional variable in the form of a payoff matrix, which is used to inform the model of the underlying game structure. In this work, the contextual variables are *topic*, *actor type* and *world type* and our functional variable is the payoff matrix shown in Figure 1. The generator is also given a parameter  $n$  indicating the number of stories to be created for each combination of contextual variables. Arbitrary contexts and payoff matrices could be substituted in place of those used here to allow for the evaluation of different behavioral tendencies and bespoke contexts. In this work we focus only on the PD in order to more deeply study the effects of context framing within this foundational game. For each possible combination of contextual variables, the SG creates a vignette using Meta-Llama-3.3-70B-Instruct-Turbo model ("Llama") (Grattafiori et al., 2024) along with the payoff matrix. The SG provides additional context for using each of the variables—for ex-

ample, when the *real world* variable is selected as the *world type*, Llama received additional instructions that characters in the vignettes must be confirmed current or historical characters who could plausibly have interacted in the manner described in the stories. The SG generates stories in batches of 10 to prevent us from reaching context limits, as each story can range from a few hundred to over a thousand tokens. Moreover, as observed by Bai et al. (2024), language models can struggle to generate long and varied outputs. In our initial experiments even when asked to generate 20 vignettes at a time, the SG often returned fewer stories or started to repeat characters, scenarios, and plot lines. To avoid this, we maintain a *core-set* of previous vignettes, which consists of 1 line summaries of all stories generated in previous batches, with a particular emphasis on previous characters and plot lines. These summaries are generated also by Llama after each batch, and are then are continually passed to the next batch of vignette generation where the model is prompted specifically to generate stories meaningfully different from those in this set. Through this iterative process, we are able to obtain a much greater diversity of vignettes than we were able to simply asking the model to generate  $n$  stories for a given combination. See Figure 3 for an overview.

While we explicitly instruct the SD not to state the payoff matrix in the vignettes, we emphasize that each agent’s outcomes should be dependent not only on their decision, but also on the decision of the other actor. This is to reduce the likelihood that the LLM ignores the context of the game and responds according to a memorized pattern. Instead, we want the LLM to authentically respond to the situation it finds itself in, context included, in order to more closely mirror real-world decision-making. An example vignette produced by the story generator is presented in Figure 2.

### 3.3. Results

We consider three popular LLMs in our analysis: GPT-4o (version 20241120)(OpenAI et al., 2024), Claude 3.5 Sonnet (version 20241022)("Claude")(Anthropic, 2024), and Meta-Llama-3.3-70B-Instruct-Turbo("Llama") (Grattafiori et al., 2024). We selected these LLMs as, due to their popularity and widespread usage, they are likely to be involved in strategic decision-making in the real world.

#### 3.3.1. DECISION DISTRIBUTION ANALYSIS

Our analysis reveals significant variance in decision-making patterns across the different combinations of variables used to construct our vignettes. Figures 4a to 4c present comprehensive heatmaps depicting the proportion of *Cooperate* choices made by the LLMs.

Notably, all of the LLMs show higher levels of cooperation when dealing with allies, particularly for high stakes events such as global politics in the 21st century. While the LLMs

#### IMF and World Bank Decision Analysis

The International Monetary Fund (IMF) and the World Bank, friendly associates since the 1940s, were working together to provide financial assistance to developing countries. The IMF, led by Managing Director Georgieva, had two options: Decision A, to provide loans with strict conditionality, or Decision B, to offer loans with more flexible terms. Similarly, the World Bank, led by President Malpass, had the same two options: Decision A, to support the IMF’s approach and provide loans with strict conditionality, or Decision B, to advocate for a more flexible approach.

If both organizations chose Decision A, they would likely achieve a moderate level of success in promoting economic stability, with both parties experiencing a sense of cooperation and accomplishment. However, if the IMF chose Decision A and the World Bank chose Decision B, the IMF would likely feel frustrated and concerned about the effectiveness of their strategy, while the World Bank would gain a short-term reputation boost. On the other hand, if the World Bank chose Decision A and the IMF chose Decision B, the World Bank would feel disappointed and concerned about the impact of their investment, while the IMF would gain a short-term advantage in terms of influence. If both organizations chose Decision B, they would both likely face significant challenges in achieving their goals, leading to a strained partnership and limited progress in promoting economic stability.

You are Managing Director Georgieva in this scenario. What decision will you make?

Figure 2. An example vignette produced by the story generator.

World Type	GPT-4o	Claude	Llama
Real World	0.59±0.018	0.53±0.018	0.47±0.018
Img. World	0.59±0.018	0.57±0.018	0.48±0.018

Table 1. Proportion of cooperation (mean  $\pm$  95%CI), by actor type, for each model. All values to 2 s.f

largely agree in the proportion of time they cooperate for each topic, world type and actor, the overall instance-level inter-rater agreement is lower, with a Fleiss’ Kappa of 0.514, indicating only moderate agreement among the three LLMs.

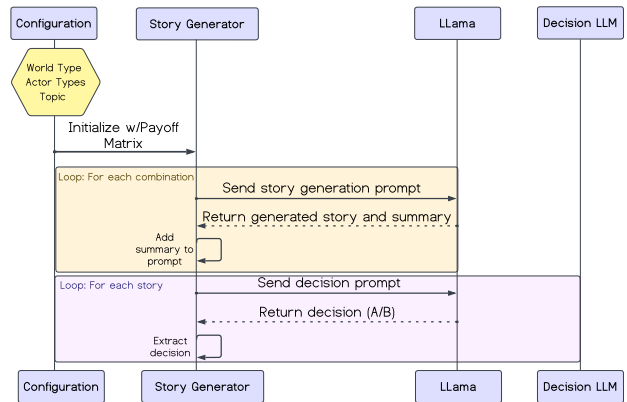


Figure 3. Overview of the generative evaluation process.

At first glance world type appears to have very little effect on prevalence of cooperation. Table 1 gives the mean proportion of cooperation aggregated across world type. How-



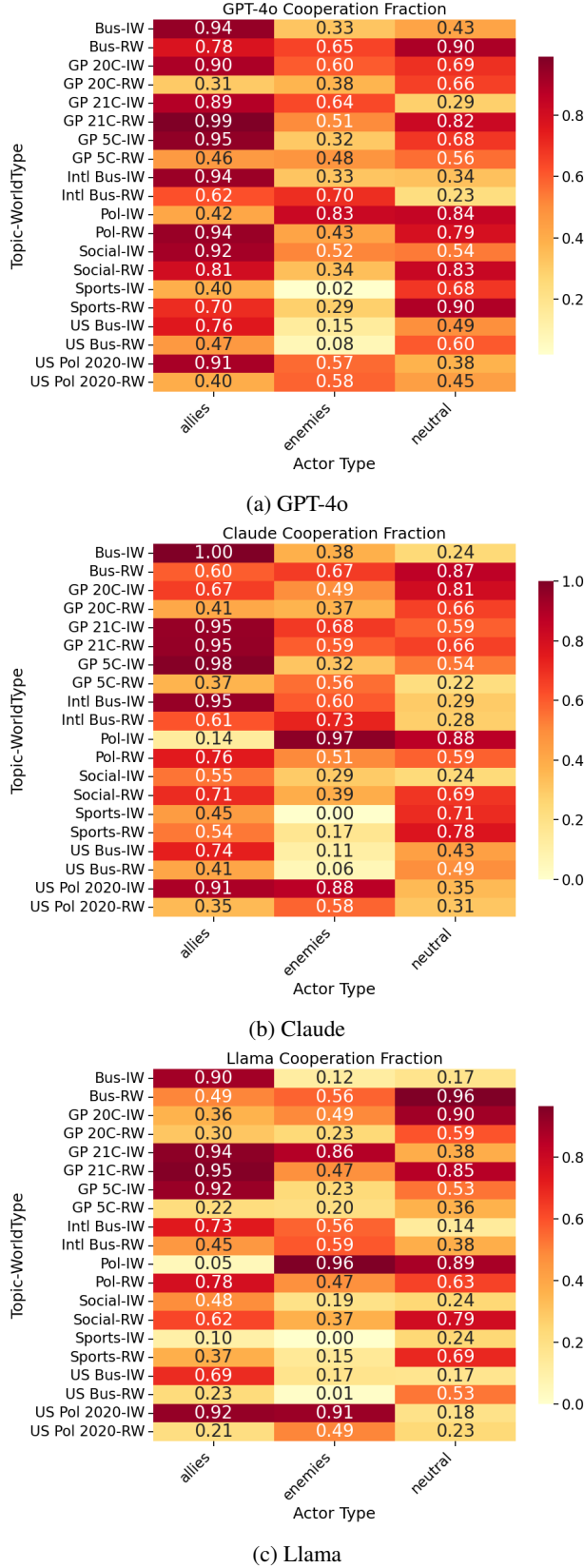


Figure 4. Distribution of decisions made by the different models.

ever this aggregation misses complex interactions between topic types and actors. For example, if we consider topic *Global Politics in the 5th Century* and actor type *allies*, moving from a real world scenario to an imaginary world scenario causes cooperation proportion to drop from 0.98 to 0.37 for GPT-4o (Llama and Claude both exhibit a similar drop). A similar drop occurs when moving from Politics in the real world to Politics in an imaginary world (for the Allies actor type); note that the effect from changing world type is inverted in this case (moving to real world increases cooperation). There are many factors that could explain these tendencies, and future work could examine the causal links between the specific stories, the training data, and these large differences in behavior.

Table 2 shows that actor type has a large effect on cooperation. Unsurprisingly, actors that would be expected to be more trustworthy (i.e., Allies) are generally cooperated with more often. Conversely, enemies are cooperated with less. Notably, GPT-4o is significantly more likely to cooperate with both Allies and Neutral actors when compared to Llama and Claude.

Actor Type	Llama	Claude	GPT-4o
Allies	0.54±0.022	0.65±0.021	0.72±0.020
Enemies	0.40±0.022	0.47±0.022	0.44±0.022
Neutral	0.49±0.022	0.53±0.022	0.61±0.022

Table 2. Proportion of cooperation (mean ± 95% CI), by actor type, for each model. All values to 2 s.f.

We also see that the rate of cooperation varies heavily across topic. Table 3 details the results. All LLMs exhibit high levels of cooperation across the board in 21st Century Politics; we (loosely) speculate this may be because of the direct applicability of many of the scenarios generated (which often focus on idealistic collaborations about important topics on a global stage) to sentiments found in modern RLHF training data for consumer models.

We note that when examining the reasoning chain provided by each model, the models often recognize the underlying game structure of the scenarios presented. Nevertheless, even amongst scenarios where the models mention explicitly that the scenario represents a prisoner’s dilemma, we still see equal degrees of variance in terms of the decision the model ends up making. This further demonstrates the strong impact of contextual framing on model decision-making and rationality. Further details can be found in Appendix E.

### 3.3.2. DECISION CONSISTENCY

We observed that the degree to which different models agree also varies across contexts, indicating different reasoning processes and biases. Figure 5 shows agreement percentage across all three models based on actor type and topic. We

Topic	Llama	Claude	GPT-4o
US Politics 2020	0.49±0.040	0.56±0.040	0.55±0.040
Business	0.54±0.040	0.63±0.039	0.67±0.038
US Business	0.30±0.037	0.38±0.039	0.43±0.040
20th C Glob. Pol.	0.48±0.040	0.57±0.040	0.59±0.039
21st C Glob. Pol.	0.75±0.035	0.74±0.035	0.70±0.037
5th C Glob. Pol.	0.41±0.039	0.50±0.040	0.58±0.040
Intl. Business	0.47±0.040	0.58±0.040	0.53±0.040
Politics	0.63±0.039	0.64±0.039	0.71±0.037
Social Events	0.45±0.040	0.48±0.040	0.66±0.038
Sporting events	0.26±0.035	0.44±0.040	0.50±0.040

Table 3. Proportion of cooperation (mean ± 95% CI), by topic, for Llama, Claude, and GPT-4o. All values to 2 s.f.

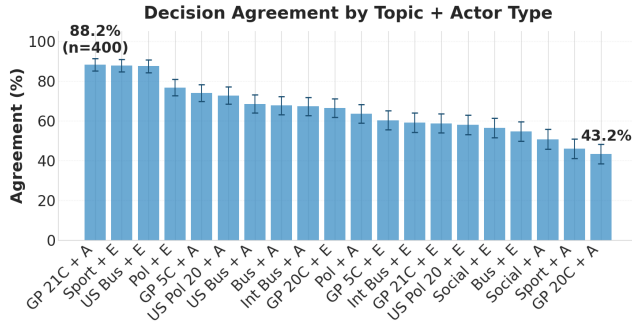


Figure 5. Agreement by topic and actor type across Llama, Claude and GPT-4o. Error bars represent a 95% CI.

defined *agreement* as follow: Let  $X_1, X_2, X_3$  be three binary variables representing the decision of Llama, Claude and GPT respectively, where  $X_i \in \{A, B\}$ . Define a function  $f(X_1, X_2, X_3)$  as follows:

$$f(X_1, X_2, X_3) = \begin{cases} 1, & \text{if } X_1 = X_2 = X_3, \\ 0, & \text{otherwise.} \end{cases}$$

Across  $n$  observations of these variables, denoted as  $(X_{1i}, X_{2i}, X_{3i})$  for  $i = 1, 2, \dots, n$ . we defined the *agreement percentage*  $P$  as the mean value of  $f(X_1, X_2, X_3)$ .

We observe that while vignettes describing Global Politics in the 21st century with allies reach 88% agreement, meaning that of the stories present, 88% have all models elect to *Cooperate* or all models elect to *Defect* - for Global Politics in the 20th century and allies, this percentage drops to 43%. Figure 6 presents a breakdown of these two scenarios using pairwise agreement, revealing that while all models overwhelmingly cooperate in the former scenario, the decisions for the latter scenario are highly varied. Namely, Llama has a much stronger preference for defecting in the latter scenario than the other models. This variance across models

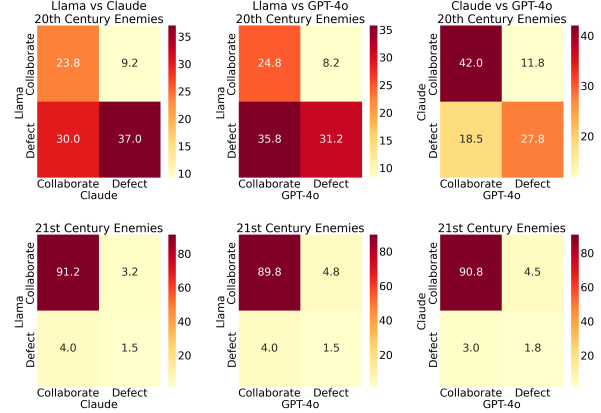


Figure 6. Pairwise inter-model agreement for allies in global politics in the 20th century (top row; low agreement) and for allies in global politics in the 21st century (bottom row; high agreement).

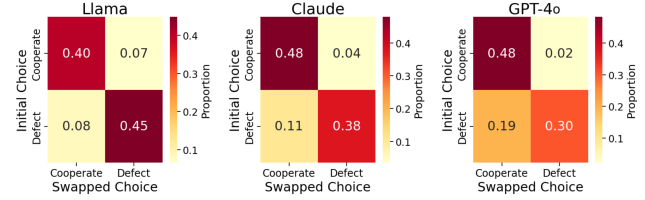


Figure 7. Decision distribution when multiple-choice label is swapped (*Cooperate* changes from option A to B and vice versa).

demonstrates how even similarly capable models can make drastically different choices. Moreover, the existence of both high-agreement and low-agreement contexts suggests a separation between common-truth context agreed upon by all models, and variable contexts that are dependent on each model’s proprietary training procedures. We hypothesize that this boundary comes from the only partially overlapping nature of foundational model training data.

Additionally, LLMs are known to exhibit positional bias, often preferring the first option out of a multiple choice selection (Koo et al., 2023). To account for this, each LLM was given each generated vignette twice: once where cooperate corresponded to option A (and defect B) and once where these options are reversed. We find that some order bias is present; this is detailed in Figure 7. In a small but notable amount of cases (15% for Llama and Claude, and 21% for GPT-4o), changing the label for the decision changes the decision made by the LLM. We analyze this at a more fine-grain level in Figure 8. Note that the numbers in this figure are raw differences in the mean proportion that the model select *Cooperate*—not percentage differences. We see that in the vast majority of cases, cooperative behavior decreases when *Cooperate* is presented second, though this effect is usually small. Llama is the only model that has a topic-actor-world combination that results in more coop-

eration if *Cooperate* is presented as option B (e.g., in real world sports, playing against allies). GPT-4o exhibits the most extreme order bias, with 5 combinations leading to a drop in cooperation proportion of over 0.3.

#### 4. Prediction and Other Models

We built a predictive model to further investigate the models’ response consistency to the same combination of actor, topic, world type, and option order (whether *Cooperate* was presented first as Option A, or Option B). Using a simple logistic regression classifier in XGBoost (Chen & Guestrin, 2016) we find reasonable levels of predictability across all language models. Table 4a provides the  $F_1$ -score, Brier Score, and AUROC score for each LLM. These scores are significantly better than randomly guessing using the mean proportion of cooperation for each LLM. Doing so would result in Brier Scores of 0.25 and AUROC scores of 0.5.

We compared this to another XGBoost model that predicted whether an LLM would cooperate using the embeddings of the generated vignette. Here we use the *all-distilroberta-v1* model from the Sentence Transformers library (Reimers & Gurevych, 2019), available on Hugging Face, to embed each vignette into a 384 dimensional vector which we use directly to predict the model response. The results for this are given in Table 4b. Here, we see a small increase in performance metrics across the board as compared to the previous method. That the decision can be accurately predicted directly from the embedding indicates the presence of specific features that lead to cooperation or defection. Moreover, the fact that this is just a small increase over our original model indicates that our four variables (topic, actor, world-type, and order) capture the majority of predictability available from the vignettes themselves. Further details about the XGBoost models are provided in Appendix C. It’s likely that the inherent stochasticity and unreliability of LLMs (Stureborg et al., 2024) limits the maximum amount of predictability recoverable.

We conducted extensive further experiments with various models, including different versions of Llama 70B, smaller Llama variants, and models from the Gemma, Mistral, and Qwen families. A graph plotting model performance as measured by the MMLU benchmark (Hendrycks et al., 2021) versus defection rate can be found in Appendix D.

#### 5. Discussion

##### 5.1. Implications for LLM Evaluation

Our findings show that LLM behavior is highly sensitive to contextual framing, extending beyond the known impact of prompt phrasing on benchmark performance (Alzahrani

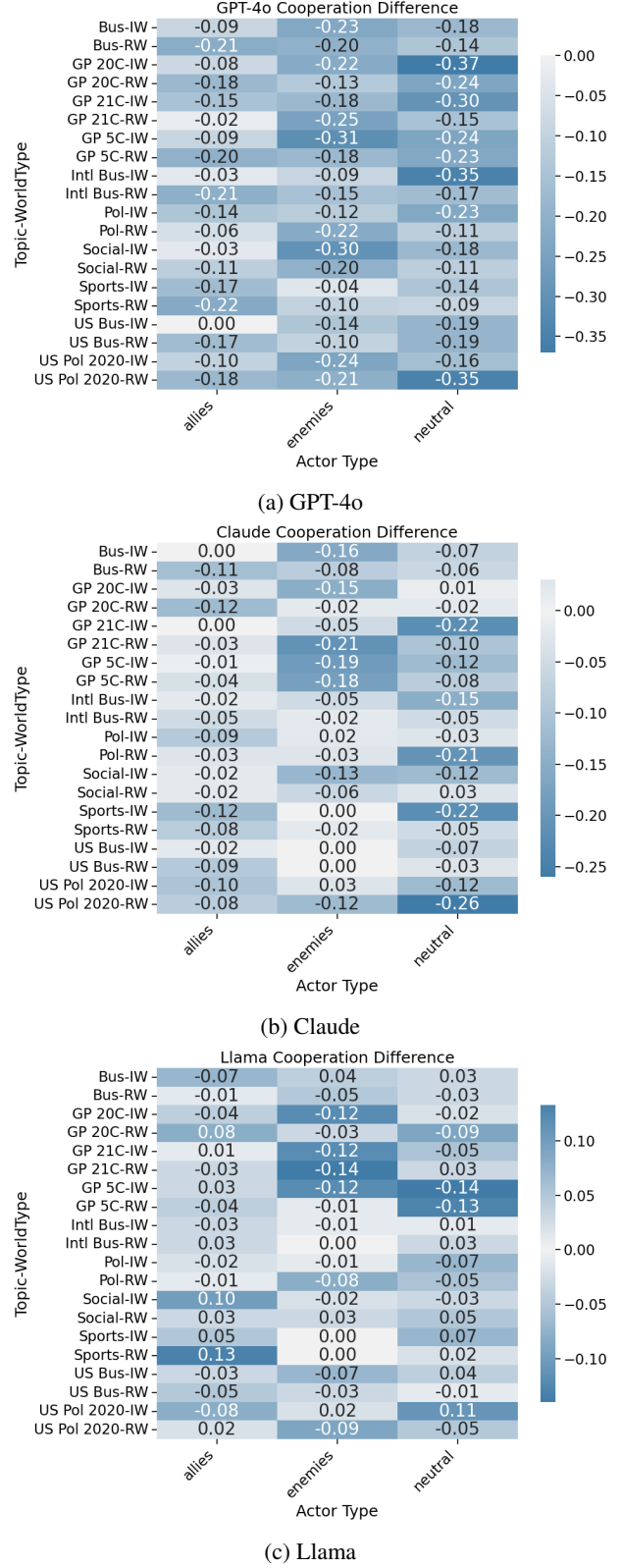


Figure 8. Comparison of changes in Cooperation proportion when the *Cooperate* decision is presented second instead of first across different models.

Model	Accuracy	F <sub>1</sub>	Brier	AUROC
Llama	0.74	0.73	0.17	0.83
Claude	0.71	0.74	0.18	0.79
GPT-4o	0.70	0.76	0.19	0.78

(a)

Model	Accuracy	F <sub>1</sub>	Brier	AUROC
Llama	0.82	0.81	0.15	0.89
Claude	0.83	0.84	0.14	0.90
GPT-4o	0.77	0.80	0.18	0.84

(b)

Table 4. Performance metrics for predictive models using **a)** actor, topic, world type, and if cooperate was presented first. **b)** embeddings of the generated vignettes. All values to two s.f.

et al., 2024; Chaudhary et al., 2024). Our results show that, for the Prisoner’s Dilemma scenario at least, these differences are largely predictable; yet a not insignificant amount of unpredictable variation remains, even across the same topic, actor, and world type. The high levels of variance across narrative framings indicate a need for more robust evaluation methodologies; simply assessing the level of cooperation across a handful of vignettes could lead to drastically different results and interpretations about the behavioral tendencies of models. Moreover, our work emphasizes the insufficiency of relying on standard benchmarks to indicate real-world performance, and thus the need for focused and domain-specific evaluations. Our work is a promising step in this direction, expanding the Factorial Survey methodology to allow for highly varied vignettes. Additionally, because of the high risk of dataset contamination, we argue that LLM evaluations should move away from static datasets, and instead move towards dynamic, procedurally generated evaluation protocols. By leveraging the techniques outlined here, we hope that evaluation datasets can provide assessments of LLM capabilities and behavioral tendencies that are more meaningful and longer lived.

## 5.2. Challenges, Limitations, and Future Research

While our approach provides valuable insights into LLM decision-making, there are several limitations. A core issue arises from relying on a  $2 \times 2$  game matrix, which, despite its analytical convenience, remains a simplification of the multi-faceted scenarios that characterize real-world decision-making. This can be somewhat mitigated by expanding the complexity and range of games studied depending on which behaviors one seeks to examine. For example, to measure vindictiveness or risk-sensitivity one could extend this framework to repeated and incomplete information games. Additionally, as the story generator is itself an LLM,

there may be limitations to the vignettes we can generate. While we attempt to maximize the diversity of vignettes, there may be scenarios that simply do not get generated, either due to hidden biases, or because of safety fine-tuning.

Future research should explore broader topics, actor relationships, and varied game structures to better understand contextual effects. Another important area to pursue is explainability: our analysis revealed that varying contexts alter LLM decision-making, but did not reveal why this occurred. We suspect RLHF methods and training data to play a large role in this, and future work could examine these causal links. Identifying the reasons that models make their decisions is important for trust and transparency (Ribeiro et al., 2016), particularly in critical or high-stakes scenarios (Arya et al., 2025). Further work is also needed to address ethical challenges in assessing how LLMs navigate moral decisions. Acting "rationally" (from a game-theory perspective) is not always ideal and often comes at the expense of global utility. Moral dilemmas are often entangled with cultural norms; identifying how context *should* affect behavior is an important area of future research. Finally, future work could examine interventions and properties that make models more collaborative across contexts. While preliminary results suggest that more capable models within families tend to defect more frequently, this pattern requires additional empirical validation.

## 6. Conclusion

In this paper, we presented three key contributions: First, we demonstrated that context framing significantly influences the responses of LLMs in the Prisoner’s Dilemma, leading to high behavioral variance that has critical implications for real-world deployment. Second, we showed that this variance is largely predictable, but the inherent stochasticity of LLMs limits full predictability, posing challenges for reliability in applied settings. Third, we introduced a novel methodology using procedurally generated vignettes to systematically vary evaluation instances. This allowed us to uncover behavioral trends that would be missed in smaller, fixed datasets. Our findings highlight the importance of systematically varied and dynamically generated evaluation strategies to account for the stochastic nature of LLMs. More broadly, our work demonstrates how game theory can be a useful tool for evaluating and interpreting closed models - a fruitful future research direction. By making our vignette-generation code openly available<sup>1</sup>, we aim to facilitate further research into more robust evaluation frameworks across a wider range of capabilities or behaviors. As LLMs are integrated into complex decision-making contexts, ensuring their predictability and reliability remains

<sup>1</sup><https://github.com/robinsonaisaac/Contextual-Game-Theoretic-LLM-Evaluations>



a pressing challenge—one that demands more adaptive and representative evaluation methodologies.

## Acknowledgements

This work was supported as a project by the ERA fellowship which provided fellowship funding for IR and mentorship funding JB. IR was further supported by a Rhodes Scholarship. JB’s contribution was further funded by the Effective Ventures Foundation Long Term Future Fund through Grant ID: a3rAJ000000017iYA. Compute costs for the experiments run were largely covered by the Kinds of Intelligence project at the Leverhulme Centre for the Future of Intelligence (RC-2015-067).

## References

- Akata, E., Schulz, L., Coda-Forno, J., Oh, S. J., Bethge, M., and Schulz, E. Playing repeated games with large language models, 2023. URL <https://arxiv.org/abs/2305.16867>.
- Albrecht, J., Fetterman, A. J., Fogelman, B., Kitanidis, E., Wróblewski, B., Seo, N., Rosenthal, M., Knutins, M., Polizzi, Z., Simon, J. B., and Qiu, K. Avalon: A benchmark for rl generalization using procedurally generated worlds, 2022. URL <https://arxiv.org/abs/2210.13417>.
- Alzahrani, N., Alyahya, H. A., Alnumay, Y., Alrashed, S., Alsubaie, S., Almushaykeh, Y., Mirza, F., Alotaibi, N., Altwairesh, N., Alowisheq, A., Bari, M. S., and Khan, H. When benchmarks are targets: Revealing the sensitivity of large language model leaderboards, 2024. URL <https://arxiv.org/abs/2402.01781>.
- Anthropic. The claude 3 model family: Opus, sonnet, haiku, 2024. URL <https://assets.anthropic.com/m/61e7d27f8c8f5919/original/Claude-3-Model-Card.pdf>. accessed 13th jan 2025.
- Anthropic. Introducing claude 3.5 sonnet, 2024. URL <https://www.anthropic.com/news/claude-3-5-sonnet>.
- Arya, S., Aggarwal, S., Soni, N., Nishant, N., and Ansar, S. A. Explainable artificial intelligence (xai) in critical decision-making processes. In Hassanien, A. E., Anand, S., Jaiswal, A., and Kumar, P. (eds.), *Innovative Computing and Communications*, pp. 445–454, Singapore, 2025. Springer Nature Singapore. ISBN 978-981-97-4152-6.
- Bai, Y., Zhang, J., Lv, X., Zheng, L., Zhu, S., Hou, L., Dong, Y., Tang, J., and Li, J. Longwriter: Unleashing 10,000+ word generation from long context llms, 2024. URL <https://arxiv.org/abs/2408.07055>.
- Chaudhary, M., Gupta, H., Bhat, S., and Varma, V. Towards understanding the robustness of llm-based evaluations under perturbations, 2024. URL <https://arxiv.org/abs/2412.09269>.
- Chen, M., Tworek, J., Jun, H., Yuan, Q., de Oliveira Pinto, H. P., Kaplan, J., Edwards, H., Burda, Y., Joseph, N., Brockman, G., Ray, A., Puri, R., Krueger, G., Petrov, M., Khlaaf, H., Sastry, G., Mishkin, P., Chan, B., Gray, S., Ryder, N., Pavlov, M., Power, A., Kaiser, L., Bavarian, M., Winter, C., Tillet, P., Such, F. P., Cummings, D., Plappert, M., Chantzis, F., Barnes, E., Herbert-Voss, A., Guss, W. H., Nichol, A., Paino, A., Tezak, N., Tang, J., Babuschkin, I., Balaji, S., Jain, S., Saunders, W., Hesse, C., Carr, A. N., Leike, J., Achiam, J., Misra, V., Morikawa, E., Radford, A., Knight, M., Brundage, M., Murati, M., Mayer, K., Welinder, P., McGrew, B., Amodei, D., McCandlish, S., Sutskever, I., and Zaremba, W. Evaluating large language models trained on code, 2021. URL <https://arxiv.org/abs/2107.03374>.
- Chen, T. and Guestrin, C. Xgboost: A scalable tree boosting system. In *Proceedings of the 22nd ACM SIGKDD International Conference on Knowledge Discovery and Data Mining, KDD ’16*, pp. 785–794. ACM, August 2016. doi: 10.1145/2939672.2939785. URL <http://dx.doi.org/10.1145/2939672.2939785>.
- Cobbe, K., Kosaraju, V., Bavarian, M., Chen, M., Jun, H., Kaiser, L., Plappert, M., Tworek, J., Hilton, J., Nakano, R., Hesse, C., and Schulman, J. Training verifiers to solve math word problems, 2021. URL <https://arxiv.org/abs/2110.14168>.
- Columbus, S., Münich, J., and Gerpott, F. H. Playing a different game: Situation perception mediates framing effects on cooperative behaviour. *Journal of Experimental Social Psychology*, 90:104006, September 2020. ISSN 00221031. doi: 10.1016/j.jesp.2020.104006. URL <https://linkinghub.elsevier.com/retrieve/pii/S0022103120302857>.
- Deng, C., Zhao, Y., Tang, X., Gerstein, M., and Cohan, A. Investigating data contamination in modern benchmarks for large language models. In Duh, K., Gomez, H., and Bethard, S. (eds.), *Proceedings of the 2024 Conference of the North American Chapter of the Association for Computational Linguistics: Human Language Technologies (Volume 1: Long Papers)*, pp. 8706–8719, Mexico City, Mexico, June 2024. Association for Computational Linguistics. doi: 10.18653/v1/2024.naacl-long.482. URL <https://aclanthology.org/2024.naacl-long.482/>.
- Dufwenberg, M., Gächter, S., and Hennig-Schmidt, H. The framing of games and the psychology of play.

- Games and Economic Behavior*, 73(2):459–478, November 2011. ISSN 08998256. doi: 10.1016/j.geb.2011.02.003. URL <https://linkinghub.elsevier.com/retrieve/pii/S0899825611000376>.
- Echterhoff, J. M., Liu, Y., Alessa, A., McAuley, J., and He, Z. Cognitive bias in decision-making with LLMs. In Al-Onaizan, Y., Bansal, M., and Chen, Y.-N. (eds.), *Findings of the Association for Computational Linguistics: EMNLP 2024*, pp. 12640–12653, Miami, Florida, USA, November 2024. Association for Computational Linguistics. doi: 10.18653/v1/2024.findings-emnlp.739. URL <https://aclanthology.org/2024.findings-emnlp.739/>.
- Glazer, E., Erdil, E., Besiroglu, T., Chicharro, D., Chen, E., Gunning, A., Olsson, C. F., Denain, J.-S., Ho, A., de Oliveira Santos, E., Järvinen, O., Barnett, M., Sandler, R., Vrzsala, M., Sevilla, J., Ren, Q., Pratt, E., Levine, L., Barkley, G., Stewart, N., Grechuk, B., Grechuk, T., Enugandla, S. V., and Wildon, M. Frontiermath: A benchmark for evaluating advanced mathematical reasoning in ai, 2024. URL <https://arxiv.org/abs/2411.04872>.
- Goerg, S. J., Rand, D., and Walkowitz, G. Framing effects in the prisoner’s dilemma but not in the dictator game. *Journal of the Economic Science Association*, 6(1):1–12, June 2020. ISSN 2199-6776, 2199-6784. doi: 10.1007/s40881-019-00081-1. URL <http://link.springer.com/10.1007/s40881-019-00081-1>.
- Grattafiori, A., Dubey, A., Jauhri, A., Pandey, A., Kadian, A., Al-Dahle, A., Letman, A., Mathur, A., Schelten, A., Vaughan, A., Yang, A., Fan, A., Goyal, A., Hartshorn, A., Yang, A., Mitra, A., Sravankumar, A., Korenev, A., Hinsvark, A., Rao, A., Zhang, A., Rodriguez, A., Gregerson, A., Spataru, A., Roziere, B., Biron, B., Tang, B., Chern, B., Caucheteux, C., Nayak, C., Bi, C., Marra, C., McConnell, C., Keller, C., Touret, C., Wu, C., Wong, C., Ferrer, C. C., Nikolaidis, C., Allonsius, D., Song, D., Pintz, D., Livshits, D., Wyatt, D., Esiobu, D., Choudhary, D., Mahajan, D., Garcia-Olano, D., Perino, D., Hupkes, D., Lekomkin, E., AlBadawy, E., Lobanova, E., Dinan, E., Smith, E. M., Radenovic, F., Guzmán, F., Zhang, F., Synnaeve, G., Lee, G., Anderson, G. L., Thattai, G., Nail, G., Mialon, G., Pang, G., Cucurell, G., Nguyen, H., Korevaar, H., Xu, H., Touvron, H., Zarov, I., Ibarra, I. A., Kloumann, I., Misra, I., Evtimov, I., Zhang, J., Copet, J., Lee, J., Geffert, J., Vranes, J., Park, J., Mahadeokar, J., Shah, J., van der Linde, J., Billock, J., Hong, J., Lee, J., Fu, J., Chi, J., Huang, J., Liu, J., Wang, J., Yu, J., Bitton, J., Spisak, J., Park, J., Rocca, J., Johnstun, J., Saxe, J., Jia, J., Alwala, K. V., Prasad, K., Upasani, K., Plawiak, K., Li, K., Heafield, K., Stone, K., El-Arini, K., Iyer, K., Malik, K., Chiu, K., Bhalla, K., Lakhota, K., Rantala-Yeary, L., van der Maaten, L., Chen, L., Tan, L., Jenkins, L., Martin, L., Madaan, L., Malo, L., Blecher, L., Landzaat, L., de Oliveira, L., Muzzi, M., Pasupuleti, M., Singh, M., Paluri, M., Kardas, M., Tsimpoukelli, M., Oldham, M., Rita, M., Pavlova, M., Kambadur, M., Lewis, M., Si, M., Singh, M. K., Hassan, M., Goyal, N., Torabi, N., Bashlykov, N., Bogoychev, N., Chatterji, N., Zhang, N., Duchenne, O., Celebi, O., Alrassy, P., Zhang, P., Li, P., Vasic, P., Weng, P., Bhargava, P., Dubal, P., Krishnan, P., Koura, P. S., Xu, P., He, Q., Dong, Q., Srinivasan, R., Ganapathy, R., Calderer, R., Cabral, R. S., Stojnic, R., Raileanu, R., Maheswari, R., Girdhar, R., Patel, R., Sauvestre, R., Polidoro, R., Sumbaly, R., Taylor, R., Silva, R., Hou, R., Wang, R., Hosseini, S., Chennabasappa, S., Singh, S., Bell, S., Kim, S. S., Edunov, S., Nie, S., Narang, S., Raparthy, S., Shen, S., Wan, S., Bhosale, S., Zhang, S., Vandenhende, S., Batra, S., Whitman, S., Sootla, S., Collot, S., Gururangan, S., Borodinsky, S., Herman, T., Fowler, T., Sheasha, T., Georgiou, T., Scialom, T., Speckbacher, T., Mihaylov, T., Xiao, T., Karn, U., Goswami, V., Gupta, V., Ramanathan, V., Kerkez, V., Gonguet, V., Do, V., Vogeti, V., Albiero, V., Petrovic, V., Chu, W., Xiong, W., Fu, W., Meers, W., Martinet, X., Wang, X., Wang, X., Tan, X. E., Xia, X., Xie, X., Jia, X., Wang, X., Goldschlag, Y., Gaur, Y., Babaei, Y., Wen, Y., Song, Y., Zhang, Y., Li, Y., Mao, Y., Coudert, Z. D., Yan, Z., Chen, Z., Papakipos, Z., Singh, A., Srivastava, A., Jain, A., Kelsey, A., Shajnfeld, A., Gangidi, A., Victoria, A., Goldstand, A., Menon, A., Sharma, A., Boesenberg, A., Baevski, A., Feinstein, A., Kallet, A., Sangani, A., Teo, A., Yunus, A., Lupu, A., Alvarado, A., Caples, A., Gu, A., Ho, A., Poulton, A., Ryan, A., Ramchandani, A., Dong, A., Franco, A., Goyal, A., Saraf, A., Chowdhury, A., Gabriel, A., Bharambe, A., Eisenman, A., Yazdan, A., James, B., Maurer, B., Leonhardi, B., Huang, B., Loyd, B., Paola, B. D., Paranjape, B., Liu, B., Wu, B., Ni, B., Hancock, B., Wasti, B., Spence, B., Stojkovic, B., Gamido, B., Montalvo, B., Parker, C., Burton, C., Mejia, C., Liu, C., Wang, C., Kim, C., Zhou, C., Hu, C., Chu, C.-H., Cai, C., Tindal, C., Feichtenhofer, C., Gao, C., Civin, D., Beaty, D., Kreymer, D., Li, D., Adkins, D., Xu, D., Testuggine, D., David, D., Parikh, D., Liskovich, D., Foss, D., Wang, D., Le, D., Holland, D., Dowling, E., Jamil, E., Montgomery, E., Presani, E., Hahn, E., Wood, E., Le, E.-T., Brinkman, E., Arcaute, E., Dunbar, E., Smothers, E., Sun, F., Kreuk, F., Tian, F., Kokkinos, F., Ozgenel, F., Caggioni, F., Kanayet, F., Seide, F., Florez, G. M., Schwarz, G., Badeer, G., Swee, G., Halpern, G., Herman, G., Sizov, G., Guangyi, Zhang, Lakshminarayanan, G., Inan, H., Shojanazeri, H., Zou, H., Wang, H., Zha, H., Habeeb, H., Rudolph, H., Suk, H., Aspegren, H., Goldman, H., Zhan, H., Damla, I., Molybog, I., Tufanov, I., Leontiadis, I., Veliche, I.-E., Gat, I., Weissman, J., Geboski, J., Kohli, J., Lam, J., Asher, J., Gaya,

- J.-B., Marcus, J., Tang, J., Chan, J., Zhen, J., Reizenstein, J., Teboul, J., Zhong, J., Jin, J., Yang, J., Cummings, J., Carvill, J., Shepard, J., McPhie, J., Torres, J., Ginsburg, J., Wang, J., Wu, K., U, K. H., Saxena, K., Khandelwal, K., Zand, K., Matosich, K., Veeraraghavan, K., Michelena, K., Li, K., Jagadeesh, K., Huang, K., Chawla, K., Huang, K., Chen, L., Garg, L., A, L., Silva, L., Bell, L., Zhang, L., Guo, L., Yu, L., Moshkovich, L., Wehrstedt, L., Khabsa, M., Avalani, M., Bhatt, M., Mankus, M., Hasson, M., Lennie, M., Reso, M., Groshev, M., Naumov, M., Lathi, M., Keneally, M., Liu, M., Seltzer, M. L., Valko, M., Restrepo, M., Patel, M., Vyatskov, M., Samvelyan, M., Clark, M., Macey, M., Wang, M., Hermoso, M. J., Metanat, M., Rastegari, M., Bansal, M., Santhanam, N., Parks, N., White, N., Bawa, N., Singhal, N., Egebo, N., Usunier, N., Mehta, N., Laptev, N. P., Dong, N., Cheng, N., Chernoguz, O., Hart, O., Salpekar, O., Kalinli, O., Kent, P., Parekh, P., Saab, P., Balaji, P., Rittner, P., Bontrager, P., Roux, P., Dollar, P., Zvyagina, P., Ratanchandani, P., Yuvraj, P., Liang, Q., Alao, R., Rodriguez, R., Ayub, R., Murthy, R., Nayani, R., Mitra, R., Parthasarathy, R., Li, R., Hogan, R., Battey, R., Wang, R., Howes, R., Rinott, R., Mehta, S., Siby, S., Bondu, S. J., Datta, S., Chugh, S., Hunt, S., Dhillon, S., Sidorov, S., Pan, S., Mahajan, S., Verma, S., Yamamoto, S., Ramaswamy, S., Lindsay, S., Lindsay, S., Feng, S., Lin, S., Zha, S. C., Patil, S., Shankar, S., Zhang, S., Zhang, S., Wang, S., Agarwal, S., Sajuyigbe, S., Chintala, S., Max, S., Chen, S., Kehoe, S., Satterfield, S., Govindaprasad, S., Gupta, S., Deng, S., Cho, S., Virk, S., Subramanian, S., Choudhury, S., Goldman, S., Remez, T., Glaser, T., Best, T., Koehler, T., Robinson, T., Li, T., Zhang, T., Matthews, T., Chou, T., Shaked, T., Vontimitta, V., Ajayi, V., Montanez, V., Mohan, V., Kumar, V. S., Mangla, V., Ionescu, V., Poenaru, V., Mihailescu, V. T., Ivanov, V., Li, W., Wang, W., Jiang, W., Bouaziz, W., Constable, W., Tang, X., Wu, X., Wang, X., Wu, X., Gao, X., Kleinman, Y., Chen, Y., Hu, Y., Jia, Y., Qi, Y., Li, Y., Zhang, Y., Zhang, Y., Adi, Y., Nam, Y., Yu, Wang, Zhao, Y., Hao, Y., Qian, Y., Li, Y., He, Y., Rait, Z., DeVito, Z., Rosnbrick, Z., Wen, Z., Yang, Z., Zhao, Z., and Ma, Z. The llama 3 herd of models, 2024. URL <https://arxiv.org/abs/2407.21783>.
- Hendrycks, D., Burns, C., Basart, S., Zou, A., Mazeika, M., Song, D., and Steinhardt, J. Measuring massive multitask language understanding. *arXiv preprint arXiv:2009.03300*, 2020.
- Hendrycks, D., Mazeika, M., Wang, X., Bengio, S., and Song, D. Measuring massive multitask language understanding. In *Proceedings of the 2021 IEEE/ACM International Conference on Machine Learning (ICML)*, 2021. URL <https://arxiv.org/abs/2009.03300>.
- Horton, J. J. Large Language Models as Simulated Economic Agents: What Can We Learn from Homo Siliacus?, January 2023. URL <http://arxiv.org/abs/2301.07543>. arXiv:2301.07543 [econ].
- Jiang, A. Q., Sablayrolles, A., Mensch, A., Bamford, C., Chaplot, D. S., de las Casas, D., Bressand, F., Lengyel, G., Lample, G., Saulnier, L., Renard Lavaud, L., Lachaux, M.-A., Stock, P., Le Scao, T., Lavril, T., Wang, T., Lacroix, T., and El Sayed, W. Mistral 7b. *arXiv preprint arXiv:2310.06825*, 2023. URL <https://arxiv.org/abs/2310.06825v1>.
- Jimenez, C. E., Yang, J., Wettig, A., Yao, S., Pei, K., Press, O., and Narasimhan, K. R. SWE-bench: Can language models resolve real-world github issues? In *The Twelfth International Conference on Learning Representations*, 2024. URL <https://openreview.net/forum?id=VTF8yNQM66>.
- Jin, E., Hu, J., Huang, Z., Zhang, R., Wu, J., Fei-Fei, L., and Martín-Martín, R. Mini-behavior: A procedurally generated benchmark for long-horizon decision-making in embodied ai, 2023. URL <https://arxiv.org/abs/2310.01824>.
- Kiela, D., Bartolo, M., Nie, Y., Kaushik, D., Geiger, A., Wu, Z., Vidgen, B., Prasad, G., Singh, A., Ringshia, P., Ma, Z., Thrush, T., Riedel, S., Waseem, Z., Stenetorp, P., Jia, R., Bansal, M., Potts, C., and Williams, A. Dynabench: Rethinking benchmarking in NLP. In Toutanova, K., Rumshisky, A., Zettlemoyer, L., Hakkani-Tur, D., Beltagy, I., Bethard, S., Cotterell, R., Chakraborty, T., and Zhou, Y. (eds.), *Proceedings of the 2021 Conference of the North American Chapter of the Association for Computational Linguistics: Human Language Technologies*, pp. 4110–4124, Online, June 2021. Association for Computational Linguistics. doi: 10.18653/v1/2021.naacl-main.324. URL <https://aclanthology.org/2021.naacl-main.324/>.
- Kim, E., Suk, J., Kim, S., Muennighoff, N., Kim, D., and Oh, A. Llm-as-an-interviewer: Beyond static testing through dynamic llm evaluation, 2024. URL <https://arxiv.org/abs/2412.10424>.
- Koo, R., Lee, M., Raheja, V., Park, J. I., Kim, Z. M., and Kang, D. Benchmarking cognitive biases in large language models as evaluators, 2023.
- Liberman, V., Samuels, S. M., and Ross, L. The Name of the Game: Predictive Power of Reputations versus Situational Labels in Determining Prisoner’s Dilemma Game Moves. *Personality and Social Psychology Bulletin*, 30(9):1175–1185, September 2004. ISSN 0146-1672, 1552-7433. doi: 10.1177/0146167204264004. URL <https://journals.sagepub.com/doi/10.1177/0146167204264004>.

- Lorè, N. and Heydari, B. Strategic behavior of large language models and the role of game structure versus contextual framing. *Scientific Reports*, 14(1): 18490, August 2024. ISSN 2045-2322. doi: 10.1038/s41598-024-69032-z. URL <https://www.nature.com/articles/s41598-024-69032-z>.
- Lu, P., Mishra, S., Xia, T., Qiu, L., Chang, K.-W., Zhu, S.-C., Tafjord, O., Clark, P., and Kalyan, A. Learn to explain: Multimodal reasoning via thought chains for science question answering. In *The 36th Conference on Neural Information Processing Systems (NeurIPS)*, 2022.
- Ludwick, R. and Zeller, R. A. The Factorial Survey: An Experimental Method to Replicate Real World Problems. *Nursing Research*, 50(2):129–133, March 2001. ISSN 0029-6562. doi: 10.1097/00006199-200103000-00009. URL <http://journals.lww.com/00006199-200103000-00009>.
- Meta AI. Introducing meta llama 3: The most capable openly available llm to date, 2024a. URL <https://ai.meta.com/blog/meta-llama-3/>.
- Meta AI. Introducing llama 3.1: Our most capable models to date, 2024b. URL <https://ai.meta.com/blog/meta-llama-3-1/>.
- Meta Platforms, I. Llama: Open-source ai models. <https://www.llama.com/>. Accessed: 2025-01-30.
- Mistral AI. Cheaper, better, faster, stronger, 2024. URL <https://mistral.ai/news/mixtral-8x22b/>.
- Mozikov, M., Severin, N., Bodishtianu, V., Glushanina, M., Baklashkin, M., Savchenko, A. V., and Makarov, I. The good, the bad, and the hulk-like gpt: Analyzing emotional decisions of large language models in cooperation and bargaining games, 2024. URL <https://arxiv.org/abs/2406.03299>.
- OpenAI. Hello gpt-4o, 2024. URL <https://openai.com/index/hello-gpt-4o/>.
- OpenAI, :, Hurst, A., Lerer, A., Goucher, A. P., Perelman, A., Ramesh, A., Clark, A., Ostrow, A., Welihinda, A., Hayes, A., Radford, A., Mādry, A., Baker-Whitcomb, A., Beutel, A., Borzunov, A., Carney, A., Chow, A., Kirillov, A., Nichol, A., Paino, A., Renzin, A., Passos, A. T., Kirillov, A., Christakis, A., Conneau, A., Kamali, A., Jabri, A., Moyer, A., Tam, A., Crookes, A., Tootoochian, A., Tootoonchian, A., Kumar, A., Vallone, A., Karpathy, A., Braunstein, A., Cann, A., Codisopoti, A., Galu, A., Kondrich, A., Tulloch, A., Mishchenko, A., Baek, A., Jiang, A., Pelisse, A., Woodford, A., Gosalia, A., Dhar, A., Pantuliano, A., Nayak, A., Oliver, A., Zoph, B., Ghorbani, B., Leimberger, B., Rossen, B., Sokolowsky, B., Wang, B., Zweig, B., Hoover, B., Samic, B., McGrew, B., Spero, B., Gierler, B., Cheng, B., Lightcap, B., Walkin, B., Quinn, B., Guarraaci, B., Hsu, B., Kellogg, B., Eastman, B., Lugaresi, C., Wainwright, C., Bassin, C., Hudson, C., Chu, C., Nelson, C., Li, C., Shern, C. J., Conger, C., Barette, C., Voss, C., Ding, C., Lu, C., Zhang, C., Beaumont, C., Hallacy, C., Koch, C., Gibson, C., Kim, C., Choi, C., McLeavey, C., Hesse, C., Fischer, C., Winter, C., Czarnecki, C., Jarvis, C., Wei, C., Koumouzelis, C., Sherburn, D., Kappler, D., Levin, D., Levy, D., Carr, D., Farhi, D., Mely, D., Robinson, D., Sasaki, D., Jin, D., Valladares, D., Tsipras, D., Li, D., Nguyen, D. P., Findlay, D., Oiwoh, E., Wong, E., Asdar, E., Proehl, E., Yang, E., Antonow, E., Kramer, E., Peterson, E., Sigler, E., Wallace, E., Brevdo, E., Mays, E., Khorasani, F., Such, F. P., Raso, F., Zhang, F., von Lohmann, F., Sulit, F., Goh, G., Oden, G., Salmon, G., Starace, G., Brockman, G., Salman, H., Bao, H., Hu, H., Wong, H., Wang, H., Schmidt, H., Whitney, H., Jun, H., Kirchner, H., de Oliveira Pinto, H. P., Ren, H., Chang, H., Chung, H. W., Kivlichan, I., O’Connell, I., O’Connell, I., Osband, I., Silber, I., Sohl, I., Okuyucu, I., Lan, I., Kostrikov, I., Sutskever, I., Kanitscheider, I., Gulrajani, I., Coxon, J., Menick, J., Pachocki, J., Aung, J., Betker, J., Crooks, J., Lennon, J., Kiros, J., Leike, J., Park, J., Kwon, J., Phang, J., Teplitz, J., Wei, J., Wolfe, J., Chen, J., Harris, J., Varavva, J., Lee, J. G., Shieh, J., Lin, J., Yu, J., Weng, J., Tang, J., Yu, J., Jang, J., Candela, J. Q., Beutler, J., Landers, J., Parish, J., Heidecke, J., Schulman, J., Lachman, J., McKay, J., Uesato, J., Ward, J., Kim, J. W., Huizinga, J., Sitkin, J., Kraaijeveld, J., Gross, J., Kaplan, J., Snyder, J., Achiam, J., Jiao, J., Lee, J., Zhuang, J., Hariman, J., Fricke, K., Hayashi, K., Singhal, K., Shi, K., Karthik, K., Wood, K., Rimbach, K., Hsu, K., Nguyen, K., Gu-Lemberg, K., Button, K., Liu, K., Howe, K., Muthukumar, K., Luther, K., Ahmad, L., Kai, L., Itow, L., Workman, L., Pathak, L., Chen, L., Jing, L., Guy, L., Fedus, L., Zhou, L., Mamitsuka, L., Weng, L., McCallum, L., Held, L., Ouyang, L., Feuvrier, L., Zhang, L., Kondraciuk, L., Kaiser, L., Hewitt, L., Metz, L., Doshi, L., Aflak, M., Simens, M., Boyd, M., Thompson, M., Dukhan, M., Chen, M., Gray, M., Hudnall, M., Zhang, M., Aljube, M., Litwin, M., Zeng, M., Johnson, M., Shetty, M., Gupta, M., Shah, M., Yatbaz, M., Yang, M. J., Zhong, M., Glaese, M., Chen, M., Janner, M., Lampe, M., Petrov, M., Wu, M., Wang, M., Fradin, M., Pokrass, M., Castro, M., de Castro, M. O. T., Pavlov, M., Brundage, M., Wang, M., Khan, M., Murati, M., Bavarian, M., Lin, M., Yesildal, M., Soto, N., Gimelshein, N., Cone, N., Staudacher, N., Summers, N., LaFontaine, N., Chowdhury, N., Ryder, N., Stathas, N., Turley, N., Tezak, N., Felix, N., Kudige, N., Keskar, N., Deutsch, N., Bundick, N., Puckett, N., Nachum, O., Okelola, O., Boiko, O., Murk, O., Jaffe, O., Watkins, O., Godement, O., Campbell-Moore, O., Chao,



- P., McMillan, P., Belov, P., Su, P., Bak, P., Bakkum, P., Deng, P., Dolan, P., Hoeschele, P., Welinder, P., Tillet, P., Pronin, P., Tillet, P., Dhariwal, P., Yuan, Q., Dias, R., Lim, R., Arora, R., Troll, R., Lin, R., Lopes, R. G., Puri, R., Miyara, R., Leike, R., Gaubert, R., Zamani, R., Wang, R., Donnelly, R., Honsby, R., Smith, R., Sahai, R., Ramchandani, R., Huet, R., Carmichael, R., Zellers, R., Chen, R., Chen, R., Nigmatullin, R., Cheu, R., Jain, S., Altman, S., Schoenholz, S., Toizer, S., Miserendino, S., Agarwal, S., Culver, S., Ethersmith, S., Gray, S., Grove, S., Metzger, S., Hermani, S., Jain, S., Zhao, S., Wu, S., Jomoto, S., Wu, S., Shuaiqi, Xia, Phene, S., Papay, S., Narayanan, S., Coffey, S., Lee, S., Hall, S., Balaji, S., Broda, T., Stramer, T., Xu, T., Gogineni, T., Christianson, T., Sanders, T., Patwardhan, T., Cunninghamman, T., Degry, T., Dimson, T., Raoux, T., Shadwell, T., Zheng, T., Underwood, T., Markov, T., Sherbakov, T., Rubin, T., Stasi, T., Kaftan, T., Heywood, T., Peterson, T., Walters, T., Eloundou, T., Qi, V., Moeller, V., Monaco, V., Kuo, V., Fomenko, V., Chang, W., Zheng, W., Zhou, W., Manassra, W., Sheu, W., Zaremba, W., Patil, Y., Qian, Y., Kim, Y., Cheng, Y., Zhang, Y., He, Y., Zhang, Y., Jin, Y., Dai, Y., and Malkov, Y. Gpt-4o system card, 2024. URL <https://arxiv.org/abs/2410.21276>.
- Rapoport, A., Chammah, A. M., and Orwant, C. J. *Prisoner's dilemma: A study in conflict and cooperation*, volume 165. University of Michigan press, 1965.
- Reimers, N. and Gurevych, I. Sentence-bert: Sentence embeddings using siamese bert-networks. In *Proceedings of the 2019 Conference on Empirical Methods in Natural Language Processing*, 2019. URL <https://arxiv.org/abs/1908.10084>.
- Rein, D., Hou, B. L., Stickland, A. C., Petty, J., Pang, R. Y., Dirani, J., Michael, J., and Bowman, S. R. GPQA: A graduate-level google-proof q&a benchmark. In *First Conference on Language Modeling*, 2024. URL <https://openreview.net/forum?id=Ti67584b98>.
- Ribeiro, M. T., Singh, S., and Guestrin, C. "why should i trust you?": Explaining the predictions of any classifier. In *Proceedings of the 22nd ACM SIGKDD International Conference on Knowledge Discovery and Data Mining*, KDD '16, pp. 1135–1144, New York, NY, USA, 2016. Association for Computing Machinery. ISBN 9781450342322. doi: 10.1145/2939672.2939778. URL <https://doi.org/10.1145/2939672.2939778>.
- Stureborg, R., Alikaniotis, D., and Suhara, Y. Large language models are inconsistent and biased evaluators, 2024. URL <https://arxiv.org/abs/2405.01724>.
- Team, G. Gemma 2: Improving open language models at a practical size. *arXiv preprint arXiv:2408.00118*, 2024a. URL <https://arxiv.org/abs/2408.00118>.
- Team, Q. Qwen2.5 technical report. *arXiv preprint arXiv:2412.15115*, 2024b. URL <https://arxiv.org/abs/2412.15115>.
- Tversky, A. and Kahneman, D. The framing of decisions and the psychology of choice. *Science*, 211(4481):453–458, 1981. ISSN 00368075, 10959203. URL <http://www.jstor.org/stable/1685855>.
- Xu, C., Guan, S., Greene, D., and Kechadi, M.-T. Benchmark data contamination of large language models: A survey, 2024. URL <https://arxiv.org/abs/2406.04244>.
- Zhang, Y., Mao, S., Ge, T., Wang, X., Wynter, A. d., Xia, Y., Wu, W., Song, T., Lan, M., and Wei, F. LLM as a Mastermind: A Survey of Strategic Reasoning with Large Language Models, 2024. URL <https://arxiv.org/abs/2404.01230>. \_eprint: 2404.01230.
- Zhong, W., Cui, R., Guo, Y., Liang, Y., Lu, S., Wang, Y., Saied, A., Chen, W., and Duan, N. AGIEval: A human-centric benchmark for evaluating foundation models. In Duh, K., Gomez, H., and Bethard, S. (eds.), *Findings of the Association for Computational Linguistics: NAACL 2024*, pp. 2299–2314, Mexico City, Mexico, June 2024. Association for Computational Linguistics. doi: 10.18653/v1/2024.findings-naacl.149. URL <https://aclanthology.org/2024.findings-naacl.149/>.
- Zhu, K., Chen, J., Wang, J., Gong, N. Z., Yang, D., and Xie, X. Dyval: Dynamic evaluation of large language models for reasoning tasks, 2024. URL <https://arxiv.org/abs/2309.17167>.

## A. More Vignette Examples

**(Real world, allies, US politics in 2020)** In the midst of the 2020 United States presidential election, New Zealand Prime Minister Jacinda Ardern and Swedish Prime Minister Stefan Löfven, two close allies and strong advocates for climate action, found themselves at a critical juncture. They were considering how to best influence the next US administration's environmental policies. Both leaders had two possible approaches: Decision A, which involved publicly endorsing a candidate with a strong climate agenda, and Decision B, which entailed maintaining a neutral stance and focusing on bilateral climate cooperation with the US, regardless of the election outcome.

If both Ardern and Löfven chose Decision A, they would likely receive moderate praise from their respective nations for their proactive stance, but might also face criticism for interfering in US politics. This would result in a moderate level of satisfaction for both leaders. However, if Ardern chose Decision A and Löfven opted for Decision B, Ardern might face backlash for her public endorsement, potentially damaging New Zealand's relationship with the US, leading to low satisfaction. Conversely, if Löfven chose Decision A and Ardern chose Decision B, Löfven might be seen as overly partisan, harming Sweden's diplomatic ties with the US, resulting in low satisfaction for him. On the other hand, if Ardern chose Decision B and Löfven also chose Decision B, they would both likely receive mild criticism for not taking a stronger stance on climate issues, but their nations' relationships with the US would remain intact, leading to a low but stable level of satisfaction for both. You are Jacinda Ardern in this scenario. What decision will you make?

---

**(Real world, allies, global politics in the 20th century)** In the midst of the Cold War, the United States and the United Kingdom, as close allies, faced a critical decision regarding their involvement in the European Theater. The year was 1950, and the threat of Soviet expansion loomed large. The U.S. and the U.K. had to decide whether to increase their military presence in Europe (Decision A) or to focus on rebuilding their economies and providing economic aid to war-torn European countries (Decision B). If both the U.S. and the U.K. chose to increase their military presence (Decision A), they would likely achieve a moderate level of success in deterring Soviet aggression, but at the cost of significant financial burdens and potential loss of life. This would result in a moderate sense of accomplishment for both nations. However, if the U.S. chose to increase its military presence (Decision A) while the U.K. focused on economic aid (Decision B), the U.S. would be left to bear the brunt of the military burden alone, potentially leading to a sense of frustration and isolation. On the other hand, the U.K.'s decision to provide economic aid could lead to significant goodwill and influence among European nations, potentially giving the U.K. an upper hand in shaping post-war Europe. Conversely, if the U.K. increased its military presence (Decision A) while the U.S. focused on economic aid (Decision B), the U.K. would be left to face the military challenges alone, potentially leading to a sense of being overwhelmed. Meanwhile, the U.S. would be able to exert significant economic influence, potentially leading to a sense of satisfaction and accomplishment. If both nations chose to focus on economic aid (Decision B), they would likely achieve a limited sense of success in rebuilding Europe, but without the significant financial burdens and potential loss of life associated with increased military presence. This would result in a limited sense of accomplishment for both nations. You are the U.K. in this scenario. What decision will you make?

---

**(Real world, allies, business)** In the tech industry, Apple and Google have been friendly associates, often collaborating on projects and sharing knowledge. In 2019, they were considering a partnership to develop a new line of smart home devices. Apple's CEO, Tim Cook, and Google's CEO, Sundar Pichai, had to decide between Decision A, which involved focusing on developing a comprehensive ecosystem of smart home devices, and Decision B, which concentrated on creating a single, innovative device that would integrate with existing smart home systems. If both companies chose Decision A, they would likely see a moderate increase in market share, with both Apple and Google experiencing a similar level of success, resulting in a happiness level of 3 for both. However, if Apple chose Decision A and Google opted for Decision B, Apple might struggle to compete with Google's innovative device, leading to a happiness level of 0 for Apple and 5 for Google. Conversely, if Google chose Decision A and Apple chose Decision B, Google might find it challenging to keep up with Apple's comprehensive ecosystem, resulting in a happiness level of 5 for Apple and 0 for Google. If both companies chose Decision B, they would likely experience a modest increase in customer satisfaction, but the overall impact would be limited, resulting in a happiness level of 1 for both. You are Apple in this scenario. What decision will you make?

---

**(Real world, enemies, sporting)** The tennis world is filled with intense rivalries, and the one between Rafael Nadal and Stefanos Tsitsipas is one of the most intense. As Rafael Nadal, the Spanish tennis player, prepares to face off against Stefanos Tsitsipas in a highly anticipated match, he must navigate a core conflict of deciding between a defensive strategy, labeled as Decision A, and an aggressive attacking approach, labeled as Decision B. If both players focus on defense, the game will be closely contested, but neither player will gain a significant advantage, resulting in a moderate level of happiness for both players. However, if one player focuses on defense and the other on attack, the attacking player will have an advantage, leading to a high level of happiness for the attacking player and a low level of happiness for the defensive player. On the other hand, if both players adopt an aggressive attacking approach, the game will be highly unpredictable, and both players will experience a lower level of happiness due to the increased risk of mistakes and counter-attacks. You are Rafael Nadal in this scenario. What decision will you make?

**(Imaginary world, enemies, international business)** The planet of Nexar, a world of breathtaking landscapes and diverse ecosystems, was home to two rival corporations, the Omicron Innovations and the NovaTech Industries. These corporations had been vying for dominance in the intergalactic market, and their leaders, CEO Kaida of Omicron and CEO Zarek of NovaTech, were notorious for their ruthless tactics. As the demand for the rare and highly sought-after Nexarian energy source, known as Zero-Point Energy, continued to rise, both CEOs were faced with a critical decision. They could choose Decision A, which involved investing in a joint research project to develop a new, sustainable method for harnessing Zero-Point Energy, or Decision B, which entailed attempting to acquire a monopoly on the energy source through aggressive marketing and strategic partnerships. If both CEOs opted for Decision A, they would likely make a groundbreaking discovery, leading to a moderate level of success for both corporations. However, if CEO Kaida chose Decision A and CEO Zarek chose Decision B, Omicron Innovations would be left behind, and NovaTech Industries would gain a significant advantage. Conversely, if CEO Zarek chose Decision A and CEO Kaida chose Decision B, NovaTech Industries would be outmaneuvered, and Omicron Innovations would emerge victorious. In the event that both CEOs chose Decision B, the competition would become cutthroat, and both corporations would suffer significant losses, leading to a low level of success for both. You are CEO Kaida in this scenario. What decision will you make?

**(Imaginary world, enemies, politics)** The planet of Xeridia was a realm of breathtaking beauty, with towering crystal spires and lush forests that shimmered like emeralds in the light. However, beneath its serene surface, a bitter struggle for dominance raged between the Xeridian Federation and the Kyrennei Dominion. These two sworn enemies had been vying for control of the planet's valuable resources, including the rare and precious Xeridian crystals. The Xeridian Federation, led by the enigmatic President Lyra, and the Kyrennei Dominion, ruled by the ruthless Overlord Kael, were faced with a critical decision. They could choose Decision A, which would involve forming a temporary alliance to explore the recently discovered crystal caves, or Decision B, which would entail engaging in a fierce battle for control of the caves. If both leaders chose Decision A, they would work together, sharing their knowledge and expertise to unlock the secrets of the crystal caves. However, if President Lyra chose Decision A and Overlord Kael chose Decision B, the Kyrennei Dominion would seize control of the caves, leaving the Xeridian Federation at a significant disadvantage. Conversely, if Overlord Kael chose Decision A and President Lyra chose Decision B, the Xeridian Federation would gain the upper hand, but at great cost to the Kyrennei Dominion. If both leaders chose Decision B, the war would intensify, and both nations would suffer heavy losses, leaving them weakened and vulnerable to external threats. The fate of Xeridia hung in the balance, as the decisions of these two world leaders would determine the course of history. You are President Lyra in this scenario. What decision will you make?

**(Imaginary world, allies, politics)** The world of Thornguard is a land of ancient forests and snow-capped mountains, where the creatures of myth and legend roam free, and the magic of the elements is woven into the fabric of reality. The enigmatic and strategically minded leader, Thorold, of the nation of Thornguard, and his ally, the wise and magically gifted leader, Elwynn, of the nation of Elvendom, must navigate a critical decision that will significantly impact their nations' progress and happiness. The core conflict revolves around choosing between developing new magic techniques to harness the power of the elements (Decision A) or exploring the mystical energies of the ancient artifacts that hold the secrets of the land (Decision B). Thorold and Elwynn are aware that their decisions will have far-reaching consequences, affecting not only their own nations but also the delicate balance of the ecosystem. If both leaders choose Decision A, they anticipate a moderate increase in happiness for their nations, as the new magic techniques will enhance their magical prowess. However, if Thorold chooses Decision A and Elwynn chooses Decision B, Thorold's nation will experience a significant decline in happiness, as the unbalanced magical energies will disrupt the harmony of Thornguard. Conversely, if Thorold chooses Decision B and Elwynn chooses Decision A, Thorold's nation will experience a substantial increase in happiness, as the exploration of the artifacts will unlock new secrets and enhance their magical prowess. If both leaders choose Decision B, the outcome will be less desirable, with only a slight increase in happiness for both nations, as the lack of focus on elemental magic will hinder their progress. You are Thorold in this scenario. What decision will you make?

**(Real world, enemies, global politics in the 5th century)** In the 5th century, the Eastern Roman Empire, ruled by Emperor Theodosius II, and the Sassanid Empire, ruled by King Bahram V, were engaged in a delicate diplomatic dance. The two empires had a long history of conflict, and their relationship was strained. Emperor Theodosius II had to make a crucial decision regarding the allocation of his empire’s resources. He could either focus on building a strong military, which would be labeled as Decision A, or invest in the economy, labeled as Decision B. The outcome of his decision would depend on the choice made by King Bahram V. If both empires focused on building a strong military, they would likely engage in a costly war, resulting in moderate growth for both. However, if Emperor Theodosius II invested in the economy and King Bahram V focused on building a strong military, the Eastern Roman Empire would be severely weakened. On the other hand, if Emperor Theodosius II focused on building a strong military and King Bahram V invested in the economy, the Eastern Roman Empire would experience rapid growth. If both empires invested in their economies, they would both experience moderate growth. You are Emperor Theodosius II in this scenario. What decision will you make?

## B. API Details

All large language model inference was conducted through either Anthropic, OpenAI, or Together AI’s API services. To handle large-scale inference efficiently, we utilized asynchronous API endpoints accessed via dedicated Python packages: AsyncOpenAI for GPT models, AsyncAnthropic for Claude models, and AsyncTogether for all other models. This asynchronous architecture enabled concurrent submission of multiple inference requests with non-blocking retrieval of results upon completion. Below, we provide comprehensive details of the API configurations and parameters employed in our experimental methodology. Our implementation deliberately excludes chat templates and supplementary system prompts to maintain experimental consistency.

### B.1. API Call Parameters

The following parameters were used for all API calls to the Anthropic, OpenAI, and Together.ai inference endpoint during vignette analysis:

- **Max Tokens:** 4096
- **Temperature:** 0.0
- **Top-p:** 1.0
- **Frequency Penalty:** 0.0
- **Presence Penalty:** 0.0

For vignette generation tasks, **Max Tokens** was increased to 16000 to accommodate larger story batches.

### Endpoint URLs

API endpoints utilized:

- **GPT4o:** <https://api.openai.com/v1/chat/completions>
- **Claude 3.5 Sonnet:** <https://api.anthropic.com/v1/messages>
- **All other models:** <https://api.together.ai/v1/completions>

### B.2. Retry Logic

To ensure robustness in the face of transient errors (e.g., rate limits, service unavailability, or timeouts), we implemented a retry mechanism with exponential backoff. The retry logic was implemented in the `generate` function, which handles text generation for all models. We set a maximum of 10 retries were allowed for each API call. The wait time between retries increased exponentially, starting with a base wait time of 3 seconds. The wait time for the  $n$ -th retry was calculated as:

$$\text{wait\_time} = \text{base\_wait}^{(n+1)} + \text{random.uniform}(1, 5)$$

During vignette generation due to the high token throughput, if the primary API request failed, a secondary request to a secondary Together account was used as a fallback. If both calls failed, the retry logic was applied.



## C. XGBoost Model Details

To build the XGBoost model we used XGBClassifier with a simple binary logistic regression objective. We split all of the data into sets depending on LLM and then further split into training and testing sets using a random 80/20 train/test split.

We perform a grid search over parameters for each LLM’s predictive model. Table 5 provides the parameters varied in the grid searches and valid values for each.

Parameter	Values
max_depth	[3, 5, 7, 9]
learning_rate	[0.01, 0.05, 0.1]
n_estimators	[50, 100, 200, 500]
subsample	[0.8, 1.0]
colsample_bytree	[0.8, 1.0]
gamma	[0,1.0]

Table 5. Parameters and Values searched through for the XGBoost models.

Table 6 provides the corresponding values found for each LLM predictor.

Parameter	GPT-4o	Claude	Llama
max_depth	9	9	5
learning_rate	0.01	0.01	0.05
n_estimators	50	50	200
subsample	1.0	1.0	1.0
colsample_bytree	1.0	1.0	1.0
gamma	0	1	0

Table 6. Best performing parameters found using the grid search

## D. Other Models

We conducted experiments across various model families to understand how model capability and model family affect decision-making patterns in our vignettes. Table 7 provides an overview of the models tested and their performance on the MMLU benchmark.

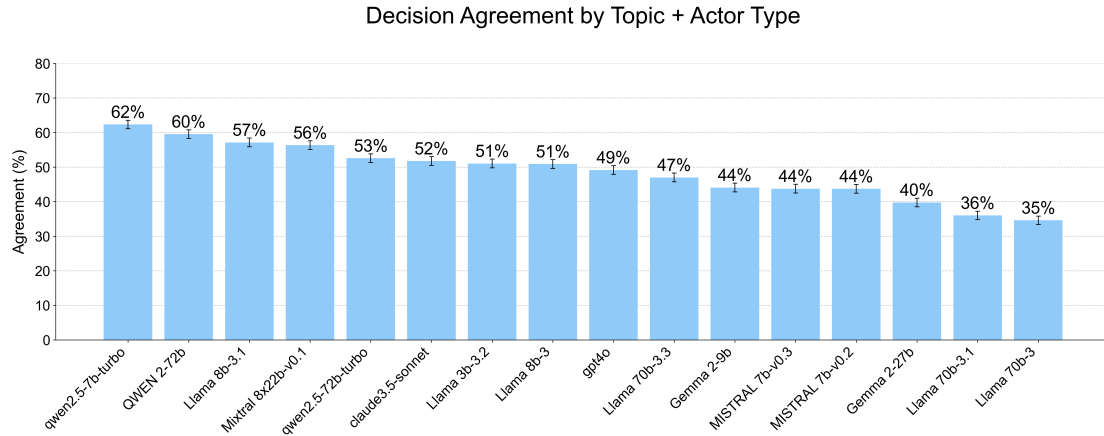
Figure 9 shows how MMLU performance correlates with defection rates across our vignettes. The figure suggests that defection rates vary vastly between model families, providing evidence that data, architecture, and training parameters have a causal link to the models decision-making in this context even when controlling for model ability.

Within model families, and in particular the Llama and Qwen families, the figure suggests a general trend where higher-performing models (as measured by MMLU) exhibit higher defection rates. This is consistent with the notion that to some extent, benchmark performance may be correlated with rationality, and defection is the only game-theoretic rational action in this non-repeated game. Figure 9 show’s the Cramer’s V for each contextual category and model, with Topic consistently having the largest effect on decisions for all models except for GTP4o, followed by actor type and finally world type.

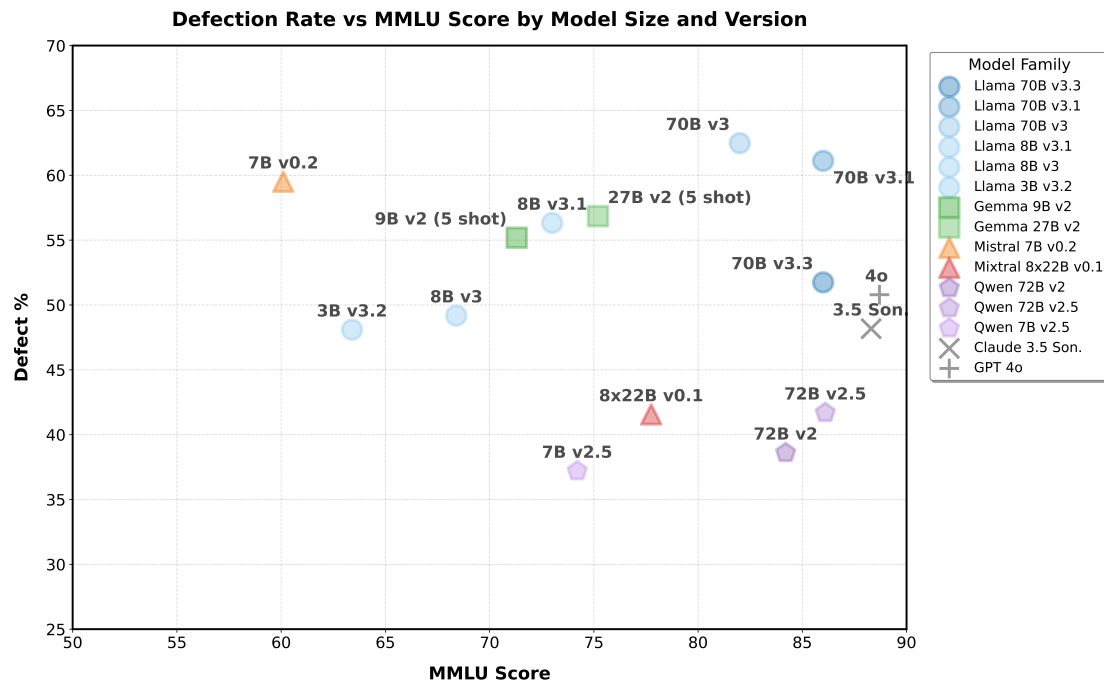
## E. Game Recognition

In response to each scenario, Claude, Llama, and GPT-4 were required to provide both a decision and its justification. The models frequently incorporated game theory concepts in their reasoning, though the frequency varied considerably by model (ranging from 16.5% to 70.5%). These percentages were calculated by using Claude 3.5 Sonnet to analyze the reasoning chains. For each justification, Claude was prompted with the following question:

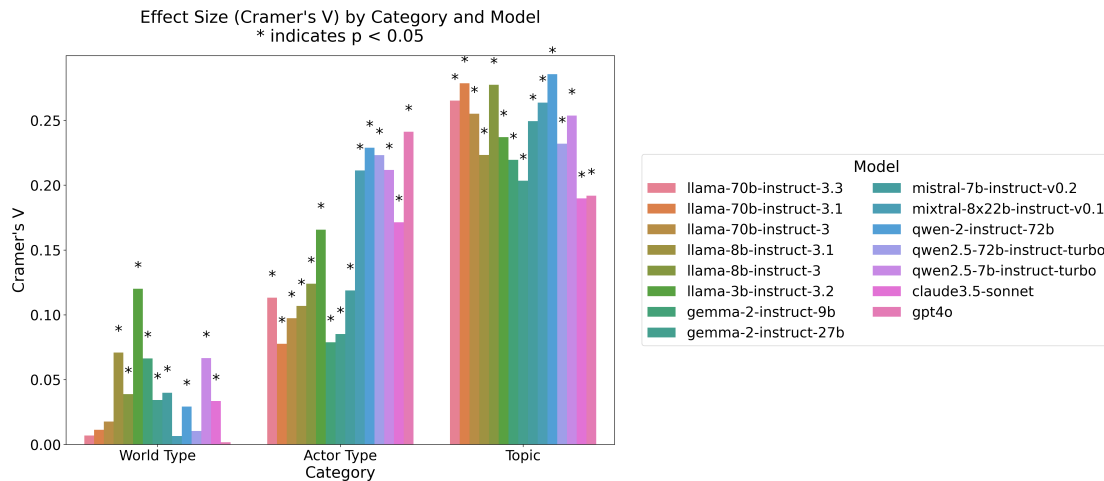
Prompt: Does this text explicitly mention the prisoner’s dilemma or game theory?  
Respond only with <YES> or <NO> followed by the relevant sentence(s).  
Here is the text: {text}



(a) Defection rate as a percentage of total decisions by model.



(b) Defection rate plotted against MMLU score. Note that each shape represents a different model family.



(c) Effect size per model and per topic as measured by Cramer's V. Across model families and sizes, Topic consistently has the largest effect on decision, with the only outlier being GPT4o for which Actor Type has the largest impact.

Model	MMLU Score	Parameters
GPT-4o	88.7	-
Claude 3.5 Sonnet	88.3	-
Qwen 2.5-72B-Instruct-Turbo	86.1	72B
Llama-70B-Instruct-3.3	86.0	70B
Llama-70B-Instruct-3.1	86.0	70B
Qwen-2-Instruct-72B	84.2	72B
Llama-70B-Instruct-3.0	82.0	70B
Mixtral-8x22B-Instruct-v0.1	77.8	176B
Gemma-2-Instruct-27B	75.2	27B
Qwen2.5-7B-Instruct-Turbo	74.2	7B
Llama-8B-Instruct-3.1	73.0	8B
Gemma-2-Instruct-9B	71.3	9B
Llama-8B-Instruct-3.0	68.4	8B
Llama-3B-Instruct-3.2	63.4	3B
Mistral-7B-Instruct-v0.2	60.1	7B

Table 7. Model comparison showing MMLU scores as publicly published. Models are sorted by MMLU performance. Parameter counts are listed where publicly available.

(Meta Platforms; Meta AI, 2024a;b; Team, 2024a; Jiang et al., 2023; Mistral AI, 2024; Team, 2024b; Anthropic, 2024; OpenAI, 2024)

The models’ tendency to reference game theory suggest they recognize these scenarios as formal games and use this framework in their decision-making process. In Figure 10, we show how the cooperate/defect proportion changes depending on whether game theory was mentioned in the justification. We see small, yet non-trivial changes to the proportion of cooperation.

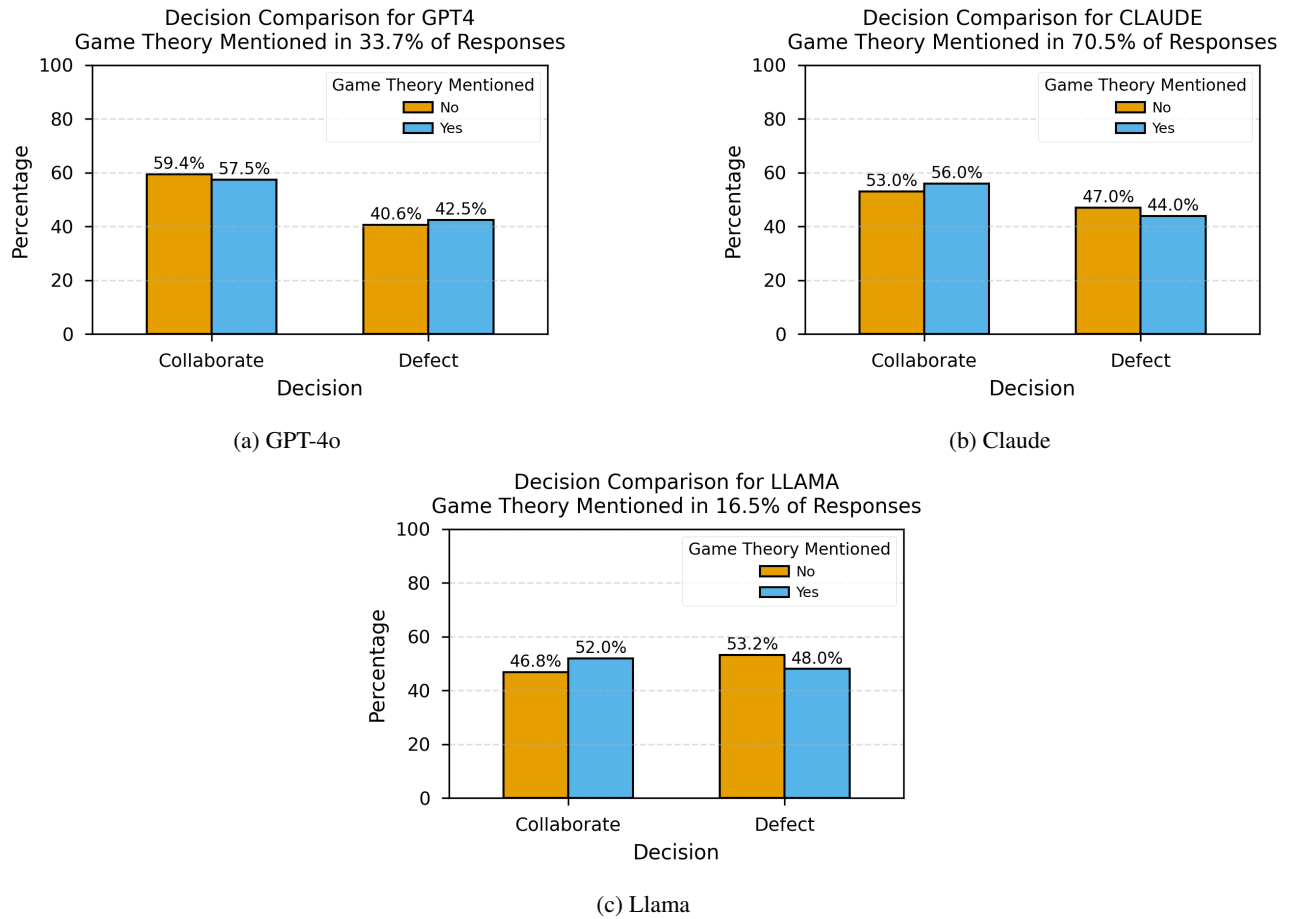


Figure 10. Comparison of model decisions based on whether game theory was referenced in the model's justification for its decision.