

# Fundamental Limits of Hierarchical Secure Aggregation with Cyclic User Association

Xiang Zhang, *Member, IEEE*, Zhou Li, *Member, IEEE*, Kai Wan, *Member, IEEE*, Sun Hua, *Member, IEEE*, Mingyue Ji, *Member, IEEE*, and Giuseppe Caire, *Fellow, IEEE*

## Abstract

Secure aggregation is motivated by federated learning (FL) where a cloud server aims to compute an averaged model (i.e., weights of deep neural networks) of the locally-trained models of numerous clients, while adhering to data security requirements. Hierarchical secure aggregation (HSA) extends this concept to a three-layer network, where clustered users communicate with the server through an intermediate layer of relays. In HSA, beyond conventional server security, relay security is also enforced to ensure that the relays remain oblivious to the users' inputs (an abstraction of the local models in FL). Existing study on HSA assumes that each user is associated with only one relay, limiting opportunities for coding across inter-cluster users to achieve efficient communication and key generation. In this paper, we consider HSA with a cyclic association pattern where each user is connected to  $B$  consecutive relays in a wrap-around manner. We propose an efficient aggregation scheme which includes a message design for the inputs inspired by gradient coding—a well-known technique for efficient communication in distributed computing—along with a highly nontrivial security key design. We also derive novel converse bounds on the minimum achievable communication and key rates using information-theoretic arguments. Specifically, we characterize the optimal rate region for  $B \leq K - 1$ , as a result of the matching converse and achievable scheme, which shows that to securely compute one symbol of the desired input sum, each user needs to send at least 1 symbol to the associated relays, each relay needs to send at least  $1/B$  symbols to the server, each user needs to hold at least  $1/B$  secret key symbols, and all users need to collectively hold at least  $\max\{1, K/B - 1\}$  independent key symbols. Our results reveal a fundamental inverse trade-off between the association number  $B$  and the communication and key rates. When  $B = K$ , we present a scheme that achieves the optimal communication and source key rates while attaining a near-optimal individual key rate.

## I. INTRODUCTION

### A. Secure Aggregation in Federated Learning

Federated learning (FL) is a popular machine learning (ML) framework which utilizes datasets distributed across many users to train a centralized ML model such as deep neural networks [1]–[4]. It finds broad applications such as improving query suggestion accuracy in Google virtual keyboard [5], on-device speech processing for Amazon Alexa [6], and collaborative medical research [7]. Because the local datasets reside on each user's own device and are not shared with the parameter server or other users, FL possesses enhanced security features. Taking the pioneering FedAvg algorithm [1] as an example, the training process of FL alternates between a local training phase and a global aggregation phase. In the local training phase, each user, independently, performs multiple stochastic gradient descent (SGD)-based optimization steps on its own dataset. In the global aggregation phase, the users upload their locally-trained ML models to a parameter/aggregation server which then computes an averaged model and sends it back to the users. A new round of local training will be performed by the users using the averaged model as an initialization point. The local training and the aggregation phases alternate until the global loss function converges.

X. Zhang and G. Caire are with the Department of Electrical Engineering and Computer Science, Technical University of Berlin, 10623 Berlin, Germany (e-mail: {xiang.zhang, caire}@tu-berlin.de).

Zhou Li is with the School of Computer, Electronics and Information, Guangxi University, Nanning 530004, China (e-mail: lizhou@gxu.edu.cn).

K. Wan is with the School of Electronic Information and Communications, Huazhong University of Science and Technology, Wuhan 430074, China (e-mail: kai\_wan@hust.edu.cn).

Sun Hua is with the Department of Electrical Engineering, University of North Texas, Denton, TX 76207 USA (e-mail: hua.sun@unt.edu).

M. Ji is with the Department of Electrical and Computer Engineering, University of Florida, Gainesville, FL 32611, USA (e-mail: mingyueji@ufl.edu).

Although the users' datasets are not directly shared, FL still shows vulnerability to several types of security attacks [8]–[10]. For example, through the so-called model inversion attack [9] in an image classification task, a considerable amount of information of the users' local datasets (i.e., images) can be inferred by the parameter server by solely observing the exchanged models. Therefore, additional security mechanisms are needed which has stimulated the study of secure aggregation (SA) in FL [11]–[13] where cryptographic techniques are used to achieve (mostly computational) security [11]–[24]. In particular, Bonawitz *et al.* [12] proposed a secure aggregation scheme which relies on pairwise random seed agreement between users to generate zero-sum keys to hide each individual user's local model from the server. Shamir's secret sharing [25] is also used in [12] for security key recovery in cases of user dropouts. So *et al.* [20] proposed an efficient secure aggregation protocol which reduces the quadratic communication overhead incurred by pairwise random seed agreement in [12]. Differential privacy (DP) [14]–[18] has also been investigated where small perturbation noises are added to protect the local models. A natural trade-off between model accuracy/convergence speed and protection level (i.e., the strength of noise relative to the local models) exists [14]. It should be noted that neither random seed agreement-based approaches nor DP-based approaches achieve perfect security due to Shannon's one-time pad encryption theorem [26] which states that, in order to fully protect a message with  $L$  independent symbols (from some finite field), the security key must be uniformly distributed and contains at least  $L$  symbols.

### B. Information-Theoretic Secure Aggregation

Information-theoretic secure aggregation aims to achieve perfect security through the lens of zero mutual information and has evolved into a standalone but theoretically interesting problem. In particular, the locally trained models of the users are modeled as i.i.d. random variables referred to as *inputs* and denoted as  $W_1, \dots, W_K$  ( $K$  being the total number of users). The aggregation server wishes to compute the input sum  $W_1 + \dots + W_K$  under the security constraint that it should not learn anything about the input set  $W_1, \dots, W_K$  beyond the input sum, which translates to the zero mutual information condition:

$$I(\{X_k\}_{k=1}^K; \{W_k\}_{k=1}^K | W_1 + \dots + W_K) = 0 \quad (1)$$

where  $X_k$  denotes the message sent to the server by user  $k$ . Note that random seed-based security schemes, which rely on pseudorandomness, usually do not satisfy (1). Information-theoretic secure aggregation usually focus on a *two-fold* optimization of both the upload communication rate  $R_X \triangleq \sum_{k=1}^K H(X_k)/H(W_1)$  and the minimum security key sizes necessary to achieve input security. The communication rate has been widely adopted as a performance metric by the FL community [11]–[24] although the latter aspect of optimizing randomness consumption in key generation has been largely circumvented in these literature due to the use of pseudorandomness or independently generated keys across the users. As already mentioned, pseudorandomness cannot achieve true security. The use of independent keys eliminates the need for coordination among users in the key generation process, but unavoidably entails higher communication overhead because the cancellation of the keys (and thus the recovery of the input sum) at the server becomes more challenging. For example, in the SwiftAgg+ algorithm of Jahani-Nezhad *et al.* [24], inter-user communication is needed on top of user-to-server communication in order to fully cancel the  $K$  independent keys of the users. In contrast, a simple one-shot summation of the  $X_k$ 's gets rid of the unknown keys at the server in [27] etc. due to the use of *correlated* security keys across the users. The use of correlated keys requires the aid of a trusted third-party entity which is responsible for generating and distributing the keys to individual users. Because the key distribution process also incurs extra communication overhead, optimizing the key sizes is also an important consideration in information-theoretic secure aggregation.

So far, information-theoretic secure aggregation has been studied under a multitude of constraints such as user dropout and collusion resilience [13], [24], [28], [29], groupwise keys [27], [30], [31], user selection [32], [33], weak security [34], oblivious server [35], vector secure aggregation [36], and hierarchical secure aggregation (HSA) [37]–[40]. In particular, Zhao & Sun [13] presented an information-theoretic formulation of the secure aggregation problem in a star-shaped network with the consideration of both user dropout and server collusion. To cope with potentially delayed message upload from the users, a two-round communication protocol is used where in the first round masked inputs are uploaded and in the second round, additional masks are uploaded to cancel out the masks of the first round so that the input sum can be recovered. The optimal communication rate

region, consisting of all feasible rates over the two rounds, was characterized as  $(R_1 \geq 1, R_2 \geq \frac{1}{U-T})$  where  $U$  is the minimum number of surviving users and  $T$  is the maximum number of colluding users. Secure aggregation schemes with improved key storage and distribution overhead were studied in [20], [28]. Groupwise keys were studied in [27], [30], [31] where each subset of  $G$  users shares a common security key and the keys of different subsets are independent. Groupwise keys enable the use of key agreement protocols for key generation and can eliminate the need for a trusted third-party entity. Secure aggregation with user selection was studied in [32], [33] where instead of computing the sum of inputs of all users, the server only needs to recover the sum of inputs of  $U < K$  arbitrarily chosen users. For FL systems with a very large number participating clients, user selection is necessary to reduce aggregation latency and boost training speed [1]. To capture systems with heterogeneous security requirements, weak security was studied in [34] where instead of protecting all  $K$  inputs (See eq. (1)), only a selected subsets of inputs need to be protected against a selected subsets of colluding users. Secure aggregation with an oblivious server was studied in [35], where the server does not need to recover the input sum but instead acts merely as a communication facilitator, assisting each user in obtaining the input sum. In addition, vector secure aggregation [36] extends to a more general scenario where the server aims to compute several independent linear combinations of the inputs while being prevented from learning another set of linear combinations.

### C. Secure Aggregation in Hierarchical Networks

To understand the fundamental impact of network topology on the communication and key efficiency of secure aggregation, hierarchical secure aggregation (HSA) [37] was studied in a three-layer network, where clustered users connect to the aggregation server through an intermediate layer of relays. In this setup, two types of security constraints are enforced. First, *server security* requires that the aggregation server learns nothing about the input set  $\{W_1, \dots, W_K\}$  beyond their summation. Second, *relay security* requires that each relay remains oblivious to the inputs, i.e., they should infer absolutely nothing about the input set. Given that the server and each relay can respectively collude with at most  $T$  users, the optimal rate region, which consists of communication rates over the two network layers and the secret key rates, has been characterized. A core insight from [37] is that the mixing (i.e., summation) of the users' uploaded messages at the relays makes it harder for the server to infer the inputs which results in a smaller source key rate than in the original star network considered by Zhao & Sun [13]. HSA has also been studied in a similar network architecture but with different communication protocols and security models [39]–[41]. Specifically, these work relies on inter-relay communication and focuses solely on communication rate, which is different from [37] which requires no communication among relays and studies both communication and key rates.

One notable limitation of the network model considered in [37] is that each user is associated with *only one* relay, which may not be general in practice. This simple single-association pattern also limits the coding opportunities across relays, restricting the potential for more efficient communication and secret key reuse among the outgoing links of each user. In this paper, we study HSA with a more general cyclic user-relay association pattern as shown in Fig. 1. The system consists of  $K$  users and  $K$  relays where each user is associated with  $B$  consecutive relays in a cyclic wrap-around manner.<sup>1</sup> The aggregation process consists of two hops. In the first hop, each user sends a message to each of its associated relays. In the second hop, upon receiving the messages from its associated users, each relay generates and sends a message to the server. The server aims to recover the sum of inputs of all users subject to server and relay security constraints whose definitions are consistent with that of [37]. We aim to find the optimal rate region  $\mathcal{R}^*$ , which is defined as the closure of all achievable tuples  $(R_X, R_Y, R_Z, R_{Z_S})$  where  $R_X, R_Y, R_Z$  and  $R_{Z_S}$  denotes respectively the per-user upload communication rate, per-relay upload communication rate, the individual key rate, and the source key rate (i.e., the total number of independent key symbols contained in all users' individual keys). Our major finding is that there exists a fundamental trade-off between the association number  $B$  and the communication and key rates: the larger  $B$  is, the smaller the optimal communication and key rates are. More specifically, when  $B \leq K - 1$ , we characterize the optimal rate region which shows that *to securely compute one symbol of the desired input sum, each user needs to send at least  $R_X = 1$  symbol to the associated relays, each relay needs to send at  $R_Y = 1/B$  symbols*

<sup>1</sup>This network architecture is widely seen in the literature such as the circular Wyner model for interference networks [42] and multi-access coded caching [43]–[45].

to the server, each user needs to hold at least  $R_Z = 1/B$  independent key symbols, and all users need to collectively hold at least  $R_{Z_\Sigma} = \max\{1, K/B - 1\}$  key symbols. This contains an achievable scheme and a novel converse proof that matches the scheme. Compared with single-association HSA [37] whose optimal rate region is  $\mathcal{R}_{\text{single}}^* = \{R_X \geq 1, R_Y \geq 1, R_Z \geq 1, R_{Z_\Sigma} \geq K - 1\}$ <sup>2</sup>, we observe the following: First, the result of [37] can be recovered from this paper by setting  $B = 1$ . Indeed, the single-association HSA is partly a special case of the multiple-association HSA considered in this paper. Second, it can be seen that all  $R_Y$ ,  $R_Z$  and  $R_{Z_\Sigma}$  are reduced by  $B$  (or more than  $B$ ) times. The reduction in  $R_Y$  is primarily due to the coding opportunities enabled by the distribution the symbols of the same input across multiple relays. Moreover, the reduction in  $R_Z$  is due to the *reuse* of the same individual key among the  $B$  outgoing communication links from each user. This causes no information leakage because the relays do not talk to each other (by assumption) and thus key reuse will not expose the input symbols being protected. When  $B = K$ , i.e., each user is associated with all relays, we present a scheme that achieves the optimal communication and source key rates, as well as a near-optimal individual key rate. Moreover, we show that the relay-to-server communication rate cannot be reduced below  $R_Y \geq 1/(K - 1)$  and, using the example of  $B = K = 2$ , that the individual key rate cannot be reduced below  $R_Z \geq 1/K$ .

#### D. Summary of Contributions

The major contributions of this paper are summarized as follows:

- We present an information-theoretic formulation of HSA with cyclic wrap-around association with the consideration of both server and relay security. We study both the communication and key generation performance under a two-hop communication protocol. For an important regime  $B \leq K - 1$ , the optimal rate region is fully characterized and a fundamental trade-off between the association number  $B$  and the communication and key rates is identified.
- We propose a secure aggregation scheme which consists of a linear key generation scheme and a communication scheme for input aggregation. Given the source key, the individual keys of the users are generated as linear combinations of the source key symbols. The proposed input aggregation scheme efficiently exploits the inter-relay coding opportunities, i.e., coding across different inputs and the symbols of each input, to reduce the relay-to-server communication rate. The linear coefficients for the individual keys are then designed accordingly such that the server and relay security constraints can be satisfied.
- We present a novel entropic converse proof and derive lower bounds on the achievable communication and key rates for any  $B \leq K$ . In particular, we show that  $R_X \geq 1, R_Y \geq \max\{1/B, 1/(K - 1)\}, R_Z \geq 1/B$  and  $R_{Z_\Sigma} \geq \max\{1, K/B - 1\}$  for any  $B \leq K$ . When  $B \leq K - 1$ , the derived bounds match the achievable rates so that the optimal rate region can be established. When  $B = K$ , the scheme for  $B = K - 1$  can be applied by letting each user send an empty message over the last outgoing link (equivalent to disabling the link) so that each user effectively connects to  $K - 1$  relays. This results in the achievable rate tuple of  $(R_X = 1, R_Y = 1/(K - 1), R_Z = 1/(K - 1), R_{Z_\Sigma} = 1)$ . Comparing with the converse bounds, we see that despite  $R_Z$  is within a factor of at most  $1 + 1/(K - 1) \leq 2$  to its optimum, the achievable rates  $R_X, R_Y$  and  $R_{Z_\Sigma}$  all reach their individually minimum. As an intriguing discussion, we prove the impossibility of  $(R_X = 1, R_Y = 1, R_Z = 1/2, R_{Z_\Sigma} = 1)$  using the example of  $B = K = 2$ , which sheds light on understanding the optimal solution for general  $K$  where  $B = K$ .

#### E. Related Work

Several works [37], [39], [40] are relevant to this paper. The differences are clarified as follows. As mentioned earlier, our previous work [37] employed a different network architecture where each user is associated with only one relay, limiting the coding opportunities across relays as each input appears at only one relay. In the network model of Egger *et al.* [39], each user is connected to multiple relays and a sequential inter-relay communication is necessary for input sum recovery due an extra secret key aggregation phase following the initial masked input upload phase. The work of Lu *et al.* [40] considered a network where each user is connected to all relays. For

<sup>2</sup>This expression is derived by setting the cluster size in [37] as  $V = 1$  so that the number of users is equal to the number of relays, and the collusion level as  $T = 0$  since we do not consider user collusion in this paper.

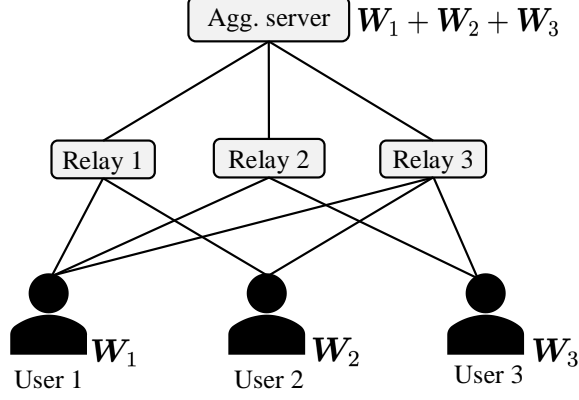


Fig. 1: HSA with cyclic wrap-around user-relay association.

both [39] and [40], inter-relay communication is needed in order to cancel the independently generated keys at the users. The sequential key aggregation among relays in [39] incurs extra delay for input sum recovery, while the inter-relay communication overhead is completely ignored in [40]. In contrast, our work relies on correlated key generation among users which enables one-shot input sum recovery and eliminates the need for a dedicated key aggregation phase or inter-relay communication.

*Paper Organization.* The remainder of this paper is organized as follows. The problem formulation is presented in Section II. Section III gives the main result and its implications of this paper. In Section IV, we provide an example to illustrate the basic design ideas. The general achievable schemes are presented in Section V. The converse proof is given in the following Section VI. Finally, we conclude the paper in Section VII.

*Notation.* Throughout the paper, the following notation is used: Let  $[m : n] \triangleq \{m, m+1, \dots, n\}$  if  $m \leq n$  and  $[m : n] = \emptyset$  if  $m > n$ . Write  $[1 : n]$  as  $[n]$  for brevity. Calligraphic letters (e.g.,  $\mathcal{A}, \mathcal{B}$ ) denote sets.  $\mathcal{A} \setminus \mathcal{B} \triangleq \{x \in \mathcal{A} : x \notin \mathcal{B}\}$ . Given a set of random variables  $X_1, \dots, X_m$ , denote  $X_{\mathcal{A}} \triangleq \{X_i\}_{i \in \mathcal{A}}$  and  $X_{1:m} \triangleq \{X_1, \dots, X_m\}$ .  $\mathbf{0}_{m \times n}$  denotes the  $m$ -by- $n$  zero matrix and  $\mathbf{I}_m$  denotes the  $m$ -by- $m$  identity matrix. For a matrix  $\mathbf{A}$ , let  $\mathbf{A}_{i,:}$ ,  $\mathbf{A}_{:,j}$  and  $\mathbf{A}_{i,j}$  denote the  $i^{\text{th}}$  row,  $j^{\text{th}}$  column and the  $(i, j)^{\text{th}}$  entry of  $\mathbf{A}$  respectively. Moreover,  $\mathbf{A}_{i:j,:}$  denotes the submatrix consisting of the  $i^{\text{th}}$  to the  $j^{\text{th}}$  rows of  $\mathbf{A}$ , and  $\mathbf{A}_{:,i:j}$  denotes the submatrix consisting of the  $i^{\text{th}}$  to the  $j^{\text{th}}$  columns of  $\mathbf{A}$ . For a set of row vectors  $\mathbf{a}_1, \dots, \mathbf{a}_n \in \mathbb{R}^{1 \times N}$ , denote  $[\mathbf{a}_1; \dots; \mathbf{a}_n] \triangleq [\mathbf{a}_1^T, \dots, \mathbf{a}_n^T]^T \in \mathbb{R}^{n \times N}$  as their row-concatenated version.  $\text{mod}(a, b)$  denotes the remainder of  $a$  divided by  $b$ .

## II. PROBLEM DESCRIPTION

We study the secure aggregation problem in a three-layer hierarchical network which consists of an aggregation server,  $K$  relays and  $K$  users as shown in Fig. 1. Each user is associated with  $B$  relays in a cyclic wrap-around manner as shown in Fig. 1. This network architecture is widely seen in the information theory literature such as the circular Wyner model for interference networks [42] where each receiver is only interfered by the neighboring transmitters, and multiple-access coded caching [43]–[45] where each user has access to a number of consecutive cache memories. Let  $\mathcal{B}_i$  and  $\mathcal{U}_i$  denote respectively the set of relays that the  $i^{\text{th}}$  user connects to and the set of users associated with the  $i^{\text{th}}$  relay. Under the cyclic association, we have

$$\mathcal{B}_i = [i : \min\{K, i + B - 1\}] \cup [1 : B - K + i - 1] \quad (2)$$

and

$$\mathcal{U}_i = [\max\{1, i - B + 1\} : i] \cup [K - B + i + 1 : K] \quad (3)$$

where  $|\mathcal{B}_i| = |\mathcal{U}_i| = B, \forall i \in [K]$ . Each user  $k$  possesses an input  $W_k$  (an abstraction of local gradients/models in FL) consisting of  $L$  symbols from some finite field  $\mathbb{F}_q$ . The inputs of the users are assumed to be i.i.d. uniform<sup>3</sup>,

<sup>3</sup>The uniformity assumption is only necessary for the converse proof. The proposed scheme works for arbitrary input distribution.

i.e.,

$$H(W_k) = L \quad (\text{in } q\text{-ary units}) \quad (4)$$

$$H(W_1, \dots, W_K) = \sum_{k=1}^K H(W_k) \quad (5)$$

To achieve security, each user is also equipped with a secret key  $Z_k$  (referred to as an *individual key*), not known to the relays and the server, which consists of  $L_Z$  symbols from  $\mathbb{F}_q$  in order to protect the input. The individual keys are generated from a *source key*  $Z_\Sigma$  containing  $L_{Z_\Sigma}$  symbols, i.e.,

$$H(Z_1, \dots, Z_K | Z_\Sigma) = 0. \quad (6)$$

The source key represents the number of independent symbols held collectively by all the users. The individual keys are generated and distributed by a trusted third-party entity which does not leak information to the server and relays. Moreover, the keys  $Z_1, \dots, Z_K$  are independent of the inputs, i.e.,

$$H(W_{1:K}, Z_{1:K}) = \sum_{k=1}^K H(W_k) + H(Z_{1:K}). \quad (7)$$

The server wishes to compute the sum of all users' inputs  $\sum_{k=1}^K W_k$  and should be prevented from learning anything about the input set  $W_{1:K}$  beyond their summation. Relays should remain oblivious, that is, each relay should not infer any information about  $W_{1:K}$  despite it has access to some messages uploaded by the associated users.

A two-hop communication protocol is used. In the first hop, each user  $k \in [K]$  sends a message  $X_{k,i}$  to every associated relay  $i \in \mathcal{B}_k$ . Let  $L_{X,k,i}$  denote the number of symbols contained in  $X_{k,i}$  and let  $L_X \triangleq \sum_{i \in \mathcal{B}_k} L_{X,k,i}$  denote the total number of symbols sent by each user  $k \in [K]$ <sup>4</sup>. In the second hop, each relay  $i$  generates a message  $Y_i$  which contains  $L_{Y,i}$  symbols based on the received messages  $\{X_{k,i}\}_{k \in \mathcal{U}_i}$  from the associated users and sends  $Y_i$  to the server. The above message generation process can be expressed as

$$H(\{X_{k,i}\}_{i \in \mathcal{B}_k} | W_k, Z_k) = 0, \quad \forall k \in [K] \quad (8)$$

$$H(Y_i | \{X_{k,i}\}_{k \in \mathcal{U}_i}) = 0, \quad \forall i \in [K]. \quad (9)$$

The server should be able to recover the desired input sum from the relay's messages, i.e.,

$$H\left(\sum_{k=1}^K W_k | Y_{1:K}\right) = 0. \quad (10)$$

*Security model.* Security refers to two constraints: 1) *server security*: the server should not infer anything about the input set  $W_{1:K}$  beyond the knowledge of the desired input sum  $\sum_{k=1}^K W_k$ , and 2) *relay security*: each relay should not infer anything about  $W_{1:K}$ , i.e., the relays should remain oblivious to the inputs. More specifically, server security translates to the statistical independence between the messages  $Y_{1:K}$  and the inputs  $W_{1:K}$ , i.e.,

$$I\left(Y_{1:K}; W_{1:K} | \sum_{k=1}^K W_k\right) = 0 \quad (11)$$

where the conditioning on the input sum  $\sum_{k=1}^K W_k$  is due to (10). Relay security translates to the independence between the received messages by each relay and the inputs, i.e.,

$$I(\{X_{k,i}\}_{k \in \mathcal{U}_i}; W_{1:K}) = 0, \quad \forall i \in [K] \quad (12)$$

where recall that  $\mathcal{U}_i \subseteq [K]$  denotes the set of users associated with Relay  $i$ .

*Performance metrics.* We study both the communication and key generation aspects of the HSA problem. In particular, the user-to-relay communication rate  $R_X$  and relay-to-server communication rate  $R_Y$  respectively

<sup>4</sup>Due to symmetry, we assume that the total number of symbols sent by each user is identical across all users.

represent how many symbols that the messages  $\{X_{k,i}\}_{i \in \mathcal{B}_k}$  sent by each user  $k$  contains, and how many symbols on average that the message  $Y_i$  sent by each relay  $i$  contains (normalized by the input size), i.e.,

$$R_X \triangleq \frac{L_X}{L} = \frac{\sum_{i \in \mathcal{B}_k} L_{X,k,i}}{L}, \quad R_Y \triangleq \frac{1}{KL} \sum_{k=1}^K L_{Y,k}. \quad (13)$$

$R_X$  and  $R_Y$  characterize the communication efficiency of the secure aggregation scheme and smaller rates imply more efficient communication. The individual key rate  $R_Z$  and source key rate  $R_{Z_\Sigma}$  represent how many symbols that each individual key  $Z_k$  and the source key  $Z_\Sigma$  contain (normalized by the input size), i.e.,

$$R_Z \triangleq \frac{L_Z}{L}, \quad R_{Z_\Sigma} \triangleq \frac{L_{Z_\Sigma}}{L}. \quad (14)$$

$R_Z$  and  $R_{Z_\Sigma}$  characterize the key generation efficiency of the secure aggregation scheme. Smaller key rates imply smaller communication overhead incurred by the key distribution process.<sup>5</sup> A rate tuple  $(R_X, R_Y, R_Z, R_{Z_\Sigma})$  is said to be achievable if there exists a secure aggregation scheme (i.e., a specific design of the messages  $\{X_{k,i}\}_{k \in [K], i \in \mathcal{B}_k}$ ,  $Y_{1:K}$  and the keys  $Z_\Sigma, Z_{1:K}$  subject to (6), (8) and (9)) with communication rates  $R_X, R_Y$  and key rates  $R_Z, R_{Z_\Sigma}$  for which the recovery constraint (10) and the security constraints (11), (12) are satisfied. The optimal rate region  $\mathcal{R}^*$  is defined as the closure of the set of all achievable rate tuples. In addition, given  $B$ , we also denote  $R_X^*, R_Y^*, R_Z^*$  and  $R_{Z_\Sigma}^*$  as the minimum individually achievable rates in  $\mathcal{R}^*$  respectively.

### III. MAIN RESULT

*Theorem 1:* For hierarchical secure aggregation with cyclic wrap-around association, when  $B \leq K - 1$ , the optimal rate region is given by

$$\mathcal{R}^* = \left\{ \begin{array}{l} R_X \geq 1, \quad R_Y \geq 1/B, \quad R_Z \geq 1/B, \\ R_{Z_\Sigma} \geq \max\{1, K/B - 1\} \end{array} \right\}. \quad (15)$$

When  $B = K$ , the rate tuple

$$\left( R_X = 1, R_Y = \frac{1}{K-1}, R_Z = \frac{1}{K-1}, R_{Z_\Sigma} = 1 \right) \quad (16)$$

is achievable. In eq. (16), the rates  $R_X, R_Y$  and  $R_{Z_\Sigma}$  all reach their individually minimal values except that  $R_Z = 1/(K-1)$  is within a multiplicative factor of 2 to its minimum.

*Proof:* Theorem 1 has characterized the optimal rate region when  $B \leq K - 1$ . This consists of a novel key generation scheme and an input aggregation scheme presented in Section V, and a matching converse proof in Section VI. When  $B = K$ , i.e., each user is associated with all relays, the optimal scheme for the case of  $B = K - 1$  can be applied by sending an empty message to the last relay associated with each user. This yields an achievable rate tuple  $(1, 1/(K-1), 1/(K-1), 1)$  given in Theorem 1 where  $R_X, R_Y$  and  $R_{Z_\Sigma}$  reach their minimal values while  $R_Z = 1/(K-1)$  is within a multiplicative factor of  $K/(K-1) \leq 2$  to its minimum value<sup>6</sup>. An illustration of the achievable rate region is shown in Fig. 2. ■

We highlight the implications of Theorem 1 as follows:

- 1) *Communication Efficiency:* When  $B \leq K - 1$ , the optimal communication rates are given by  $R_Y^* = 1/B$  and  $R_X^* = 1$  which is equivalent to an average upload rate of  $1/B$  on each user-to-relay link. The per-link rates on both hops are inversely proportional to  $B$ , revealing a fundamental trade-off between communication efficiency and the association number  $B$ . Therefore, Theorem 1 suggests that for FL systems with limited link capacity, the overall aggregation delay can be improved by establishing parallel connection to a larger number of relays.

<sup>5</sup>It is assumed that the secret keys are generated and distributed by a trusted third-party entity. Therefore, the key distribution process also incurs extra communication overhead. In particular, if the trusted entity distributes the keys through individual links to each user, the (normalized) communication overhead is equal to  $K R_Z$ . If the keys are distributed through a broadcast channel, the communication overhead is then equal to  $R_{Z_\Sigma}$ . Therefore, smaller key rates directly translate to smaller overhead in the key distribution process.

<sup>6</sup>It will shown in Section VI that  $R_Z \geq 1/B, \forall B \in [K]$  so that the achievable individual key rate  $1/(K-1)$  is at most twice of its minimum given that  $K \geq 2$ .

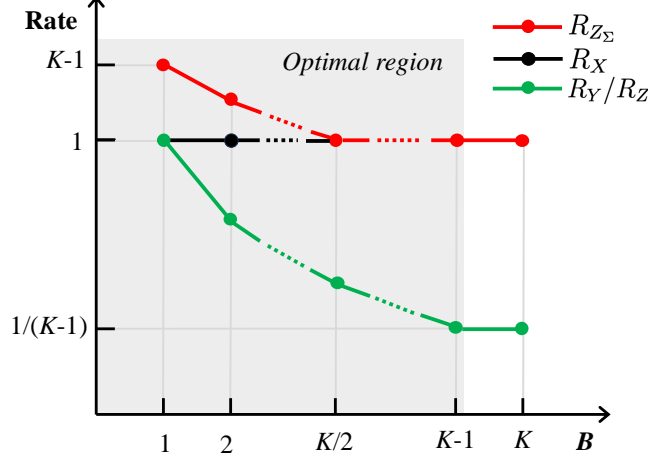


Fig. 2: Achievable region for HSA with cyclic association. The optimal rate region (the shaded part) has been characterized when  $B \leq K - 1$ . Note that in the proposed scheme,  $R_Y$  and  $R_Z$  have identical values so they are both marked by the green curve.

- 2) *Connection to Gradient Coding [46]*: A similar trade-off to  $R_Y^* = 1/B$  was previously identified in gradient coding (GC) [47] by Ye and Abbe [46], albeit *without* the security requirements. The connection of Theorem 1 to [46] is illustrated as follows. In GC, a user wishes to retrieve the sum of the gradients on  $N$  datasets which are stored distributedly across  $N$  computing nodes. Each node can store up to  $d \leq N$  datasets and thus can compute  $d$  distinct gradients. GC aims to design the dataset placement and the retrieval scheme so that the download communication rate  $R_{GC}$  can be minimized. Under the cyclic data placement where each computing node stores  $d$  consecutive datasets in a wrap-around manner, Ye and Abbe identified the optimal rate as  $R_{GC}^* = 1/d, \forall d \in [N]$ . Setting  $N = K, d = B$  and replacing the datasets in GC with the inputs in HSA, the user in GC with the server in HSA, the computing nodes in GC with the relays in HSA, and the dataset placement in GC with user uploads to the relays in HSA, an equivalence between GC and HSA in terms of optimizing  $R_Y$  can be established. Our contribution lies in showing that with the incorporation of security, this optimal inverse trade-off  $1/B$  can be preserved except that when  $B = K$ ,  $R_Y$  cannot be reduced below  $1/(K - 1)$  due to security.
- 3) *Key Efficiency*: Theorem 1 also suggests that when  $B \leq K - 1$ , the optimal individual key rate  $R_Z^* = 1/B$  is inversely proportional to  $B$ . The optimal source key rate  $R_{Z\Sigma}^* = \max\{1, K/B - 1\}$  scales inversely with  $B$  and is lower bounded by 1. It can be seen that the optimal key rates decrease as  $B$  increases. This is because distributing communication over multiple relays creates an opportunity for key reuse across the  $B$  outgoing messages sent by each user. Because the relays do not talk to each other, key reuse does not leak information about the input symbols contained in these messages. It is then only necessary to ensure that the different input symbols sent by different users to the same relay are each protected by an independent key. Therefore, a larger  $B$  not only reduces communication rates, but also reduces the key rates which makes the key distribution process more efficient.
- 4) *Impact of Multiple Association*: HSA has been previously studied in the single-association setting [37] where each user is associated with one relay. Fixing the total number of users to  $K$  (i.e., each cluster contains only one user), the optimal rates were given by  $\tilde{R}_X^* = \tilde{R}_Y^* = \tilde{R}_Z^* = 1$  and  $\tilde{R}_{Z\Sigma}^* = K - 1$ , which can be recovered by choosing  $B = 1$  in eq. (15). Therefore, our work can be viewed as an extension of [37]. Theorem 1 reveals a twofold trade-off between communication, key efficiency, and the association number  $B$ . In particular, suppose each user can maintain association with an  $\alpha$  portion of the relays (i.e.,  $B = \alpha K$ ), then the communication overhead incurred by the key distribution process is at most  $\max\{K\tilde{R}_Z^*, R_{Z\Sigma}^*\} = 1/\alpha$  which does not scale with  $K$ . In contrast, the scheme of [37] has an linear overhead of  $\max\{\tilde{R}_{Z\Sigma}^*, K\tilde{R}_Z^*\} = K$  which becomes impractical for systems with a large number of users.

#### IV. EXAMPLES

We first provide an example to highlight the ideas behind the proposed design. The general scheme is presented in Section V.

*Example 1:* Consider  $K = 3$  users and relays where each user is connected to  $B = 2$  relays as shown in Fig. 1. Suppose each input consists of  $L = 2$  symbols in  $\mathbb{F}_3$ , i.e.,  $W_k = (W_k^{(1)}, W_k^{(2)}), k \in [3]$ . Let the source key be  $Z_\Sigma = (N_1, N_2)$  where  $N_1, N_2 \in \mathbb{F}_3$  are two i.i.d. uniform random variables. The individual keys of the users are chosen as

$$Z_1 = N_1, Z_2 = N_2, Z_3 = N_1 + N_2. \quad (17)$$

As a result, the key rates are  $R_{Z_\Sigma} = 1, R_Z = 1/2$ . The user-to-relay messages are designed as

$$\begin{aligned} X_{1,1} &= -2W_1^{(1)} - Z_1 \\ X_{1,2} &= -(W_1^{(1)} + W_1^{(2)}) + Z_1, \\ X_{2,2} &= W_2^{(1)} - W_2^{(2)} + 2Z_2, \\ X_{2,3} &= 2W_2^{(1)} + Z_2, \\ X_{3,3} &= W_3^{(1)} + W_3^{(2)} + Z_3, \\ X_{3,1} &= W_3^{(2)} - W_3^{(1)} + 2Z_3. \end{aligned} \quad (18)$$

It can be seen that each individual key  $Z_k$  is reused by the two messages  $\{X_{k,i}\}_{i \in B_k}$  sent by each user  $k \in [3]$ . Each relay then sends a message to the server which is a sum of the received messages from the users, i.e.,  $Y_1 = X_{1,1} + X_{3,1}, Y_2 = X_{1,2} + X_{2,2}$  and  $Y_3 = X_{2,3} + X_{3,3}$ . In particular,

$$\begin{aligned} Y_1 &= -2W_1^{(1)} + W_3^{(2)} - W_3^{(1)} + N_1 + 2N_2, \\ Y_2 &= -(W_1^{(1)} + W_1^{(2)}) + W_2^{(1)} - W_2^{(2)} + N_1 + 2N_2, \\ Y_3 &= 2W_2^{(1)} + W_3^{(1)} + W_3^{(2)} + N_1 + 2N_2. \end{aligned} \quad (19)$$

Since each of the above messages contains one symbol, the communication rates are  $R_X = 1, R_Y = 1/2$ .

*Input sum recovery.* To recover the input sum, the server computes  $(Y_3 - Y_1)/2$  to obtain  $W_1^{(1)} + W_2^{(1)} + W_3^{(1)}$ , i.e., sum of the first symbol of all inputs, and  $(Y_1 - 2Y_2 + Y_3)/2$  to obtain  $W_1^{(2)} + W_2^{(2)} + W_3^{(2)}$ . Then  $W_1 + W_2 + W_3$  can be recovered by concatenation.

*Relay security.* From (18), we note that each of the two messages received by any relay is protected by an independent key variable. For example, for Relay 1,  $X_{1,1}$  is protected by  $-N_1$  and  $X_{3,1}$  is protected by  $2(N_1 + N_2)$ . Because  $-N_1$  is independent of  $2(N_1 + N_2)$ , none of them can be eliminated and therefore Relay 1 infers nothing about the input symbols  $W_1^{(1)}$  and  $W_3^{(2)} - W_3^{(1)}$  contained in  $X_{1,1}$  and  $X_{3,1}$  respectively. More formally, relay security can be proved as follows:

$$\begin{aligned} I(X_{1,1}, X_{3,1}; W_1, W_2, W_3) \\ &= H(X_{1,1}, X_{3,1}) - H(X_{1,1}, X_{3,1} | W_1, W_2, W_3) \end{aligned} \quad (20a)$$

$$\begin{aligned} &= H(-2W_1^{(1)} - N_1, W_3^{(2)} - W_3^{(1)} + 2(N_1 + N_2)) \\ &\quad - H(-N_1, 2(N_1 + N_2) | W_1, W_2, W_3) \end{aligned} \quad (20b)$$

$$\leq 2 - H(-N_1, 2(N_1 + N_2)) \quad (20c)$$

$$= 2 - H(N_1, N_2) = 0 \quad (20d)$$

where (20c) is due to the fact that the uniform distribution maximizes the joint entropy and the independence of the inputs from the keys. (20d) is due to the uniformity of the key variables. Since mutual information is non-negative, we have  $I(X_{1,1}, X_{3,1}; W_1, W_2, W_3) = 0$ , proving relay security (12). The proof is similar for other relays.

*Server security.* Intuitively, server security is guaranteed because each relay-to-server message is protected by a key variable and *any key-canceling linear combinations of  $Y_1, Y_2$  and  $Y_3$  reveals nothing beyond the desired input sum*. More specifically, by (19), any key-canceling vector must be in the form of  $\ell = (\ell_1, \ell_2, -(\ell_1 + \ell_2))$  where

$\ell_1, \ell_2 \in \mathbb{F}_3$ . We have  $\sum_{k=1}^3 \ell_i Y_i = -(2\ell_1 + \ell_2) \sum_k W_k^{(1)} - \ell_2 \sum_k W_k^{(2)}$  which is a function of  $W_1 + W_2 + W_3$ . Therefore, the server learns nothing beyond what it is supposed to know and server security is achieved. More formally, we have

$$\begin{aligned} I(Y_1, Y_2, Y_3; W_1, W_2, W_3 | W_1 + W_2 + W_3) \\ = H(Y_1, Y_2, Y_3 | W_1 + W_2 + W_3) \\ - H(Y_1, Y_2, Y_3 | W_1, W_2, W_3) \end{aligned} \quad (21a)$$

$$\begin{aligned} = H(Y_1, Y_2, Y_3 | W_1 + W_2 + W_3) \\ - H(N_1 + 2N_2 | W_1, W_2, W_3) \end{aligned} \quad (21b)$$

$$= H(Y_1, Y_2, Y_3 | W_1 + W_2 + W_3) - H(N_1 + 2N_2) \quad (21c)$$

$$= H(Y_1, Y_2, Y_3 | W_1 + W_2 + W_3) - 1 \quad (21d)$$

$$\begin{aligned} = H(Y_1 | W_1 + W_2 + W_3) \\ + \underbrace{H(Y_2, Y_3 | W_1 + W_2 + W_3, Y_1)}_{=0} - 1 \end{aligned} \quad (21e)$$

$$\leq H(Y_1) - 1 \leq 0 \quad (21f)$$

where (21c) is due to the independence of the inputs and the key variables; (21e) is because  $Y_2, Y_3$  can be recovered from  $W_1 + W_2 + W_3$  and  $Y_1$  given the message design in (19). In particular,  $Y_2 = Y_1 + \sum_k W_k^{(2)} - \sum_k W_k^{(1)}$ ,  $Y_3 = Y_1 + 2 \sum_k W_k^{(1)}$ ; (21f) is because  $Y_1$  contains one symbol and uniform distribution maximizes the entropy. As a result, relay security is proved.  $\diamond$

## V. GENERAL SCHEME

The general scheme consists two parts: a message generation scheme and a key generation scheme. We first focus on the case of  $B \leq K - 1$  to illustrate the design process. Then we look at the special case of  $B = K$  where each user is connected to all relays. This ubiquitous connection makes it more challenging to achieve security and requires higher communication and individual key rates than  $1/B$  as for  $B \leq K - 1$ .

### A. Scheme for $B \leq K - 1$

Suppose each input contains  $L = B$  symbols from some finite field  $\mathbb{F}_q$ <sup>7</sup>, i.e.,  $W_k = (W_k^{(1)}, \dots, W_k^{(B)})$ . Let the source key be  $Z_\Sigma = (N_1, \dots, N_{L_{Z_\Sigma}^*})$  where  $N_1, \dots, N_{L_{Z_\Sigma}^*}$  are  $L_{Z_\Sigma}^* \triangleq \max\{B, K - B\}$  i.i.d. uniform random variables from  $\mathbb{F}_q$ . The individual keys are generated through a linear transformation

$$(Z_1, \dots, Z_K)^T = \mathbf{H} Z_\Sigma^T \quad (22)$$

where  $\mathbf{H} \in \mathbb{F}_q^{K \times L_{Z_\Sigma}^*}$  is the linear encoding matrix. Denoting  $\mathbf{h}_k$  as the  $k^{\text{th}}$  row of  $\mathbf{H}$ , we have  $Z_k = \mathbf{h}_k Z_\Sigma^T \in \mathbb{F}_q$ . It can be seen that  $R_Z = 1/B$ ,  $R_{Z_\Sigma} = \max\{1, K/B - 1\}$ . The user-to-relay messages are chosen as

$$X_{k,i} = \sum_{j=1}^B \alpha_{k,i}^{(j)} W_k^{(j)} + \lambda_{k,i} Z_k, \quad \forall k \in [K], i \in \mathcal{B}_k \quad (23)$$

where  $\alpha_{k,i}^{(j)}$  and  $\lambda_{k,i}$  represent the linear coefficients for the input and key symbols respectively. The relay-to-server message are chosen as

$$Y_i = \sum_{k \in \mathcal{U}_i} X_{k,i}, \quad \forall i \in [K] \quad (24)$$

Hence,  $R_X = 1$ ,  $R_Y = 1/B$ .

Key generation refers to the design of the encoding matrix  $\mathbf{H}$  in (22). Message generation refers to the design of the linear coefficients  $\{\alpha_{k,i}^{(j)}\}_{k \in [K], i \in \mathcal{B}_k, j \in [B]}$  and  $\{\lambda_{k,i}\}_{k \in [K], i \in \mathcal{B}_k}$  for the input and individual key symbols in (23).

<sup>7</sup>The field size  $q$  is assumed to be sufficiently large so that any relevant rank properties of matrices hold.

We aim to *jointly* design the keys and the messages so that the input sum  $\sum_{k=1}^K W_k$  can be correctly recovered by the server, subject to the security constraints (11) and (12). Specifically, suppose the server applies a linear transform

$$\mathbf{R} \triangleq [\mathbf{r}_1, \dots, \mathbf{r}_B] \in \mathbb{F}_q^{K \times B} \quad (25)$$

to the relay-to-server messages to recover the input sum, i.e.,  $\sum_{k=1}^K W_k = (Y_1, \dots, Y_K)\mathbf{R}$  where  $\mathbf{r}_i \in \mathbb{F}_q^K$  recovers the sum of the  $i^{\text{th}}$  symbol of the inputs, i.e.,  $\sum_{k=1}^K W_k^{(i)} = (Y_1, \dots, Y_K)\mathbf{r}_i, i \in [K]$ . The following two tasks need to be fulfilled:

**Task 1: Input sum recovery.** The coefficients  $\{\alpha_{k,i}^{(j)}\}_{k \in [K], i \in \mathcal{B}_k, j \in [B]}$  should be chosen such that the input sum  $\sum_{k=1}^K W_k = (\sum_{k=1}^K W_k^{(i)})_{i=1}^B$  can be decoded under  $\mathbf{R}$ , i.e.,

$$\sum_{k=1}^K W_k = (Y_1, \dots, Y_K)\mathbf{R}. \quad (26)$$

**Task 2: Key generation.** The individual key generation matrix  $\mathbf{H}$  in (22) and the coefficients  $\{\lambda_{k,i}\}_{k \in [K], i \in \mathcal{B}_k}$  should be chosen such that the keys in (23) cancel out under  $\mathbf{R}$  during aggregation, which is a necessary condition for correct recovery of the input sum. In particular, plugging (23) into (24), we have

$$Y_i = \underbrace{\sum_{k \in \mathcal{U}_i} \sum_{j=1}^B \alpha_{k,i}^{(j)} W_k^{(j)}}_{\triangleq W_i^Y} + \underbrace{\sum_{k \in \mathcal{U}_i} \lambda_{k,i} \mathbf{h}_k Z_{\Sigma}^T}_{\triangleq Z_i^Y}, \quad i \in [K] \quad (27)$$

where  $W_i^Y$  and  $Z_i^Y$  denote respectively the input and key component in  $Y_i$ .

For Task 1, we design the coefficients drawing inspiration from the communication-efficient gradient coding (GC) scheme by Ye & Abbe [46]. Without the security constraints, we observe that there exists an equivalence in terms of input sum recovery between the no-straggler GC with storage capacity  $B$  and the considered HSA problem with association number  $B$ . More specifically, the  $i^{\text{th}}$  relay can be viewed as a computing node/worker in GC which stores  $B$  datasets  $\{W_k\}_{k \in \mathcal{U}_i}$ . Therefore, minimizing the relay-to-server communication rate  $R_Y$  is the same as minimizing the communication rate in GC.

Our major contribution of our work lies in the design of  $\mathbf{H}$  and the coefficients  $\{\lambda_{k,i}\}_{k \in [K], i \in \mathcal{B}_k}$  in Task 2, which ensures both cancellation of the keys during aggregation for input sum recovery, and the server and relay security. Specifically, given the optimal source key  $Z_{\Sigma}$  which consists of  $L_{Z_{\Sigma}}^* = \max\{B, K - B\}$  i.i.d. symbols, we choose  $\mathbf{H}$  as an  $(K, \max\{B, K - B\})$ -Maximal Distance Separable (MDS) matrix so that any subset of  $L_{Z_{\Sigma}}^*$  individual keys are mutually independent.  $L_{Z_{\Sigma}}^* \geq B$  ensures that each of the  $B$  user-to-relay messages received by any relay is protected by an independent individual key, so that the relay infers nothing about the input symbols encoded in these messages (relay security). When  $B \leq K/2$ , besides relay security,  $L_{Z_{\Sigma}}^* = K - B \geq B$  independent source key symbols are needed to ensure server security. That is, to recover the  $L = B$  symbols of the input sum while not leaking anything else to the server, at least  $\sum_{k=1}^K H(Y_k) - H(\sum_{k=1}^K W_k) = K - B$  independent key symbols are needed. We propose two specific constructions of the keys and coefficients depending on whether  $B \geq K/2$ .

A detailed description of the message and key designs is presented in the following two subsections.

**1) Input Coefficient Design for Task 1:** We follow the design of Ye & Abbe [46]. Security is achieved through the proposed security key design in the following section. In particular, let  $\theta_1, \dots, \theta_K$  be  $K$  distinct numbers from  $\mathbb{F}_q$ . We define a polynomial  $p_k(x)$  of degree  $K - B$  to indicate the user-relay association:

$$p_k(x) \triangleq \prod_{i \in [K] \setminus \mathcal{U}_k} (x - \theta_i) \quad (28)$$

where each  $\theta_i$  is associated with relay  $i$ , and each  $p_k$  is associated with input  $W_k$  (or user  $k$ ). Note that  $p_k(\theta_j) \neq 0$  if  $j \in \mathcal{U}_k$ , meaning relay  $j$  has access to input  $W_k$  (i.e., user  $k$  is associated with relay  $j$ );  $p_k(\theta_j) = 0$  if  $j \in [K] \setminus \mathcal{U}_k$ , meaning relay  $j$  does not have access to  $W_k$  (i.e., user  $k$  is not associated with relay  $j$ ). By (28), we can see that each relay  $i$  has access to the inputs  $\{W_k\}_{k \in \mathcal{U}_i}$ , or equivalently, each input  $W_k$  is accessible by relays in  $\mathcal{B}_k$ .

Based on  $p_k(x)$ , we further generate  $B$  polynomials  $p_k^{(1)}(x), \dots, p_k^{(B)}(x)$  recursively:

$$\begin{aligned} p_k^{(1)}(x) &= p_k(x), \\ p_k^{(b)}(x) &= x p_k^{(b-1)}(x) - p_{k, K-B-1}^{(b-1)} p_k^{(1)}(x), b \in [2 : B] \end{aligned} \quad (29)$$

where  $\{p_{k,j}^{(b)}\}_{j=0}^{K-1}$  denote the coefficients of  $p_k^{(b)}(x)$ , i.e.,  $p_k^{(b)}(x) = \sum_{j=0}^{K-B-1} p_{k,j}^{(b)} x^j$ . It can be seen that  $p_k(x)$  divides every  $p_k^{(b)}(x)$ ,  $b \in [B]$  so that the association-indicating property of  $p_k(x)$  is still preserved in these recursively generated polynomials, i.e.,  $p_k^{(b)}(\theta_j) \neq 0$  if  $j \in \mathcal{U}_k$ , and  $p_k^{(b)}(\theta_j) = 0$  if  $j \in [K] \setminus \mathcal{U}_k$  for all  $b \in [B]$ .  $p_k^{(b)}(x)$  has a degree of  $K - B + b - 1$  and its leading coefficient is 1, i.e.,

$$\begin{aligned} p_{k, K-B+b-1}^{(b)} &= 1, \forall b \in [B] \\ p_{k, K-B+b-1+l}^{(b)} &= 0, \forall l \in [B-b] \end{aligned} \quad (30)$$

It can also be easily verified that  $\forall b \in [B]$ ,

$$p_{k, K-B+b-1-l}^{(b)} = 0, \forall l \in [1 : b-1] \quad (31)$$

We then define a matrix  $\mathbf{B} \in \mathbb{F}_q^{BK \times K}$  whose entries are the coefficients of the polynomials  $\{p_k^{(b)}(x)\}_{k \in [K], b \in [B]}$ , i.e.,

$$\mathbf{B}_{(i-1)B+b,j} = p_{i,j-1}^{(b)}, \forall i \in [K], b \in [B], j \in [K] \quad (32)$$

It can be verified that the last  $B$  columns of  $\mathbf{B}$  is equal to

$$\mathbf{B}_{:, (K-B+1):K} = [\mathbf{I}_B; \mathbf{I}_B; \dots; \mathbf{I}_B] \quad (33)$$

Denote  $\mathbf{w} \triangleq (W_1^{(1)}, \dots, W_1^{(B)}, \dots, W_K^{(1)}, \dots, W_K^{(B)}) \in \mathbb{F}_q^{1 \times BK}$  as the concatenation of the symbols of all inputs. The input component of  $Y_i$  (See (27)) is then given by

$$W_i^Y = \mathbf{w} \mathbf{B} (1, \theta_i, \dots, \theta_i^{K-1})^T, i \in [K] \quad (34)$$

Note that  $W_i^Y$  depends only on the inputs of Relay  $i$ 's associated users. To see this, we can write

$$\mathbf{B} (1, x, \dots, x^{K-1})^T = [p_1^{(1)}(x), \dots, p_1^{(B)}(x), \dots, p_K^{(1)}(x), \dots, p_K^{(B)}(x)]^T$$

so that  $\mathbf{B} \boldsymbol{\theta}_i = [p_1^{(1)}(\theta_i), \dots, p_1^{(B)}(\theta_i), \dots, p_K^{(1)}(\theta_i), \dots, p_K^{(B)}(\theta_i)]^T$ . Due to the specific construction of the recursive polynomials (See (28) and (29)), only the entries  $\{p_k^{(b)}(\theta_i)\}_{k \in \mathcal{U}_i, b \in [B]}$  in  $\mathbf{B} \boldsymbol{\theta}_i$  are nonzero while all others are equal to zero. This means  $W_i^Y = \mathbf{w} \mathbf{B} \boldsymbol{\theta}_i$  depends only on  $\{W_k\}_{k \in \mathcal{U}_i}$ . As a result, the input symbol coefficients  $\{\alpha_{k,i}^{(j)}\}_{k \in [K], i \in \mathcal{B}_k, j \in [B]}$  in (27) can be correspondingly determined. Denote  $\boldsymbol{\theta}_k \triangleq (1, \theta_k, \dots, \theta_k^{K-1})^T, k \in [K]$  and

$$\boldsymbol{\Theta} \triangleq [\boldsymbol{\theta}_1, \dots, \boldsymbol{\theta}_K], \quad (35)$$

then the input components of the relay-to-server messages can be written as

$$(W_1^Y, \dots, W_K^Y) = \mathbf{w} \mathbf{B} \boldsymbol{\Theta}. \quad (36)$$

According to [46], the decoding process of the input sum is as follows. Let the column vectors  $\mathbf{e}_1, \dots, \mathbf{e}_K$  be the standard basis of  $\mathbb{F}_q^K$ , i.e., all the coordinates of  $\mathbf{e}_i$  are 0 except the  $i^{\text{th}}$  coordinate which is 1. By (33), we have

$$\mathbf{w} \mathbf{B} \mathbf{e}_{K-B+i} = \sum_{k=1}^K W_k^{(i)}, i \in [B] \quad (37)$$

Because  $\boldsymbol{\Theta}$  invertible (since it is a Vandermonde matrix with distinct elements), the server can calculate every  $\mathbf{w} \mathbf{B} \mathbf{e}_{K-B+i}$  by applying the linear transform

$$\mathbf{r}_i = \boldsymbol{\Theta}^{-1} \mathbf{e}_{K-B+i} \quad (38)$$

to the messages  $\{Y_i\}_{i \in [B]}$ . In particular, the server obtains

$$((Y_1, \dots, Y_K) \mathbf{r}_i)_{i=1}^B = ((Y_1, \dots, Y_K) \mathbf{\Theta}^{-1} \mathbf{e}_{K-B+i})_{i=1}^B \quad (39a)$$

$$\stackrel{(27)}{=} ((W_1^Y, \dots, W_K^Y) \mathbf{\Theta}^{-1} \mathbf{e}_{K-B+i})_{i=1}^B + ((Z_1^Y, \dots, Z_K^Y) \mathbf{\Theta}^{-1} \mathbf{e}_{K-B+i})_{i=1}^B \quad (39b)$$

$$\stackrel{(37)}{=} (\mathbf{w} \mathbf{B} \mathbf{e}_{K-B+i})_{i=1}^B \quad (39c)$$

$$= \left( \sum_{k=1}^K W_k^{(i)} \right)_{i=1}^B = \sum_{k=1}^K W_k. \quad (39d)$$

Therefore, the server correctly recovers the input sum. Note that the above decoding process requires the prefect cancellation of the key components  $\{Z_i^Y\}_{i \in [K]}$  in (39b) under the linear transforms  $\mathbf{r}_1, \dots, \mathbf{r}_B$ , i.e.,

$$(Z_1^Y, \dots, Z_K^Y) \underbrace{[\mathbf{r}_1, \dots, \mathbf{r}_B]}_{\triangleq \mathbf{R}} = \mathbf{0}_{1 \times B}. \quad (40)$$

This condition is guaranteed under the proposed individual key and key component coefficient design presented in the next section.

2) **Individual Key and Coefficient Design for Task 2:** From the analysis in the previous section, to correctly recover the input sum, the individual keys  $Z_1, \dots, Z_K$  and the coefficients in  $\{\lambda_{k,i}\}_{k \in [K], i \in \mathcal{B}_k}$  in (23) must be chosen so that the following two properties hold:

Property 1: The key symbols must cancel out during aggregation as implied by (40).

Property 2: The security constraints (11) and (12) are satisfied.

Regarding Property 1, by (27), we have  $Z_i^Y = \sum_{k \in \mathcal{U}_i} \lambda_{k,i} \mathbf{h}_k Z_\Sigma^T$  and

$$(Z_1^Y, \dots, Z_K^Y)^T = \mathbf{\Lambda}^T \mathbf{H} Z_\Sigma^T \quad (41)$$

where

$$\mathbf{\Lambda} \triangleq \begin{bmatrix} \lambda_{1,1} & \lambda_{1,2} & \cdots & \lambda_{1,B} & 0 & 0 & \cdots & 0 & 0 \\ 0 & \lambda_{2,2} & \lambda_{2,3} & \cdots & \lambda_{2,B+1} & 0 & \cdots & 0 & 0 \\ \vdots & \vdots & \vdots & \ddots & \vdots & \vdots & \vdots & \vdots & \vdots \\ \lambda_{K,1} & \lambda_{K,2} & \cdots & \lambda_{K,B-1} & 0 & 0 & \cdots & 0 & \lambda_{K,K} \end{bmatrix} \in \mathbb{F}_q^{K \times K} \quad (42)$$

denotes the key coefficient matrix. Therefore, (40) can be written as

$$Z_\Sigma \mathbf{H}^T \mathbf{\Lambda} \mathbf{R} = \mathbf{0}_{1 \times B} \quad (43)$$

Since the source key  $Z_\Sigma = (N_1, \dots, N_{L_{Z_\Sigma}^*})$  contains i.i.d. uniform random variables from  $\mathbb{F}_q$  and (43) holds true for every possible realization of  $Z_\Sigma$ , it must hold that

$$\mathbf{H}^T \mathbf{\Lambda} \mathbf{R} = \mathbf{0}_{L_{Z_\Sigma}^* \times B}, \quad (44)$$

or equivalently,

$$\mathbf{R}^T \mathbf{\Lambda}^T \mathbf{H} = \mathbf{0}_{B \times L_{Z_\Sigma}^*}. \quad (45)$$

(45) implies that the key coefficient matrix  $\mathbf{\Lambda}$  and the individual key encoding matrix  $\mathbf{H}$  must be designed so that the column span of  $\mathbf{\Lambda}^T \mathbf{H}$  lies in the null space of  $\mathbf{R}^T$ .

Regarding Property 2, relay security is achieved by enforcing mutual independence of the key symbols  $\{Z_k\}_{k \in \mathcal{U}_i}$  contained in the messages received by each relay  $i$ . In this way, the input symbols contained in the messages  $\{X_{k,i}\}_{k \in \mathcal{U}_i}$  are protected so that the relay infers nothing about the inputs  $W_{1:K}$ . Note that  $\lambda_{k,i}$  must not be zero; otherwise, the input symbols contained in  $X_{k,i}$  would be exposed to relay  $i$ , violating the relay security constraint. *Choosing  $\mathbf{H}$  as a  $(K, L_{Z_\Sigma}^*)$ -MDS generator matrix ensures any subset of  $L_{Z_\Sigma}^* \geq B$  individual keys are mutually independent and is thus sufficient for relay security.* Moreover, server security can be achieved as follows. Since

$\text{rank}(\mathbf{R}^T) = B^8$ , the dimension of its null space is equal to  $\dim(\text{Null}(\mathbf{R}^T)) = K - B$ . If we choose  $\mathbf{\Lambda}^T \mathbf{H}$  such that  $\text{rank}(\mathbf{\Lambda}^T \mathbf{H}) = K - B^9$ , then (44) implies that the columns of  $\mathbf{R}$  (i.e.,  $\mathbf{r}_1, \dots, \mathbf{r}_B$ ) span the entire null space of  $\mathbf{H}^T \mathbf{\Lambda}$  and any key-canceling linear transform<sup>10</sup>  $\ell \in \mathbb{F}_q^K \setminus \{\mathbf{0}_{K \times 1}\}$  must be a linear combination of  $\mathbf{r}_1, \dots, \mathbf{r}_B$ . In particular, suppose  $\ell = \sum_{i=1}^B \ell_i \mathbf{r}_i$  for some  $\ell_1, \dots, \ell_B \in \mathbb{F}_q$ , then

$$(Y_1, \dots, Y_K)\ell = (W_1^Y, \dots, W_K^Y)\ell + \underbrace{(Z_1^Y, \dots, Z_K^Y)\ell}_{=0} \quad (46)$$

$$= \sum_{i=1}^B \ell_i (W_1^Y, \dots, W_K^Y) \mathbf{r}_i \quad (47)$$

$$\stackrel{(39)}{=} \sum_{i=1}^B \ell_i \sum_{k=1}^K W_k^{(i)} \quad (48)$$

which is a function of the input sum  $\sum_{k=1}^K W_k$ . This means that any key-canceling linear combination of the relay-to-server messages yields no more information beyond the input sum. Therefore, server security is achieved.

In the following, we propose two key designs for the cases of  $2 \leq B \leq K/2$  and  $K/2 < B \leq K-1$  respectively. It is worth mentioning that when  $B = 1$ , the proposed multi-association HSA degenerates to a special case of the single-association HSA problem studied in [37] where each relay is associated with one user and the optimal rates are given by  $R_X^* = R_Y^* = R_Z^* = 1$  and  $R_{Z_\Sigma}^* = K - 1$ .

**Key generation** for  $B \in [2 : K/2]$ . In this case,  $R_{Z_\Sigma}^* = K/B - 1$  and  $L_{Z_\Sigma}^* = K - B$ . We first define some necessary notations. Let  $\boldsymbol{\theta}^i \triangleq (\theta_1^{i-1}, \theta_2^{i-1}, \dots, \theta_K^{i-1})$ ,  $i \in [K]$ . Then (35) can also be written as

$$\boldsymbol{\Theta} = [\boldsymbol{\theta}^1; \boldsymbol{\theta}^2; \dots; \boldsymbol{\theta}^K]. \quad (49)$$

Writing  $\boldsymbol{\Theta}^{-1}$  as  $\boldsymbol{\Theta}^{-1} \triangleq [\hat{\boldsymbol{\theta}}_1, \dots, \hat{\boldsymbol{\theta}}_K]$ , then  $\boldsymbol{\Theta} \boldsymbol{\Theta}^{-1} = \mathbf{I}_K$  implies

$$\boldsymbol{\theta}^i \hat{\boldsymbol{\theta}}_j = \begin{cases} 1, & \text{if } i = j \\ 0, & \text{if } i \neq j \end{cases} \quad (50)$$

Recall that  $\mathbf{R} = [\mathbf{r}_1, \dots, \mathbf{r}_B]$  where  $\mathbf{r}_i = \hat{\boldsymbol{\theta}}_{K-B+i}$ ,  $i \in [B]$ , i.e.,  $\mathbf{R}$  consists of the last  $B$  columns of  $\boldsymbol{\Theta}^{-1}$ . We choose  $\mathbf{\Lambda}$  and  $\mathbf{H}$  such that

$$\mathbf{\Lambda}^T \mathbf{H} = \underbrace{[(\boldsymbol{\theta}^1)^T, (\boldsymbol{\theta}^2)^T, \dots, (\boldsymbol{\theta}^{K-B})^T]}_{\triangleq \mathbf{Q}} \in \mathbb{F}_q^{K \times (K-B)} \quad (51)$$

where  $\mathbf{Q}$  is a Vandermonde matrix (with distinct elements  $\theta_1, \dots, \theta_K$ ) so that every  $(K-B) \times (K-B)$  submatrix of  $\mathbf{Q}$  has full rank. We then let  $\mathbf{\Lambda}$  be chosen as a diagonally dominant circulant matrix, which is always invertible [48], in the form of

$$\mathbf{\Lambda} = \begin{bmatrix} a_1 & a_2 & a_3 & \cdots & a_K \\ a_K & a_1 & a_2 & \cdots & a_{K-1} \\ a_{K-1} & a_K & a_1 & \cdots & a_{K-2} \\ \vdots & \vdots & \vdots & \ddots & \vdots \\ a_2 & a_3 & a_4 & \cdots & a_1 \end{bmatrix} \quad (52)$$

where  $a_i \neq 0, \forall i \in [B], a_i = 0, \forall i > B$  and  $a_1 > \sum_{i=2}^B a_i$ . The individual key generation matrix  $\mathbf{H}$  can then be computed as

$$\mathbf{H} = (\mathbf{\Lambda}^T)^{-1} \mathbf{Q} \quad (53)$$

<sup>8</sup>It can be seen from (38) that  $\mathbf{R}$  consists of the last  $B$  columns of  $\boldsymbol{\Theta}^{-1}$ , so  $\text{rank}(\mathbf{R}^T) = \text{rank}(\mathbf{R}) = B$ .

<sup>9</sup>Note that this is possible because  $\mathbf{\Lambda}^T \mathbf{H}$  contains  $L_{Z_\Sigma}^* = \max\{B, K - B\} \geq K - B$  columns.

<sup>10</sup>Specifically, 'key-canceling' refers to the property of  $\ell$  that, when applied to the messages  $Y_1, \dots, Y_K$ , the key components  $Z_1^Y, \dots, Z_K^Y$  cancel out and  $(Y_1, \dots, Y_K)\ell$  is only a function of the inputs  $W_1, \dots, W_K$ , i.e.,  $(Z_1^Y, \dots, Z_K^Y)\ell = 0$ .

Intuitively, we can guarantee that any  $(K-B) \times (K-B)$  submatrix of  $\mathbf{H}$  has full rank if  $\mathbf{H}$  resembles  $\mathbf{Q}$  (which is a  $(K, K-B)$ -MDS generator matrix). More specifically, let  $\mathbf{H} = [\mathbf{h}_1; \dots; \mathbf{h}_K]$ ,  $\mathbf{Q} = [\mathbf{q}_1; \dots; \mathbf{q}_K]$ . For any fixed  $a_2, \dots, a_B$ , if  $a_1$  is chosen sufficiently large, we will have

$$\mathbf{h}_i = a_1 \mathbf{q}_i + \sum_{j=1}^{B-1} a_{j+1} \mathbf{q}_{\text{mod}(i+j-1, K)+1} \approx a_1 \mathbf{q}_i \quad (54)$$

where  $\text{mod}(x, y)$  denotes the remainder of  $x$  modulo  $y$ . (54) implies  $\mathbf{h}_i$  can be arbitrarily close  $\mathbf{q}_i$ ,  $\forall i \in [K]$  despite a scaling of  $a_1$ . Hence, the MDS property of  $\mathbf{Q}$  can be translated to  $\mathbf{H}$  if  $a_1$  is sufficiently large.

Next, we show that the above design satisfies the key cancellation condition (45), i.e.,  $\mathbf{R}^T \mathbf{\Lambda}^T \mathbf{H} = \mathbf{0}_{B \times (K-B)}$ . Recall that the decoding linear transform matrix  $\mathbf{R}$  consists of the last  $B$  columns of  $\mathbf{\Theta}^{-1}$ , i.e.,  $\mathbf{R} = [\hat{\boldsymbol{\theta}}_{K-B+1}, \dots, \hat{\boldsymbol{\theta}}_K]$ . Plugging in (51) and due to (50), we have

$$\begin{aligned} \mathbf{R}^T \mathbf{\Lambda}^T \mathbf{H} &= [\hat{\boldsymbol{\theta}}_{K-B+1}, \dots, \hat{\boldsymbol{\theta}}_K]^T [(\boldsymbol{\theta}^1)^T, (\boldsymbol{\theta}^2)^T, \dots, (\boldsymbol{\theta}^{K-B})^T] \\ &= \begin{bmatrix} \boldsymbol{\theta}^1 \hat{\boldsymbol{\theta}}_{K-B+1} & \boldsymbol{\theta}^2 \hat{\boldsymbol{\theta}}_{K-B+1} & \dots & \boldsymbol{\theta}^{K-B} \hat{\boldsymbol{\theta}}_{K-B+1} \\ \boldsymbol{\theta}^1 \hat{\boldsymbol{\theta}}_{K-B+2} & \boldsymbol{\theta}^2 \hat{\boldsymbol{\theta}}_{K-B+2} & \dots & \boldsymbol{\theta}^{K-B} \hat{\boldsymbol{\theta}}_{K-B+2} \\ \vdots & \vdots & \ddots & \vdots \\ \boldsymbol{\theta}^1 \hat{\boldsymbol{\theta}}_K & \boldsymbol{\theta}^2 \hat{\boldsymbol{\theta}}_K & \dots & \boldsymbol{\theta}^{K-B} \hat{\boldsymbol{\theta}}_K \end{bmatrix} = \mathbf{0}_{B \times (K-B)}. \end{aligned} \quad (55)$$

**Key generation for  $B \in [K/2 : K-1]$ .** In this case, we have  $R_{Z_\Sigma}^* = B$ ,  $L_{Z_\Sigma}^* = B$ .  $\mathbf{H}$  is chosen as

$$\mathbf{H} = [(\boldsymbol{\theta}^1)^T, (\boldsymbol{\theta}^2)^T, \dots, (\boldsymbol{\theta}^B)^T] \in \mathbb{F}_q^{K \times B} \quad (56)$$

where recall that  $\boldsymbol{\theta}^i = (\theta_1^{i-1}, \theta_2^{i-1}, \dots, \theta_K^{i-1})$ ,  $i \in [K]$ . It can be seen that every  $B \times B$  submatrix of  $\mathbf{H}$  has full rank because  $\mathbf{H}$  is a Vandermonde matrix with distinct elements  $\theta_1, \dots, \theta_B$ . Consider the key coefficient  $\{\lambda_{i,k}\}_{i \in \mathcal{U}_k}$  design for relay  $k \in [K]$ . Suppose  $\mathcal{U}_k = \{i_1, \dots, i_B\}$  where  $i_1 < i_2 < \dots < i_B$  (Refer to (3)). Denote

$$\boldsymbol{\Theta}_{\mathcal{U}_k} \triangleq \begin{bmatrix} 1 & \theta_{i_1} & \dots & \theta_{i_1}^{B-1} \\ 1 & \theta_{i_2} & \dots & \theta_{i_2}^{B-1} \\ \vdots & \vdots & \ddots & \vdots \\ 1 & \theta_{i_B} & \dots & \theta_{i_B}^{B-1} \end{bmatrix} \in \mathbb{F}_q^{B \times B} \quad (57)$$

which is a  $B \times B$  submatrix corresponding to the  $i_1^{\text{th}}, \dots, i_B^{\text{th}}$  rows of  $\mathbf{H}$  defined in (56). Note that  $\text{rank}(\boldsymbol{\Theta}_{\mathcal{U}_k}) = B$ . Denote  $\boldsymbol{\lambda}_{\mathcal{U}_k} \triangleq (\lambda_{i_1,k}, \dots, \lambda_{i_B,k})$  as the key coefficient vector for relay  $k \in [K]$ . We let

$$\boldsymbol{\lambda}_{\mathcal{U}_k} \boldsymbol{\Theta}_{\mathcal{U}_k} = \left( \beta, \theta_k, \theta_k^2, \dots, \theta_k^{K-B-1}, \mathbf{0}_{1 \times (2B-K)} \right) \quad (58)$$

where  $\beta > 0$  is a parameter to be designed. Since  $\boldsymbol{\Theta}_{\mathcal{U}_k}$  has full rank, the key coefficients can be solved as

$$\boldsymbol{\lambda}_{\mathcal{U}_k} = \left( \beta, \theta_k, \theta_k^2, \dots, \theta_k^{K-B-1}, \mathbf{0}_{1 \times (2B-K)} \right) \boldsymbol{\Theta}_{\mathcal{U}_k}^{-1}. \quad (59)$$

Denoting  $\boldsymbol{\Theta}_{\mathcal{U}_k}^{-1} \triangleq [\tilde{\boldsymbol{\theta}}_1; \dots; \tilde{\boldsymbol{\theta}}_B]$  and letting  $\beta$  be chosen sufficiently large so that

$$\boldsymbol{\lambda}_{\mathcal{U}_k} = \beta \tilde{\boldsymbol{\theta}}_1 + \sum_{i=2}^{K-B} \theta_k^{i-1} \tilde{\boldsymbol{\theta}}_i \approx \beta \tilde{\boldsymbol{\theta}}_1. \quad (60)$$

In particular, denote  $\tilde{\boldsymbol{\theta}}_i \triangleq (\tilde{\theta}_{ij})_{j=1}^B$ ,  $i \in [K]$ . Then  $\beta > \frac{1}{\min_{j \in [B]} |\tilde{\theta}_{1j}|} \sum_{i=2}^{K-B} \theta_k^{i-1} \max_{j \in [B]} |\tilde{\theta}_{ij}|$  suffices to guarantee that  $\boldsymbol{\lambda}_{\mathcal{U}_k}$  contains no zero entries. It is known that the inverse (generalized) Vandermonde matrix  $\boldsymbol{\Theta}_{\mathcal{U}_k}^{-1}$  contains no zero entries [49], which implies that all entries of  $\boldsymbol{\lambda}_{\mathcal{U}_k}$  are nonzero because the first row  $\tilde{\boldsymbol{\theta}}_1$  of  $\boldsymbol{\Theta}_{\mathcal{U}_k}^{-1}$  contains only nonzero entries. The above coefficient design process can be performed independently for every relay to obtain all

the nonzero key coefficients  $\{\lambda_{\mathcal{U}_k}\}_{k \in [K]}$  (and  $\mathbf{\Lambda}$ ). We have

$$\mathbf{\Lambda}^T \mathbf{H} = \begin{bmatrix} \lambda_{\mathcal{U}_1} \boldsymbol{\Theta}_{\mathcal{U}_1} \\ \lambda_{\mathcal{U}_2} \boldsymbol{\Theta}_{\mathcal{U}_2} \\ \vdots \\ \lambda_{\mathcal{U}_K} \boldsymbol{\Theta}_{\mathcal{U}_K} \end{bmatrix} = \begin{bmatrix} \beta & \theta_1 & \dots & \theta_1^{K-B-1} & \mathbf{0}_{1 \times (2B-K)} \\ \beta & \theta_2 & \dots & \theta_2^{K-B-1} & \mathbf{0}_{1 \times (2B-K)} \\ \vdots & \vdots & \ddots & \vdots & \vdots \\ \beta & \theta_K & \dots & \theta_K^{K-B-1} & \mathbf{0}_{1 \times (2B-K)} \end{bmatrix} = [\beta(\boldsymbol{\theta}^1)^T, (\boldsymbol{\theta}^2)^T, \dots, (\boldsymbol{\theta}^{K-B})^T, \mathbf{0}_{K \times (2B-K)}] \quad (61)$$

where  $\boldsymbol{\theta}^i \triangleq (\theta_1^{i-1}, \dots, \theta_K^{i-1})$ ,  $i \in [K]$ . Since the submatrix containing the first  $K - B$  columns of  $\mathbf{\Lambda}^T \mathbf{H}$  is a Vandermonde matrix (despite the first column is scaled by  $\beta$ ), we have  $\text{rank}(\mathbf{\Lambda}^T \mathbf{H}) = K - B$ .

Next, we show that the above design satisfies the key cancellation condition (45), i.e.,  $\mathbf{R}^T \mathbf{\Lambda}^T \mathbf{H} = \mathbf{0}_{B \times B}$ . Recall that the decoding linear transform matrix  $\mathbf{R}$  consists of the last  $B$  columns of  $\boldsymbol{\Theta}^{-1}$ , i.e.,  $\mathbf{R} = [\hat{\boldsymbol{\theta}}_{K-B+1}, \dots, \hat{\boldsymbol{\theta}}_K]$ . By (50), we have

$$\begin{aligned} \mathbf{R}^T \mathbf{\Lambda}^T \mathbf{H} &= [\hat{\boldsymbol{\theta}}_{K-B+1}, \dots, \hat{\boldsymbol{\theta}}_K]^T [\beta(\boldsymbol{\theta}^1)^T, (\boldsymbol{\theta}^2)^T, \dots, (\boldsymbol{\theta}^{K-B})^T, \mathbf{0}_{K \times (2B-K)}] \\ &= \begin{bmatrix} \beta \boldsymbol{\theta}^1 \hat{\boldsymbol{\theta}}_{K-B+1} & \boldsymbol{\theta}^2 \hat{\boldsymbol{\theta}}_{K-B+1} & \dots & \boldsymbol{\theta}^{K-B} \hat{\boldsymbol{\theta}}_{K-B+1} & \mathbf{0}_{1 \times (2B-K)} \\ \beta \boldsymbol{\theta}^1 \hat{\boldsymbol{\theta}}_{K-B+2} & \boldsymbol{\theta}^2 \hat{\boldsymbol{\theta}}_{K-B+2} & \dots & \boldsymbol{\theta}^{K-B} \hat{\boldsymbol{\theta}}_{K-B+2} & \mathbf{0}_{1 \times (2B-K)} \\ \vdots & \vdots & \ddots & \vdots & \vdots \\ \beta \boldsymbol{\theta}^1 \hat{\boldsymbol{\theta}}_K & \boldsymbol{\theta}^2 \hat{\boldsymbol{\theta}}_K & \dots & \boldsymbol{\theta}^{K-B} \hat{\boldsymbol{\theta}}_K & \mathbf{0}_{1 \times (2B-K)} \end{bmatrix} = \mathbf{0}_{B \times B}. \end{aligned} \quad (62)$$

In the following, we prove that the proposed two designs satisfy the relay and server security constraints (12) and (11).

*Proof of relay security.* Relay security is rather straightforward due to the MDS property of  $\mathbf{H}$ . In particular, by the proposed design (See (53), (56)), any  $L_{Z_\Sigma}^* = \max\{B, K - B\} \geq B$  rows of  $\mathbf{H}$  are linearly independent, which ensures that any set of  $B$  individual keys are mutually independent. Therefore, for each relay  $i$ , each of the  $B$  user-to-relay messages  $\{X_{k,i}\}_{k \in \mathcal{U}_i}$  (See (23)) is protected by an independent key symbol so that relay  $i$  obtains no information about the input symbols. More rigorously, for relay  $i$ , we have

$$I(\{X_{k,i}\}_{k \in \mathcal{U}_i}; W_{1:K}) = H(\{X_{k,i}\}_{k \in \mathcal{U}_i}) - H(\{X_{k,i}\}_{k \in \mathcal{U}_i} | W_{1:K}) \quad (63a)$$

$$= H(\{X_{k,i}\}_{k \in \mathcal{U}_i}) - H(\{\lambda_{k,i} Z_k\}_{k \in \mathcal{U}_i}) \quad (63b)$$

$$\stackrel{(53), (56)}{=} H(\{X_{k,i}\}_{k \in \mathcal{U}_i}) - B \quad (63c)$$

$$\leq \sum_{k \in \mathcal{U}_i} H(X_{k,i}) - B \leq 0 \quad (63d)$$

where the last step is because each  $X_{k,i}$  contains one symbol and uniform distribution maximizes the entropy. Since mutual information is non-negative, we conclude  $I(\{X_{k,i}\}_{k \in \mathcal{U}_i}; W_{1:K}) = 0$ , proving relay security.

*Proof of server security.* By (41), the key components contained in the relay-to-server messages are

$$(Z_1^Y, \dots, Z_K^Y) = Z_\Sigma \mathbf{H}^T \mathbf{\Lambda} \quad (64)$$

where each  $Y_i = W_i^Y + Z_i^Y$  (See (27)) is protected by a key symbol  $Z_i^Y = \sum_{k \in \mathcal{U}_i} Z_k = (\sum_{k \in \mathcal{U}_i} \lambda_{k,i} \mathbf{h}_k) Z_\Sigma^T$ . Note that  $Z_i^Y \neq 0$  because  $\sum_{k \in \mathcal{U}_i} \lambda_{k,i} \mathbf{h}_k \neq \mathbf{0}_{1 \times L_{Z_\Sigma}^*}$  ( $\lambda_{k,i} \neq 0, \forall k, i$ ) due to the MDS property of the designed  $\mathbf{H}$ . Therefore, each  $Y_i$  is fully protected by  $Z_i^Y$ . By the joint design of  $\mathbf{\Lambda}$  and  $\mathbf{H}$ , we know that  $\text{rank}(\mathbf{H}^T \mathbf{\Lambda}) = K - B$  for any  $B \in [2 : K - 1]$  according to (51) and (61). Since the decoding linear transform matrix  $\mathbf{R} = [\mathbf{r}_1, \dots, \mathbf{r}_B]$  has rank  $B$ , under the key cancellation condition  $\mathbf{H}^T \mathbf{\Lambda} \mathbf{R} = \mathbf{0}_{L_{Z_\Sigma}^* \times B}$  (Refer to (44)),  $\text{rank}(\mathbf{H}^T \mathbf{\Lambda}) = K - B$  implies that the column span of  $\mathbf{R}$  is the same as the null space of  $\mathbf{H}^T \mathbf{\Lambda}$ . This property ensures that any nonzero linear transform  $\boldsymbol{\ell} \in \mathbb{F}_q^K$ , which is able to cancel out the key symbols when applied to  $Y_{1:K}$ , i.e.,  $\mathbf{H}^T \mathbf{\Lambda} \boldsymbol{\ell} = \mathbf{0}_{L_{Z_\Sigma}^* \times 1}$ , must lie in the column span of  $\mathbf{R}$ . Since each column of  $\mathbf{R}$  is able to recover the sum of a unique symbol of all inputs, i.e.,  $(Y_1, \dots, Y_K) \mathbf{r}_i = \sum_{k=1}^K W_k^{(i)}, i \in [B]$  as shown in (39),  $(Y_1, \dots, Y_K) \boldsymbol{\ell}$  is therefore a function of

$\{\sum_{k=1}^K W_k^{(i)}\}_{i \in [B]}$ . This means the server is unable to recover anything about  $W_{1:K}$  beyond the desired input sum  $\sum_{k=1}^K W_k$ , which ensures server security. More rigorously,

$$I\left(Y_{1:K}; W_{1:K} \middle| \sum_{k=1}^K W_k\right) = H\left(Y_{1:K} \middle| \sum_{k=1}^K W_k\right) - H(Y_{1:K} | W_{1:K}) \quad (65a)$$

$$\stackrel{(27)}{=} H\left(Y_{1:K} \middle| \sum_{k=1}^K W_k\right) - H(\{Z_k^Y\}_{k \in [K]} | W_{1:K}) \quad (65b)$$

$$\stackrel{(7)}{=} H\left(Y_{1:K} \middle| \sum_{k=1}^K W_k\right) - H(\{Z_k^Y\}_{k \in [K]}) \quad (65c)$$

$$\stackrel{(64)}{=} H\left(Y_{1:K} \middle| \sum_{k=1}^K W_k\right) - H(Z_\Sigma \mathbf{H}^T \mathbf{A}) \quad (65d)$$

$$\stackrel{(51), (61)}{=} H\left(Y_{1:K} \middle| \sum_{k=1}^K W_k\right) - (K - B) \quad (65e)$$

$$= H\left(Y_{1:K}, \sum_{k=1}^K W_k\right) - H\left(\sum_{k=1}^K W_k\right) - (K - B) \quad (65f)$$

$$\stackrel{(10)}{=} H(Y_{1:K}) - B - (K - B) \quad (65g)$$

$$\leq \sum_{k=1}^K H(Y_k) - B - (K - B) \quad (65h)$$

$$\leq K - B - (K - B) = 0 \quad (65i)$$

where the last step is because each  $Y_k$  contains one symbol and uniform distribution maximizes the entropy. Since mutual information is non-negative, we conclude  $I(Y_{1:K}; W_{1:K} | \sum_{k=1}^K W_k) = 0$ , proving server security.

### B. Scheme for $B = K$

We notice that the scheme for the cases of  $B \in [K - 1]$  described in the previous section cannot be generalized to the case of  $B = K$  to achieve  $R_X = 1, R_Y = 1/(K - 1), R_Z = 1/K$  and  $R_{Z_\Sigma} = 1^{11}$  simultaneously. However, we can apply the scheme for  $B = K - 1$  by disabling the last outgoing link from each user. This scheme gives an achievable rate tuple of  $(1, 1/(K - 1), 1/(K - 1), 1)$ . Compared with the converse bounds  $R_X \geq 1, R_Y \geq 1/(K - 1), R_Z \geq 1/K$  and  $R_{Z_\Sigma} \geq 1$  derived in Section VI, we see that the communication and source key rates reach their minimum, while the individual key rate is at most  $K/(K - 1) \leq 2$  times from its optima. This means that we only experience a constant-factor loss in the individual key rate by directly applying the existing scheme for  $B = K - 1$ . In Section VII-A, we provide an insightful discussion on the impossibility of  $R_Z = 1/2$  using the example of  $B = K = 2$ . It is conjectured that when  $B = K, \forall K \geq 3$ , the rate tuple  $(1, 1/(K - 1), 1/K, 1)$  is *not* achievable. We leave the proof of this conjecture and the derivation of the optimal solution for  $B = K$  as future work.

## VI. CONVERSE: LOWER BOUNDS ON COMMUNICATION AND KEY RATES

In this section, we present the converse proof of Theorem 1 which establishes the optimality of the proposed scheme.

*Lemma 1: For every user  $i \in [K]$ , it holds that*

$$H(\{X_{k,i}\}_{i \in \mathcal{B}_k} | \{W_{k'}, Z_{k'}\}_{k' \in [K] \setminus \{k\}}) \geq L, \quad (66)$$

$$H(\{Y_i\}_{i \in \mathcal{B}_k} | \{W_{k'}, Z_{k'}\}_{k' \in [K] \setminus \{k\}}) \geq L. \quad (67)$$

<sup>11</sup>Note that when  $B = K$ ,  $\max\{1, K/B - 1\} = 1$ .

*Proof:* Lemma 1 is derived from a simple cut-set bound: for the server to recover  $\sum_{k=1}^K W_k$ , each  $W_k$  must propagate through the corresponding user-to-relay links  $\{(k, i)\}_{i \in \mathcal{B}_k}$  and the relay-to-server links  $\{(i, \text{server})\}_{i \in \mathcal{B}_k}$ . Hence, a cut between user  $k$  and its associated relays  $\mathcal{B}_k$  yields (66), and the cut between the relays  $\mathcal{B}_k$  and the server yields (67). More specifically,

$$\begin{aligned} & H\left(\{X_{k,i}\}_{i \in \mathcal{B}_k} \mid \{W_{k'}, Z_{k'}\}_{k' \in [K] \setminus \{k\}}\right) \\ & \geq I\left(\{X_{k,i}\}_{i \in \mathcal{B}_k}; \sum_{i=1}^K W_i \mid \{W_{k'}, Z_{k'}\}_{k' \in [K] \setminus \{k\}}\right) \end{aligned} \quad (68a)$$

$$= H\left(\sum_{i=1}^K W_i \mid \{W_{k'}, Z_{k'}\}_{k' \in [K] \setminus \{k\}}\right) - H\left(\sum_{i=1}^K W_i \mid \{W_{k'}, Z_{k'}\}_{k' \in [K] \setminus \{k\}}, \{X_{k,i}\}_{i \in \mathcal{B}_k}\right) \quad (68b)$$

$$\stackrel{(2),(8)}{=} H(W_k) - H\left(\sum_{i=1}^K W_i \mid \{W_{k'}, Z_{k'}\}_{k' \in [K] \setminus \{k\}}, \{X_{k',i}\}_{k' \in [K] \setminus \{k\}, i \in \mathcal{B}_{k'}}, \{X_{k,i}\}_{i \in \mathcal{B}_k}\right) \quad (68c)$$

$$\geq H(W_k) - H\left(\sum_{i=1}^K W_i \mid \{X_{k',i}\}_{k' \in [K], i \in \mathcal{B}_k}\right) \quad (68d)$$

$$\stackrel{(9)}{=} H(W_k) - H\left(\sum_{i=1}^K W_i \mid \{X_{k',i}\}_{k' \in [K], i \in \mathcal{B}_k}, \{Y_i\}_{i \in [K]}\right) \quad (68e)$$

$$\geq H(W_k) - \underbrace{H\left(\sum_{i=1}^K W_i \mid \{Y_i\}_{i \in [K]}\right)}_{\stackrel{(10)}{=} 0} \quad (68f)$$

$$= H(W_k) = L \quad (68g)$$

where (68c) is due to  $\{W_{k'}, Z_{k'}\}_{k' \in [K] \setminus \{k\}} \Rightarrow \{X_{k',i}\}_{k' \in [K] \setminus \{k\}, i \in \mathcal{B}_{k'}}$  and (68e) is due to  $\{X_{k',i}\}_{k' \in [K], i \in \mathcal{B}_k} \Rightarrow \{Y_i\}_{i \in [K]}$  by the communication protocols (8), (9).

Similarly, we have

$$\begin{aligned} & H\left(\{Y_i\}_{i \in \mathcal{B}_k} \mid \{W_{k'}, Z_{k'}\}_{k' \in [K] \setminus \{k\}}\right) \\ & \geq I\left(\{Y_i\}_{i \in \mathcal{B}_k}; \sum_{i=1}^K W_i \mid \{W_{k'}, Z_{k'}\}_{k' \in [K] \setminus \{k\}}\right) \end{aligned} \quad (69a)$$

$$= H\left(\sum_{i=1}^K W_i \mid \{W_{k'}, Z_{k'}\}_{k' \in [K] \setminus \{k\}}\right) - H\left(\sum_{i=1}^K W_i \mid \{W_{k'}, Z_{k'}\}_{k' \in [K] \setminus \{k\}}, \{Y_i\}_{i \in \mathcal{B}_k}\right) \quad (69b)$$

$$\stackrel{(2),(8),(9)}{=} H(W_k) - H\left(\sum_{i=1}^K W_i \mid \{W_{k'}, Z_{k'}\}_{k' \in [K] \setminus \{k\}}, \{Y_i\}_{i \in [K] \setminus \mathcal{B}_k}, \{Y_i\}_{i \in \mathcal{B}_k}\right) \quad (69c)$$

$$\geq H(W_k) - \underbrace{H\left(\sum_{i=1}^K W_i \mid \{Y_i\}_{i \in [K]}\right)}_{\stackrel{(10)}{=} 0} \quad (69d)$$

$$= H(W_k) = L. \quad (69e)$$

As a result, Lemma 1 is proved. Note that in the proof of Lemma 1, neither the server security constraint (11) nor the relay security constraint (12) is used.  $\blacksquare$

### A. Lower Bounds on Communication Rates

1) *Proof of  $R_X \geq 1$ :* We have

$$R_X \stackrel{(13)}{=} \sum_{i \in \mathcal{B}_k} H(X_{k,i})/L \quad (70a)$$

$$\geq H(\{X_{k,i}\}_{i \in \mathcal{B}_k})/L \quad (70b)$$

$$\geq H(\{X_{k,i}\}_{i \in \mathcal{B}_k} | \{W_{k'}, Z_{k'}\}_{k' \in [K] \setminus \{k\}}) / L \quad (70c)$$

$$\stackrel{(66)}{\geq} L/L = 1 \quad (70d)$$

where Lemma 1 is applied in the last step. Note that the above proof follows a cut-set-like argument which does not rely on the security constraints.

2) *Proof of  $R_Y \geq \max\{1/B, 1/(K-1)\}$ :* We prove  $R_Y \geq \max\{1/B, 1/(K-1)\}$  for any  $B \in [K]$ . This is equivalent to proving  $R_Y \geq 1/B$  and  $R_Y \geq 1/(K-1)$  respectively.

**Proof of  $R_Y \geq 1/B$ .** The proof of  $R_Y \geq 1/B$  is rather straightforward once equipped with Lemma 1:

$$R_Y \stackrel{(13)}{=} \frac{H(Y_1) + \dots + H(Y_K)}{KL} \quad (71a)$$

$$= \frac{B \sum_{k=1}^K H(Y_k)}{BKL} \quad (71b)$$

$$= \frac{\sum_{k=1}^K \sum_{i \in \mathcal{B}_k} H(Y_i)}{BKL} \quad (71c)$$

$$\geq \frac{\sum_{k=1}^K H(\{Y_i\}_{i \in \mathcal{B}_k})}{BKL} \quad (71d)$$

$$\geq \frac{\sum_{k=1}^K H(\{Y_i\}_{i \in \mathcal{B}_k} | \{W_{k'}, Z_{k'}\}_{k' \in [K] \setminus \{k\}})}{BKL} \quad (71e)$$

$$\stackrel{(67)}{\geq} \frac{KL}{BKL} = \frac{1}{B}. \quad (71f)$$

Note that in the proof of  $R_Y \geq 1/B$ , neither the server security constraint (11) nor the relay security constraint (12) is used.<sup>12</sup> A direct consequence is that the lower bound  $R_Y \geq 1/K$  is not tight when  $B = K$  as shown in the following section.

**Proof of  $R_Y \geq 1/(K-1)$ .** We first present a useful lemma before proceeding to the proof of  $R_Y \geq 1/(K-1)$ .

*Lemma 2:* For every  $B \in [K]$ , it holds that

$$H\left(Y_1, \dots, Y_K | \sum_{k=1}^K W_k\right) \leq (KR_Y - 1)L. \quad (72)$$

*Proof:* It follows that

$$KR_Y L \stackrel{(13)}{=} H(Y_1) + \dots + H(Y_K) \quad (73a)$$

$$\geq H(Y_1, \dots, Y_K) \quad (73b)$$

$$\stackrel{(10)}{=} H\left(Y_1, \dots, Y_K, \sum_{k=1}^K W_k\right) \quad (73c)$$

$$= H\left(\sum_{k=1}^K W_k\right) + H\left(Y_1, \dots, Y_K | \sum_{k=1}^K W_k\right) \quad (73d)$$

$$= L + H\left(Y_1, \dots, Y_K | \sum_{k=1}^K W_k\right) \quad (73e)$$

<sup>12</sup>Although in the last step (71f) Lemma 1 is applied, the proof of this lemma does not rely on the security constraints either.

$$\Rightarrow H\left(Y_1, \dots, Y_K \middle| \sum_{k=1}^K W_k\right) \leq (KR_Y - 1)L \quad (73f)$$

where (73c) is due to the input sum recovery constraint (10). ■

Equipped with Lemma 2, we have

$$KR_Y L \stackrel{(13)}{=} H(Y_1) + \dots + H(Y_K) \quad (74a)$$

$$= \sum_{k=1}^K H(Y_k | W_{1:K}) + I(Y_k; W_{1:K}) \quad (74b)$$

$$\leq \sum_{k=1}^K H(Y_k | W_{1:K}) + I(Y_k, \{X_{i,k}\}_{i \in \mathcal{U}_k}; W_{1:K}) \quad (74c)$$

$$= \sum_{k=1}^K H(Y_k | W_{1:K}) + \underbrace{I(\{X_{i,k}\}_{i \in \mathcal{U}_k}; W_{1:K})}_{\stackrel{(12)}{=} 0} + \underbrace{I(Y_k; W_{1:K} | \{X_{i,k}\}_{i \in \mathcal{U}_k})}_{\stackrel{(9)}{=} 0} \quad (74d)$$

$$= \sum_{k=1}^K H(Y_k | W_{1:K}, W_1 + \dots + W_K) \quad (74e)$$

$$\leq \sum_{k=1}^K H(Y_k | W_1 + \dots + W_K) \quad (74f)$$

$$\leq \sum_{k=1}^K H(Y_{1:K} | W_1 + \dots + W_K) \quad (74g)$$

$$\stackrel{(72)}{\leq} K(KR_Y - 1)L \quad (74h)$$

$$\Rightarrow KR_Y L \leq K(KR_Y - 1)L \quad (74i)$$

$$\Rightarrow R_Y \geq \frac{1}{K-1}. \quad (74j)$$

where in (74d),  $I(\{X_{i,k}\}_{i \in \mathcal{U}_k}; W_{1:K}) = 0$  is due to relay security at Relay  $k$ , and  $I(Y_k; W_{1:K} | \{X_{i,k}\}_{i \in \mathcal{U}_k}) = 0$  is because  $Y_k$  is generated from  $\{X_{i,k}\}_{i \in \mathcal{U}_k}$  (See (9)). In (74h), Lemma 2 is applied. As a result, we have proved  $R_Y \geq 1/(K-1), \forall B \in [K]$ . Note that only the relay security constraint (12) is invoked in the proof of  $R_Y \geq 1/(K-1)$ . Combining (71) and (74), we conclude that  $R_Y \geq \max\{1/B, 1/K-1\}, \forall B \in [K]$ .

### B. Lower Bound on Source Key Rate

Let  $Z_{k,i}$  denote the subset of the symbols of the key  $Z_k$  which is contained in the message  $X_{k,i}$ , i.e.,  $H(Z_{k,i}) = H(X_{k,i} | W_k), \forall k \in [K], \forall i \in \mathcal{B}_k$ . Hence, we have

$$H(\{Z_{k,i}\}_{i \in \mathcal{B}_k} | Z_k) = 0, \forall k \in [K] \quad (75)$$

(8) is equivalent to

$$H(X_{k,i} | W_k, Z_{k,i}) = 0, \forall i \in \mathcal{B}_k, k \in [K] \quad (76)$$

Before proceeding to the lower bounds on the individual and source key rates, we first provide a useful lemma which states that the joint entropy of the key symbols contained in the messages received by any relay should not be smaller than the sum of the conditional entropy of the messages received by that relay.

*Lemma 3:* Suppose  $\mathcal{U}_i = \{k_{i,1}, \dots, k_{i,B}\}$  where  $k_{i,1} < \dots < k_{i,B}, \forall i \in [K]$ . For any  $B \in [K]$ , it holds that

$$H(\{Z_{k,i}\}_{k \in \mathcal{U}_i}) \geq \sum_{j=1}^B H(X_{k_{i,j},i} | \{W_{k_{i,j'}}, Z_{k_{i,j'}}\}_{j' \in [j-1]}), \forall i \in [K] \quad (77)$$

*Proof:* Recall that  $\mathcal{U}_i = \{k_{i,1}, \dots, k_{i,B}\}$  represents the the set of users associated with Relay  $i \in [K]$  as given by (3). For any  $i \in [K]$ , we have

$$H(\{Z_{k,i}\}_{k \in \mathcal{U}_i}) \geq H(\{Z_{k,i}\}_{k \in \mathcal{U}_i} | \{W_k\}_{k \in \mathcal{U}_i}) \quad (78a)$$

$$\geq I(\{Z_{k,i}\}_{k \in \mathcal{U}_i}; \{X_{k,i}\}_{k \in \mathcal{U}_i} | \{W_k\}_{k \in \mathcal{U}_i}) \quad (78b)$$

$$= H(\{X_{k,i}\}_{k \in \mathcal{U}_i} | \{W_k\}_{k \in \mathcal{U}_i}) - \underbrace{H(\{X_{k,i}\}_{k \in \mathcal{U}_i} | \{W_k\}_{k \in \mathcal{U}_i}, \{Z_{k,i}\}_{k \in \mathcal{U}_i})}_{\stackrel{(76)}{=} 0} \quad (78c)$$

$$= H(\{X_{k,i}\}_{k \in \mathcal{U}_i}) - \underbrace{I(\{X_{k,i}\}_{k \in \mathcal{U}_i}; \{W_k\}_{k \in \mathcal{U}_i})}_{\stackrel{(12)}{=} 0} \quad (78d)$$

$$= \sum_{j=1}^B H(X_{k_{i,j},i} | \{X_{k_{i,j'},i}\}_{j' \in [j-1]}) \quad (78e)$$

$$\geq \sum_{j=1}^B H(X_{k_{i,j},i} | \{X_{k_{i,j'},i}\}_{j' \in [j-1]}, \{W_{k_{i,j'}}, Z_{k_{i,j'}}\}_{j' \in [j-1]}) \quad (78f)$$

$$\stackrel{(76)}{=} \sum_{j=1}^B H(X_{k_{i,j},i} | \{W_{k_{i,j'}}, Z_{k_{i,j'}}\}_{j' \in [j-1]}) \quad (78g)$$

where (78c) and (78g) are due to the dependence of the message  $X_{k,i}$  on the input  $W_k$  and key  $Z_{k,i}$  for every  $i \in \mathcal{B}_k$  (See (76)); (78d) is due to the relay security constraint (12) at Relay  $i$ . As a result, Lemma 3 is proved. ■

We derive a lower bound on the source key rate  $R_{Z_\Sigma} \geq \max\{1, K/B - 1\}$  which takes the maximum of two terms. The first term  $R_{Z_\Sigma} \geq 1$  is due to relay security while the second term  $R_{Z_\Sigma} \geq K/B - 1$  is due to server security. In the following, we prove these two lower bounds respectively. Again, denote  $\mathcal{U}_i = \{k_{i,1}, \dots, k_{i,B}\}$  where  $k_{i,1} < \dots < k_{i,B}, \forall i \in [K]$ . We have

$$KH(Z_\Sigma) \geq \sum_{i=1}^K H(\{Z_{k,i}\}_{k \in \mathcal{U}_i}) \quad (79a)$$

$$\stackrel{(77)}{\geq} \sum_{i=1}^K \sum_{j=1}^B H(X_{k_{i,j},i} | \{W_{k_{i,j'}}, Z_{k_{i,j'}}\}_{j' \in [j-1]}) \quad (79b)$$

$$= \sum_{k=1}^K \sum_{i \in \mathcal{B}_k} H(X_{k,i} | \{W_j, Z_j\}_{j \in \mathcal{U}_i: j \leq k-1}) \quad (79c)$$

$$\geq \sum_{k=1}^K H(\{X_{k,i}\}_{i \in \mathcal{B}_k} | \{W_j, Z_j\}_{j \in \mathcal{U}_i: j \leq k-1}) \quad (79d)$$

$$\geq \sum_{k=1}^K H(\{X_{k,i}\}_{i \in \mathcal{B}_k} | \{W_j, Z_j\}_{j \in [K] \setminus \{k\}}) \quad (79e)$$

$$\stackrel{(66)}{\geq} KL \quad (79f)$$

$$\Rightarrow R_{Z_\Sigma} \triangleq \frac{H(Z_\Sigma)}{L} \geq 1 \quad (79g)$$

where (79a) is because all the individual keys are generated from the source key (See (6), (75)); In (79b), Lemma 3 is applied; (79e) is because  $\{j \in \mathcal{U}_i : j \leq k-1\} \subseteq [K] \setminus \{k\}$ ; In (79f), Lemma 1 is applied. Therefore, we have proved  $R_{Z_\Sigma} \geq 1$ .

Next, we prove  $R_{Z_\Sigma} \geq K/B - 1$  which is due to server security. Let  $Z_i^Y$  denote the key symbols contained in the message  $Y_i, i \in [K]$ , i.e.,  $H(Z_i^Y) = H(Y_i | \{W_k\}_{k \in \mathcal{U}_i})$  and

$$H(Y_i | \{W_k\}_{k \in \mathcal{U}_i}, Z_i^Y) = 0, \forall i \in [K] \quad (80)$$

$$H(Z_i^Y | \{Z_{k,i}\}_{k \in \mathcal{U}_i}) = 0, \forall i \in [K] \quad (81)$$

An immediate consequence with the definition of  $\{Z_i^Y\}_{i \in [K]}$  is the following lemma which states that the joint entropy of the key variables  $\{Z_i^Y\}_{i \in [K]}$  must be at least the size of the joint entropy of the messages  $\{Y_i\}_{i \in [K]}$  minus  $L$ .

*Lemma 4:* With  $Z_i^Y$ 's being defined in (80) and (81), it holds that

$$H(Z_1^Y, \dots, Z_K^Y) \geq H(Y_1, \dots, Y_K) - L. \quad (82)$$

*Proof:* The server security constraint (11) requires that the server learns only the input sum  $W_1 + \dots + W_K$  from  $Y_1, \dots, Y_K$  and nothing else. This means anything beyond the input sum must be protected by the key variables so that the key size must be at least the size of the input symbols being protected (which is equal to  $H(Y_{1:K}) - H(W_1 + \dots + W_K)$ ). More specifically,

$$H(Z_1^Y, \dots, Z_K^Y) \stackrel{(7)}{=} H(Z_1^Y, \dots, Z_K^Y | W_{1:K}) \quad (83a)$$

$$\geq I(Z_1^Y, \dots, Z_K^Y; Y_{1:K} | W_{1:K}) \quad (83b)$$

$$\geq H(Y_{1:K} | W_{1:K}) - \underbrace{H(Y_{1:K} | W_{1:K}, Z_1^Y, \dots, Z_K^Y)}_{\stackrel{(80)}{=} 0} \quad (83c)$$

$$= H(Y_{1:K}) - I\left(Y_{1:K}; W_{1:K}, \sum_{k=1}^K W_k\right) \quad (83d)$$

$$= H(Y_{1:K}) - I\left(Y_{1:K}; \sum_{k=1}^K W_k\right) - \underbrace{I\left(Y_{1:K}; W_{1:K} \mid \sum_{k=1}^K W_k\right)}_{\stackrel{(11)}{=} 0} \quad (83e)$$

$$\geq H(Y_{1:K}) - H\left(\sum_{k=1}^K W_k\right) \quad (83f)$$

$$\geq H(Y_1, \dots, Y_K) - L \quad (83g)$$

where (83a) is due to the independence between the inputs and the keys (See (7)); (83c) is due to the message generation protocol (80); (83e) is due to the server security constraint (11). The last step is due to the uniformity and independence of the inputs (See (7)). ■

Equipped with Lemma 4, we prove  $R_{Z_\Sigma} \geq K/B - 1$  as follows. For ease of notation, let us denote

$$\delta \triangleq \lfloor K/B \rfloor, \delta = 1, \dots, K \quad (84)$$

Also denote  $Y_S \triangleq \{Y_i\}_{i \in S}$  and  $\mathcal{U}_S \triangleq \cup_{i \in S} \mathcal{U}_i$  for any  $S \subseteq [K]$ . We define  $B$   $k$ -dimensional permutation vectors  $\mathbf{p}_1, \dots, \mathbf{p}_B$  where  $\mathbf{p}_1 \triangleq (1, 2, \dots, K)$  and  $\mathbf{p}_i \triangleq (p_{i,1}, p_{i,2}, \dots, p_{i,K}), i \in [2 : B]$  is generated by circularly shifting  $\mathbf{p}_1$   $i - 1$  times to the left. For example,  $\mathbf{p}_2 = (2, 3, \dots, K, 1), \mathbf{p}_3 = (3, 4, \dots, K, 1, 2)$  etc. We have

$$BH(Z_\Sigma) \geq BH(Z_1^Y, \dots, Z_K^Y) \quad (85a)$$

$$\stackrel{(82)}{\geq} BH(Y_1, \dots, Y_K) - BL \quad (85b)$$

$$= \sum_{i=1}^B H(Y_{p_{i,1}}, Y_{p_{i,2}}, \dots, Y_{p_{i,K}}) - BL \quad (85c)$$

$$= H(Y_1, Y_2, \dots, Y_K) + \sum_{i=2}^B H(Y_{p_{i,1}}, Y_{p_{i,2}}, \dots, Y_{p_{i,K}}) - BL \quad (85d)$$

$$= \sum_{i=1}^{\delta} H(Y_{(i-1)B+1:iB} | Y_{1:(i-1)B}) + \sum_{i=1}^{K-\delta B} H(Y_{\delta B+i} | Y_{1:\delta B+i-1})$$

$$+ \sum_{k=2}^B \left( \sum_{i=1}^{K-\delta B} H(Y_{p_{k,K-i+1}} | Y_{\{p_{k,K-i+2}, \dots, p_{k,K}\}}) \right. \quad (85e)$$

$$\left. + \sum_{i=1}^{\delta} H(Y_{\{p_{k,(\delta-i)B+1}, \dots, p_{k,(\delta+1-i)B}\}} | Y_{\{p_{k,(\delta+1-i)B+1}, \dots, p_{k,K}\}}) \right) - BL \quad (85f)$$

$$\begin{aligned} &\geq \sum_{i=1}^{\delta} H(Y_{(i-1)B+1:iB} | Y_{1:(i-1)B}, \{W_{k'}, Z_{k'}\}_{k' \in [K] \setminus \{(i-1)B+1\}}) \\ &+ \sum_{k=2}^K \sum_{i=1}^{\delta} H(Y_{\{p_{k,(\delta-i)B+1}, \dots, p_{k,(\delta+1-i)B}\}} | Y_{\{p_{k,(\delta+1-i)B+1}, \dots, p_{k,K}\}}, \{W_{k'}, Z_{k'}\}_{k' \in [K] \setminus \{p_{k,(\delta-i)B+1}\}}) \\ &+ \sum_{i=1}^{K-\delta B} H(Y_{\delta B+i} | Y_{1:\delta B+i-1}) + \sum_{k=2}^B \sum_{i=1}^{K-\delta B} H(Y_{p_{k,K-i+1}} | Y_{\{p_{k,K-i+2}, \dots, p_{k,K}\}}) - BL \end{aligned} \quad (85g)$$

$$\begin{aligned} &\stackrel{(8),(9)}{=} \sum_{i=1}^{\delta} H(Y_{(i-1)B+1:iB} | \{W_{k'}, Z_{k'}\}_{k' \in [K] \setminus \{(i-1)B+1\}}) \\ &+ \sum_{k=2}^B \sum_{i=1}^{\delta} H(Y_{\{p_{k,(\delta-i)B+1}, \dots, p_{k,(\delta+1-i)B}\}} | \{W_{k'}, Z_{k'}\}_{k' \in [K] \setminus \{p_{k,(\delta-i)B+1}\}}) - BL \\ &+ \sum_{i=1}^{K-\delta B} H(Y_{\delta B+i} | Y_{1:\delta B+i-1}) + \sum_{k=2}^B \sum_{i=1}^{K-\delta B} H(Y_{p_{k,K-i+1}} | Y_{\{p_{k,K-i+2}, \dots, p_{k,K}\}}) \end{aligned} \quad (85h)$$

$$\stackrel{(67)}{\geq} \sum_{i=1}^{K-\delta B} H(Y_{\delta B+i} | Y_{1:\delta B+i-1}) + \sum_{k=2}^B \sum_{i=1}^{K-\delta B} H(Y_{p_{k,K-i+1}} | Y_{\{p_{k,K-i+2}, \dots, p_{k,K}\}}) + (\delta-1)BL \quad (85i)$$

$$= \sum_{i=1}^{K-\delta B} \left( H(Y_{\delta B+i} | Y_{1:\delta B+i-1}) + \sum_{k=2}^B H(Y_{p_{k,\delta B+i}} | Y_{\{p_{k,\delta B+i+1}, \dots, p_{k,K}\}}) \right) + (\delta-1)BL \quad (85j)$$

$$= \sum_{i=1}^{K-\delta B} \left( H(Y_{p_{1,\delta B+i}} | Y_{\{p_{1,1}, \dots, p_{1,\delta B+i-1}\}}) + \sum_{k=2}^B H(Y_{p_{k,\delta B+i}} | Y_{\{p_{k,\delta B+i+1}, \dots, p_{k,K}\}}) \right) + (\delta-1)BL \quad (85k)$$

where (85h) is because in (85g),  $(i-1)B+1 \notin \mathcal{U}_{[1:(i-1)B]}$  so that  $Y_{1:(i-1)B}$  does not depend on User  $(i-1)B+1$  and thus  $\{W_{k'}, Z_{k'}\}_{k' \in [K] \setminus \{(i-1)B+1\}} \Rightarrow Y_{1:(i-1)B}$ ; Similarly, because  $\mathcal{B}_{p_{k,(\delta-i)B+1}} = \{p_{k,(\delta-i)B+1}, \dots, p_{k,(\delta-i+1)B}\}$  and  $\mathcal{B}_{p_{k,(\delta-i)B+1}} \cap \{p_{k,(\delta-i+1)B+1}, \dots, p_{k,K}\} = \emptyset$ ,  $Y_{\{p_{k,(\delta-i+1)B+1}, \dots, p_{k,K}\}}$  does not depend on User  $p_{k,(\delta-i)B+1}$  and thus  $\{W_{k'}, Z_{k'}\}_{k' \in [K] \setminus \{p_{k,(\delta-i)B+1}\}} \Rightarrow Y_{\{p_{k,(\delta-i+1)B+1}, \dots, p_{k,K}\}}$ . In (85i), Lemma 1 is applied. In (85j), the order of summation is reversed for the second term. In (85k), we plugged in  $\mathbf{p}_1 = (1, \dots, K)$ .

Now we show that each term in the summation of (85k) is no smaller than  $L$ . Note that the permutation vectors satisfy

$$p_{k+1,i} = \text{mod}(p_{k,i}, K) + 1, \forall i \in [K], k \in [B-1] \quad (86a)$$

$$p_{k,i+1} = p_{k+1,i}, \forall i \in [K-1], k \in [B-1] \quad (86b)$$

Consequently,

$$\mathcal{B}_k = \{p_{1,k}, p_{2,k}, \dots, p_{B,k}\}, k \in [K] \quad (87)$$

according to (2). For each  $i \in [1 : K - \delta B]$ , define

$$\mathcal{G}_i \triangleq \left( \bigcup_{j \in [\delta B+i+2:K]} \mathcal{B}_j \right) \cup \{p_{B,\delta B+i+1}\} \setminus \mathcal{B}_{\delta B+i}, \quad (88)$$

$$\mathcal{H}_i \triangleq \{p_{1,1}, p_{1,2}, \dots, p_{1,\delta B+i-1}\} = \bigcup_{j \in [(\delta-1)B+i]} \mathcal{B}_j. \quad (89)$$

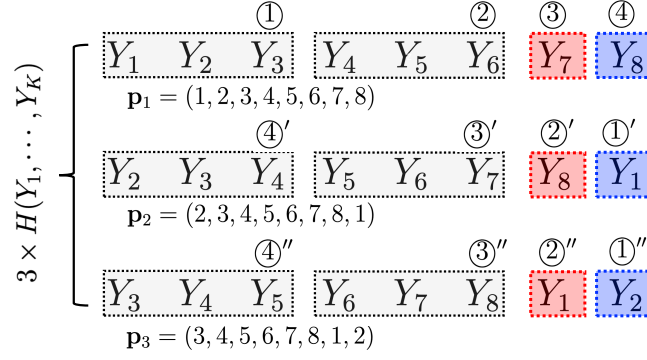


Fig. 3: Message grouping under chain rule of conditional entropy,  $(K, B) = (8, 3)$ .

For each  $i \in [K - \delta B]$ , we have

$$\begin{aligned}
 & H(Y_{p_{1, \delta B+i}} | Y_{\mathcal{H}_i}) + \sum_{k=2}^B H(Y_{p_{k, \delta B+i}} | Y_{\{p_{k, \delta B+i+1}, \dots, p_{k, K}\}}) \\
 & \stackrel{(87)}{\geq} H(Y_{p_{1, \delta B+i}} | Y_{\mathcal{H}_i}) + \sum_{k=2}^{B-1} H(Y_{p_{k, \delta B+i}} | Y_{p_{k, \delta B+i+1}}, Y_{\mathcal{G}_i}) + H(Y_{p_{B, \delta B+i}} | Y_{\mathcal{G}_i}) \tag{90a}
 \end{aligned}$$

$$\stackrel{(86b)}{=} H(Y_{p_{1, \delta B+i}} | Y_{\mathcal{H}_i}) + \sum_{k=2}^{B-1} H(Y_{p_{k, \delta B+i}} | Y_{p_{k+1, \delta B+i}}, Y_{\mathcal{G}_i}) + H(Y_{p_{B, \delta B+i}} | Y_{\mathcal{G}_i}) \tag{90b}$$

$$\geq H(Y_{p_{1, \delta B+i}} | Y_{\mathcal{H}_i}) + H(\{Y_{p_{k, \delta B+i}}\}_{k \in [2:B-1]} | Y_{\mathcal{G}_i}) + H(Y_{p_{B, \delta B+i}} | Y_{\mathcal{G}_i}) \tag{90c}$$

$$\geq H(Y_{p_{1, \delta B+i}} | Y_{\mathcal{H}_i}) + H(\{Y_{p_{k, \delta B+i}}\}_{k \in [2:B]} | Y_{\mathcal{G}_i}) \tag{90d}$$

$$\begin{aligned}
 & \geq H(Y_{p_{1, \delta B+i}} | Y_{\mathcal{H}_i \cap \{p_{k, \delta B+i}\}_{k \in [2:B]}, Y_{(\mathcal{H}_i \setminus \{p_{k, \delta B+i}\}_{k \in [2:B]}) \cup \mathcal{G}_i}}) \\
 & \quad + H(\{Y_{p_{k, \delta B+i}}\}_{k \in [2:B]} | Y_{(\mathcal{H}_i \setminus \{p_{k, \delta B+i}\}_{k \in [2:B]}) \cup \mathcal{G}_i}) \tag{90e}
 \end{aligned}$$

$$\geq H(\{Y_{p_{k, \delta B+i}}\}_{k \in [1:B]} | Y_{(\mathcal{H}_i \setminus \{p_{k, \delta B+i}\}_{k \in [2:B]}) \cup \mathcal{G}_i}) \tag{90f}$$

$$\stackrel{(87)}{=} H(Y_{B_{\delta B+i}} | Y_{(\mathcal{H}_i \setminus \{p_{k, \delta B+i}\}_{k \in [2:B]}) \cup \mathcal{G}_i}) \tag{90g}$$

$$\geq H(Y_{B_{\delta B+i}} | Y_{(\mathcal{H}_i \setminus \{p_{k, \delta B+i}\}_{k \in [2:B]}) \cup \mathcal{G}_i}, \{W_k, Z_k\}_{k \in [K] \setminus \{\delta B+i\}}) \tag{90h}$$

$$= H(Y_{B_{\delta B+i}} | \{W_k, Z_k\}_{k \in [K] \setminus \{\delta B+i\}}) \tag{90i}$$

$$\stackrel{(67)}{\geq} L \tag{90j}$$

where (90b) is due to the property of the permutation vectors as shown in (86b).

Continuing with (85k), we obtain

$$BH(Z_{\Sigma}) \geq (K - \delta B)L + (\delta - 1)BL \tag{91a}$$

$$= (K - B)L \tag{91b}$$

$$\Rightarrow R_{Z_{\Sigma}} \triangleq \frac{H(Z_{\Sigma})}{L} \geq \frac{K}{B} - 1 \tag{91c}$$

which complete the proof of  $R_{Z_{\Sigma}} \geq \max\{1, K/B - 1\}$ . It is worth mentioning that the core idea in the above proof is the careful selection of the relevant conditional entropy terms whose combinations yield new inputs. A full-fledged demonstration of the above converse proof is given in the following example.

*Example 2 (Illustration of Converse Technique):* Consider  $K = 8, B = 3$ . In Fig. 3, each row represents a specific arrangement of the messages  $Y_1, \dots, Y_8$  according to the permutation vectors  $\mathbf{p}_1 = (1, 2, \dots, 8), \mathbf{p}_2 =$

$(2, 3, \dots, 8, 1)$  and  $\mathbf{p}_3 = (3, 4, \dots, 8, 1, 2)$ , which correspond to three different ways to decompose  $H(Y_1, \dots, Y_8)$  into four smaller terms using the chain rule of entropy. In particular, each block represents a conditional entropy term and the circled number above each block represents its relative position. In particular, we write

$$H(Y_1, \dots, Y_8) = H(Y_{\{1,2,3\}}) + H(Y_{\{4,5,6\}}|Y_{\{1,2,3\}}) + H(Y_7|Y_{1:6}) + H(Y_8|Y_{1:7}), \quad (92)$$

$$H(Y_1, \dots, Y_8) = H(Y_1) + H(Y_8|Y_1) + H(Y_{\{5,6,7\}}|Y_{\{1,8\}}) + H(Y_{\{2,3,4\}}|Y_{\{1,5,6,7,8\}}), \quad (93)$$

$$H(Y_1, \dots, Y_8) = H(Y_2) + H(Y_1|Y_2) + H(Y_{\{6,7,8\}}|Y_{\{1,2\}}) + H(Y_{\{3,4,5\}}|Y_{\{1,2,6,7,8\}}). \quad (94)$$

The idea is that each of the conditional entropy terms represented by the gray blocks will yield one input (i.e.,  $L$ ) and the three red/blue blocks together will yield one input respectively. More specifically,

$$3H(Z_\Sigma) \geq 3H(Y_1, \dots, Y_8) - 3L \quad (95a)$$

$$= (92) + (93) + (94) - 3L \quad (95b)$$

$$\begin{aligned} &\geq H(Y_{1,2,3}|\{W_k, Z_k\}_{k \in [8] \setminus \{1\}}) + H(Y_{\{4,5,6\}}|Y_{\{1,2,3\}}, \{W_k, Z_k\}_{k \in [8] \setminus \{4\}}) \\ &\quad + H(Y_{\{5,6,7\}}|Y_{\{1,8\}}, \{W_k, Z_k\}_{k \in [8] \setminus \{5\}}) + H(Y_{\{2,3,4\}}|Y_{\{1,5,6,7,8\}}, \{W_k, Z_k\}_{k \in [8] \setminus \{2\}}) \\ &\quad + H(Y_{\{6,7,8\}}|Y_{\{1,2\}}, \{W_k, Z_k\}_{k \in [8] \setminus \{6\}}) + H(Y_{\{3,4,5\}}|Y_{\{1,2,6,7,8\}}, \{W_k, Z_k\}_{k \in [8] \setminus \{3\}}) \\ &\quad + (H(Y_8|Y_{1:7}) + H(Y_1) + H(Y_2)) + (H(Y_7|Y_{1:6}) + H(Y_8|Y_1) + H(Y_1|Y_2)) - 3L \end{aligned} \quad (95c)$$

$$\begin{aligned} &= \sum_{k \in 1:6} H(Y_{\mathcal{B}_k}|\{W_{k'}, Z_{k'}\}_{k' \in [8] \setminus \{k\}}) + (H(Y_8|Y_{1:7}) + H(Y_1) + H(Y_2)) \\ &\quad + (H(Y_7|Y_{1:6}) + H(Y_8|Y_1) + H(Y_1|Y_2)) - 3L \end{aligned} \quad (95d)$$

$$\geq \sum_{k \in 1:6} H(Y_{\mathcal{B}_k}|\{W_{k'}, Z_{k'}\}_{k' \in [8] \setminus \{k\}}) + H(Y_{8,1,2}|Y_{3:7}) + H(Y_{7,8,1}|Y_{2:6}) - 3L \quad (95e)$$

$$\begin{aligned} &\geq \sum_{k \in 1:6} H(Y_{\mathcal{B}_k}|\{W_{k'}, Z_{k'}\}_{k' \in [8] \setminus \{k\}}) + H(Y_{8,1,2}|Y_{3:7}, \{W_k, Z_k\}_{k \in [8] \setminus \{8\}}) \\ &\quad + H(Y_{7,8,1}|Y_{2:6}, \{W_k, Z_k\}_{k \in [8] \setminus \{7\}}) - 3L \end{aligned} \quad (95f)$$

$$= \sum_{k \in 1:8} H(Y_{\mathcal{B}_k}|\{W_{k'}, Z_{k'}\}_{k' \in [8] \setminus \{k\}}) - 3L \quad (95g)$$

$$\stackrel{(67)}{\geq} 5L \Rightarrow R_{Z_\Sigma} \geq 5/3 \quad (95h)$$

where (95d) and (95g) are because the  $Y$  messages being conditioned in the relevant terms can be recovered by the corresponding set of inputs and keys. For example,  $H(Y_{\{4,5,6\}}|Y_{\{1,2,3\}}, \{W_k, Z_k\}_{k \in [8] \setminus \{4\}})$  is equal to  $H(Y_{\{4,5,6\}}|\{W_k, Z_k\}_{k \in [8] \setminus \{4\}})$  because  $\{W_k, Z_k\}_{k \in [8] \setminus \{4\}} \Rightarrow \{Y_1, Y_2, Y_3\}$  since User 4 is not associated with Relays 1, 2 and 3.  $\diamond$

### C. Lower Bound on Individual Key Rate

We prove  $R_Z \geq 1/B$  as follows.

$$KBL_Z = \sum_{k=1}^K \sum_{i \in \mathcal{B}_k} H(Z_k) \quad (96a)$$

$$\stackrel{(75)}{\geq} \sum_{k=1}^K \sum_{i \in \mathcal{B}_k} H(Z_{k,i}) \quad (96b)$$

$$= \sum_{k=1}^K \sum_{i \in \mathcal{U}_k} H(Z_{i,k}) \quad (96c)$$

$$\geq \sum_{k=1}^K H(\{Z_{i,k}\}_{i \in \mathcal{U}_k}) \quad (96d)$$

$$\stackrel{(79a)-(79f)}{\geq} KL \quad (96e)$$

$$\Rightarrow R_Z \triangleq \frac{L_Z}{L} \geq \frac{1}{B} \quad (96f)$$

where in (96c) we changed the order of the summation. (96e) followed the same steps (79a)-(79f) as in the proof of  $R_{Z_\Sigma} \geq 1$  (See Section VI-B).

*Example 3 (Converse for Example 1):* To illustrate the above converse proof, let us revisit Example 1 and prove  $R_X \geq 1, R_Y \geq 1/2, R_Z \geq 1/2$  and  $R_{Z_\Sigma} \geq \max\{1, 1/2\} = 1$  respectively. The communication rates  $R_X \geq 1, R_Y \geq 1/2$  can be proved using a straightforward cut-set bound based on Lemma 1 and are omitted here. For the key rates, note that  $\mathcal{U}_1 = \{1, 3\}, \mathcal{U}_2 = \{1, 2\}$  and  $\mathcal{U}_3 = \{2, 3\}$ . Lemma 3 suggests

$$H(Z_{1,1}, Z_{3,1}) \geq H(X_{1,1}) + H(X_{3,1}|W_1, Z_1), \quad (97)$$

$$H(Z_{1,2}, Z_{2,2}) \geq H(X_{1,2}) + H(X_{2,2}|W_1, Z_1), \quad (98)$$

$$H(Z_{2,3}, Z_{3,3}) \geq H(X_{2,3}) + H(X_{3,3}|W_2, Z_2). \quad (99)$$

Hence,

$$3H(Z_\Sigma) \geq H(Z_{1,1}, Z_{3,1}) + H(Z_{1,2}, Z_{2,2}) + H(Z_{2,3}, Z_{3,3}) \quad (100a)$$

$$\begin{aligned} &\geq H(X_{1,1}) + H(X_{1,2}) + H(X_{2,2}|W_1, Z_1) + H(X_{2,3}) \\ &\quad + H(X_{3,1}|W_1, Z_1) + H(X_{3,3}|W_2, Z_2) \end{aligned} \quad (100b)$$

$$\begin{aligned} &\geq H(X_{1,1}) + H(X_{1,2}) + H(X_{2,2}|W_1, Z_1) + H(X_{2,3}|W_1, Z_1) \\ &\quad + H(X_{3,1}|W_1, Z_1, W_2, Z_2) + H(X_{3,3}|W_1, Z_1, W_2, Z_2) \end{aligned} \quad (100c)$$

$$\geq H(X_{1,1}, X_{1,2}) + H(X_{2,2}, X_{2,3}|W_1, Z_1) + H(X_{3,1}, X_{3,3}|W_1, Z_1, W_2, Z_2) \quad (100d)$$

$$\begin{aligned} &\geq H(X_{1,1}, X_{1,2}|W_2, Z_2, W_3, Z_3) + H(X_{2,2}, X_{2,3}|W_1, Z_1, W_3, Z_3) \\ &\quad + H(X_{3,1}, X_{3,3}|W_1, Z_1, W_2, Z_2) \end{aligned} \quad (100e)$$

$$\stackrel{(66)}{\geq} 3L \quad (100f)$$

i.e.,  $R_{Z_\Sigma} H(Z_\Sigma)/L \geq 1$  which establishes the optimality of the achievable scheme given in Example 1.

For the sake of completeness,  $R_{Z_\Sigma} \geq 1/2$  is also proved as follows:

$$2H(Z_\Sigma) \geq 2H(Z_1^Y, \dots, Z_K^Y) \quad (101a)$$

$$\stackrel{(82)}{\geq} 2H(Y_1, Y_2, Y_3) - 2L \quad (101b)$$

$$= H(Y_1, Y_2) + H(Y_3|Y_1, Y_2) + H(Y_1) + H(Y_2, Y_3|Y_1) - 2L \quad (101c)$$

$$\geq H(Y_1, Y_2) + H(Y_3|Y_1, Y_2, X_{1,2}, X_{2,2}) + H(Y_1) + H(Y_2, Y_3|Y_1, X_{1,1}, X_{3,1}) - 2L \quad (101d)$$

$$\geq H(Y_1, Y_2) + H(Y_3|Y_1, W_1, Z_1, W_2, Z_2) + H(Y_1) + H(Y_2, Y_3|W_1, Z_1, W_3, Z_3) - 2L \quad (101e)$$

$$\begin{aligned} &\geq H(Y_1, Y_2|W_2, Z_2, W_3, Z_3) + H(Y_3, Y_1|W_1, Z_1, W_2, Z_2) \\ &\quad + H(Y_2, Y_3|Y_1, X_{1,1}, X_{3,1}) - 2L \end{aligned} \quad (101f)$$

$$\stackrel{(67)}{\geq} 3L - 2L = L \quad (101g)$$

$$\Rightarrow R_{Z_\Sigma} \triangleq \frac{H(Z_\Sigma)}{L} \geq \frac{1}{2} \quad (101h)$$

where (101e) is because  $H(Y_1|X_{1,1}, X_{3,1}) = H(Y_2|X_{1,2}, X_{2,2}) = 0$ ,  $H(X_{1,1}, X_{1,2}|W_1, Z_1) = H(X_{2,2}|W_2, Z_2) = H(X_{3,1}|W_3, Z_3) = 0$  due to the message generation protocol (See (8) and (9)).  $\diamond$

## VII. CONCLUSION

In this paper, we studied secure aggregation in a hierarchical network with cyclic wrap-around association, where users connect to the aggregation server through an intermediate layer of relays. A fundamental trade-off between the association number  $B$  and the communication and key rates was identified. More specifically, when  $B \leq K - 1$ , the

optimal rate region has been completely characterized which shows that the optimal relay-to-server communication rate and the individual key rate are inversely proportional to  $B$ , the optimal user-to-relay communication stays constant, and the source key rate is also inversely proportional to  $B$  but does not go below one. Compared to the existing single-association HSA, multiple association allows each user to distribute its input to multiple relays and creates coding opportunities for improving the communication and key rates. Without the security requirements, this coding opportunity has been demonstrated in the context of communication-efficient gradient coding (GC) [46]. Our results showed that when  $B \leq K - 1$ , the same relay-to-server communication rate as GC can be achieved with a nontrivial security key design, implying that security does not incur additional communication overhead. However, when  $B = K$ , the optimal relay-to-server communication rate cannot be reduced beyond  $1/(K - 1)$  which is strictly larger than  $1/K$  in GC, indicating a cost in communication rates due to security. To summarize, we characterized the optimal rate region for any  $B \leq K - 1$  and provided an achievable scheme for the case of  $B = K$ . In the following, we present an interesting observation that  $R_Z = 1/2$  is not achievable for  $B = K = 2$ , which implies that the proposed converse bound  $R_Z \geq 1/B$  in Section VI-C might not be achievable for general  $K$  when  $B = K$ .

#### A. Impossibility Proof of $R_Z = 1/2$ for $B = K = 2$

In Section VI-C, we derived a lower bound on the individual key rate, i.e.,  $R_Z \geq 1/B$ . This bound is achievable when  $B \leq K - 1$ . However, when  $B = K$ , i.e., each user connects to all relays, it remains unclear if  $R_Z = 1/K$  can be achieved. In this section, we show that, using the example of  $B = K = 2$ , the rate tuple  $(R_X = 1, R_Y = 1, R_Z = 1/2, R_{Z_S} = 1)$  is not achievable.

We prove by contradiction. Let  $W_{k,1}, W_{k,2}$  (and  $Z_{k,1}, Z_{k,2}$ ) denote the subset of symbols of  $W_k$  (and  $Z_k$ ) contained in the messages  $X_{k,1}$  and  $X_{k,2}$  respectively. More specifically,

$$\begin{aligned} H(W_{k,1}, W_{k,2} | W_k) &= 0, \\ H(Z_{k,1}, Z_{k,2} | Z_k) &= 0, \\ H(X_{k,i} | W_{k,i}, Z_{k,i}) &= 0, \quad k = 1, 2 \\ H(Y_i | X_{1,i}, X_{2,i}) &= 0, \quad i = 1, 2 \end{aligned} \tag{102}$$

Suppose  $R_Z = 1/2$  is achievable, i.e.,  $H(Z_1) = H(Z_2) = L/2$ . By relay security (of both relays) and Shannon's one-time pad (OTP) theorem, we know that  $H(W_{k,1}) \leq H(Z_k) = L/2, H(W_{k,2}) \leq H(Z_k) = L/2, k = 1, 2$  and therefore

$$\begin{aligned} H(W_{k,1}) &\leq H(Z_k) = L/2, \\ H(W_{k,2}) &\leq H(Z_k) = L/2, \\ \Rightarrow H(W_{k,1}) + H(W_{k,2}) &\leq L, \quad k = 1, 2. \end{aligned} \tag{103}$$

By a simple cut-set bound on  $W_1$ , we have

$$L = H(W_k) \leq H(W_{k,1}, W_{k,2}) \leq H(W_{k,1}) + H(W_{k,2}) \stackrel{(103)}{\leq} L, \quad k = 1, 2 \tag{104}$$

which implies

$$H(W_{k,1}) = H(W_{k,2}) = L/2. \tag{105}$$

By relay security, it holds that

$$H(X_{k,i}) \leq H(Z_{k,i}) \leq H(Z_k) = L/2, \quad k = 1, 2, i = 1, 2 \tag{106}$$

which is because, for example,

$$\begin{aligned} H(X_{1,1}) &= H(X_{1,1} | W_1) + \underbrace{I(X_{1,1}; W_1)}_{=0 \text{ (Relay security at Relay 1)}} \\ &= H(X_{1,1} | W_1, W_{1,1}) \\ &\leq H(X_{1,1} | W_{1,1}) \end{aligned}$$

$$\begin{aligned}
&\leq H(X_{1,1}, Z_{1,1}|W_{1,1}) \\
&= H(Z_{1,1}|W_{1,1}) + \underbrace{H(X_{1,1}|W_{1,1}, Z_{1,1})}_{\stackrel{(102)}{=} 0} \\
&= H(Z_{1,1}|W_{1,1}) \\
&\leq H(Z_{1,1}) \leq H(Z_1) = L/2.
\end{aligned} \tag{107}$$

Because  $H(X_{1,1}, X_{2,1}) \leq H(X_{1,1}) + H(X_{2,1}) \stackrel{(106)}{\leq} H(Z_1) + H(Z_2) = L$  and similarly  $H(X_{1,2}, X_{2,2}) \leq L$ , we have

$$\begin{aligned}
H(X_{1,1}, X_{2,1}|Y_1) &= \underbrace{H(Y_1|X_{1,1}, X_{2,1})}_{\stackrel{(102)}{=} 0} + H(X_{1,1}, X_{2,1}) - H(Y_1) \\
&= H(X_{1,1}, X_{2,1}) - H(Y_1) \stackrel{(106)}{\leq} L - H(Y_1),
\end{aligned} \tag{108}$$

$$H(X_{1,2}, X_{2,2}|Y_2) \leq L - H(Y_2). \tag{109}$$

Also because  $R_Y \geq 1$ , i.e.,  $H(Y_1) + H(Y_2) \geq 2L$ , we have

$$H(X_{1,1}, X_{2,1}|Y_1) + H(X_{1,2}, X_{2,2}|Y_2) \leq 2L - (H(Y_1) + H(Y_2)) \stackrel{(108),(109)}{\leq} 0 \tag{110a}$$

which implies

$$H(X_{1,k}, X_{2,k}|Y_k) = 0, \quad k = 1, 2. \tag{111}$$

This, combined with (102), implies that there exists a one-to-one mapping between  $Y_i$  and  $(X_{1,i}, X_{2,i})$ ,  $i = 1, 2$  respectively. As a result,

$$\begin{aligned}
0 &\stackrel{(11)}{=} I(Y_1, Y_2; W_1, W_2|W_1 + W_2) \\
&\stackrel{(111)}{=} I(Y_1, X_{1,1}, Y_2, X_{1,2}; W_1, W_2|W_1 + W_2)
\end{aligned} \tag{112a}$$

$$\geq I(X_{1,1}, X_{1,2}; W_1|W_1 + W_2) \tag{112b}$$

$$= H(W_1|W_1 + W_2) - H(W_1|W_1 + W_2, X_{1,1}, X_{1,2}) \tag{112c}$$

$$\geq H(W_1) - H(W_1|X_{1,1}, X_{1,2}) \tag{112d}$$

$$= I(W_1; X_{1,1}, X_{1,2}) \tag{112e}$$

$$= H(X_{1,1}, X_{1,2}) - H(X_{1,1}, X_{1,2}|W_1) \tag{112f}$$

$$\stackrel{(66)}{\geq} H(W_1) - H(X_{1,1}, X_{1,2}|W_1) \tag{112g}$$

$$\geq H(W_1) - H(X_{1,1}, Z_{1,1}, X_{1,2}, Z_{1,2}|W_1) \tag{112h}$$

$$\begin{aligned}
&= H(W_1) - H(Z_{1,1}, Z_{1,2}|W_1) - \underbrace{H(X_{1,1}, X_{1,2}|W_1, Z_{1,1}, Z_{1,2})}_{\stackrel{(102)}{=} 0} \\
&\geq H(W_1) - H(Z_{1,1}, Z_{1,2})
\end{aligned} \tag{112i}$$

$$\geq H(W_1) - H(Z_{1,1}, Z_{1,2}) \tag{112j}$$

$$\begin{aligned}
&\stackrel{(102)}{\geq} L - H(Z_1) = L/2
\end{aligned} \tag{112k}$$

where (112g) is due to the cut-set bound on  $W_1$  given in Lemma 1. We reached a contradiction that  $0 \geq L/2$  which violates server security, indicating the above rate tuple is not achievable. It should be noted that in the above impossibility proof of  $R_Z = 1/2$ , besides the security constraints, we only invoked  $R_Y \geq 1/2$  but not  $R_X = 1$  nor  $R_{Z_\Sigma} = 1$ . This means relaxing  $R_X$  or  $R_{Z_\Sigma}$  will not resolve the security violation in (112).

## REFERENCES

- [1] B. McMahan, E. Moore, D. Ramage, S. Hampson, and B. A. y Arcas, "Communication-efficient learning of deep networks from decentralized data," in *Artificial intelligence and statistics*. PMLR, 2017, pp. 1273–1282.

- [2] J. Konecny, H. B. McMahan, F. X. Yu, P. Richtárik, A. T. Suresh, and D. Bacon, "Federated learning: Strategies for improving communication efficiency," *arXiv preprint arXiv:1610.05492*, vol. 8, 2016.
- [3] P. Kairouz, H. B. McMahan, B. Avent, A. Bellet, M. Bennis, A. N. Bhagoji, K. Bonawitz, Z. Charles, G. Cormode, R. Cummings *et al.*, "Advances and open problems in federated learning," *Foundations and trends® in machine learning*, vol. 14, no. 1–2, pp. 1–210, 2021.
- [4] N. Rieke, J. Hancox, W. Li, F. Milletari, H. R. Roth, S. Albarqouni, S. Bakas, M. N. Galtier, B. A. Landman, K. Maier-Hein *et al.*, "The future of digital health with federated learning," *NPJ digital medicine*, vol. 3, no. 1, pp. 1–7, 2020.
- [5] T. Yang, G. Andrew, H. Eichner, H. Sun, W. Li, N. Kong, D. Ramage, and F. Beaufays, "Applied federated learning: Improving google keyboard query suggestions," *arXiv preprint arXiv:1812.02903*, 2018.
- [6] H. Chen, J. Ding, E. W. Tramel, S. Wu, A. K. Sahu, S. Avestimehr, and T. Zhang, "Self-aware personalized federated learning," *Advances in Neural Information Processing Systems*, vol. 35, pp. 20 675–20 688, 2022.
- [7] B. Pfizner, N. Steckhan, and B. Arnrich, "Federated learning in a medical context: a systematic literature review," *ACM Transactions on Internet Technology (TOIT)*, vol. 21, no. 2, pp. 1–31, 2021.
- [8] N. Bouacida and P. Mohapatra, "Vulnerabilities in federated learning," *IEEE Access*, vol. 9, pp. 63 229–63 249, 2021.
- [9] J. Geiping, H. Bauermeister, H. Dröge, and M. Moeller, "Inverting gradients-how easy is it to break privacy in federated learning?" *Advances in neural information processing systems*, vol. 33, pp. 16 937–16 947, 2020.
- [10] V. Mothukuri, R. M. Parizi, S. Pouriyeh, Y. Huang, A. Dehghantanha, and G. Srivastava, "A survey on security and privacy of federated learning," *Future Generation Computer Systems*, vol. 115, pp. 619–640, 2021.
- [11] K. Bonawitz, V. Ivanov, B. Kreuter, A. Marcedone, H. B. McMahan, S. Patel, D. Ramage, A. Segal, and K. Seth, "Practical secure aggregation for federated learning on user-held data," *arXiv preprint arXiv:1611.04482*, 2016.
- [12] —, "Practical secure aggregation for privacy-preserving machine learning," in *proceedings of the 2017 ACM SIGSAC Conference on Computer and Communications Security*, 2017, pp. 1175–1191.
- [13] Y. Zhao and H. Sun, "Information theoretic secure aggregation with user dropouts," *IEEE Transactions on Information Theory*, vol. 68, no. 11, pp. 7471–7484, 2022.
- [14] K. Wei, J. Li, M. Ding, C. Ma, H. H. Yang, F. Farokhi, S. Jin, T. Q. Quek, and H. V. Poor, "Federated learning with differential privacy: Algorithms and performance analysis," *IEEE transactions on information forensics and security*, vol. 15, pp. 3454–3469, 2020.
- [15] R. Hu, Y. Guo, H. Li, Q. Pei, and Y. Gong, "Personalized federated learning with differential privacy," *IEEE Internet of Things Journal*, vol. 7, no. 10, pp. 9530–9539, 2020.
- [16] Y. Zhao, J. Zhao, M. Yang, T. Wang, N. Wang, L. Lyu, D. Niyato, and K.-Y. Lam, "Local differential privacy-based federated learning for internet of things," *IEEE Internet of Things Journal*, vol. 8, no. 11, pp. 8836–8853, 2020.
- [17] G. Andrew, O. Thakkar, B. McMahan, and S. Ramaswamy, "Differentially private learning with adaptive clipping," *Advances in Neural Information Processing Systems*, vol. 34, pp. 17 455–17 466, 2021.
- [18] M. Yemini, R. Saha, E. Ozfatura, D. Gündüz, and A. J. Goldsmith, "Robust semi-decentralized federated learning via collaborative relaying," *IEEE Transactions on Wireless Communications*, 2023.
- [19] F. Po-Chen Lin and C. Brinton, "Differential privacy in hierarchical federated learning: A formal analysis and evaluation," *arXiv e-prints*, pp. arXiv-2401, 2024.
- [20] J. So, B. Güler, and A. S. Avestimehr, "Turbo-aggregate: Breaking the quadratic aggregation barrier in secure federated learning," *IEEE Journal on Selected Areas in Information Theory*, vol. 2, no. 1, pp. 479–489, 2021.
- [21] S. Kadhe, N. Rajaraman, O. O. Koyluoglu, and K. Ramchandran, "Fastsecagg: Scalable secure aggregation for privacy-preserving federated learning," *arXiv preprint arXiv:2009.11248*, 2020.
- [22] A. R. Elkordy and A. S. Avestimehr, "Heterosag: Secure aggregation with heterogeneous quantization in federated learning," *IEEE Transactions on Communications*, vol. 70, no. 4, pp. 2372–2386, 2022.
- [23] Z. Liu, J. Guo, K.-Y. Lam, and J. Zhao, "Efficient dropout-resilient aggregation for privacy-preserving machine learning," *IEEE Transactions on Information Forensics and Security*, vol. 18, pp. 1839–1854, 2022.
- [24] T. Jahani-Nezhad, M. A. Maddah-Ali, S. Li, and G. Caire, "Swiftagg+: Achieving asymptotically optimal communication loads in secure aggregation for federated learning," *IEEE Journal on Selected Areas in Communications*, vol. 41, no. 4, pp. 977–989, 2023.
- [25] A. Shamir, "How to share a secret," *Communications of the ACM*, vol. 22, no. 11, pp. 612–613, 1979.
- [26] C. E. Shannon, "Communication theory of secrecy systems," *The Bell system technical journal*, vol. 28, no. 4, pp. 656–715, 1949.
- [27] Y. Zhao and H. Sun, "Secure summation: Capacity region, groupwise key, and feasibility," *IEEE Transactions on Information Theory*, 2023.
- [28] J. So, C. He, C.-S. Yang, S. Li, Q. Yu, R. E. Ali, B. Güler, and S. Avestimehr, "Lightsecagg: a lightweight and versatile design for secure aggregation in federated learning," *Proceedings of Machine Learning and Systems*, vol. 4, pp. 694–720, 2022.
- [29] T. Jahani-Nezhad, M. A. Maddah-Ali, S. Li, and G. Caire, "Swiftagg: Communication-efficient and dropout-resistant secure aggregation for federated learning with worst-case security guarantees," in *2022 IEEE International Symposium on Information Theory (ISIT)*. IEEE, 2022, pp. 103–108.
- [30] K. Wan, X. Yao, H. Sun, M. Ji, and G. Caire, "On the information theoretic secure aggregation with uncoded groupwise keys," *IEEE Transactions on Information Theory*, 2024.
- [31] K. Wan, H. Sun, M. Ji, T. Mi, and G. Caire, "The capacity region of information theoretic secure aggregation with uncoded groupwise keys," *IEEE Transactions on Information Theory*, 2024.
- [32] Y. Zhao and H. Sun, "Mds variable generation and secure summation with user selection," *arXiv preprint arXiv:2211.01220*, 2022.
- [33] —, "The optimal rate of mds variable generation," in *2023 IEEE International Symposium on Information Theory (ISIT)*. IEEE, 2023, pp. 832–837.
- [34] Z. Li, Y. Zhao, and H. Sun, "Weakly secure summation with colluding users," in *2023 IEEE International Symposium on Information Theory (ISIT)*. IEEE, 2023, pp. 2398–2403.

- [35] H. Sun, "Secure aggregation with an oblivious server," *arXiv preprint arXiv:2307.13474*, 2023.
- [36] X. Yuan and H. Sun, "Vector linear secure aggregation," *arXiv preprint arXiv:2502.09817*, 2025.
- [37] X. Zhang, K. Wan, H. Sun, S. Wang, M. Ji, and G. Caire, "Optimal communication and key rate region for hierarchical secure aggregation with user collusion," *arXiv preprint arXiv:2410.14035*, 2024.
- [38] —, "Optimal rate region for key efficient hierarchical secure aggregation with user collusion," in *2024 IEEE Information Theory Workshop (ITW)*, 2024, pp. 573–578.
- [39] M. Egger, C. Hofmeister, A. Wachter-Zeh, and R. Bitar, "Private aggregation in hierarchical wireless federated learning with partial and full collusion," 2024. [Online]. Available: <https://arxiv.org/abs/2306.14088>
- [40] Q. Lu, J. Cheng, W. Kang, and N. Liu, "Capacity of hierarchical secure coded gradient aggregation with straggling communication links," *arXiv preprint arXiv:2412.11496*, 2024.
- [41] M. Egger, C. Hofmeister, A. Wachter-Zeh, and R. Bitar, "Private aggregation in wireless federated learning with heterogeneous clusters," in *2023 IEEE International Symposium on Information Theory (ISIT)*. IEEE, 2023, pp. 54–59.
- [42] M. Wigger, R. Timo, and S. Shamai Shitz, "Conferencing in wyner's asymmetric interference network: Effect of number of rounds," *IEEE Transactions on Information Theory*, vol. 63, no. 2, pp. 1199–1226, 2017.
- [43] M. Zhang, K. Wan, M. Cheng, and G. Caire, "Coded caching for two-dimensional multi-access networks with cyclic wrap around," *IEEE Transactions on Information Theory*, vol. 70, no. 1, pp. 30–50, 2024.
- [44] E. Peter, K. K. Namboodiri, and B. S. Rajan, "Multi-antenna coded caching for multi-access networks with cyclic wrap-around," in *2024 IEEE Wireless Communications and Networking Conference (WCNC)*. IEEE, 2024, pp. 1–6.
- [45] B. Serbetci, E. Parrinello, and P. Elia, "Multi-access coded caching: gains beyond cache-redundancy," in *2019 IEEE Information Theory Workshop (ITW)*. IEEE, 2019, pp. 1–5.
- [46] M. Ye and E. Abbe, "Communication-computation efficient gradient coding," in *International Conference on Machine Learning*. PMLR, 2018, pp. 5610–5619.
- [47] R. Tandon, Q. Lei, A. G. Dimakis, and N. Karampatziakis, "Gradient coding: Avoiding stragglers in distributed learning," in *International Conference on Machine Learning*. PMLR, 2017, pp. 3368–3376.
- [48] R. M. Gray *et al.*, "Toeplitz and circulant matrices: A review," *Foundations and Trends® in Communications and Information Theory*, vol. 2, no. 3, pp. 155–239, 2006.
- [49] E. A. Rawashdeh, "A simple method for finding the inverse matrix of vandermonde matrix," *Matematicki vesnik*, vol. 3, no. 71, pp. 207–213, 2019.