

A Minimalist Example of Edge-of-Stability and Progressive Sharpening*

Liming Liu¹ Zixuan Zhang¹ Simon Du² Tuo Zhao¹

March 5, 2025

Abstract

Recent advances in deep learning optimization have unveiled two intriguing phenomena under large learning rates: Edge of Stability (EoS) and Progressive Sharpening (PS), challenging classical Gradient Descent (GD) analyses. Current research approaches, using either generalist frameworks or minimalist examples, face significant limitations in explaining these phenomena. This paper advances the minimalist approach by introducing a two-layer network with a two-dimensional input, where one dimension is relevant to the response and the other is irrelevant. Through this model, we rigorously prove the existence of progressive sharpening and self-stabilization under large learning rates, and establish non-asymptotic analysis of the training dynamics and sharpness along the entire GD trajectory. Besides, we connect our minimalist example to existing works by reconciling the existence of a well-behaved “stable set” between minimalist and generalist analyses, and extending the analysis of Gradient Flow Solution sharpness to our two-dimensional input scenario. These findings provide new insights into the EoS phenomenon from both parameter and input data distribution perspectives, potentially informing more effective optimization strategies in deep learning practice.

1 Introduction

Deep learning has revolutionized many fields, from computer vision to natural language processing. However, this progress has also posed significant challenges to classical optimization theory. Most classical gradient descent (GD) analysis assumes small learning rates for easing convergence analysis. Consider minimizing a smooth loss function $L(\theta)$ with respect to the parameter θ , classical analyses show that when choosing a learning rate η such that $S(\theta) \leq 2/\eta$, where $S(\theta)$ denotes the largest eigenvalue of the Hessian matrix $\nabla^2 L(\theta)$, the optimization is “stable” and the loss function decreases monotonically to guarantee convergence [Nesterov \(2013\)](#).

Recent works such as [Cohen et al. \(2021\)](#), however, have observed that such a stability assumption does not hold when training modern neural networks with GD. In particular, they summarize two specific phenomena: The first one is called “*Progressive Sharpening*”(PS), that is, $S(\theta)$, which

^{*1} Georgia Tech, ² University of Washington. Emails: {lliu606, zzhang3105, tourzhao}@gatech.edu, ssdu@cs.washington.edu

is also referred to as the “sharpness” in [Cohen et al. \(2021\)](#), keeps increasing until it reaches the instability threshold $2/\eta$ during training; The second one is called “*Edge of Stability*”(EoS), that is, the sharpness hovers at the instability threshold $2/\eta$ after progressive sharpening, with the loss decreases continuously and nonmonotonically. These two phenomena undoubtedly challenge the classical analyses and have already attracted the attention of many researchers.

Current research on understanding these phenomena has developed along two lines. The first line pursues a so-called “generalist analysis” frameworks that, while being generic, rely on hard-to-verify assumptions. For example, [Li et al. \(2022b\)](#) analyze GD for training two-layer wide neural networks. By characterizing the norms of the second-layer weights, they prove a four-stage behavior, covering the PS and EoS phenomena. However, their analysis requires assumptions that are hard to verify for two-layer neural networks, e.g., the sharpness being upper bounded, and only works for extremely wide settings, which diverges from practical scenarios. [Damian et al. \(2022\)](#) prove a similar four-stage behavior based on a general loss function, and their analysis also relies on hard-to-verify assumptions, such as the existence of progressive sharpening and the existence of a certain well-behaved “stable set”, which is doubted and showed badly-behaved for scalar networks in ([Kreiser et al., 2023](#)). Overall speaking, such analysis provide results similar to real experiments, but their hard-to-verify assumptions significantly restrict their applicability to practice. Relaxing these assumptions is also extremely challenging.

The second line focuses on minimalist examples, offering more concrete and intuitive insights without requiring specific theoretical assumptions. For instance, [Zhu et al. \(2022\)](#) study $2d$ slices of a 4-layer linear scalar network and prove convergence to a minimum with sharpness slightly below to $2/\eta$, and [Wang et al. \(2023\)](#) consider the behavior of sharpness with GD on a special class of 2-layer scalar networks (with nonlinear activation) in the form of $F(xy)$. However, these works suffer from two drawbacks: (1) They can only characterize the asymptotic sharpness of the converged minimum. Due to the lack of analyzing sharpness for the entire trajectory, they cannot provide more desirable nonasymptotic guarantees for the PS and EoS stages; (2) The setting of scalar networks is over-simplified compared with practice, and the obtained results cannot explain the role of the input data dimension in the EoS stage.

Besides, another notable example of the minimalist analysis is [Kreiser et al. \(2023\)](#), which analyze a variant of sharpness. Specifically, they introduce a concept of Gradient Flow Solution (GFS), and prove a monotonic decrease in the sharpness of GFS at the EoS stage for scalar networks. In addition to the aforementioned drawbacks, [Kreiser et al. \(2023\)](#) also suffer from another drawback: The sharpness of GFS does not directly transfer to that of GD trajectory, thus providing no immediate explanation for the EoS phenomenon.

In this paper, we aim to address the limitations of the minimalist analysis by providing a more sophisticated example: A two-layer neural network of width one with a two-dimensional input – in particular, one input dimension is relevant to the response, and the other input dimension is irrelevant. We establish nonasymptotic analysis of the training dynamics along the entire trajectory: (1) We prove the existence of progressive sharpening and self-stabilization under large learning rates; (2) We provide sharpness guarantees for the entire trajectory, showing that GD trajectory will never exceed a sharpness upper bound; (3) We prove that the non-monotonically decreasing loss is

essentially monotonically decreasing when projected to the only relevant dimension. Through such theory, we provide new insights of why EoS happens from the perspective of both parameters and input data distribution.

Moreover, we highlight two connections of our theory to existing works: (1) We reduce the gap on the existence of a well-behaved “stable set” between the minimalist and generalist analyses. Specifically, [Kreiser et al. \(2023\)](#) prove that the stable set hypothesized in [Damian et al. \(2022\)](#) can be disjoint in the scalar networks studied by [Zhu et al. \(2022\)](#); [Kreiser et al. \(2023\)](#), which essentially violates the assumption of [Damian et al. \(2022\)](#). Therefore, the projected GD considered in [Damian et al. \(2022\)](#) cannot smoothly decrease the loss toward zero. In contrast, we prove that in our considered two-layer neural network with the two-dimensional input admits a nontrivial well-behaved set, which is the subset of the stable set defined in [Damian et al. \(2022\)](#). This indicates a potential separation between the bivariate and scalar inputs for linear networks; (2) We extend the analysis of [Kreiser et al. \(2023\)](#) and provide the monotonic decrease of GFS sharpness for our considered two-layer neural network with the two-dimensional input.

2 Related Works

The asymptotic property of GD sharpness was first mentioned in [Wu et al. \(2018\)](#) as an empirical observation, that is, the minimal sharpness that the GD trajectory with learning rate η ultimately converges to is always around $\frac{2}{\eta}$. [Cohen et al. \(2021\)](#) made a comprehensive empirical study on the sharpness of the entire GD trajectory. To be more specific, they summarized two phenomena: “progressive sharpening” and “edge of stability”, which means the sharpness of gradient descent with a learning rate η will first increase to $\frac{2}{\eta}$ and then stabilize at such a scale during the entire training process. They also illustrated that the training loss of GD with a learning rate η can non-monotonically decrease, even when the stable condition, sharpness $\lambda \leq \frac{2}{\eta}$ (where η is the learning rate), is not satisfied. The non-monotonic decay property of the training loss with GD has also been observed in various other settings ([Wu et al., 2018](#); [Arora et al., 2018](#); [Xing et al., 2018](#); [Jastrzebski et al., 2020](#); [Lewkowycz et al., 2020](#); [Wang et al., 2021](#); [Li et al., 2022a](#)).

Recently, several works have attempted to comprehend the mechanism behind EoS with different loss functions under various assumptions ([Ahn et al., 2022](#); [Ma et al., 2022](#); [Arora et al., 2022](#); [Lyu et al., 2022](#); [Li et al., 2022b](#); [Zhu et al., 2022](#)). From a landscape perspective, [Ma et al. \(2022\)](#) defined a special subquadratic property of the loss function and proved that EoS occurs based on this assumption. [Ahn et al. \(2022\)](#) followed this landscape property and studied the unstable convergence behavior of GD. Both [Arora et al. \(2022\)](#) and [Lyu et al. \(2022\)](#) investigated the implicit bias on the sharpness of GD in some general loss function.

There are also some works trying to investigate EoS phenomenon on highly simplified settings. [Zhu et al. \(2022\)](#) proved the asymptotic sharpness of the converged minimum will be close to $\frac{2}{\eta}$. [Wang et al. \(2023\)](#) consider the behavior of sharpness with GD on a special class of 2-layer scalar networks (with nonlinear activation) in the form of $F(xy)$, and also get an asymptotic result and show some other behavior beyond EoS in their setting. [Agarwala et al. \(2022\)](#) investigate second order regression models, get an asymptotic result similar to [Zhu et al. \(2022\)](#), and a result loosely

related to “progressive sharpening”. [Chen and Bruna \(2023\)](#) investigate the behavior beyond edge of stability in various simplified examples. [Kreisler et al. \(2023\)](#) consider the setting of scalar networks, and show a new concept gradient flow solution (GFS) will decrease during EoS.

Another line of work ([Lewkowycz et al., 2020](#); [Wang et al., 2021](#)) focuses on the implicit bias introduced by large learning rates. [Lewkowycz et al. \(2020\)](#) first proposed the “catapult phase”, a regime similar to the EoS, where loss does not diverge even if the sharpness is larger than $\frac{2}{\eta}$. [Wang et al. \(2021\)](#) analyze the balance effect of GD with a large learning rate for matrix factorization problems. More recently, [Li et al. \(2022b\)](#) provided a theoretical analysis of the sharpness along the gradient descent trajectory in a highly overparameterized two-layer linear network setting under some hard-to-verify assumptions during the training process. [Damian et al. \(2022\)](#) followed [Li et al. \(2022b\)](#) to develop a general theory of self-stabilization also under some hard-to-verify assumptions. Moreover, they proposed a concept called “constrained trajectory” to show that the trajectory of GD with large learning rate deviates from the gradient flow, which was firstly observed by [Jastrzebski et al. \(2020\)](#) and confirmed by [Cohen et al. \(2021\)](#).

3 Setup

In this paper, we study a regression problem with two-dimensional input $x = (x_1, x_2)^\top \in \mathbb{R}^2$ and scalar response $y = f^*(x) \in \mathbb{R}$. For analytical simplicity, we suppose

$$\begin{pmatrix} x_1 \\ x_2 \end{pmatrix} \sim N\left(0, \begin{pmatrix} \lambda_1 & 0 \\ 0 & \lambda_2 \end{pmatrix}\right), \text{ and } f^*(x) = x_2,$$

where $\lambda_1 \geq 100, \lambda_1 \lambda_2 \leq 1$.¹ Here x_1 is an irrelevant feature with large scale, while small-scale x_2 fully determines the response y .

To learn the target function f^* , we use a two-layer width-one linear network with weights $\theta = (\alpha, \beta_1, \beta_2) \in \mathbb{R}^3$:

$$f(x; \theta) = \alpha \beta_1 x_1 + \alpha \beta_2 x_2.$$

Then the population square loss is given by

$$L(\theta) = \frac{1}{2} \mathbb{E}_{x,y} [(y - f(x; \theta))^2] = \frac{1}{2} \lambda_1 (\alpha \beta_1)^2 + \frac{1}{2} \lambda_2 (\alpha \beta_2 - 1)^2. \quad (3.1)$$

The Hessian matrix $H(\theta)$ of $L(\theta)$ can be written as:

$$H(\theta) = \begin{pmatrix} \lambda_1 \beta_1^2 + \lambda_2 \beta_2^2 & 2\lambda_1 \alpha \beta_1 & 2\lambda_2 \alpha \beta_2 - \lambda_2 \\ 2\lambda_1 \alpha \beta_1 & \lambda_1 \alpha^2 & 0 \\ 2\lambda_2 \alpha \beta_2 - \lambda_2 & 0 & \lambda_2 \alpha^2 \end{pmatrix}.$$

Definition 3.1 (Sharpness of $L(\theta)$). We define the largest eigenvalue of $H(\theta)$ as the sharpness parameter of $L(\theta)$. We denote it by $S(\theta)$.

¹The covariance matrix can be generalized to be non-diagonal due to the rotation invariance of GD.

Our setting is motivated by [Rosenfeld and Risteski \(2023\)](#), where they demonstrate that the oscillations during the EoS stage in image classification tasks are driven by “large magnitude” features in the input data. Notably, these features, such as the background color of CIFAR-10 images, show little correlation with the true labels. Inspired by this observation, our setting allows us to investigate the impact of feature relevance on training dynamics, and provides insights into the mechanisms behind the EoS phenomena.

To minimize the loss in (3.1), we adopt gradient descent with learning rate $\eta > 0$ and gradient clipping on β_1 :

$$\begin{aligned}\alpha(t+1) &= \alpha(t) - \eta \nabla_{\alpha} L(\theta(t)), \\ \beta_1(t+1) &= \text{Clip}\left(\beta_1(t) - \eta \nabla_{\beta_1} L(\theta(t)), \frac{\sqrt{10}}{6\sqrt{\lambda_1}}\right), \\ \beta_2(t+1) &= \beta_2(t) - \eta \nabla_{\beta_2} L(\theta(t)),\end{aligned}$$

where $\text{Clip}(x, c) = \text{sign}(x) \cdot \max\{|x|, c\}$. The clipping of β_1 prevents anomalous behavior in the dynamics. We provide further discussion in Appendix F.

We initialize the weights within the initialization set $\mathcal{X}(\eta)$, which is defined as the set of $\theta = (\alpha, \beta_1, \beta_2)$ satisfying

$$\begin{aligned}\sqrt{\frac{1.1}{\lambda_1 \eta}} &\leq \alpha \leq \sqrt{\frac{2}{\lambda_1 \eta}}, \\ \max\left\{\frac{\sqrt{6\eta\lambda_1}}{20}, \frac{3}{20\alpha}, \alpha\right\} &\leq \beta_2 < \frac{1}{\alpha}, \\ \frac{\lambda_2 \beta_2}{500\lambda_1 \alpha} (1 - \alpha \beta_2) &\leq \beta_1^2 \leq \frac{\lambda_2 \beta_2}{\lambda_1 \alpha} (1 - \alpha \beta_2).\end{aligned}$$

Our analyses focus on sufficiently large learning rate $\eta \in [2/\lambda_1, 0.1]$, where $\mathcal{X}(\eta)$ is nonempty. Moreover, we show that $\mathcal{X}(\eta)$ is a large set. For instance, when $\lambda_1 = 100$ and $\eta = 0.1$, it suffices to select α and β_2 such that

$$\frac{\sqrt{3}}{5} \leq \alpha \leq \frac{\sqrt{5}}{5}, \text{ and } \frac{\sqrt{5}}{5} \leq \beta_2 < \sqrt{5},$$

and then choose β_1 accordingly. Notably, this initialization allows us to explore the training dynamics across a wide range of learning rates, all starting from the same initial point. Additional details are provided in Appendix C.

The GD dynamics of our model exhibits interesting EoS phenomena. As shown in Fig 1, we observe that while the loss decreases over long timescales, it exhibits non-monotonic behavior with periodic spikes. Meanwhile, the sharpness grows and oscillates around $2/\eta$, with rapid alternation between progressive sharpening and self-stabilization phases. These characteristics align with the EoS phenomena observed in [Cohen et al. \(2021\)](#) and [Damian et al. \(2022\)](#), and extend beyond the scalar network setting studied in [Zhu et al. \(2022\)](#). We provide further discussion in Section 6.1.

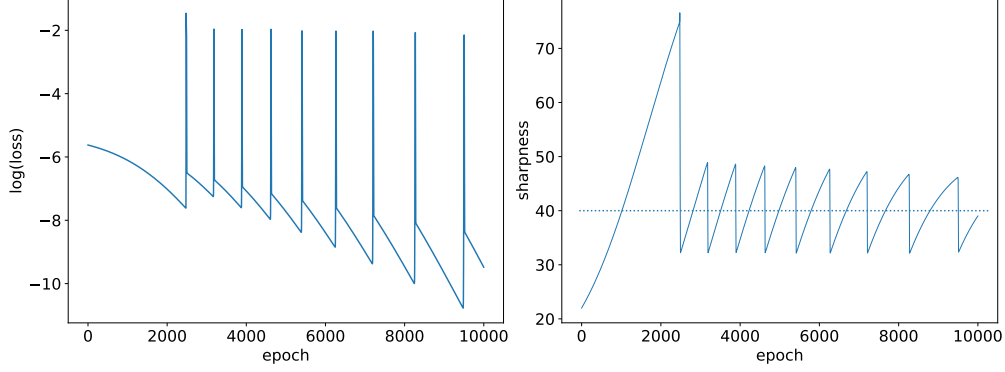


Figure 1: Set $\lambda_1 = 100$ and $\lambda_2 = 0.01$. We train our model with learning rate $\eta = 1/20$ for 10000 iterations.

4 Theoretical Results

In this section, we develop a nonasymptotic analysis of the GD dynamics throughout the entire trajectory. In section 4.1, we identify three distinct phases in the GD dynamics, proving the existence of progressive sharpening and self-stabilization. Furthermore, in Section 4.2, we establish that the loss (non-monotonically) converges to zero, with a rate that depends explicitly on the input data variance.

Throughout our analysis, we use a learning rate $\eta \in [2/\lambda_1, 0.1]$, and initialization within the set $\mathcal{X}(\eta)$ unless otherwise specified. Our choice of η is sufficiently large to guarantee the occurrence of EoS phenomena.

4.1 Gradient Descent Dynamics

To begin with, we present the three distinct phases identified in the GD dynamics.

Phase 1: Progressive sharpening before EoS. The loss L decreases monotonically, while the loss sharpness gradually increases, yet remains below the stability threshold $2/\eta$.

Phase 2.1: Progressive sharpening during EoS. As the dynamics enters the EoS (Edge of Stability) stage, the sharpness continues to increase monotonically and exceeds the stability threshold $2/\eta$.

Phase 2.2: Self-stabilization during EoS. In this phase of the EoS stage, the dynamics self-stabilize as the sharpness decreases monotonically until it falls below $2/\eta$.

Following Phase I, the dynamics enter a cyclical pattern alternating between Phases II.1 and II.2. Through this process, we further demonstrate that GD ultimately converges to global minima with a limiting sharpness bounded by $2/\eta$.

Theorem 4.1 (Global Convergence). For any $\delta > 0$ and $\epsilon > 0$, there exists a time $T(\delta, \epsilon)$, such that for any $t \geq T(\delta, \epsilon)$, we have

$$L(\theta(t)) \leq \epsilon \quad \text{and} \quad S(\theta(t)) \leq \frac{2 + \delta}{\eta}. \quad (4.1)$$

To rigorously characterize the GD dynamics, we first present the following properties of the parameters $\theta(t) = (\alpha(t), \beta_1(t), \beta_2(t))$:

Lemma 4.2. For all $t \geq 0$, use $v(t)$ to denote the eigenvector corresponding to the largest eigenvalue of $H(\theta(t))$, we have:

- (i) $\lambda_1 \alpha^2(t) \leq S(\theta(t)) \leq 1.12 \lambda_1 \alpha^2(t)$;
- (ii) $|\cos(v(t), (0, 1, 0))| > 0.9$;
- (iii) $\beta_2(t+1) > \beta_2(t)$.

We make the following remarks for Lemma 4.2.

Sharpness dominated by α Property (i) demonstrates that $\lambda_1 \alpha^2$ dominates the sharpness $S(\theta)$ along the trajectory, suggesting that analyzing α_1 suffices to reveal the dynamics of sharpness.

Instability of β_1 The top eigenvector $v(t)$ of $H(\theta(t))$ identifies the direction of maximum curvature in $L(\theta(t))$. When the sharpness is as large as $2/\eta$, updates along $v(t)$ can induce oscillatory instability in the GD dynamics. Property (ii) reveals that the oscillating direction $v(t)$ closely aligns with β_1 . Furthermore, we will show that β_1 induces spikes in the loss L in Section 4.2.

Monotonic Increase of β_2 In contrast to β_1 , β_2 is a stable direction. This stability difference arises from their respective second-order partial derivatives: $\frac{\partial^2 L}{\partial \beta_2^2}(\theta) = \lambda_2 \alpha^2$ is much smaller than $\frac{\partial^2 L}{\partial \beta_1^2}(\theta) = \lambda_1 \alpha^2$. Property (iii) confirms this stability, proving that β_2 increases monotonically throughout the GD trajectory.

Now we are ready to characterize the sharpness along the GD trajectory, and demonstrate the existence of progressive sharpening and EoS in the following theorem.

Theorem 4.3 (Progressive Sharpening). Let T_1 to be the first time such that $\lambda_1 \eta \alpha^2(T_1) \geq 1.5$ (T_1 can be ∞). Then for any $0 \leq t < T_1$, $\alpha > 0$ increases monotonically, and

$$\frac{1.1}{\eta} \leq S(\theta(t)) \leq \frac{1.7}{\eta}.$$

For $t \geq T_1$, we have

$$\frac{1.5}{\eta} \leq S(\theta(t)) \leq \frac{4.71}{\eta}.$$

Theorem 4.3 guarantees that the phenomenon of progressive sharpening before entering the EoS stage (Phase I) and the sharpness bounded near $2/\eta$ during EoS (Phase II). Specifically, when $t < T_1$, the sharpness keeps growing, as evidenced by the monotonic increase of α , yet stays below $2/\eta$. When $t \geq T_1$, the sharpness is bounded from below and above, near $2/\eta$, indicating the GD trajectory stays in the flat region and never escapes to a sharper region during EoS.

Furthermore, we prove the progressive sharpening (Phase II.1) and self-stabilization (Phase II.2) during EoS, when $\theta = (\alpha, \beta_1, \beta_2)$ is initialized within a more stable set $\tilde{\mathcal{X}}(\eta)$:

$$\tilde{\mathcal{X}}(\eta) := \{ (\alpha, \beta_1, \beta_2) \in \mathcal{X}(\eta) \mid \alpha \leq \sqrt{1.5/(\lambda_1 \eta)}, \beta_2 \leq 0.2/\alpha, \beta_1^2 \leq \frac{\lambda_2 \beta_2}{50 \lambda_1 \alpha} (1 - \alpha \beta_2) \}.$$

Here $\tilde{\mathcal{X}}(\eta)$ forms a significant subset of $\mathcal{X}(\eta)$. It represents a relatively flat region in $\mathcal{X}(\eta)$. Then we can derive the following theorem:

Theorem 4.4 (Edge of Stability). Let $\theta(0) \in \tilde{\mathcal{X}}(\eta)$. There exist T_2 and T_3 with $0 < T_2 < T_3$, such that:

- (Progressive Sharpening) For $t \in [0, T_2]$, we have

$$\alpha(t+1) > \alpha(t), \quad \text{and} \quad S(\theta(T_2)) > \frac{2.37}{\eta};$$

- (Self-stabilization) For $t \in (T_2, T_3]$, we have

$$\alpha(t+1) < \alpha(t), \quad \text{and} \quad S(\theta(T_3)) < \frac{2}{\eta} + \eta.$$

Theorem 4.4 give a precise characterization of the progressive sharpening phenomenon and self-stabilization, which is consistent with the empirical observation in [Damian et al. \(2022\)](#) and [Li et al. \(2022b\)](#). When $t < T_2$, the sharpness keeps increasing, as α grows monotonically, and exceeds the stability threshold $2/\eta$. When $T_2 < t \leq T_3$, the sharpness drops, as α decrease monotonically. Additionally, we empirically demonstrate that the GD dynamics alternates between progressive sharpening (Phase II.1) and self-stabilization (Phase II.2) during EoS in Figure 1.

4.2 Loss Decay Rate

In this section, we estimate a monotonic decay rate of the non-monotonic loss. Recall the loss function defined in (3.1):

$$L(\theta) = \underbrace{\frac{1}{2}\lambda_1(\alpha\beta_1)^2}_{L_1: \text{oscillatory term}} + \underbrace{\frac{1}{2}\lambda_2(\alpha\beta_2 - 1)^2}_{L_2: \text{convergence term}}. \quad (4.2)$$

The loss L has two components, an oscillatory term L_1 and a convergence term L_2 . The first term L_1 corresponds to learning the irrelevant feature x_1 , and contains an oscillatory parameter β_1 , as shown in (ii) of Lemma 4.2. Empirically, L_1 exhibits drastic fluctuations, but rapidly drops to zero every time the GD trajectory goes back to the stable region where $S(\theta) \leq 2/\eta$, as demonstrated in Figure 7. We thereby deduce that L_1 contributes to the spikes appearing in the loss dynamics, while L_2 dominates the loss descent.

Notably, L_1 barely influences the overall loss descent rate. This motivates us to focus on L_2 to estimate the monotonic decay rate. Our numerical experiments in Figure 7 indicate that L_2 well approximates the descent trend of L . However, L_2 is still non-monotonic, due to the fluctuations of α . Thereby, we consider

$$\widehat{L}(\theta) = \frac{1}{2} \left(1 - \frac{\sqrt{2}\beta_2(t)}{\sqrt{\lambda_1\eta}} \right)^2,$$

by restricting $\alpha = \sqrt{2/(\lambda_1\eta)}$. We first show that \widehat{L} is a good estimate for L_2 :

Lemma 4.5. Let $\theta(0) \in \mathcal{X}(\eta)$. For any $0 \leq t \leq T_4$, where

$$T_4 := \min\{t \geq 0 : \beta_2(t) \geq 0.5\sqrt{\lambda_1\eta/2}\},$$

we have

$$0.75L_2(\theta) \leq \widehat{L}(\theta) \leq 3.3L_2(\theta).$$

Moreover, for any $0 \leq t \leq T_4$ such that $\alpha(t) \leq \sqrt{2/(\lambda_1 \eta)}$, we have

$$0.75L_2(\theta) \leq \widehat{L}(\theta) \leq L_2(\theta).$$

Lemma 4.5 proves that $L_2(\theta)$ can be controlled by $\widehat{L}(\theta)$, especially when GD trajectory is in the stable region. Next, we present the decay rate for \widehat{L} :

Theorem 4.6. Let $\theta(0) \in \mathcal{X}(\eta)$. For any $0 \leq t \leq T_4$, with T_4 defined in Lemma 4.5, we have:

$$\left(1 - \frac{4\lambda_2}{\lambda_1}\right)^2 \leq \frac{\widehat{L}(\theta(t+1))}{\widehat{L}(\theta(t))} \leq \left(1 - \frac{\lambda_2}{\lambda_1}\right)^2.$$

Theorem 4.6 proves \widehat{L} decays in a linear rate upper bounded by $(1 - \lambda_2/\lambda_1)^2$. The rate becomes faster as λ_2/λ_1 grows larger. This reflects how the relative scale between features influences the loss decay. As λ_2/λ_1 increases, the model becomes more sensitive to the relevant feature x_2 , leading to faster loss descent. In addition, Figure 7 shows that the rate $(1 - 2\lambda_2/\lambda_1)^2$, which lies between the upper and lower bounds in Theorem 4.6, precisely estimates the decreasing speed of $L(\theta)$.

Our analysis primarily focuses on the interval $[0, T_4]$. While this formulation might appear constrained, it captures a substantial period of the optimization process, yielding valuable insights into the GD dynamics. Notably, Figure 7 demonstrates that the estimated decay rate maintains its validity well beyond the theoretically analyzed timeframe, suggesting broader applicability of our findings.

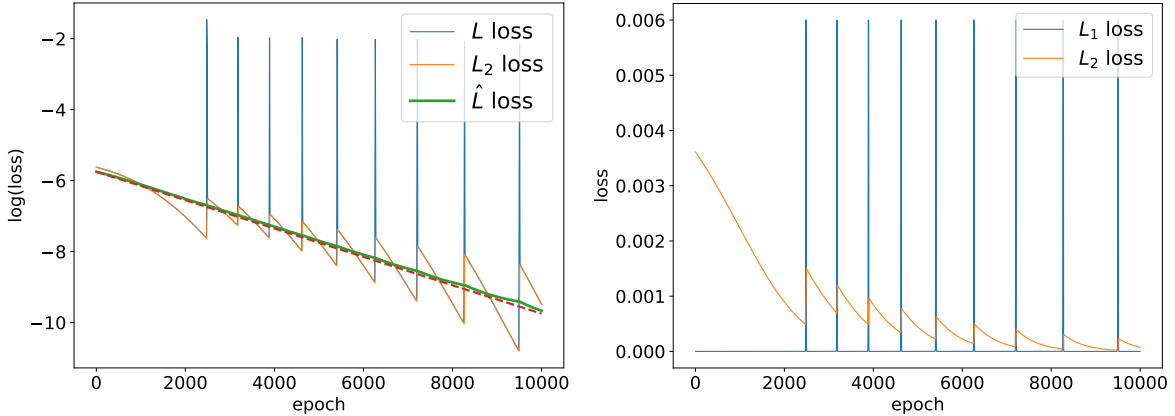


Figure 2: Same setting as Figure 1. In the left figure we plot $L(\theta)$, $L_2(\theta)$ and $\widehat{L}(\theta)$ in log scale. We can see that $\widehat{L}(\theta)$ nicely reflects the decay rate for $L_2(\theta)$. The slope of the red dashed line is $2\log(1 - \frac{2\lambda_2}{\lambda_1})$, which nicely reflect the decrease rate of $\widehat{L}(\theta)$. In the right figure we plot $L_1(\theta)$ and $L_2(\theta)$. In most time $L_1(\theta)$ is near zero unless spikes occur.

5 Connection with Existing Results

We present the connections of our theory to the gradient flow solution (GFS) proposed in Kreisler et al. (2023), and the “constrained trajectory” in Damian et al. (2022).

5.1 Connection with Gradient Flow Solution

Firstly, we introduce gradient flow (GF), which is the continuous form of GD:

$$\dot{\theta}(t) = -\nabla L(\theta(t)).$$

For any initialization θ , define the gradient flow solution (**GFS**) $\mathcal{S}_{\text{GF}}(\theta)$ as the limit of the GF trajectory, and denote $\phi(\theta)$ as the GFS sharpness, i.e. the loss sharpness at $\mathcal{S}_{\text{GF}}(\theta)$.

[Kreisler et al. \(2023\)](#) study the GFS sharpness along the GD trajectory on scalar networks, proving its monotonic decrease. We extend this analysis to our two-layer neural network with two-dimensional input. Herein, we verify that GD reduces the GFS sharpness in this more general setting, while further elucidating the distinction between GFS sharpness and GD sharpness.

The following Lemma characterizes the GFS sharpness when the GF starts at $\theta(0) \in \mathcal{X}(\eta)$.

Lemma 5.1. Let $\eta \in [2/\lambda_1, 0.1]$. For any $\alpha(0), \beta(0) \in \mathcal{X}(\eta)$ satisfying $\alpha(0) = \beta_2(0)$, there exists $\beta_1(0) \in \mathbb{R}$ such that $\theta(0) = (\alpha(0), \beta_1(0), \beta_2(0)) \in \mathcal{X}(\eta)$. Moreover, the GF initialized at $\theta(0)$ converges to a solution with the following sharpness:

$$\phi(\theta(0)) \geq \lambda_1 - 1.$$

Lemma 5.1 reveals that when initialized from a subset of $\mathcal{X}(\eta)$, GF converges to sharp minima with sharpness lower bounded by $\lambda_1 - 1$. This result shows that our analysis is beyond that in [Kreisler et al. \(2023\)](#), as they require $\phi(0) \leq \frac{2\sqrt{2}}{\eta}$. In particular, given $\lambda_1 \geq 100$, when $\eta > 4/(\lambda_1 - 1)$, the GFS sharpness $\phi(0) > 4/\eta$. While GD with large η converges to flat minima whose sharpness is bounded by $2/\eta$ (Theorem 4.1), GF exhibits different trajectories and converges to solutions with greater sharpness.

We next analyze GF initialized from points $\theta(t)$ along the GD trajectory. The following theorem demonstrates that GD decreases the GFS sharpness, which is consistent with the observations in [Kreisler et al. \(2023\)](#).

Theorem 5.2. For any $t \geq 0$, we have

$$\begin{aligned} \phi(\theta(t)) &\geq \frac{1 - \lambda_1 \eta \beta_2^2(t)}{2\eta} + \frac{\lambda_1 \sqrt{4 + (\frac{1}{\eta\lambda_1} - \beta_2^2(t))^2}}{2}, \\ \phi(\theta(t)) &\leq \frac{4.2 - \lambda_1 \eta \beta_2^2(t)}{2\eta} + \frac{\lambda_1 \sqrt{4 + (\frac{4.2}{\eta\lambda_1} - \beta_2^2(t))^2}}{2}, \end{aligned}$$

where both bounds monotonically decrease with time $t \geq 0$.

Here the monotonic decrease of the upper and lower bound in Theorem 5.2 is because of the monotonic increase of $\beta_2(t)$, as proved in Lemma 4.2 (iii). In Figure 3, we plot the upper and lower bound in Theorem 5.2. This demonstrates that both bounds do decrease monotonically with time, and implies a near-monotonic decrease of the GFS sharpness.

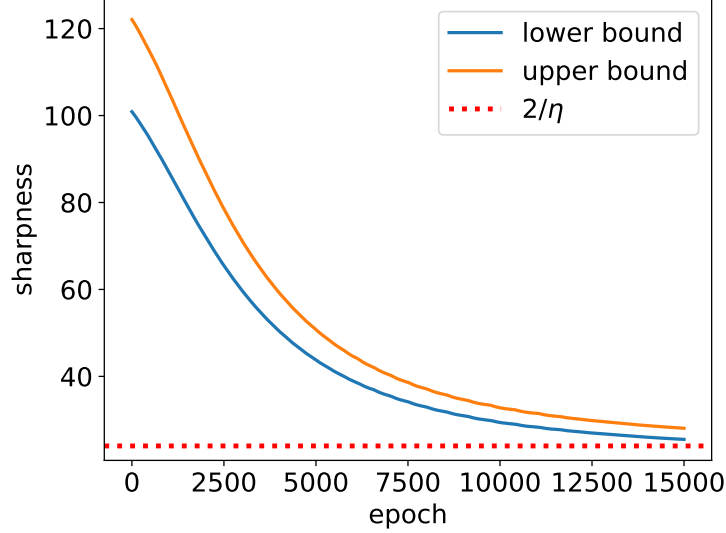


Figure 3: We choose learning rate η to be $\frac{1}{12}$, and show the evolvment of upper and lower bound in Theorem 5.2

Remark 5.3. Theorem 5.2 further illuminates the inconsistency of GFS sharpness with GD sharpness. While GFS sharpness starts high and decreases along the GD trajectory, the GD trajectory itself exhibits a different behavior as detailed in Section 4.1: its sharpness first increases monotonically, and then fluctuates around $2/\eta$ during EoS without showing a consistent decreasing trend.

Figure 4 illustrates GF trajectories initiated from various points along the GD path. Recall that a greater α indicates higher sharpness, as shown in (i) of Lemma 4.2. The visualization demonstrates how the GFSs transition from the highly sharp Minimizer 0 to Minimizer 3 with moderate sharpness $2/\eta$.

5.2 Connection with Constrained Trajectory

In this section, we draw connections to the “constrained trajectory” framework introduced by Damian et al. (2022), who show that GD at the edge of stability implicitly follows projected gradient descent (PGD) under the constraint $S(\theta) \leq 2/\eta$. Specifically, they consider PGD on a so-called stable set \mathcal{M} , which is defined as

$$\mathcal{M}(\eta) := \left\{ \theta : S(\theta) \leq \frac{2}{\eta} \quad \text{and} \quad \nabla L(\theta) \cdot u(\theta) = 0 \right\},$$

where $u(\theta)$ is the eigenvector associated with the largest eigenvalue of Hessian $H(\theta)$. Then the PGD on \mathcal{M} is formulated as

$$\theta_0^\dagger := \Pi_{\mathcal{M}}(\theta_0) \quad \text{and} \quad \theta_{t+1}^\dagger := \Pi_{\mathcal{M}}\left(\theta_t^\dagger - \eta \nabla L(\theta_t^\dagger)\right),$$

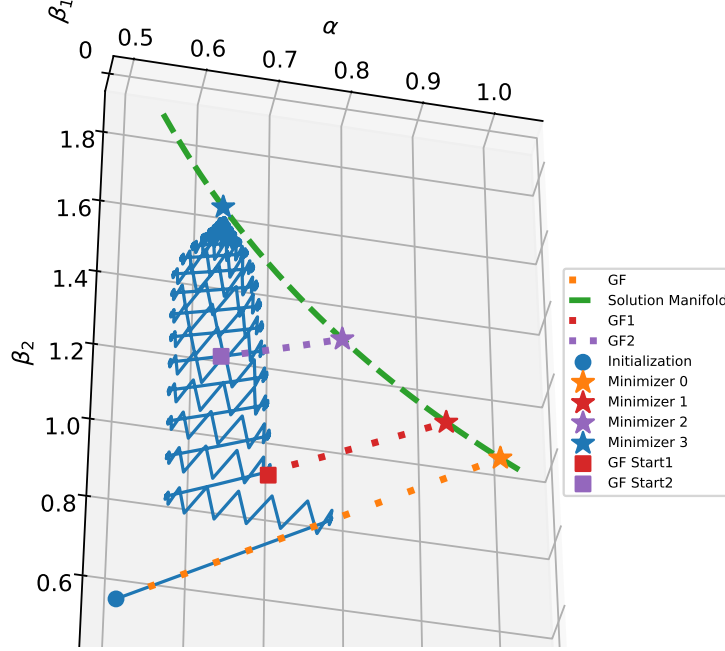


Figure 4: Same setting as Figure 1. We plot the GFs starting from different points on the GD trajectory and the minimizers these GFs converge to.

where the projection on \mathcal{M} is defined as $\Pi_{\mathcal{M}}(\theta) := \operatorname{argmin}_{\theta' \in \mathcal{M}} \|\theta - \theta'\|$. The trajectory of the PGD is referred to as “constrained trajectory”.

As mentioned in [Damian et al. \(2022\)](#), the constrained trajectory is mainly determined by the sharpness condition, $S(\theta) \leq 2/\eta$, while the other condition $\nabla L(\theta) \cdot u(\theta) = 0$ of \mathcal{M} is included to ensure the constrained trajectory stable, without affecting the stationary points of PGD on \mathcal{M} . Following the same principle, we choose our stable set as:

$$\mathcal{M}^\dagger(\eta) = \left\{ \theta : \frac{1}{\sqrt{\lambda_1 \eta}} \leq \alpha \leq \sqrt{\frac{2}{\lambda_1 \eta}}; \beta_1 = 0; 0 < \alpha \beta_2 \leq 9 \right\}.$$

The first condition α corresponds directly to maintaining sharpness near $2/\eta$ (Lemma 4.2). The second condition sets the oscillatory term β_1 to zero. Moreover, the third condition ensures parameter in $\mathcal{M}^\dagger(\eta)$ is not too far from solution manifold. The following lemma proves $\mathcal{M}^\dagger \subset \mathcal{M}$, and provides an explicit update rule for the PGD on \mathcal{M}^\dagger .

Lemma 5.4. Let $\eta \in [2/\lambda_1, 0.1]$ and $\theta(0) \in \mathcal{X}(\eta)$. Then $\mathcal{M}^\dagger(\eta)$ is a subset of $\mathcal{M}(\eta)$, and the PGD on $\mathcal{M}^\dagger(\eta)$ has the following update: $\beta_1^\dagger(t) \equiv 0$ and

$$\begin{aligned} \alpha^\dagger(t+1) &= \text{Clip} \left(\alpha^\dagger(t) - \eta \nabla_\alpha L(\theta^\dagger(t)), \sqrt{\frac{2}{\eta \lambda_1}} \right), \\ \beta_2^\dagger(t+1) &= \beta_2^\dagger(t) - \eta \nabla_{\beta_2} L(\theta^\dagger(t)). \end{aligned}$$

Lemma 5.4 implies that the PGD on \mathcal{M}^\dagger can be regarded as GD with β_1 restricted to zero and

α clipped. We next characterize the PGD trajectory, derive its convergence rate during EoS, and demonstrate its value in understanding GD dynamics.

Theorem 5.5. Let $\tilde{t} := \min\{t \geq 0 : \alpha^\dagger(\tilde{t}) = \sqrt{2/(\eta\lambda_1)}\}$. For any $0 \leq t < \tilde{t}$, the PGD on \mathcal{M}^\dagger satisfies

$$\alpha^\dagger(t+1) > \alpha^\dagger(t) \quad \text{and} \quad L(\theta^\dagger(t+1)) < L(\theta^\dagger(t)).$$

For any $t \geq \tilde{t}$, we have

$$L(\theta^\dagger(t+1)) = \left(1 - \frac{2\lambda_2}{\lambda_1}\right)^2 L(\theta^\dagger(t)) \quad (5.1)$$

Theorem 5.5 shows the loss monotonically decreases along the constrained trajectory, and provides an explicit convergence rate. We can see that this rate lies between the upper bound and lower bound in theorem 4.6, and in Fig 7 we can see that (5.1) predicts the decay rate of L precisely.

Remark 5.6. The constrained trajectory analysis complements our approach in Section 4.2 in an interesting way. Both methods aim to understand the core convergence behavior by handling the oscillatory dynamics, but through different means. The constrained trajectory directly enforces stability by projecting θ onto a stable set where $\beta_1 = 0$, while our previous analysis in Section 4.2 studies the convergence through L_2 (defined in (4.2)), while allowing the oscillatory parameter β_1 to vary naturally. Despite these distinct approaches, both analyses arrive at similar convergence rates, indicating that β_1 barely impacts the loss descent and reinforcing our understanding of the fundamental dynamics at the EoS.

We also visualize the constrained trajectory in Figure 5. We show that GD first “sharpens” to the unstable region where α is large, and then “self-stabilize” to the stable region. After that, another sharpening starts and the trajectory enters the next cyclical behavior. As illustrated in Figure 5, during EoS stage, GD trajectory will follow the constrained trajectory rather than GF trajectory.

6 Discussion

6.1 Alignment with the EoS Phenomena in Practice

To our best knowledge, the phenomenon in our setting, including the periodic progressive sharpening and self-stabilization, and the periodic loss spikes, have not been observed in previous minimalist settings Zhu et al. (2022); Kreisler et al. (2023); Wang et al. (2023); Chen and Bruna (2023). Our setting is based on the two dimensional input data with two features in different scale. This is different from most previous minimalist settings such as Zhu et al. (2022); Kreisler et al. (2023) where they suppose a scalar input. Recall that in our setting, we suppose a large-scale but irrelevant feature and a small scale and irrelevant feature. Such construction is the key for our phenomenon, as the model has the trend to progressive sharpening (to increase its norm) for fitting the small scale feature, but the large-scale irrelevant feature (or noise) will provide a regularization for the model, which provides a self-stabilization effect.

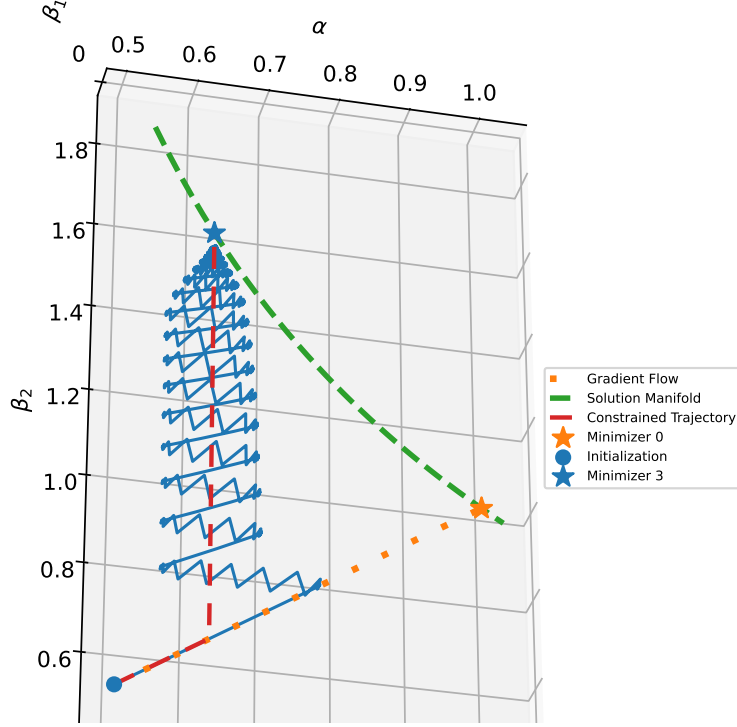


Figure 5: Same setting as Figure 1. We visualize the GD trajectory with learning rate $\eta = \frac{1}{20}$, as well as the GF and constrained trajectory starting from the same initialization.

We argue that observations in our settings are more similar to practical results [Cohen et al. \(2021\)](#); [Damian et al. \(2022\)](#) than observation in [Zhu et al. \(2022\)](#); [Kreisler et al. \(2023\)](#). In experiments from [Cohen et al. \(2021\)](#); [Damian et al. \(2022\)](#), it's easy to see the periodic progressive sharpening, self-stabilization and the loss spiles, see Figure 8 and 9. These phenomenon are also observed in our synthetic setting. In contrast, in the scalar network setting in [Zhu et al. \(2022\)](#); [Kreisler et al. \(2023\)](#), the sharpness jump up and down around $\frac{2}{\eta}$, and their loss function will monotonically decrease after first a few steps. See Figure 10 and Figure 11 for the experiments on scalar networks.

6.2 Trade-off in Large Learning Rates

When training neural networks, using larger learning rates, if not leading to divergence, has been seen to accelerate the training. However, this is not always the case. For example, we train a two-layer FFN (feed-forward networks) on Cifar10 dataset using GD with different learning rates. We report the number of training steps for decreasing the training loss from 0.32 to 0.22 in Figure 6. We choose such a range for the objective function, as we observe that the training loss clearly shows the EoS phenomenon. As can be seen, increasing the learning rate from 0.1 to 0.3 actually slows down the training by about 50% (5000 vs. 11000 steps). Therefore, there exists an optimal learning rate in terms of reducing the training loss function.

The phenomenon above can be partially justified by our theoretical analysis, which corresponds

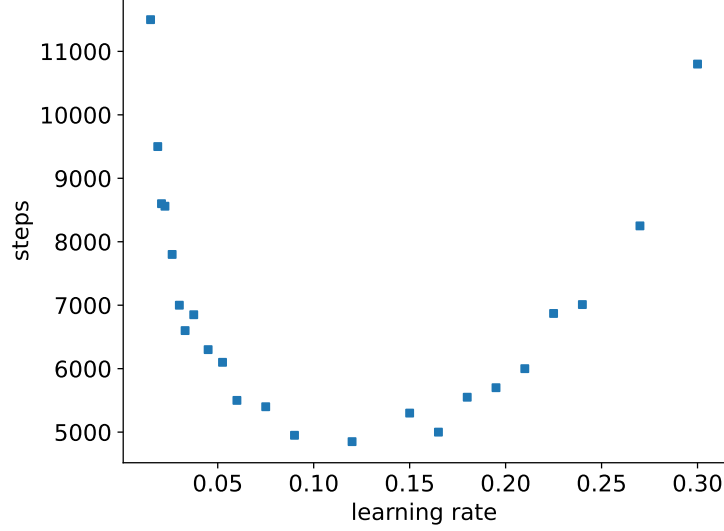


Figure 6: Training performance of a two-layer ReLU network on the CIFAR-10 dataset using Gradient Descent (GD) with various learning rates. The optimal learning rate is approximately 0.12. Further increases in the learning rate result in slower decreases in the training loss.

an extreme example of this phenomenon—under our setting: increasing the learning rate neither speeds up nor slows down the decrease of the loss. Recall that as suggested by (ii) of Lemma 4.2, β_1 – corresponding to the irrelevant input feature x_1 – mainly contributes to the oscillation of the loss function and drifts around 0. Meanwhile, as suggested by Theorem ?? and (i) of Lemma 4.2, the progressive sharpening and self-stabilization of EoS make α tend to stabilize around $\sqrt{\frac{2}{\eta\lambda_1}}$. Therefore, roughly speaking, the decrease of the loss function is mainly driven by β_2 , which corresponds to the relevant input feature x_2 .

Now we look into the landscape of the loss function with respect to β_2 , the sharpness along the β_2 direction is determined by its second order derivative $\frac{\partial^2 L(\theta)}{\partial \beta_2^2} = \lambda_2 \alpha^2$. As α gradually stabilizes around $\sqrt{\frac{2}{\eta\lambda_1}}$, $\frac{\partial^2 L(\theta)}{\partial \beta_2^2}$ tends to stabilize around $\frac{2\lambda_2}{\eta\lambda_1}$. Recall again that we have $\lambda_2 \ll \eta\lambda_1$, implying that $\frac{2\lambda_2}{\eta\lambda_1}$ is very small. Therefore, the loss function is very flat along the β_2 direction. Accordingly, the convergence of β_2 is likely to slow down, as β_2 approaches the minimum.

Our explanation above on the GD trajectory may look a bit complex. To summarize, the acceleration benefit of using a large learning rate eventually diminishes, as the landscape of the loss function along the major update direction is flat near the corresponding minimum.

Now let’s dive into Theorem 4.6 again. Recall that \widehat{L} can be viewed as a good approximation of the loss function L by only considering the relevant dimensions – α and β_2 . The decay rate of \widehat{L} is linear and independent on η . Therefore, as illustrated in Figure 7, the decay rate of the original loss function L also shows a similar convergence behavior – in another word, a large learning rate does not necessarily yield a faster convergence.

Although this example does not yet fully explain why increasing the learning rate slows down

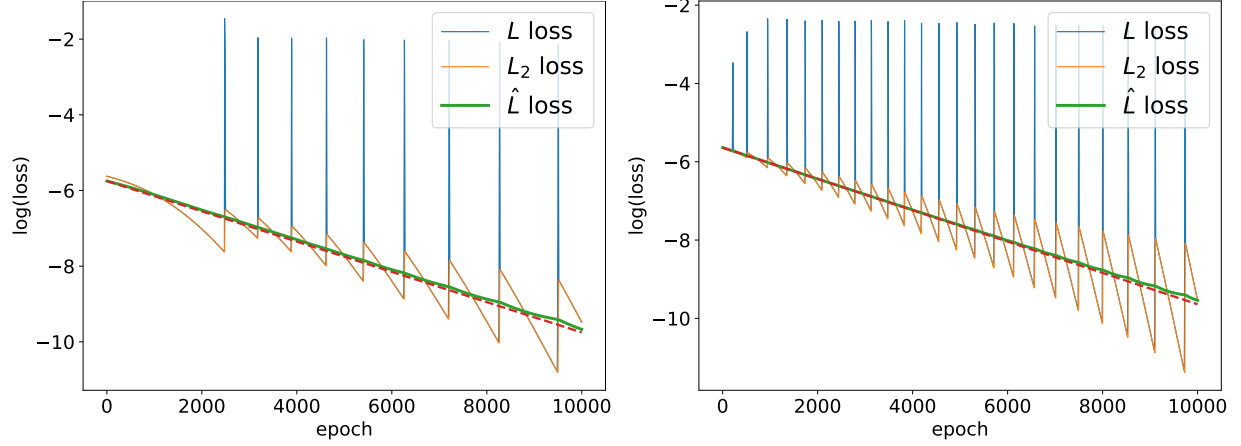


Figure 7: We train our model from the same initialization with learning rate $\eta = \frac{1}{20}$ (Left) and $\eta = \frac{1}{12}$ (Right). The slope of the red dashed lines in both figure is $2\log(1 - \frac{2\lambda_2}{\lambda_1})$, which reflects the decrease rate of the loss with different learning rate properly.

the loss decrease, we believe that the trade-off mechanism in our minimalist example provides a preliminary theoretical explanation for this phenomenon and can be extended by future effort.

References

- AGARWALA, A., PEDREGOSA, F. and PENNINGTON, J. (2022). Second-order regression models exhibit progressive sharpening to the edge of stability. *arXiv preprint arXiv:2210.04860*.
- AHN, K., ZHANG, J. and SRA, S. (2022). Understanding the unstable convergence of gradient descent. In *International Conference on Machine Learning*. PMLR.
- ARORA, S., LI, Z. and LYU, K. (2018). Theoretical analysis of auto rate-tuning by batch normalization. *arXiv preprint arXiv:1812.03981*.
- ARORA, S., LI, Z. and PANIGRAHI, A. (2022). Understanding gradient descent on the edge of stability in deep learning. In *International Conference on Machine Learning*. PMLR.
- CHEN, L. and BRUNA, J. (2023). Beyond the edge of stability via two-step gradient updates. In *International Conference on Machine Learning*. PMLR.
- COHEN, J. M., KAUR, S., LI, Y., KOLTER, J. Z. and TALWALKAR, A. (2021). Gradient descent on neural networks typically occurs at the edge of stability. *arXiv preprint arXiv:2103.00065*.
- DAMIAN, A., NICHANI, E. and LEE, J. D. (2022). Self-stabilization: The implicit bias of gradient descent at the edge of stability. *arXiv preprint arXiv:2209.15594*.
- DU, S. S., HU, W. and LEE, J. D. (2018). Algorithmic regularization in learning deep homogeneous models: Layers are automatically balanced. *Advances in neural information processing systems*, 31.

- JASTRZEBSKI, S., SZYMCAK, M., FORT, S., ARPIT, D., TABOR, J., CHO, K. and GERAS, K. (2020). The break-even point on optimization trajectories of deep neural networks. *arXiv preprint arXiv:2002.09572*.
- KREISLER, I., NACSON, M. S., SOUDRY, D. and CARMON, Y. (2023). Gradient descent monotonically decreases the sharpness of gradient flow solutions in scalar networks and beyond. *arXiv preprint arXiv:2305.13064*.
- LEWKOWYCZ, A., BAHRI, Y., DYER, E., SOHL-DICKSTEIN, J. and GUR-ARI, G. (2020). The large learning rate phase of deep learning: the catapult mechanism. *arXiv preprint arXiv:2003.02218*.
- LI, Z., BHOJANAPALLI, S., ZAHEER, M., REDDI, S. and KUMAR, S. (2022a). Robust training of neural networks using scale invariant architectures. In *International Conference on Machine Learning*. PMLR.
- LI, Z., WANG, Z. and LI, J. (2022b). Analyzing sharpness along gd trajectory: Progressive sharpening and edge of stability. *arXiv preprint arXiv:2207.12678*.
- LYU, K., LI, Z. and ARORA, S. (2022). Understanding the generalization benefit of normalization layers: Sharpness reduction. *Advances in Neural Information Processing Systems*, **35** 34689–34708.
- MA, C., WU, L. and YING, L. (2022). The multiscale structure of neural network loss functions: The effect on optimization and origin. *arXiv preprint arXiv:2204.11326*.
- NESTEROV, Y. (2013). *Introductory lectures on convex optimization: A basic course*, vol. 87. Springer Science & Business Media.
- ROSENFELD, E. and RISTESKI, A. (2023). Outliers with opposing signals have an outsized effect on neural network optimization. *arXiv preprint arXiv:2311.04163*.
- WANG, Y., CHEN, M., ZHAO, T. and TAO, M. (2021). Large learning rate tames homogeneity: Convergence and balancing effect. *arXiv preprint arXiv:2110.03677*.
- WANG, Y., XU, Z., ZHAO, T. and TAO, M. (2023). Good regularity creates large learning rate implicit biases: edge of stability, balancing, and catapult. *arXiv preprint arXiv:2310.17087*.
- WU, L., MA, C. ET AL. (2018). How sgd selects the global minima in over-parameterized learning: A dynamical stability perspective. *Advances in Neural Information Processing Systems*, **31**.
- XING, C., ARPIT, D., TSIRIGOTIS, C. and BENGIO, Y. (2018). A walk with sgd. *arXiv preprint arXiv:1802.08770*.
- ZHU, X., WANG, Z., WANG, X., ZHOU, M. and GE, R. (2022). Understanding edge-of-stability training dynamics with a minimalist example. *arXiv preprint arXiv:2210.03294*.

A Phenomena in other works

We begin by examining an experiment from [Cohen et al. \(2021\)](#), in which they train a two-layer tanh network to approximate a Chebyshev polynomial. The observed phenomenon closely resembles our findings. The sharpness initially increases, then rapidly decreases to a low level, before growing again and entering a cyclic pattern. Large spikes occur and quickly subside during this process. Figure 8 illustrates their results.

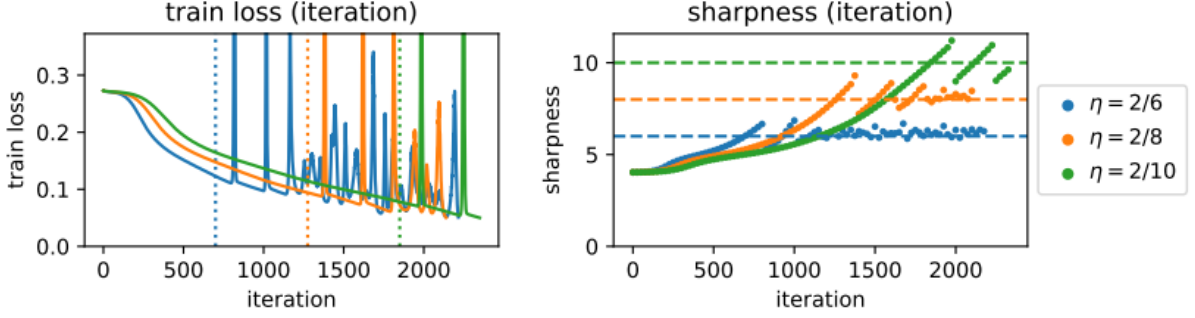


Figure 8: Experiment from [Cohen et al. \(2021\)](#). A two-layer tanh network is trained to approximate a Chebyshev polynomial using Gradient Descent (GD) with learning rates $\eta = \frac{2}{6}$, $\frac{2}{8}$, and $\frac{2}{10}$.

Similar observations are reported in [Li et al. \(2022b\)](#) and [Damian et al. \(2022\)](#). For instance, [Damian et al. \(2022\)](#) train a transformer with MSE Loss on the SST2 dataset. We present their results in Figure 9.

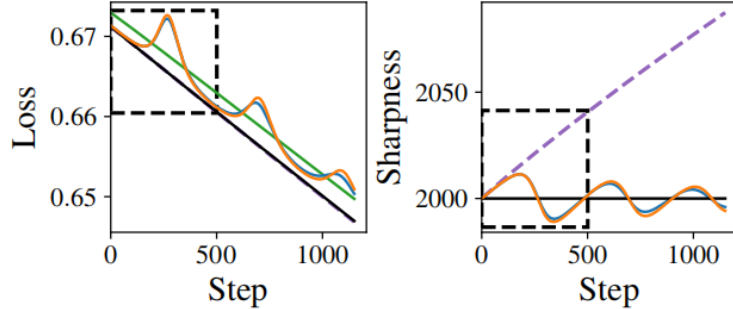


Figure 9: Experiment from [Damian et al. \(2022\)](#). A transformer model is trained on the Stanford Sentiment Treebank 2 (SST-2) dataset using Mean Squared Error (MSE) as the loss function.

These experiments from various studies align closely with our numerical experiments. However, we note a discrepancy between these practical experiments and those presented in [Zhu et al. \(2022\)](#) and [Kreisler et al. \(2023\)](#). In their experiments on scalar networks, the loss oscillates during the initial steps but subsequently decreases monotonically. The sharpness does not exhibit a progressive sharpening process; instead, it fluctuates around $2/\eta$ from the initialization. Figures 10 and 11 provide detailed illustrations of these observations. Based on these findings, we posit

that the Edge of Stability (EoS) phenomenon differs from that described in [Zhu et al. \(2022\)](#) and [Kreiser et al. \(2023\)](#).

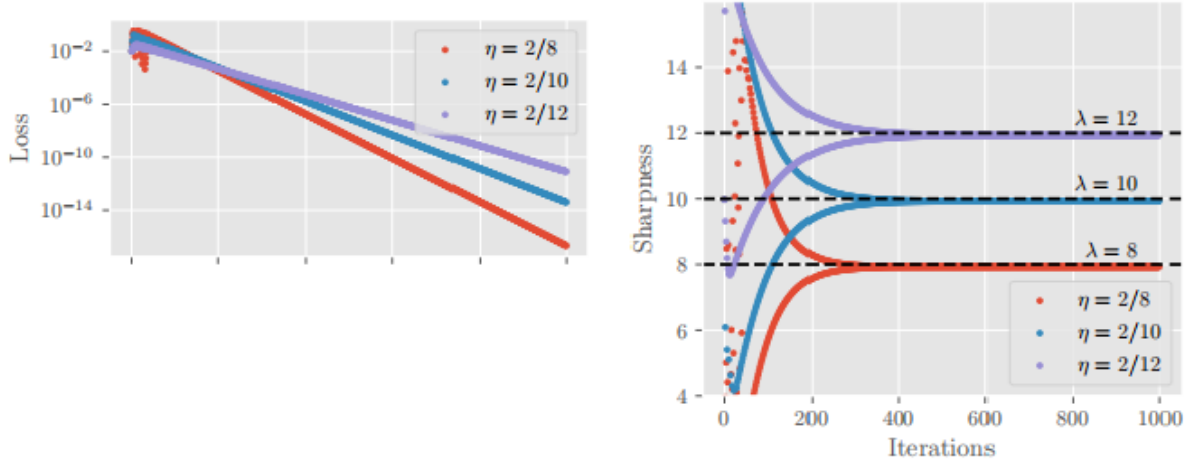


Figure 10: Experiment from [Zhu et al. \(2022\)](#). Gradient Descent (GD) is applied to the loss function $(1 - x^2 y^2)^2$, which represents a special case of a scalar network setting. The learning rates η are chosen to be $\frac{2}{8}$, $\frac{2}{10}$, and $\frac{2}{12}$.

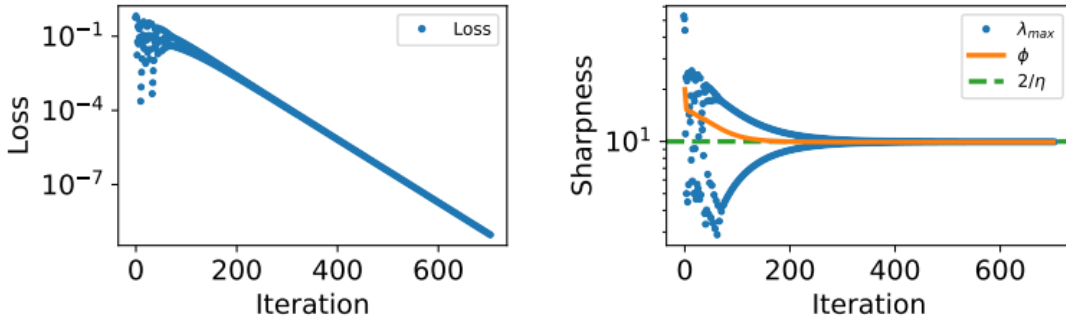


Figure 11: Experiment from [Kreiser et al. \(2023\)](#). A depth-4 scalar network is trained using Gradient Descent (GD) for 10^4 steps with a learning rate $\eta = 0.2$. The loss function is defined as $(1 - xyzw)^2$.

B More Experiments and Details

B.1 Experimental Details of Section 6.2

In the experiments shown in Figure 6, we train a two-layer multilayer perceptron (MLP) on the first 10,000 images of the CIFAR-10 dataset without image preprocessing. We use a 10-dimensional one-hot vector as the target and employ the Mean Squared Error (MSE) as the loss function. We measure the number of steps Gradient Descent (GD) takes to decrease the loss from 0.32 to 0.22.

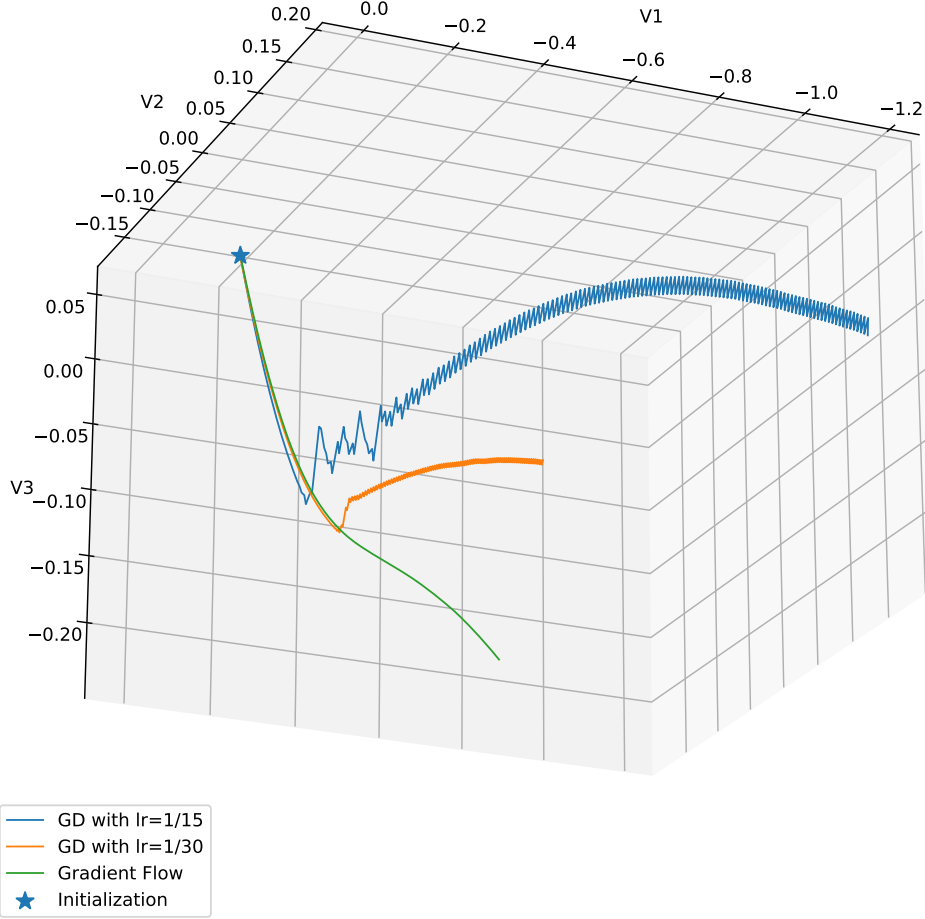


Figure 12: Visualization of GD trajectory for a four layers MLP training on Cifar10

It is important to note that in our experiment, GD with all learning rates has already entered the Edge of Stability (EoS) regime before the loss reaches 0.32.

B.2 Visualization of Practical Model Parameters in 3D Space

We visualize part of the GD trajectory with different learning rates, as well as the Gradient Flow (GF) trajectory, while training a four-layer MLP on a binary classification problem using the CIFAR-10 dataset. The GD trajectory closely follows the GF trajectory before entering the EoS regime. Subsequently, the GD trajectory enters an unstable region, beginning to oscillate, and its long-term movement shifts to a new direction that differs from the GF direction. This behavior is similar to GD’s behavior observed in our results presented in Figure 5. Additionally, we observe that GD with smaller learning rates follows the GF for a longer distance before beginning to change direction and oscillate in a new region.

C Theoretical Properties of Initialization

Our initialization allows us to explore the GD dynamics across a wide range of learning rates, all starting from the same initial point. This stands in stark contrast to previous minimalist analyses such as [Zhu et al. \(2022\)](#) and [Chen and Bruna \(2023\)](#), where their initializations permit only a narrow selection of learning rates.

To see this, we define a special set $\mathbb{Y} \subset \mathbb{R}^3$ that is independent of the learning rate:

$$\frac{2\sqrt{5}}{\sqrt{\lambda_1}} \leq \alpha < 1, \quad \max\left\{\alpha, \frac{\sqrt{3}}{10\alpha}\right\} \leq \beta_2 < \frac{1}{\alpha}, \quad \frac{\lambda_2\beta_2}{500\lambda_1\alpha} \leq \frac{\beta_1^2}{1-\alpha\beta_2} \leq \frac{\lambda_2\beta_2}{\lambda_1\alpha}.$$

We then have the following proposition:

Proposition C.1. For any $\theta \in \mathbb{Y}$, there exists a learning rate $\eta \leq 0.1$ such that for any decay rate $r \in [0.55, 1]$, $\theta \in \mathcal{X}(r\eta)$.

Proof. Since $\lambda_1\alpha^2 \geq 20$, we know that there exists a learning rate η such that $\lambda_1\alpha\eta = 2$. First, we show that $\theta \in \mathcal{X}(\eta)$:

- (i) $\lambda_1\alpha^2\eta = 2$ and $\alpha > 0$, so the condition $\sqrt{\frac{1.1}{\lambda_1\eta}} \leq \alpha \leq \sqrt{\frac{2}{\lambda_1\eta}}$ is satisfied.
- (ii) $\alpha \leq \beta_2 < \frac{1}{\alpha}$ is satisfied by the definition of \mathbb{Y} . Since $\beta_2 \geq \frac{\sqrt{3}}{10\alpha}$, we know $\beta_2 \geq \frac{\sqrt{3}}{20\alpha}$. Since $\eta = \frac{2}{\lambda_1\alpha^2}$, we have $\frac{\sqrt{6\eta\lambda_1}}{20} = \frac{\sqrt{3}}{10\alpha} \leq \beta_2$. So the condition $\max\left\{\frac{\sqrt{6\eta\lambda_1}}{20}, \frac{3}{20\alpha}, \alpha\right\} \leq \beta_2 < \frac{1}{\alpha}$ is satisfied.
- (iii) The condition for β_1 is naturally satisfied by the definition of \mathbb{Y} .

Next, note the following property that for $r \in [0.55, 1]$, we have:

$$1.1 \leq \lambda_1\alpha^2r\eta \leq 2, \quad \frac{\sqrt{6r\eta\lambda_1}}{20} \leq \frac{\sqrt{6\eta\lambda_1}}{20}.$$

Therefore, it is apparent that if $\theta \in \mathcal{X}(\eta)$, then for $r \in [0.55, 1]$, $\theta \in \mathcal{X}(r\eta)$. □

D Proofs for Section 4

D.1 Proof of Lemma 4.2 and Theorem 4.3

First we prove the following Proposition:

Proposition D.1. For any $t \geq 0$, and let \widehat{t} to be the first time such that $\lambda_1\eta\alpha^2(\widehat{t}) \geq 1.5$, then we will have:

$$1.5 \leq \lambda_1\eta\alpha^2(t) \leq 4.2 \quad \text{for } t \geq \widehat{t}. \tag{D.1}$$

and $\lambda_1\alpha^2(t)$ keeps to increase before \widehat{t} (\widehat{t} can be ∞).

Proof. Note that we use learning rate $\eta \leq 0.1$. The update equation can be written as:

$$\alpha(t+1) = \alpha(t) - \eta(\lambda_1\beta_1^2(t)\alpha(t) - \lambda_2\beta_2(t)(1 - \alpha(t)\beta_2(t))), \tag{D.2}$$

$$\beta_1(t+1) = \text{Clip}(\beta_1(t) - \eta\lambda_1\alpha^2(t)\beta_1(t), \frac{\sqrt{10}}{6\sqrt{\lambda_1}}), \tag{D.3}$$

$$\beta_2(t+1) = \beta_2(t) + \eta\lambda_2\alpha(t)(1 - \alpha(t)\beta_2(t)). \tag{D.4}$$

We can get that:

$$(1 - \alpha(t+1)\beta_2(t+1)) = (1 - \alpha(t)\beta_2(t)) \left[1 - \eta\lambda_2\alpha^2(t) - \eta\lambda_2\beta_2^2(t) - \eta^2\lambda_2^2\alpha(t)\beta_2(t)(1 - \alpha(t)\beta_2(t)) \right]. \quad (\text{D.5})$$

Note that the following are the initialization conditions:

$$1.1 \leq \eta\lambda_1\alpha^2(0) < 2, \quad \max\left\{\frac{\sqrt{6\eta\lambda_1}}{20}, \frac{3}{20\alpha(0)}, \alpha(0)\right\} \leq \beta_2(0) < \frac{1}{\alpha(0)}, \quad (\text{D.6})$$

$$\frac{\lambda_2\beta_2(0)}{500\lambda_1\alpha(0)}(1 - \alpha(0)\beta_2(0)) \leq \beta_1^2(0) \leq \frac{\lambda_2\beta_2(0)}{\lambda_1\alpha(0)}(1 - \alpha(0)\beta_2(0)). \quad (\text{D.7})$$

We set t^\dagger to be the largest time such that for any $t \leq t^\dagger$ we have $\alpha > 0$ and:

$$\eta\lambda_2\alpha^2(t) + \eta\lambda_2\beta_2^2(t) \leq 0.01.$$

We will first prove Proposition D.1 for $t \leq t^\dagger + 1$. For $t \leq t^\dagger + 1$ we know that in (D.5) we have:

$$1 - \eta\lambda_2\alpha^2(t) - \eta\lambda_2\beta_2^2(t) - \eta^2\lambda_2^2\alpha(t)\beta_2(t)(1 - \alpha(t)\beta_2(t)) \geq 1 - 0.01 - \frac{\eta^2\lambda_2^2}{4} > 0.$$

Since $\alpha(0)\beta_2(0) < 1$, based on (D.5) we can see that $\alpha(t)\beta_2(t) < 1$ for $t \leq t^\dagger + 1$. Therefore, if Proposition D.1 holds for $t \leq t^\dagger + 1$, we will get $\alpha(t) > 0$ for $t \leq t^\dagger + 1$, and we have:

$$\eta\lambda_2\alpha^2(t) + \eta\lambda_2\beta_2^2(t) \leq \frac{\lambda_2\lambda_1\eta\alpha^2(t)}{\lambda_1} + \frac{\eta^2\lambda_1\lambda_2}{\lambda_1\eta\alpha^2(t)} \leq \frac{5\lambda_2}{\lambda_1} + \frac{\eta^2}{1.1} \leq 0.01,$$

which means $t^\dagger = t^\dagger + 1$, thus $t^\dagger = \infty$. Therefore, it suffices to prove Proposition D.1 for $t \leq t^\dagger + 1$, which yields $t^\dagger = \infty$ and $\alpha(t)\beta_2(t) < 1$ for all t .

Let t_0 be the last time that $100\eta\alpha^2(t_0) < 2$, with $t_0 \leq \infty$. If α^2 does not increase monotonically before t_0 , let t_1 be the first time such that $\alpha^2(t_1 + 1) < \alpha^2(t_1)$, where $t_1 \geq 1$. We have that for any t , $\alpha(t)\beta_2(t) < 1$ and:

$$\begin{aligned} (1 - 0.01 - \eta^2\lambda_2^2)(1 - \alpha(t)\beta_2(t)) &\leq 1 - \alpha(t+1)\beta_2(t+1) \leq 0.85, \\ \alpha(t+1) &\leq \left(1 + \frac{\eta\lambda_2}{4\alpha^2(t)}\right)\alpha(t) \leq \left(1 + \frac{\eta}{4\lambda_1\alpha^2(t)}\right)\alpha(t). \end{aligned}$$

When $t = t_1 - 1$, we have:

$$(1 - \eta\lambda_1\alpha^2(t))^2 > 0.98 \cdot \left(1 + \frac{\eta}{4\lambda_1\alpha^2(t)}\right).$$

Thus, for $t = t_1 - 1$:

$$\lambda_1\alpha^2(t) \geq 1.95.$$

Moreover, for $t = t_1 - 1$, we have:

$$\beta_1^2(t) \leq \frac{1}{4\lambda_1\alpha^2(t)} \leq \frac{\eta}{7.8}.$$

Before t_0 , β_1^2 decreases monotonically, and when $\eta\lambda_1\alpha^2 \leq 1.9$, β_1^2 decreases with an exponential rate of at least 0.81. Using Bernoulli's inequality, we have:

$$\inf_{t_1 \leq t \leq t_0} \{\eta\lambda_1\alpha^2\} \geq 1.9 \cdot \left(1 - \frac{5\eta}{7.8}\right)^2 > 1.5.$$

Let \widehat{t} be the first time $\eta\lambda_1\alpha^2(t) \geq 1.5$. Then $\alpha^2(t)$ monotonically increases before \widehat{t} and $\inf_{\widehat{t} \leq t \leq t_0} \{\eta\lambda_1\alpha^2(t)\} \geq 1.5$. This also holds if $\alpha^2(t)$ increases monotonically before t_0 . Next, we suppose $t_0 < \infty$ to analyze what will happen if GD enters the unstable regime.

Let t_2 be the first time after t_0 such that $\eta\lambda_1\alpha^2(t_2) < 2$, where $t_2 \leq \infty$. If $t_2 = \infty$, it is apparent that $\lim_{t \rightarrow \infty} \lambda_1\alpha^2(t) = 2$. Therefore, there will exist $t_1 < \infty$, such that

$$\lambda_1\alpha^2(t_1 + 1) = \sup_{t_0 < t \leq t_2} \{\eta\lambda_1\alpha^2(t)\}.$$

For $t_0 < t \leq t_2$, we have:

$$\lambda_1 c^2 \alpha^2(t) \geq \frac{5}{18\eta\lambda_1} \geq \frac{\lambda_2}{4} > \lambda_2 \alpha(t) \beta_2(t) (1 - \alpha(t) \beta_2(t)).$$

We can deduce that for $t_0 < t \leq t_1$, $|\beta_1(t)| < \frac{\sqrt{10}}{6\sqrt{\lambda_1}}$. Thus, we know that before t_1 , the update equation is the same as GD without coordinate clipping.

We set undefined coefficients n_1 , n_2 and an undetermined time t^\star such that:

$$\begin{aligned} \lambda_1 \eta (\alpha^2(t+1) - \alpha^2(t)) &\geq \frac{1}{n_1} \quad \text{for } t^\star \leq t \leq t_0, \\ \lambda_1 \eta (\alpha^2(t+1) - \alpha^2(t)) &\leq \frac{1}{n_2} \quad \text{for } t_0 < t \leq t_2, \end{aligned}$$

where $n_1 > n_2$. We will estimate n_1 , n_2 , and $\frac{n_1}{n_2}$ later. Then we will have: $\lambda_1 \eta \alpha^2(t^\star + t) \geq 1.1 + \frac{t}{n_1}$ and $\lambda_1 \eta \alpha^2(t^\star + \frac{9n_1}{10}) \geq 2$. Then we have:

$$\left| \prod_{i=t^\star}^{t_0} (\lambda_1 \eta \alpha^2(i) - 1) \right| \geq \prod_{i=0}^{\frac{9n_1}{10}} \left(\frac{\frac{n_1}{10} + i}{n_1} \right) = \frac{n_1!}{(\frac{n_1}{10})! n_1^{\frac{9n_1}{10}}} \geq \frac{\sqrt{2\pi n_1} (\frac{n_1}{e})^{n_1}}{e^{\frac{5}{6n_1}} \sqrt{\pi n_1} (\frac{n_1}{10})^{\frac{n_1}{10}} n_1^{\frac{9n_1}{10}}} = \left(\frac{10^{\frac{1}{9}}}{e} \right)^{\frac{9n_1}{10}} \cdot \frac{\sqrt{2}}{e^{\frac{5}{6n_1}}}.$$

We suppose that $\lambda_1 \eta \alpha^2(t_1) = \lambda + 1$ where $\lambda > 1$. Then we will have $\lambda_1 \eta \alpha^2(t) - 1 \geq \lambda - \frac{t}{n_2}$ and $\lambda_1 \eta \alpha^2((\lambda - 1)n_2) - 1 \geq 1$. So we have:

$$\left| \prod_{i=t_0+1}^{t_1} (\lambda_1 \eta \alpha^2(i) - 1) \right| \geq \frac{(\lambda n_2)!}{n_2! n_2^{(\lambda-1)n_2}} \geq \left(\frac{\lambda^\lambda}{e^{\lambda-1}} \right)^{n_2} \cdot \frac{\sqrt{\lambda}}{e^{\frac{1}{12n_2}}}.$$

Therefore, we can obtain:

$$\left| \prod_{i=t^\star}^{t_1} (\lambda_1 \eta \alpha^2(i) - 1) \right| \geq \left(\frac{10^{\frac{1}{9}}}{e} \right)^{\frac{9n_1}{10}} \cdot \left(\frac{\lambda^\lambda}{e^{\lambda-1}} \right)^{n_2} \cdot \frac{\sqrt{2\lambda}}{e^{\frac{10n_2+n_1}{12n_1 n_2}}}.$$

Since $\alpha(t+1) \leq \alpha(t) + \lambda_2 \eta \beta_2(t)(1 - \alpha(t)\beta_2(t))$, we have:

$$\begin{aligned} \lambda_1 \eta \alpha^2(t+1) &\leq \lambda_1 \eta (\alpha(t) + \eta \lambda_2 \beta_2(t)(1 - \alpha(t)\beta_2(t)))^2 \\ &= \lambda_1 \eta \alpha^2(t) + 2\eta^2 \lambda_1 \lambda_2 \alpha(t)\beta_2(t)(1 - \alpha(t)\beta_2(t)) + \eta^3 \lambda_1 \lambda_2^2 \beta_2^2(t)(1 - \alpha(t)\beta_2(t))^2 \\ &\leq \lambda_1 \eta \alpha^2(t) + \frac{\eta^2}{2} + \frac{\eta^3}{16\lambda_1 \alpha^2(t)} \leq \lambda_1 \eta \alpha^2(t) + \frac{\eta^2}{2} + \frac{\eta^4}{16}. \end{aligned}$$

Given that $\eta \leq 0.1$, we can set n_1 and n_2 such that $\min\{n_1, n_2\} \geq 100$. Since we know:

$$\min_{t_0 \leq t \leq t_2} \{\alpha(t)\beta_2(t)\} \geq \max_{t^* \leq t \leq t_0} \{\alpha(t)\beta_2(t)\} \geq 0.15,$$

we can derive:

$$\frac{\min_{t^* \leq t \leq t_0} \alpha(t)\beta_2(t)(1 - \alpha(t)\beta_2(t))}{\max_{t_0 \leq t \leq T} \alpha(t)\beta_2(t)(1 - \alpha(t)\beta_2(t))} \geq \frac{1}{2}.$$

If $\lambda_1 \alpha(t_0)\beta_1^2(t_0) \leq \frac{1}{50} \lambda_2 \beta_2(t_0)(1 - \alpha(t_0)\beta_2(t_0))$, suppose t^* is the largest time before t_0 such that:

$$\lambda_1 \alpha(t)\beta_1^2(t) > \frac{1}{50} \cdot \lambda_2 \beta_2(t)(1 - \alpha(t)\beta_2(t)) \quad \text{for } t = t^* - 1.$$

Since before t_0 , we have $\beta_1^2(t+1) \geq (1.1 - 1)^2 \beta_1^2(t)$, we will have:

$$\frac{1}{5000} \lambda_2 \beta_2(t^*)(1 - \alpha(t^*)\beta_2(t^*)) \leq \lambda_1 \alpha(t^*)\beta_1^2(t^*) \leq \frac{1}{50} \lambda_2 \beta_2(t^*)(1 - \alpha(t^*)\beta_2(t^*)).$$

Based on the definition of t^* , we obtain:

$$\frac{\min_{t^* \leq t \leq t_0} (\alpha^2(t+1) - \alpha^2(t))}{\max_{t_0 < t \leq T} (\alpha^2(t+1) - \alpha^2(t))} \geq \frac{1}{2.04}.$$

In conclusion, we can set n_1 and n_2 such that $\frac{n_1}{n_2} \leq 2.04$.

Combining all the above equations, we have:

$$\left(\frac{10^{1/9}}{e}\right)^{9n_1/10} \cdot \left(\frac{\lambda^\lambda}{e^{\lambda-1}}\right)^{n_2} \cdot \frac{\sqrt{2\lambda}}{e^{(10n_2+n_1)/(12n_1n_2)}} > 100 \quad \text{when } \lambda = 3.19.$$

Since $\alpha(t_1) \geq \alpha(t^*)$ and $\alpha(t^*)\beta_2(t^*)(1 - \alpha(t^*)\beta_2(t^*)) \geq \frac{1}{2}\alpha(t_1)\beta_2(t_1)(1 - \alpha(t_1)\beta_2(t_1))$, we have:

$$\begin{aligned} \lambda_1 \eta \beta_1^2(t_1) \alpha^2(t_1) &> 10^4 \cdot \lambda_1 \eta \beta_1^2(t^*) \alpha^2(t^*) \\ &> \frac{10^4 \eta}{5 \cdot 10^3} \cdot \lambda_2 \alpha(t^*) \beta_2(t^*)(1 - \alpha(t^*)\beta_2(t^*)) \\ &\geq \lambda_2 \eta \alpha(t_1) \beta_2(t_1)(1 - \alpha(t_1)\beta_2(t_1)). \end{aligned}$$

If $\lambda_1 \alpha(t_0)\beta_1^2(t_0) > \frac{1}{50} \cdot \lambda_2 \beta_2(t_0)(1 - \alpha(t_0)\beta_2(t_0))$, then we can see:

$$\begin{aligned} \lambda_1 \eta \beta_1^2(t_1) \alpha^2(t_1) &> 10^4 \cdot \lambda_1 \eta \beta_1^2(t_0) \alpha^2(t_0) \\ &> \frac{10^4 \eta}{5 \cdot 10^3} \cdot \lambda_2 \alpha(t_0) \beta_2(t_0)(1 - \alpha(t_0)\beta_2(t_0)) \\ &> \lambda_2 \eta \alpha(t_1) \beta_2(t_1)(1 - \alpha(t_1)\beta_2(t_1)). \end{aligned}$$

Therefore, we have $\alpha(t_1 + 1) < \alpha(t_1)$, which contradicts the definition of t_1 . So we can obtain $\lambda < 4.19$. Consequently, we have proved that:

$$\sup_{t_0 < t \leq t_2} \{\eta \lambda_1 \alpha^2(t)\} = \lambda_1 \eta \alpha^2(t_1 + 1) \leq \lambda_1 \eta \alpha^2(t_1) + 0.01 \leq 4.2.$$

Next, we suppose $t_2 < \infty$ to examine the consequences. Using the property of coordinate clipping on β_1 , we can obtain a lower bound for $\alpha^2(t)$ as:

$$\lambda_1 \eta \alpha^2(t + 1) \geq (1 - \lambda_1 \eta c^2)^2 \cdot \lambda_1 \eta \alpha^2(t).$$

Let t_3 be the first time such that $\lambda_1 \eta \alpha^2(t) < 1.7$. It is easy to see that:

$$\lambda_1 \eta \alpha^2(t_3) \geq 1.7 \cdot (1 - \lambda_1 \eta c^2)^2.$$

Evidently, for $t \geq t_3$, we have:

$$\beta_1^2(t + 1) \leq \frac{1}{2} \beta_1^2(t + 1).$$

Therefore, by using Bernoulli's inequality, we obtain that for $t \geq t_5$:

$$\lambda_1 \eta \alpha^2(t) \geq 1.7 \cdot (1 - 2\lambda_1 \eta c^2)^2.$$

Using the condition that $2\lambda_1 \eta c^2 \leq \frac{1}{18}$, we get $100\eta \alpha^2(t) \geq 1.5$ for $t \geq t_5$. Then we know $\beta_1^2(t + 1) \geq \frac{1}{4} \beta_1^2(t)$ for $t \geq t_3$.

Let t_4 be the first time after t_3 such that $\alpha^2(t)$ starts to increase again. We will discuss whether $\beta_1^2(t_4)$ will satisfy the initialization condition. The left side is immediately due to the definition of t_4 . Let $\widehat{t}_4 = t_4 - 1$. Since we have:

$$\begin{aligned} \beta_2(\widehat{t}_4)(1 - \alpha(\widehat{t}_4)\beta_2(\widehat{t}_4)) &\geq (0.09 - \frac{\eta^2 \lambda_2^2}{4})\beta_2(t_4)(1 - \alpha(t_4)\beta_2(t_4)) \\ &\geq 5^{-3} \cdot \beta_2(t_4)(1 - \alpha(t_4)\beta_2(t_4)), \end{aligned}$$

the right side of the initial condition is simply due to:

$$\begin{aligned} \beta_1^2(t_4) &\geq \frac{1}{4} \beta_1^2(\widehat{t}_4) \\ &\geq \frac{\lambda_2 \beta_2(\widehat{t}_4)(1 - \alpha(\widehat{t}_4)\beta_2(\widehat{t}_4))}{4\lambda_1} \\ &\geq \frac{\lambda_2 \beta_2(t_4)(1 - \alpha(t_4)\beta_2(t_4))}{500\lambda_1}. \end{aligned}$$

Since $\beta_2(0) \geq \alpha(0)$, we can induce that $\beta_2(t) \geq \alpha(t)$ for all t . Since β_2 will increase for all time, we know $\beta_2(t_4) \geq \frac{\sqrt{6\eta\lambda_1}}{20}$.

So we get $\alpha(t_4)\beta_2(t_4) \geq \frac{3}{20}$. Then t_4 will satisfy initialization condition. Therefore, we can repeat the above proof from t_4 . So we know that Proposition D.1 is true for $t \leq t^\dagger + 1$. Then we obtain that $t^\dagger = \infty$ and $\alpha(t)\beta_2(t) < 1$ for all t . \square

D.1.1 Proof of Lemma 4.2

Since we have proved that $\alpha(t)\beta_2(t) < 1$ for all t , according to the update rule of β_2 in (D.4), we can conclude that $\beta_2(t+1) > \beta_2(t)$ for all t . This completes the proof of Lemma 4.2 (iii).

Next based on Lemma 4.2 (iii), we will prove Lemma 4.2 (i). Recall that the Hessian matrix for $\theta = (\alpha, \beta_1, \beta_2)^T$ is given by:

$$H(\theta) = \begin{pmatrix} \lambda_1\beta_1^2 + \lambda_2\beta_2^2 & 2\lambda_1\alpha\beta_1 & 2\lambda_2\alpha\beta_2 - \lambda_2 \\ 2\lambda_1\alpha\beta_1 & \lambda_1\alpha^2 & 0 \\ 2\lambda_2\alpha\beta_2 - \lambda_2 & 0 & \lambda_2\alpha^2 \end{pmatrix}.$$

Since $H(\theta)_{2,2} = \lambda_1\alpha^2$, it is apparent that $S(\theta) \geq \lambda_1\alpha^2$. Let us define matrices A and B as follows:

$$A = \begin{pmatrix} \lambda_1\beta_1^2 & 2\lambda_1\alpha\beta_1 \\ 2\lambda_1\alpha\beta_1 & \lambda_1\alpha^2 \end{pmatrix}, \quad B = \begin{pmatrix} \lambda_2\beta_2^2 & 2\lambda_2\alpha\beta_2 - \lambda_2 \\ 2\lambda_2\alpha\beta_2 - \lambda_2 & \lambda_2\alpha^2 \end{pmatrix}.$$

We use $\|M\|_2$ to denote the maximum singular value of any matrix M . It is apparent that:

$$S(\theta) \leq \|A\|_2 + \|B\|_2.$$

Since we have proved that $0 < \alpha\beta_2 < 1$, for B we have:

$$\begin{aligned} \|B\|_2 &= \max_{-1 \leq t \leq 1} \left\{ \left| \lambda_2\beta_2^2 t^2 + \lambda_2\alpha^2(1-t^2) + 2\lambda_2(2\alpha\beta_2 - 1)t\sqrt{1-t^2} \right| \right\} \\ &\leq \lambda_2\beta_2^2 + \lambda_2\alpha^2 + \lambda_2. \end{aligned}$$

Thus we have:

$$\begin{aligned} \frac{\|B\|_2}{\lambda_1\alpha^2} &\leq \frac{\lambda_2}{\lambda_1} \left(1 + \frac{1}{\alpha^4}\right) + \frac{\lambda_2}{\lambda_1\alpha^2} \leq \frac{\lambda_2}{\lambda_1} (1 + \lambda_1^2\eta^2) + \lambda_2\eta \\ &\leq \frac{1}{10000} + \frac{1}{1000} + \lambda_1\lambda_2\eta^2 \leq 0.0111. \end{aligned}$$

It is also easy to see from the above equation that:

$$\text{Tr}(B) = \lambda_2\beta_2^2 + \lambda_2\alpha^2 \leq 0.012 \cdot \lambda_1\alpha^2.$$

For $\|A\|_2$, without loss of generality, suppose $\beta_1 \geq 0$. Since we already know that:

$$\alpha \geq \frac{1}{\sqrt{\lambda_1\eta}} \geq \frac{\sqrt{10}}{\sqrt{\lambda_1}} \geq 6\beta_1,$$

let $u = (t, \sqrt{1-t^2})$ with $t \in [-1, 1]$. We then have:

$$|u^T Au| \leq \lambda_1\alpha^2 \left[t^2 + \frac{\beta_1^2}{\alpha^2}(1-t^2) + 4\frac{\beta_1}{\alpha}t\sqrt{1-t^2} \right].$$

Thus we have:

$$\frac{|u^T Au|}{\lambda_1\alpha^2} \leq t^2 + \frac{1}{36}(1-t^2) + \frac{2}{3}t\sqrt{1-t^2} \leq 1.105.$$

Therefore, we get $\|A\|_2 \leq 1.105 \cdot \lambda_1 \alpha^2$. Consequently, we obtain:

$$S(\theta) \leq \|A\|_2 + \|B\|_2 \leq (0.0111 + 1.105) \cdot \lambda_1 \alpha^2 \leq 1.12 \cdot \lambda_1 \alpha^2.$$

Thus we have proved Lemma 4.2 (i).

Next we will prove Lemma 4.2 (ii) based on Lemma 4.2 (i)(iii). Following the notation in the previous section, we aim to estimate the second eigenvalue of A , denoted as k_1 . We have:

$$k_1 = \text{tr}(A) - \lambda_{\max}(A).$$

It is straightforward to prove that $\lambda_{\max}(A) \geq \lambda_1 \alpha^2 + \lambda_1 \beta_1^2 = \text{tr}(A)$; thus, $k_1 \leq 0$. Let k_2 denote the second eigenvalue of B . We have:

$$k_2 \geq - \left\| \begin{pmatrix} 0 & \lambda_2 \alpha \beta_2 - \lambda_2 \\ \lambda_2 \alpha \beta_2 - \lambda_2 & 0 \end{pmatrix} \right\|_2 \geq -\lambda_2.$$

Therefore, if $H(\theta)$ has any negative eigenvalue k , then $k \geq k_1 - \lambda_2$. Let v_1, v_2 , and v_3 denote the three eigenvectors of $H(\theta)$ and $u = (0, 1, 0)^T$. We express u as:

$$u = \phi_1 v_1 + \phi_2 v_2 + \phi_3 v_3,$$

where $\phi_1^2 + \phi_2^2 + \phi_3^2 = 1$. We then have:

$$\begin{aligned} \lambda_1 \alpha^2 = u^T H(\theta) u &\leq \phi_1^2 \lambda_{\max}(H(\theta)) + (\text{tr}(H(\theta)) - \lambda_{\max}(H(\theta)) - k)(\phi_2^2 + \phi_3^2) \\ &\leq \phi_1^2 (\lambda_{\max}(A) + \lambda_{\max}(B)) + (\text{tr}(H(\theta)) - \lambda_{\max}(A) - k_1 + \lambda_2)(1 - \phi_1^2) \\ &\leq \phi_1^2 (1.105 \lambda_1 \alpha^2 + 0.01201 \lambda_1 \alpha^2) + (\text{tr}(B) + \lambda_2)(1 - \phi_1^2) \\ &\leq \phi_1^2 \cdot 1.12 \lambda_1 \alpha^2 + (0.012 \lambda_1 \alpha^2 + 0.001 \lambda_1 \alpha^2)(1 - \phi_1^2) \\ &= \lambda_1 \alpha^2 (1.12 \phi_1^2 + 0.013(1 - \phi_1^2)). \end{aligned}$$

Thus $1.12 \phi_1^2 + 0.013(1 - \phi_1^2) \geq 1$. This implies $\phi_1 \geq 0.9$, which means $|\cos(v_1, u)| \geq 0.9$. Therefore, we have completed the proof of Lemma 4.2 (ii).

D.1.2 Proof of Theorem 4.3

Theorem 4.3 is a direct corollary of Proposition D.1 and Lemma 4.2 (ii).

D.2 Proof of Theorem 4.1

Based on Lemma 4.2, we have $\beta_2 > 0$. Using the condition that $\alpha(t)\beta_2(t) < 1$ and the lower bound of α in Theorem 4.3, we can conclude that for any $\epsilon > 0$, there exists t_ϵ such that:

$$\alpha(t)\beta_2(t) \geq 1 - \epsilon \quad \text{for } t \geq t_\epsilon. \quad (\text{D.8})$$

Otherwise, $\alpha(t)\beta_2(t)$ would approach infinity.

If there exists T^\star such that:

$$\lambda_1 \eta \alpha^2 \geq 2 \quad \text{for } t \geq T^\star, \quad (\text{D.9})$$

then we have:

$$\beta_1^2(t) \geq \beta_1^2(T^\star) > 0 \quad \text{for } t \geq T^\star.$$

Based on $\alpha \geq \sqrt{\frac{2}{\lambda_1 \eta}}$ and $\alpha(t)\beta_2(t) < 1$, we can derive $\beta_2(t) < \sqrt{\frac{\lambda_1 \eta}{2}}$. Using equation (D.8), it is straightforward to prove that there exists $T_1 > T^\star$ such that:

$$\lambda_2 \beta_2(t)(1 - \alpha(t)\beta_2(t)) \leq \frac{\lambda_1 \beta_1^2(T^\star)\alpha(t)}{2} \quad \text{for } t \geq T_1.$$

Thus, we have:

$$\alpha(t+1) \leq \alpha(t) - \frac{\lambda_1 \beta_1^2(T^\star)\alpha(t)}{2},$$

which contradicts equation (D.9). Therefore, we have proven that there exist infinitely many t such that $\lambda_1 \eta \alpha^2 < 2$.

If there exists a $\delta > 0$ which does not satisfy the above proposition, then for any $t > t_0$, we have $\beta_2(t) < \sqrt{\frac{\lambda_1 \eta}{2+\delta}}$. Combining this with our previous conclusion, we find that there exist infinitely many t such that:

$$\alpha(t)\beta_2(t) < \sqrt{\frac{2}{\lambda_1 \eta}} \cdot \sqrt{\frac{\lambda_1 \eta}{2+\delta}} = \sqrt{\frac{2}{2+\delta}}.$$

This immediately contradicts Equation (D.8) when we set $\epsilon = 1 - \sqrt{\frac{2}{2+\delta}}$. So we have now proved that for any $\delta > 0$ and $\epsilon > 0$, there exists a time $\widehat{T}(\delta, \epsilon)$ such that for any $t \geq \widehat{T}(\delta, \epsilon)$:

$$\lambda_1 \alpha^2(t) \leq 2 + \delta, \quad 1 - \alpha(t)\beta_2(t) \leq \epsilon. \quad (\text{D.10})$$

Finally, we will prove that for any $d > 0$, there exists a time T_d such that $\beta_1^2(t) < d$ for $t > T_d$. If this were not the case, there would be infinitely many t such that $\lambda_1 \eta \alpha^2(t) \geq 1.9$. This implies that $\beta_2(t) < \sqrt{\frac{\lambda_1 \eta}{1.9}}$ for any t . We set $\epsilon_1, \delta > 0$ such that:

$$\left(1 + \frac{\lambda_2 \epsilon_1 (2 + \delta)}{\lambda_1 (1 - \epsilon_1)}\right) \left(1 - \lambda_1 \eta d + \frac{\lambda_1 \eta^2 \epsilon_1}{\sqrt{1.9}}\right) = y < 1.$$

When $t > \widehat{T}(\delta, \epsilon)$ and $\beta_2^2(t) \geq d$, we have:

$$\alpha(t+1)\beta_2(t+1) \leq \left(1 + \frac{\lambda_2 \epsilon_1 (2 + \delta)}{\lambda_1 (1 - \epsilon_1)}\right) \left(1 - \lambda_1 \eta d + \frac{\lambda_1 \eta^2 \epsilon_1}{\sqrt{1.9}}\right) = y.$$

This immediately contradicts our previous conclusion when we set $\epsilon = 1 - y > 0$. Therefore, for any $d > 0$, there exists a time T_d such that $\beta_2^2(t) < d$ for $t > T_d$. Combining this with Equation (D.10), we can conclude that for any $\epsilon \geq 0$, there exists a time T_ϵ such that for $t \geq T_\epsilon$, $L(\theta(t)) \leq \epsilon$.

We now know that for any ϵ and δ , there exists $\widetilde{T}(\delta, \epsilon)$ such that for $t \geq \widetilde{T}(\delta, \epsilon)$, we have:

$$\lambda_1 \eta \alpha^2(t) \leq 2 + \delta, \quad |\beta_1(t)| \leq \epsilon.$$

Recall that for $\theta = (\alpha, \beta_1, \beta_2)^T$, we have:

$$S(\theta) = \max \lambda_1 (t_2 \alpha + t_1 \beta_1)^2 + \lambda_2 (t_3 \alpha + t_1 \beta_2)^2 \quad \text{subject to} \quad t_1^2 + t_2^2 + t_3^2 \leq 1.$$

When $\beta_1 = 0$, $\alpha > 0$, $1 \leq \lambda_1 \eta \alpha^2 \leq 2 + \delta$, and $0 \leq \beta_2 \leq \frac{1}{\alpha}$, we have:

$$\begin{aligned} S(\theta) &= \max \lambda_1 \alpha^2 t_2^2 + \lambda_2 (t_3 \alpha + t_1 \beta_2)^2 \quad \text{subject to} \quad t_1^2 + t_2^2 + t_3^2 \leq 1 \\ &\leq \max \lambda_1 \alpha^2 t_2^2 + \lambda_2 (\alpha^2 + \beta_2^2)(t_1^2 + t_3^2) \quad \text{subject to} \quad t_1^2 + t_2^2 + t_3^2 \leq 1. \end{aligned}$$

Since $\lambda_2 \beta_2^2 \leq \frac{\lambda_2}{\alpha^2} \leq \lambda_1 \lambda_2 \eta \leq \eta \leq \frac{1}{100\eta} \leq \frac{\lambda_1 \alpha^2}{100}$, we get that $\lambda_2 \alpha^2 + \lambda_2 \beta_2^2 < \lambda_1 \alpha^2$. Thus, when $\beta_1 = 0$, $\alpha > 0$, $1 \leq \lambda_1 \eta \alpha^2 \leq 2 + \delta$, and $0 \leq \beta_2 \leq \frac{1}{\alpha}$, we have $\|H(\theta)\|_2 = \lambda_1 \alpha^2 \leq \frac{2+\delta}{\eta}$.

We can see that set $A = \{(\alpha, \beta_2, t_1, t_2, t_3) | \alpha > 0, 1 \leq \lambda_1 \eta \alpha^2 \leq 2 + \delta, 0 \leq \beta_2 \leq \frac{1}{\alpha}, t_1^2 + t_2^2 + t_3^2 \leq 1\}$ is compact in \mathbb{R}^5 . Now we define:

$$\begin{aligned} F(\alpha, \beta_1, \beta_2, t_1, t_2, t_3) &= \lambda_1 (t_2 \alpha + t_1 \beta_1)^2 + \lambda_2 (t_3 \alpha + t_1 \beta_2)^2, \\ g(\beta_1) &= \max_{(\alpha, \beta_2, t_1, t_2, t_3) \in A} F(\alpha, \beta_1, \beta_2, t_1, t_2, t_3). \end{aligned}$$

It is apparent that F is a continuous function. Thus, based on Berge's Maximum Theorem, g is also a continuous function. Since $g(0) \leq 2 + \delta$, we know there exists ϵ_δ such that when $|\beta_1(t)| \leq \epsilon_\delta$, we have $g(\beta_1) \leq (2 + 2\delta)/\eta$. Therefore, we know that for $t \geq \tilde{T}(\delta, \epsilon_\delta)$, $\|H(\theta(t))\|_2 \leq (2 + 2\delta)/\eta$, thus completing the proof.

D.3 Proof of Theorem 4.4

We consider the following initialization:

$$1.1 \leq \eta \lambda_1 \alpha^2(0) \leq 1.5, \quad \beta_2(0) \geq \max \left\{ \frac{\sqrt{6\eta \lambda_1}}{20}, \frac{3}{20\alpha(0)}, \alpha(0) \right\},$$

$$\frac{\lambda_2 \beta_2(0)}{500 \lambda_1 \alpha(0)} (1 - \alpha(0) \beta_2(0)) \leq \beta_1^2(0) \leq \frac{\lambda_2 \beta_2(0)}{50 \lambda_1 \alpha(0)} (1 - \alpha(0) \beta_2(0)).$$

Based on the result and proof in Theorem 4.3, we know that for any $t \geq 0$, $\alpha(t) \beta_2(t) \geq 0.15$.

Let T be the largest time such that α consistently increases before T , T_1 be the largest time such that $\alpha(t) \beta_2(t) \leq 0.85$ for $t \leq T_1$, T_2 be the first time such that $\lambda_1 \eta \alpha^2 \geq 2$, and T_3 be the first time such that

$$\beta_1^2(t) > \frac{\lambda_2 \beta_2(t)}{50 \lambda_1 \alpha(t)} (1 - \alpha(t) \beta_2(t)).$$

Since $\beta_1^2(1) \leq \frac{1}{4} \beta_1^2(0)$, we know $T_3 > \min\{T_1, T_2\}$. For $t \leq T_3$, we have the following equation:

$$\frac{\beta_2(t)}{\alpha(t)} \leq \max \left\{ \frac{\beta_2(0)}{\alpha(0)}, \frac{50}{49} \right\}.$$

Thus we have:

$$\alpha(t)\beta_2(t) \leq \frac{50}{49} \cdot \frac{\alpha^2(t)}{\alpha^2(0)} \cdot \alpha(0)\beta_2(0).$$

Then, based on the range of $\alpha(0)$ and the range of $\alpha^2(t)$ in the previous theorem, we have $\alpha(T_3)\beta_2(T_3) \leq 0.78$, which yields $T_1 > T_3$. Thereby, we get $T_2 < T_3 < T_1$. We also know $T > T_3$. Based on the definition of T_1 , we know:

$$\frac{\max_{0 \leq t \leq T_2} \alpha(t)\beta_2(t)(1 - \alpha(t)\beta_2(t))}{\min_{T_2 \leq t \leq T_3} \alpha(t)\beta_2(t)(1 - \alpha(t)\beta_2(t))} \leq 2.$$

Then we can easily obtain:

$$\frac{\max_{0 \leq t \leq T_2} (\alpha^2(t+1) - \alpha^2(t))}{\min_{T_2 < t \leq T_3} (\alpha^2(t+1) - \alpha^2(t))} \leq 2.1.$$

Similar to the previous proof, we set n_3 and n_4 such that:

$$\begin{aligned} 100\eta(\alpha^2(t+1) - \alpha^2(t)) &\leq \frac{1}{n_3} \quad \text{for } 0 \leq t \leq T_2, \\ 100\eta(\alpha^2(t+1) - \alpha^2(t)) &\geq \frac{1}{n_4} \quad \text{for } T_2 < t \leq T_3. \end{aligned}$$

Then we have $\min\{n_3, n_4\} \geq 100$ and $\frac{n_3}{n_4} \geq \frac{1}{2.1}$.

Similar to the previous proof, we obtain:

$$\left| \prod_{i=0}^{T_3} (100\eta\alpha^2(i) - 1) \right| \leq \left(\frac{2^{\frac{1}{2}}}{e^{\frac{1}{2}}} \right)^{n_3} \cdot \left(\frac{\lambda^\lambda}{e^{\lambda-1}} \right)^{n_4} \cdot \sqrt{2\lambda} \cdot e^{\frac{10n_4+n_3}{12n_3n_4}} \leq 0.1 \quad \text{when } \lambda = 1.37.$$

If $\lambda_1\eta\alpha^2(T_3) \leq 2.37$, based on the fact that $T_3 \leq T_1$, we have:

$$\begin{aligned} \beta_1^2(T_3) &\leq \frac{1}{100} \cdot \frac{\lambda_2\beta_2(0)}{50\lambda_1\alpha(0)}(1 - \alpha(0)\beta_2(0)) = \frac{1}{100} \cdot \frac{\lambda_2\alpha(0)\beta_2(0)(1 - \alpha(0)\beta_2(0))}{50\lambda_1\alpha^2(0)} \\ &\leq \frac{1}{40} \cdot \frac{\lambda_2\alpha(0)\beta_2(0)(1 - \alpha(0)\beta_2(0))}{50\lambda_1\alpha^2(T_3)} \leq \frac{1}{20} \cdot \frac{\lambda_2\alpha(T_3)\beta_2(T_3)(1 - \alpha(T_3)\beta_2(T_3))}{50\lambda_1\alpha^2(T_3)} \\ &= \frac{1}{20} \cdot \frac{\lambda_2\beta_2(T_3)(1 - \alpha(T_3)\beta_2(T_3))}{50\lambda_1\alpha(T_3)}. \end{aligned}$$

This contradicts the definition of T_3 . Thus, we conclude that $\lambda_1\eta\alpha^2(T_3) > 2.37$, which implies $\lambda_1\eta\alpha^2(T) > 2.37$ and $S(\theta(T)) > \frac{2.37}{\eta}$.

Since $\lambda_1\eta\alpha^2(t) > 2.37$ for $T_3 \leq t \leq T$, if $T \geq T_3 + 9$, we have either $\beta_1^2(T_3 + 8) \geq (\frac{\sqrt{10}}{6\sqrt{\lambda_1}})^2 = \frac{5}{18\lambda_1}$ or:

$$\begin{aligned} \beta_1^2(T_3 + 8) &\geq 1.37^{16} \cdot \frac{\lambda_2\beta_2(T_3)(1 - \alpha(T_3)\beta_2(T_3))}{50\lambda_1\alpha(T_3)} \geq \frac{3\lambda_2\beta_2(T_3)(1 - \alpha(T_3)\beta_2(T_3))}{\lambda_1\alpha(T_3)} \\ &= \frac{3\lambda_2\alpha(T_3)\beta_2(T_3)(1 - \alpha(T_3)\beta_2(T_3))}{\lambda_1\alpha^2(T_3)} \geq \frac{3\lambda_2\alpha(T_3)\beta_2(T_3)(1 - \alpha(T_3)\beta_2(T_3))}{\lambda_1\alpha^2(T_3 + 8)} \\ &\geq \frac{3}{2} \cdot \frac{\lambda_2\alpha(T_3 + 8)\beta_2(T_3 + 8)(1 - \alpha(T_3 + 8)\beta_2(T_3 + 8))}{\lambda_1\alpha(T_3 + 8)}. \end{aligned}$$

In the first case, it is also easy to prove that:

$$\begin{aligned}\lambda_1 \alpha^2(T_3 + 8) \beta_1^2(T_3 + 8) &\geq \frac{5\alpha^2}{18} \geq \frac{5}{18\lambda_1\eta} \geq \frac{5\lambda_2}{18\eta} \geq \frac{\lambda_2}{4} \\ &\geq \lambda_2 \alpha(T_3 + 8) \beta_2(T_3 + 8) (1 - \alpha(T_3 + 8) \beta_2(T_3 + 8)).\end{aligned}$$

This shows that $T \leq T_3 + 8$, which contradicts our assumption. Therefore, $T \leq T_3 + 8$. Based on the limited movement speed of $\alpha\beta_2$, we can easily prove that $\alpha(T)\beta_2(T) \leq \alpha(T_3)\beta_2(T_3) + 4\eta^2 \leq 0.82$. So we know that $T_1 \geq T$.

Let $T_4 \geq T$ be the first time such that

$$\beta_1^2(T_4) > \eta \lambda_2 \alpha(T) \beta_2(T) (1 - \alpha(T) \beta_2(T)).$$

Note that for the clipping constant, we have:

$$\frac{5}{18\lambda_1} \geq \frac{5\lambda_2}{18} > \eta \lambda_2 \alpha(T) \beta_2(T) (1 - \alpha(T) \beta_2(T)).$$

Let T_5 be the first time after T such that $\lambda_1 \eta \alpha^2 < 2$. Note that $T_5 < \infty$; otherwise, $L(\theta)$ cannot converge, which contradicts Theorem 4.1. For $T \leq t < T_4$, we have:

$$\begin{aligned}\alpha(t+1) &\leq \alpha(t) + \eta \lambda_2 \beta_2(t) (1 - \alpha(t) \beta_2(t)), \\ \alpha(t+1) &\geq \alpha(t) - \frac{1}{4} \eta^2 \lambda_1 \lambda_2 \alpha(t) \geq \alpha(t) - \frac{\eta^2}{4} \alpha(t).\end{aligned}$$

Thus, for $T \leq t < T_4$, we have:

$$\lambda_1 \eta \alpha^2(t+1) \geq (1 - \frac{\eta^2}{4})^2 \lambda_1 \eta \alpha^2(t). \quad (\text{D.11})$$

We already know that

$$\beta_1^2(T) > \frac{\lambda_2 \beta_2(T)}{\lambda_1 \alpha(T)} (1 - \alpha(T) \beta_2(T)).$$

If $T_4 \geq T + 3$, let $z = \lambda_1 \eta \alpha^2(T) \geq 2.37$. Then we have the following property:

$$(z-1)^2 ((1 - \frac{\eta^2}{4})^2 z - 1)^2 \geq z.$$

Using this property, we will have either $\beta_1^2(T+2) \geq \frac{5}{18\lambda_1}$ or:

$$\begin{aligned}\beta_1^2(T+2) &\geq (z-1)^2 (z-1 - 1.6\eta^2)^2 \beta_1^2(T) \geq \lambda_1 \eta \alpha^2(T) \beta_1^2(T) \\ &> \lambda_2 \eta \alpha(T) \beta_2(T) (1 - \alpha(T) \beta_2(T)).\end{aligned}$$

Thus, we get $T_4 \geq T + 2$, which leads to a contradiction. Therefore, $T_4 \leq T + 2$. Then, using (D.11), we know $T_5 > T_4$.

For $t \leq T_4 < T_5$, we have

$$\begin{aligned}1 - \frac{\eta^2}{4} &\leq \frac{\alpha(t+1)}{\alpha(t)} = 1 + \frac{\eta \lambda_2 \beta_2(t) (1 - \alpha(t) \beta_2(t))}{\alpha(t)} \leq 1 + \frac{\eta^2 \alpha(t) \beta_2(t) (1 - \alpha(t) \beta_2(t))}{\lambda_1 \eta \alpha^2(t)} \leq 1 + \frac{\eta^2}{8}. \\ 1 &\leq \frac{\beta_2(t+1)}{\beta_2(t)} \leq 1 + \eta \lambda_2.\end{aligned}$$

Based on the fact that $0.15 \leq \alpha(T)\beta_2(T) \leq 0.82$ and $\beta_1^2(T+1) \geq 1.37^2\beta_1^2(T)$, it is easy to prove that for $T \leq t < T_4$, we have $\alpha(t+1) < \alpha(t)$.

For $T_4 \leq t < T_5$, we have:

$$\beta_1^2(t) \geq \beta_1^2(T_4) > \lambda_2\eta\alpha(T)\beta_2(T)(1 - \alpha(T)\beta_2(T)).$$

Since $0.15 \leq \alpha(T)\beta_2(T) \leq 0.85$, we know:

$$\begin{aligned} \frac{\lambda_2\beta_2(t)}{\lambda_1\alpha(t)}(1 - \alpha(t)\beta_2(t)) &= \frac{\eta\lambda_2\alpha(t)\beta_2(t)(1 - \alpha(t)\beta_2(t))}{\lambda_1\eta\alpha^2(t)} \\ &\leq \frac{\alpha(t)\beta_2(t)(1 - \alpha(t)\beta_2(t))}{\alpha(T)\beta_2(T)(1 - \alpha(T)\beta_2(T))} \cdot \frac{\lambda_1\eta\alpha^2(T)}{\lambda_1\eta\alpha^2(t)} \cdot \frac{\eta\lambda_2\alpha(T)\beta_2(T)(1 - \alpha(T)\beta_2(T))}{\lambda_1\eta\alpha^2(T)} \\ &\leq 2 \cdot \frac{\lambda_1\eta\alpha^2(T)}{2} \cdot \frac{\eta\lambda_2\alpha(T)\beta_2(T)(1 - \alpha(T)\beta_2(T))}{\lambda_1\eta\alpha^2(T)} \\ &= \lambda_2\eta\alpha(T)\beta_2(T)(1 - \alpha(T)\beta_2(T)) < \beta_1^2(t). \end{aligned}$$

Thus, for $T_4 \leq t < T_5$, we have $\alpha(t+1) < \alpha(t)$. Therefore, we conclude that for $T \leq t < T_5$, we have $\alpha(t+1) < \alpha(t)$.

Let $T_5 < T_6 \leq \infty$ be the first time after T_5 such that $\alpha(t+1) \geq \alpha(t)$. We know that $\lambda_1\alpha^2(T_6) < \frac{2}{\eta}$. Recall that:

$$H(\theta) = \begin{pmatrix} \lambda_1\beta_1^2 + \lambda_2\beta_2^2 & 2\lambda_1\alpha\beta_1 & 2\lambda_2\alpha\beta_2 - \lambda_2 \\ 2\lambda_1\alpha\beta_1 & \lambda_1\alpha^2 & 0 \\ 2\lambda_2\alpha\beta_2 - \lambda_2 & 0 & \lambda_2\alpha^2 \end{pmatrix}.$$

If $T_6 = \infty$, then we know that $\|H(\theta(T_6))\|_2 = \lambda_1\alpha^2(T_6) < \frac{2}{\eta}$.

For the following part, we suppose $T_6 < \infty$. At T_6 , we have:

$$\lambda_1\alpha(T_6)\beta_1^2(T_6) \leq \lambda_2\beta(T_6)(1 - \alpha(T_6)\beta_2(T_6)).$$

If $\lambda_1\alpha^2(T_6) \leq \frac{1.75}{\eta}$, then we directly have $\|H(\theta(T_6))\| \leq 1.12 \cdot \frac{1.75}{\eta} < \frac{2}{\eta}$. Next we suppose $\lambda_1\alpha^2(T_6) \geq \frac{1.75}{\eta}$. We then have:

$$\beta_1^2(T_6) \leq \frac{\lambda_2\alpha(T_6)\beta_2(T_6)(1 - \alpha(T_6)\beta_2(T_6))}{\lambda_1\alpha^2(T_6)} \leq \frac{\lambda_2\eta}{7}.$$

In the following proof, for conciseness, we use θ to denote $\theta(T_6)$. Let $u = (t_1, t_2, t_3)^T$. We have:

$$\begin{aligned} u^T H(\theta) u &\leq (\lambda_1\beta_1^2 + \lambda_2\beta_2^2)t_1^2 + \lambda_1\alpha^2 t_2^2 + \lambda_1\alpha^2 t_3^2 + 4\lambda_1\alpha\beta_1 t_1 t_2 + 2\lambda_2(2\alpha\beta_2 - 1)t_1 t_3 \\ &\leq (\lambda_1\beta_1^2 + \lambda_2\beta_2^2 + \lambda_2)t_1^2 + \lambda_1\alpha^2 t_2^2 + (\lambda_2\alpha^2 + \lambda_2)t_3^2 + 4\lambda_1\alpha\beta_1 t_1 t_2 \\ &\leq (\lambda_1\beta_1^2 + \lambda_2\beta_2^2 + \lambda_2)t_1^2 + \lambda_1\alpha^2 t_2^2 + (\lambda_2\alpha^2 + \lambda_2)t_3^2 + 5\lambda_1\beta_1^2 t_2^2 + \frac{4\lambda_1\alpha^2 t_1^2}{5} \\ &= (\lambda_1\beta_1^2 + \lambda_2\beta_2^2 + \lambda_2 + \frac{4}{5} \cdot \lambda_1\alpha^2)t_1^2 + (\lambda_1\alpha^2 + 5\lambda_1\beta_1^2)t_2^2 + (\lambda_2\alpha^2 + \lambda_2)t_3^2. \end{aligned}$$

We note that:

$$\begin{aligned}\lambda_2 \alpha^2 + \lambda_2 &< \frac{2}{\eta}, \\ \lambda_1 \beta_1^2 + \lambda_2 \beta_2^2 + \lambda_2 + \frac{4}{5} \cdot \lambda_1 \alpha^2 &\leq \frac{\eta}{7} + \frac{\lambda_2}{\alpha^2} + \lambda_2 + \frac{4}{5} \cdot \lambda_1 \alpha^2 < \frac{2}{\eta}, \\ \lambda_1 \alpha^2 + 5\lambda_1 \beta_1^2 &\leq \frac{2}{\eta} + \frac{5\eta\lambda_1\lambda_2}{7} < \frac{2}{\eta} + \eta.\end{aligned}$$

Thus, we know that for any $u \in \mathbb{R}^3$, $u^T H(\theta) u \leq \frac{2}{\eta} + \eta$. Therefore, $S(\theta(T_6)) \leq \frac{2}{\eta} + \eta$.

D.4 Proof for Lemma 4.5

We have the following inequalities:

$$\frac{1 - \sqrt{\frac{4.2}{\lambda_1 \eta}} \beta_2(t)}{1 - \sqrt{\frac{2}{\lambda_1 \eta}} \beta_2(t)} \leq \frac{1 - \alpha(t) \beta_2(t)}{1 - \sqrt{\frac{2}{\lambda_1 \eta}} \beta_2(t)} \leq \frac{1 - \sqrt{\frac{1.1}{\lambda_1 \eta}} \beta_2(t)}{1 - \sqrt{\frac{2}{\lambda_1 \eta}} \beta_2(t)}.$$

Using the condition $\sqrt{\frac{2}{\lambda_1 \eta}} \beta_2(t) \leq \frac{1}{2}$, we obtain:

$$\begin{aligned}\frac{1 - \sqrt{\frac{4.2}{\lambda_1 \eta}} \beta_2(t)}{1 - \sqrt{\frac{2}{\lambda_1 \eta}} \beta_2(t)} &\geq 2 \left(1 - \frac{1}{2} \sqrt{\frac{4.2}{2}} \right), \\ \frac{1 - \sqrt{\frac{1.1}{\lambda_1 \eta}} \beta_2(t)}{1 - \sqrt{\frac{2}{\lambda_1 \eta}} \beta_2(t)} &\leq 2 \left(1 - \frac{1}{2} \sqrt{\frac{1.1}{2}} \right).\end{aligned}$$

Therefore, we can conclude:

$$0.75 \leq \frac{1}{4 \left(1 - \frac{1}{2} \sqrt{\frac{1.1}{2}} \right)^2} \leq \frac{\widehat{L}(\theta)}{L_2(\theta)} \leq \frac{1}{4 \left(1 - \frac{1}{2} \sqrt{\frac{4.2}{2}} \right)^2} \leq 3.3.$$

Moreover, when $\alpha(t) \leq \sqrt{\frac{2}{\lambda_1 \eta}}$, we have $\widehat{L}(\theta) \leq L_2(\theta)$.

D.5 Proof of Theorem 4.6

Based on the initialization and Theorem 4.3, we know that $\frac{\sqrt{2}\beta_2(t)}{\sqrt{\lambda_1 \eta}} \geq 0.15$ for $t \geq 0$. According to the condition given by Theorem 4.3, we only need to consider t such that $\frac{\sqrt{2}\beta_2(t)}{\sqrt{\lambda_1 \eta}} \leq 0.5$. Using this condition, we can derive:

$$\frac{1}{2} \cdot \frac{\sqrt{2}}{\sqrt{\lambda_1 \eta}} \left(1 - \frac{\sqrt{2}\beta_2(t)}{\sqrt{\lambda_1 \eta}} \right) \leq \alpha(t)(1 - \alpha(t)\beta_2(t)) \leq 2 \cdot \frac{\sqrt{2}}{\sqrt{\lambda_1 \eta}} \left(1 - \frac{\sqrt{2}\beta_2(t)}{\sqrt{\lambda_1 \eta}} \right).$$

Thus we have:

$$\beta_2(t) + \lambda_2 \frac{\sqrt{\eta}}{\sqrt{2\lambda_1}} \left(1 - \frac{\sqrt{2}\beta_2(t)}{\sqrt{\lambda_1\eta}} \right) \leq \beta_2(t+1) \leq \beta_2(t) + \lambda_2 \frac{2\sqrt{2\eta}}{\sqrt{\lambda_1}} \left(1 - \frac{\sqrt{2}\beta_2(t)}{\sqrt{\lambda_1\eta}} \right).$$

Then we obtain:

$$\left(1 - \frac{4\lambda_2}{\lambda_1} \right) \left(1 - \frac{\sqrt{2}\beta_2(t)}{\sqrt{\lambda_1\eta}} \right) \leq 1 - \frac{\sqrt{2}\beta_2(t+1)}{\sqrt{\lambda_1\eta}} \leq \left(1 - \frac{\lambda_2}{\lambda_1} \right) \left(1 - \frac{\sqrt{2}\beta_2(t)}{\sqrt{\lambda_1\eta}} \right).$$

Finally, we have:

$$\left(1 - \frac{4\lambda_2}{\lambda_1} \right)^2 \left(1 - \frac{\sqrt{2}\beta_2(t)}{\sqrt{\lambda_1\eta}} \right)^2 \leq \left(1 - \frac{\sqrt{2}\beta_2(t+1)}{\sqrt{\lambda_1\eta}} \right)^2 \leq \left(1 - \frac{\lambda_2}{\lambda_1} \right)^2 \left(1 - \frac{\sqrt{2}\beta_2(t)}{\sqrt{\lambda_1\eta}} \right)^2.$$

Therefore, we can observe that the decrease speed is $\exp\{-\frac{k\lambda_2}{\lambda_1}\}$ for $1 \leq k \leq 4$, and it is independent of the learning rate η . This indicates that the condition number of the input covariance matrix significantly affects the training speed in EoS regime.

E Proof of Section 5

E.1 Proof of Lemma 5.1

First, we consider a minimal $\theta^* = (\alpha, \beta_1, \beta_2)$. We have $\beta_1 = 0$ and $\alpha\beta_2 = 1$. Let $u = (t_1, t_2, t_3) \in \mathbb{R}^3$ such that $\|u\|_2 = 1$. Then we have:

$$u^T H(\theta^*) u = \lambda_1(t_2\alpha)^2 + \lambda_2(t_3\alpha + t_1\beta_2)^2 \leq \lambda_1\alpha^2 t_2^2 + \lambda_2(\alpha^2 + \beta_2^2)(t_1^2 + t_3^2).$$

Since $t_1^2 + t_2^2 + t_3^2 = 1$, we can see:

$$u^T H(\theta^*) u \leq \lambda_1\alpha^2 t_2^2 + \lambda_2(\alpha^2 + \beta_2^2)(1 - t_2^2) \leq \max\{\lambda_1\alpha^2, \lambda_2\alpha^2 + \lambda_2\beta_2^2\}.$$

Other other hand, when $u = (0, 1, 0)$ we have $S(\theta) = \lambda_1\alpha^2$. When $t_1 = \frac{\beta_2}{\sqrt{\alpha^2 + \beta_2^2}}$, $t_3 = \frac{\alpha}{\sqrt{\alpha^2 + \beta_2^2}}$, we have $S(\theta) = \lambda_2\alpha^2 + \lambda_2\beta_2^2$. Therefore, we know that

$$S(\theta) = \max\{\lambda_1\alpha^2, \lambda_2\alpha^2 + \lambda_2\beta_2^2\}.$$

Thus, we have

$$\begin{aligned} S(\theta) = \lambda_1\alpha^2 &\Leftrightarrow \lambda_1\alpha^2 \geq \lambda_2\alpha^2 + \lambda_2\beta_2^2 \Leftrightarrow \alpha^4 \geq \frac{\lambda_2}{\lambda_1 - \lambda_2} \\ &\Leftrightarrow \alpha^2 - \beta_2^2 \geq \sqrt{\frac{\lambda_2}{\lambda_1 - \lambda_2}} - \sqrt{\frac{\lambda_1 - \lambda_2}{\lambda_2}}. \end{aligned}$$

Now we consider gradient flow (GF) and let $\phi(\theta(0)) = (\alpha(\infty), \beta_1(\infty), \beta_2(\infty))^T$. Since we know that GF preserves layer norm difference as shown in Theorem 2.1 in [Du et al. \(2018\)](#), we can get:

$$\alpha^2(\infty) - \beta_2^2(\infty) = \alpha^2(0) - \beta_2^2(0) - \beta_1^2(0) \leq 0, \quad (\text{E.1})$$

$$\alpha(\infty)\beta_2(\infty) = 1. \quad (\text{E.2})$$

Note that $\beta_1^2(0) \leq \frac{\lambda_2 \eta}{4}$ and $\eta \leq 0.1$. We can then obtain:

$$\alpha^2(0) - \beta_2^2(0) - \frac{\lambda_2}{40} \leq \alpha^2(\infty) - \beta_2^2(\infty) \leq \alpha^2(0) - \beta_2^2(0). \quad (\text{E.3})$$

Based on the fact that $\alpha^2(0) \geq \frac{1}{\lambda_1 \eta}$ and $\alpha(0)\beta_2(0) \leq 1$, we have:

$$\alpha^2(0) - \beta_2^2(0) - \frac{\lambda_2}{40} \geq \frac{1}{\lambda_1 \eta} - \lambda_1 \eta - \frac{\lambda_2}{40} > \sqrt{\frac{\lambda_2}{\lambda_1 - \lambda_2}} - \sqrt{\frac{\lambda_1 - \lambda_2}{\lambda_2}}.$$

Thus we get that $\phi(\theta(0)) = \lambda_1 \alpha^2(\infty)$. Now we need to estimate the scale of $\alpha^2(\infty)$.

Recall that $\gamma = \alpha^2(0) - \beta_2^2(0) \leq 0$. Using (E.2) and $\alpha^2(\infty) - \beta_2^2(\infty) \leq \gamma$, we can get $\alpha^2 \leq \frac{\gamma + \sqrt{4 + \gamma^2}}{2}$. Using (E.2) and $\alpha^2(\infty) - \beta_2^2(\infty) \geq \gamma - \lambda_2$, we can get

$$\alpha^2 \geq \frac{\gamma - \lambda_2 + \sqrt{4 + (\gamma - \lambda_2)^2}}{2} \geq \frac{\gamma - \lambda_2 + \sqrt{4 + \gamma^2}}{2}.$$

Thus we can obtain:

$$\frac{\lambda_1(\gamma + \sqrt{4 + \gamma^2} - \lambda_2)}{2} \leq \phi(\theta(0)) = \lambda_1 \alpha^2(\infty) \leq \frac{\lambda_1(\gamma + \sqrt{4 + \gamma^2})}{2}.$$

E.2 Proof of Lemma 5.2

Let $\phi(\theta(t)) = (\alpha(\infty), \beta_1(\infty), \beta_2(\infty))^T$. Using the clipping constant $\frac{\sqrt{10}}{36\sqrt{\lambda_1}}$, we obtain:

$$\alpha^2(t) - \beta_2^2(t) - \frac{5}{18\lambda_1} \leq \alpha^2(\infty) - \beta_2^2(\infty) \leq \alpha^2(0) - \beta_1^2(0).$$

Similar to the proof of Lemma 5.1, we can derive $\phi(\theta(t)) = \lambda_1 \alpha^2(\infty)$. Using Theorem 4.3, we obtain:

$$\frac{1}{\eta \lambda_1} - \beta_2^2(t) \leq \alpha^2(\infty) - \beta_2^2(\infty) \leq \frac{4.2}{\eta \lambda_1} - \beta_1^2(t).$$

Following the proof in Lemma 5.1, we can derive:

$$\begin{aligned} \alpha^2(\infty) &\geq \frac{1}{2} \left(\frac{1}{\eta \lambda_1} - \beta_2^2(t) + \sqrt{4 + \left(\frac{1}{\eta \lambda_1} - \beta_2^2(t) \right)^2} \right), \\ \alpha^2(\infty) &\leq \frac{1}{2} \left(\frac{4.2}{\eta \lambda_1} - \beta_2^2(t) + \sqrt{4 + \left(\frac{4.2}{\eta \lambda_1} - \beta_2^2(t) \right)^2} \right). \end{aligned}$$

Consequently we obtain:

$$\begin{aligned} \phi(\theta(t)) &\geq \frac{1 - \lambda_1 \eta \beta_2^2(t)}{2\eta} + \frac{\lambda_1 \sqrt{4 + \left(\frac{1}{\eta \lambda_1} - \beta_2^2(t) \right)^2}}{2}, \\ \phi(\theta(t)) &\leq \frac{4.2 - \lambda_1 \eta \beta_2^2(t)}{2\eta} + \frac{\lambda_1 \sqrt{4 + \left(\frac{4.2}{\eta \lambda_1} - \beta_2^2(t) \right)^2}}{2}. \end{aligned}$$

Since $\beta_2(t)$ is monotonically increasing, both $\frac{1}{\eta\lambda_1} - \beta_2^2(t)$ and $\frac{4.2}{\eta\lambda_1} - \beta_2^2(t)$ decrease monotonically. Given that $\gamma + \sqrt{4 + \gamma^2}$ is a monotonically increasing function, we conclude that the two-sided bound of $\phi(\theta(t))$ is a monotonically decreasing function of t .

E.3 Proof of Lemma 5.4

Recall that the definition of \mathbb{D} is:

$$\mathbb{D} = \{\theta : 1 \leq \lambda_1 \eta \alpha^2 \leq 2; \beta_1 = 0; 0 < \alpha \beta_2 \leq 1\}.$$

Using the expression of $H(\theta)$, for $\theta \in \mathbb{D}$, we know $\beta_1 = 0$, and we can obtain:

$$H(\theta) = \begin{pmatrix} \lambda_2 \beta_2^2 & 0 & 2\lambda_2 \alpha \beta_2 - \lambda_2 \\ 0 & \lambda_1 \alpha^2 & 0 \\ 2\lambda_2 \alpha \beta_2 - \lambda_2 & 0 & \lambda_2 \alpha^2 \end{pmatrix}.$$

Let $u = (0, 1, 0)^T \in \mathbb{R}^3$. We then have:

$$H(\theta)u = \lambda_1 \alpha^2 u.$$

The other two eigenvalues are those of the matrix:

$$B = \begin{pmatrix} \lambda_2 \beta_2^2 & 2\lambda_2 \alpha \beta_2 - \lambda_2 \\ 2\lambda_2 \alpha \beta_2 - \lambda_2 & \lambda_2 \alpha^2 \end{pmatrix}.$$

Recall that we have proved in Appendix D.1.1 that when $\alpha \beta_2 < 1$:

$$\lambda_{\max}(B) \leq \|B\| \leq \lambda_2 \beta_2^2 + \lambda_2 \alpha^2 + \lambda_2.$$

Based on the condition in \mathbb{D} that $\lambda_1 \eta \alpha^2 \geq 1$ and $0 < \alpha \beta_2 < 1$, we have:

$$\frac{\beta_2^2}{\alpha^2} \leq \frac{1}{\alpha^4} \leq \lambda_1^2 \eta^2.$$

Thus, we obtain:

$$\begin{aligned} \lambda_{\max}(B) &\leq \lambda_2 \lambda_1^2 \eta^2 \alpha^2 + \lambda_2 \alpha^2 + \lambda_2 \\ &\leq (\lambda_1 \lambda_2 \eta^2 + \frac{\lambda_2}{\lambda_1} + \lambda_2 \eta) \cdot \lambda_1 \alpha^2 \\ &\leq 0.0111 \cdot \lambda_1 \alpha^2. \end{aligned}$$

Therefore, $\lambda_1 \alpha^2$ is the largest eigenvalue of $H(\theta)$ and u is its corresponding eigenvector. Thus, $\|H(\theta)\|_2 = \lambda_1 \alpha^2 \leq \frac{2}{\eta}$. Recall that the gradient of β_1 is $2\lambda_1 \alpha^2 \beta_1$, which will be 0 when $\beta_1 = 0$. Therefore, when $\beta_1 = 0$, we have $\nabla L(\theta) \cdot u = 0$. This proves that θ is in the “stable set”.

Now we will prove that the update equation for the constrained trajectory is:

$$\alpha^\dagger(t+1) = \text{Clip}\left(\alpha^\dagger(t) + \eta \lambda_2 \beta_2^\dagger(t)(1 - \alpha^\dagger(t)\beta_2^\dagger(t)), \sqrt{\frac{2}{\eta\lambda_1}}\right), \quad (\text{E.4})$$

$$\beta_2^\dagger(t+1) = \beta_2^\dagger(t) + \eta \lambda_2 \alpha^\dagger(t)(1 - \alpha^\dagger(t)\beta_2^\dagger(t)). \quad (\text{E.5})$$

It is important to note that $\beta_1(t) \equiv 0$ by the definition of \mathbb{D} . Based on the definition of \mathbb{D} and the initialization condition, we know $\alpha^\dagger(0)\beta_2^\dagger(0) < 1$. First, we want to prove that if $\alpha^\dagger(t)\beta_2^\dagger(t) < 1$, then we will have (E.4) and (E.5), as well as $\alpha^\dagger(t+1)\beta_2^\dagger(t+1) < 1$. Suppose $\alpha^\dagger(t)\beta_2^\dagger(t) < 1$, then we have:

$$\begin{aligned} & 1 - \left(\alpha^\dagger(t) + \eta\lambda_2\beta_2^\dagger(t)(1 - \alpha^\dagger(t)\beta_2^\dagger(t)) \right) \cdot \left(\beta_2^\dagger(t) + \eta\lambda_2\alpha^\dagger(t)(1 - \alpha^\dagger(t)\beta_2^\dagger(t)) \right) \\ &= \left(1 - \lambda_2\eta(\alpha^\dagger(t)^2 + \beta_2^\dagger(t)^2) - \lambda_2^2\eta^2\alpha^\dagger(t)\beta_2^\dagger(t)(1 - \alpha^\dagger(t)\beta_2^\dagger(t)) \right) (1 - \alpha^\dagger(t)\beta_2^\dagger(t)). \end{aligned}$$

When $\alpha^\dagger(t)\beta_2^\dagger(t) < 1$, based on the definition of \mathbb{D} , we have:

$$\begin{aligned} \lambda_2\eta(\alpha^\dagger(t)^2 + \beta_2^\dagger(t)^2) &< \lambda_2\eta\alpha^\dagger(t)^2 + \frac{\lambda_2\eta}{\alpha^\dagger(t)^2} \leq \frac{2\lambda_2}{\lambda_1} + \lambda_1\lambda_2\eta^2 \leq 0.011, \\ \lambda_2^2\eta^2\alpha^\dagger(t)\beta_2^\dagger(t)(1 - \alpha^\dagger(t)\beta_2^\dagger(t)) &\leq \frac{\lambda_2^2\eta^2}{4} \leq 0.001. \end{aligned}$$

Thus, we know that if $\alpha^\dagger(t)\beta_2^\dagger(t) < 1$, then

$$\left(\alpha^\dagger(t) + \eta\lambda_2\beta_2^\dagger(t)(1 - \alpha^\dagger(t)\beta_2^\dagger(t)) \right) \cdot \left(\beta_2^\dagger(t) + \eta\lambda_2\alpha^\dagger(t)(1 - \alpha^\dagger(t)\beta_2^\dagger(t)) \right) < 1.$$

It is then apparent that:

$$\begin{aligned} & \mathbf{Clip}\left(\alpha^\dagger(t) + \eta\lambda_2\beta_2^\dagger(t)(1 - \alpha^\dagger(t)\beta_2^\dagger(t)), \sqrt{\frac{2}{\eta\lambda_1}}\right) \\ & \cdot \left(\beta_2^\dagger(t) + \eta\lambda_2\alpha^\dagger(t)(1 - \alpha^\dagger(t)\beta_2^\dagger(t)) \right) < 1. \end{aligned}$$

Therefore, we know that:

$$\begin{aligned} & \left(\mathbf{Clip}\left(\alpha^\dagger(t) + \eta\lambda_2\beta_2^\dagger(t)(1 - \alpha^\dagger(t)\beta_2^\dagger(t)), \sqrt{\frac{2}{\eta\lambda_1}}\right), 0, \right. \\ & \left. \beta_2^\dagger(t) + \eta\lambda_2\alpha^\dagger(t)(1 - \alpha^\dagger(t)\beta_2^\dagger(t)) \right) \in \mathbb{D}. \end{aligned}$$

It is then apparent that:

$$\begin{aligned} & \left(\mathbf{Clip}\left(\alpha^\dagger(t) + \eta\lambda_2\beta_2^\dagger(t)(1 - \alpha^\dagger(t)\beta_2^\dagger(t)), \sqrt{\frac{2}{\eta\lambda_1}}\right), 0, \right. \\ & \left. \beta_2^\dagger(t) + \eta\lambda_2\alpha^\dagger(t)(1 - \alpha^\dagger(t)\beta_2^\dagger(t)) \right) \\ &= \Pi_{\mathbb{D}}\left(\alpha^\dagger(t) + \eta\lambda_2\beta_2^\dagger(t)(1 - \alpha^\dagger(t)\beta_2^\dagger(t)), 0, \right. \\ & \left. \beta_2^\dagger(t) + \eta\lambda_2\alpha^\dagger(t)(1 - \alpha^\dagger(t)\beta_2^\dagger(t)) \right). \end{aligned}$$

Thus, we have shown that if $\alpha^\dagger(t)\beta_2^\dagger(t) < 1$, we have (E.4) and (E.5), as well as $\alpha^\dagger(t+1)\beta_2^\dagger(t+1) < 1$. Therefore, we can prove that for all t , (E.4) and (E.5) will hold by induction.

E.4 Proof of Theorem 5.5

Based on Equation (E.4), Equation (E.5) and $\alpha^\dagger(t)\beta_2^\dagger(t) < 1$, we know that for all t we have:

$$\alpha^\dagger(t+1) \geq \alpha^\dagger(t), \quad \beta_2^\dagger(t+1) > \beta_2^\dagger(t).$$

Since we know that

$$L(\theta^\dagger(t)) = \frac{1}{2}\lambda_2(1 - \alpha^\dagger(t)\beta_2^\dagger(t))^2 > 0,$$

then for all t we have

$$L(\theta^\dagger(t+1)) < L(\theta^\dagger(t)).$$

Next, based on the definition of \tilde{t} and $\alpha^\dagger(t+1) \geq \alpha^\dagger(t)$, we know that for all $t \geq \tilde{t}$, we have $\alpha^\dagger(t) = \sqrt{\frac{2}{\lambda_1\eta}}$. Therefore, for $t \geq \tilde{t}$ we have:

$$\begin{aligned} L(\theta^\dagger(t)) &= \frac{1}{2}\lambda_2\left(1 - \sqrt{\frac{2}{\lambda_1\eta}}\beta_2^\dagger(t)\right)^2, \\ \beta_2^\dagger(t+1) &= \beta_2^\dagger(t) + \eta\lambda_2\sqrt{\frac{2}{\lambda_1\eta}}\left(1 - \sqrt{\frac{2}{\lambda_1\eta}}\beta_2^\dagger(t)\right). \end{aligned}$$

Based on these two equations, it is easy to prove that

$$\begin{aligned} L(\theta^\dagger(t+1)) &= \frac{1}{2}\lambda_2\left(1 - \sqrt{\frac{2}{\lambda_1\eta}}\beta_2^\dagger(t+1)\right)^2 \\ &= \left(1 - \frac{2\lambda_2}{\lambda_1}\right)^2 \cdot \frac{1}{2}\lambda_2\left(1 - \sqrt{\frac{2}{\lambda_1\eta}}\beta_2^\dagger(t)\right)^2 \\ &= \left(1 - \frac{2\lambda_2}{\lambda_1}\right)^2 \cdot L(\theta^\dagger(t)). \end{aligned}$$

F Unclipped Gradient Descent Dynamics

In this section, we demonstrate why clipping on β_1 is necessary. The update equation for α is:

$$\alpha(t+1) = \alpha(t) - \eta\lambda_1\beta_1^2(t)\alpha(t) + \eta\lambda_2\beta_2(t)(1 - \alpha(t)\beta_2(t)).$$

When β_1^2 becomes too large, α decreases rapidly and may even change its sign, leading to poorly behaved dynamics. Figure 14 illustrates the behavior of α during training without clipping. As our previous analysis in Theorem 4.4 suggests, α initially increases and then decreases. However, without clipping, the rate of decrease is excessively rapid, causing α to become very small. Consequently, the gradients for β_1 and β_2 become negligible, and the training dynamics recover extremely slowly.

This behavior bears similarity to an experiment reported by [Chen and Bruna \(2023\)](#), as shown in Figure 15. In their experiment, the sharpness initially increases progressively, then drops quickly to a value near 0, before recovering slowly.

It is important to note that, given our initialization set and learning rate, not all gradient descent dynamics become poorly behaved without clipping. In many cases, their behavior remains consistent with our results obtained with clipping. For instance, we chose a learning rate $\eta = \frac{1}{30}$ and an initialization from $\mathcal{X}(\frac{1}{30})$, then trained using gradient descent without clipping for 15,000 steps. The results, shown in Figure 13, are similar to our findings presented in the main text. Nevertheless, there exist cases where the dynamics deviate from the Edge of Stability (EoS) and exhibit abnormal behavior.

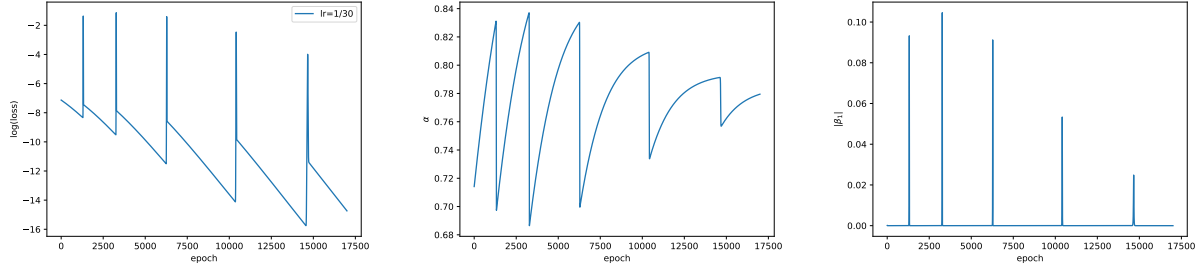


Figure 13: On our setting, we choose learning rate $\eta = \frac{1}{30}$ and choose a initialization from $\mathcal{X}(\frac{1}{30})$, then train using GD without clipping for 15k steps. Recall that λ_α^2 is close to sharpness, thus the change of α can represent the change of sharpness.

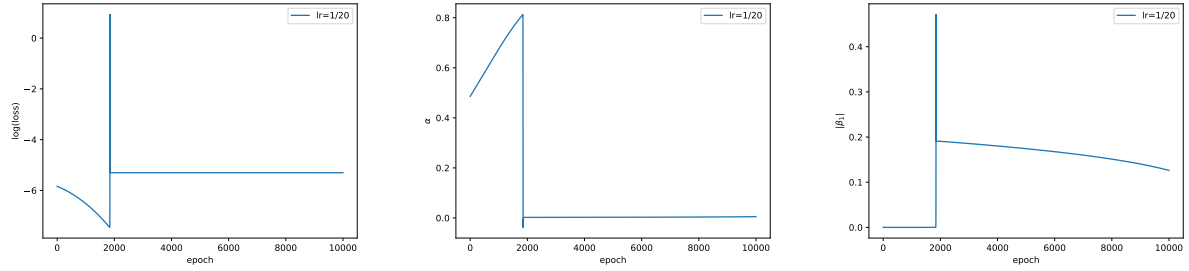


Figure 14: An example for the abnormal behavior of GD without clipping on our setting.

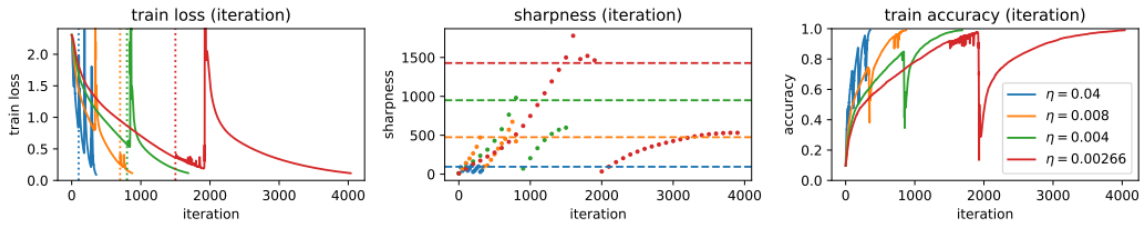


Figure 15: A experiment in [Cohen et al. \(2021\)](#), we find that when the learning rate is 0.00266, the training dynamic is somehow like the abnormal behavior in Fig 14, which means the sharpness first increase and then decrease extremely fast, making the loss recover slowly.