

Revisiting Large Language Model Pruning using Neuron Semantic Attribution

Yizhuo Ding¹ Xinwei Sun¹ Yanwei Fu¹ Guosheng Hu²

Abstract

Model pruning technique is vital for accelerating large language models by reducing their size and computational requirements. However, the generalizability of existing pruning methods across diverse datasets and tasks remains unclear. Thus, we conduct extensive evaluations on 24 datasets and 4 tasks using popular pruning methods. Based on these evaluations, we find and then investigate that calibration set greatly affect the performance of pruning methods. In addition, we surprisingly find a significant performance drop of existing pruning methods in sentiment classification tasks. To understand the link between performance drop and pruned neurons, we propose Neuron Semantic Attribution, which learns to associate each neuron with specific semantics. This method first makes the unpruned neurons of LLMs explainable.

1. Introduction

Large Language Models (LLMs) have made significant strides in a wide range of Natural Language Processing (NLP) tasks, including text generation, sentiment classification, machine translation, and question answering. The success of LLMs, such as GPT-3 and 4 (Achiam et al., 2023), BERT (Devlin, 2018), and LLaMA families (Touvron et al., 2023), has been a key milestone in the development of AI. These models have demonstrated a remarkable ability to understand and generate human-like text, significantly improving applications in various industries, including healthcare, finance, customer support, and content creation. The advancements made by LLMs are not only transformative for the AI community but also promising in improving productivity, enabling new technologies, and improving decision making in many sectors.

However, despite their extraordinary capabilities, LLMs come with a clear drawback—high computational cost during inference. Deploying these models for inference is

resource-intensive, requiring substantial memory and processing power. This results in high energy consumption, making it difficult for those with limited resources to fully leverage these models for practical applications.

Given the high costs associated with LLMs, reducing the computational burden while preserving their performance is critical.

To address this challenge, model pruning (Frantar & Alistarh, 2023; Sun et al., 2023; Zhang et al., 2024) is an effective way of accelerating LLMs. It involves removing unnecessary weights or neurons from the model, thereby reducing its size and computational cost. Based on the granularity of the components being removed, pruning methods can be categorized as structured and unstructured pruning. Structured pruning removes entire components of the model, such as attention heads, channels, or even layers, resulting in a smaller and more efficient architecture. This approach is easier to implement on hardware since it reduces the overall computational graph. Unstructured pruning, on the other hand, operates at the individual weight level, selectively removing parameters that contribute the least to the model’s performance. Most pruning methods for LLMs are conducted without training, i.e. post-training pruning, due to the simplicity and effectiveness. This method does not require fine-tuning the model after pruning, meaning that no additional updates to the model parameters are necessary. As a result, it is computationally inexpensive and fast.

Despite the great success of pruning methods (Frantar & Alistarh, 2023; Sun et al., 2023; Zhang et al., 2024), very little research extensively investigates the generalizability of the pruned models on extensive tasks and datasets. However, we believe the generalizability is very important for pruned models. The work (Bandari et al., 2024) evaluated 2 pruned models on 9 datasets and 3 tasks. In addition, another work (Williams & Aletras, 2024) evaluated 9 pruned models on 10 datasets and 4 tasks. However, more tasks and data sets are expected to be evaluated to test the generalizability of pruned models. To bridge this gap, we conduct a more extensive evaluations on 10 models (Llama-2-7b, Llama-2-13b, Llama-3-8b (Touvron et al., 2023), OPT-6.7b, OPT-13b and OPT-30b (Zhang et al., 2022) etc), 24 datasets (SST2, WNLI, Yelp and ARC-C etc), and 4 major tasks (sentiment classification, question answering, semantic similarity and

¹Fudan University ²University of Bristol.

logical reasoning).

We also extensively evaluate the components of pruning methods including calibration data, sequence length of tokens and target sparsity ratio of prune methods. We find that the calibration data plays a significant role in performance. Though existing methods (Bandari et al., 2024) find the performance drop e.g. accuracy of Llama 2-Chat 7B model pruned with Wanda, drop from 53.78% to 48.12% on e-SNLI dataset for natural language inference with different calibration sets. However, the discovery and analysis of the impact of the calibration set have not been investigated deeply. For example, our extensive evaluations find the accuracy of OPT 7B model pruned with Wanda drop from 77.42% to 55.08% on Yelp dataset for sentiment classification.

We also unexpectedly find that certain tasks, such as sentiment classification, experience a significant performance drop when using existing pruning methods (Frantar & Alistarh, 2023; Sun et al., 2023; Zhang et al., 2024). This intriguing result motivates us to investigate the underlying reasons behind this. During this investigation, we realize that understanding the connection between pruned neurons and performance drop proved to be a fundamental challenge. To bridge this gap, we propose Neuron Semantic Attribution (NSA) method which learns to assign semantics to each neuron, facilitating us to understand the meaning of the pruned (and also unpruned) neurons. Based on NSA, for example, we find the sentiment performance drop of compressed OPT-6.7b model because the pruned neurons exhibit associations with sentiment-linked semantics, such as ‘trust’ and ‘honestly’.

This study makes several significant contributions to the field of model optimization for LLMs:

1. We conduct extensive evaluations of pruned models across a wide range of tasks, datasets, and models to better understand the generalizability of pruned models and bridging gaps in previous research. The systematic evaluations have yielded valuable insights and provided crucial guidance for future research in this field.
2. We find that the calibration data plays a significant role in the performance of pruned models, particularly for tasks like sentiment classification. Our results highlight that calibration data should be tailored to specific tasks and datasets for optimal pruning performance.
3. To our knowledge, very little research investigates the explainability and semantics of the pruned neurons/components, which are actually important to understand and analyze the pruning methods. To bridge this gap, we propose a Neuron Semantic Attribution method, which learns to assign specific semantics to

neurons. For example, in Figure 1, this method shows the pruned neurons are associated with semantics like ‘badly’, providing a clear explanation for the drop of sentiment performance.

2. Related work

Pruning Strategy Model pruning has emerged as an effective and efficient method for compressing large neural networks, particularly in the context of LLMs.

Recent advancements in pruning methods for LLMs have introduced several promising methods. For instance, SparseGPT (Frantar & Alistarh, 2023) introduces a pruning method that incorporates OBS updates (optimal block sparsity), which allows for efficient pruning while retaining high accuracy in large models. This method revolutionized pruning by addressing both sparsity and computational efficiency in one framework. Following this, Wanda (Sun et al., 2023) introduces a simpler, yet highly effective pruning technique that further reduces the computational burden by refining the selection of parameters to prune, while still maintaining the model’s original functionality. RIA (Zhang et al., 2024) improves the pruning metric with relative importance and used channel permutation to adjust the pruned model. However, it is not clear the generalizability of those methods for downstream tasks.

Calibration Data Calibration data refers to a small set of unlabeled samples used to adjust model parameters during model compression including model pruning and post-training quantization. In pruning process, calibration data helps guide the selection of parameters to prune, ensuring that critical model components are preserved. Studies (Frantar & Alistarh, 2023; Sun et al., 2023; Zhang et al., 2024) combine calibration data with model weight to calculate the pruning metrics. In quantization (Frantar & Alistarh, 2022), calibration data is utilized to set activation ranges, ensuring that the quantized model maintains performance close to the original. One work (Hubara et al., 2021) demonstrated that even with a minimal calibration set, it is possible to achieve accurate post-training quantization by optimizing layer parameters over this data. Recent studies show that for both pruning and quantization, proper calibration data selection helps maintain task performance, while poor selection may cause underperformance.

Generalizability It is interesting to explore the generalizability of pruned models. Recent studies (Williams & Aletas, 2024; Bandari et al., 2024) have shown that calibration data can significantly impact the pruning process and pruned models’ generalizability over various tasks. These findings suggest that the pruning metrics derived from different calibration data may lead to varied outcomes, especially when applied to diverse downstream tasks like sentiment analysis

<s>	_We	_stayed	_in	_The	_Su	ite	.	_Let	_me
_be	_clear	.	_I	_wanted	_and	_expected	_fancy	_for	_this
_special	_trip	.	_I	_got	_average	.	_\	n	_\
n	When	_I	_drop	_\$	2	0	0	_a	_night
,	_I	_don	'	t	_want	_any	_dust	_in	_the
_room	,	_I	_don	'	t	_want	_a	_badly	_dam
aged	_chair	_and	_I	_don	'	t	_want	_to	_pay
_\$	4	_for	_a	_cra	ppy	_in	-	room	_coffee
.	_Yes	,	_my	_friends	.	_They	_charge	_\$	4
_for	_a	_cheap	_room	_coffee	.	_I	_used	_to	_stay
_in	_much	,	_much	_che	aper	_places	_where	_this	_little
_per	k	_was	_free	.	_\	n	_\	n	So
,	_if	_you	_want	_to	_be	_treated	_well	,	_if
_you	_don	'	t	_want	_to	_wait	_for	_	4
5	_minutes	_to	_check	_in	_on	_a	_T	ues	day
_afternoon	_(like	_we	_did	_	2	_days	_ago)
_then	_go	_to	_The	_V	E	net	ian	_or	_The
_Bell	ag	io	.\	n	Question	:	_Is	_this	_sentence
_positive	_or	_negative	?	_	n	Label	s	:	_positive
,	negative	_	n	Answer	:				

Unpruned Llama-2-7b

<s>	_We	_stayed	_in	_The	_Su	ite	.	_Let	_me
_be	_clear	.	_I	_wanted	_and	_expected	_fancy	_for	_this
_special	_trip	.	_I	_got	_average	.	_\	n	_\
n	When	_I	_drop	_\$	2	0	0	_a	_night
,	_I	_don	'	t	_want	_any	_dust	_in	_the
_room	,	_I	_don	'	t	_want	_a	_badly	_dam
aged	_chair	_and	_I	_don	'	t	_want	_to	_pay
_\$	4	_for	_a	_cra	ppy	_in	-	room	_coffee
.	_Yes	,	_my	_friends	.	_They	_charge	_\$	4
_for	_a	_cheap	_room	_coffee	.	_I	_used	_to	_stay
_in	_much	,	_much	_che	aper	_places	_where	_this	_little
_per	k	_was	_free	.	_\	n	_\	n	So
,	_if	_you	_want	_to	_be	_treated	_well	,	_if
_you	_don	'	t	_want	_to	_wait	_for	_	4
5	_minutes	_to	_check	_in	_on	_a	_T	ues	day
_afternoon	_(like	_we	_did	_	2	_days	_ago)
_then	_go	_to	_The	_V	E	net	ian	_or	_The
_Bell	ag	io	.\	n	Question	:	_Is	_this	_sentence
_positive	_or	_negative	?	_	n	Label	s	:	_positive
,	negative	_	n	Answer	:				

Pruned with wanda method C4 data (0.5 sparsity)

Figure 1. Application of the NSA method on Yelp data, showing the activations of neuron 2194 in layer 15. Darker colors represent stronger activations. For example, the activation of the pruned and unpruned models for the sentiment-related semantics 'badly' drops from 0.2112 to 0.0084, explaining the degraded sentiment classification of the pruned model.

and question answering. In particular, certain datasets may cause pruned models to underperform due to their inability to capture critical patterns that are necessary for specific tasks. Despite the existing study (Williams & Aletras, 2024; Bandari et al., 2024) on generalizability, more extensive evaluations and analysis are needed. Our work conduct extensive experiments with a variety of models, datasets, and tasks to explore the generalization capability of pruned models. Furthermore, we build upon these insights by introducing a novel visualization method that helps to better understand these impacts, which named Neuron Semantic Attribution. This method allows for in-depth analysis of neuron-level activations and their relationships with input tokens, offering new insights into the specific components of pruned models that contribute to model predictions.

3. Methodology

3.1. Pruning Methods

In this study, we employed three state-of-the-art post-training pruning methods: SparseGPT (Frantar & Alistarh, 2023), Wanda (Sun et al., 2023), and RIA (Zhang et al., 2024). These methods are designed to reduce the size of large language models (LLMs) while maintaining their performance across various tasks. Even though all three methods prune the model using a combination of weights W and activations X , they each use different metrics M and strategies to decide which parameters to prune.

- **SparseGPT:** This method selects parameters based on the metric: $M = \frac{W^2}{(H^{-1})^2}$, where $H^{-1} = (XX^\top +$

$\lambda I)^{-1}$. After pruning, SparseGPT also applies an OBS (Hassibi et al., 1993) update to compensate for the pruned parameters.

- **Wanda:** This method uses a simple yet effective metric for pruning: $M = |W| \cdot \|X\|_2$. After pruning, there is no need for any parameter update step.
- **RIA:** This method calculates the pruning metric using relative importance: $M = \left(\frac{|W_{ij}|}{\sum |W_{*j}|} + \frac{|W_{ij}|}{\sum |W_{i*}|} \right) \times (\|X_i\|_2)^a$. After calculating the metric, channel permutation is used to adjust the model for N:M sparsity.

These methods were evaluated on a range of tasks to assess how each performs across different calibration data. Each pruning method was applied iteratively, with models being pruned and evaluated to ensure that performance was maintained across tasks.

3.2. Dataset, Task and Evaluation

To investigate the effects of pruning methods on model generalization, we extensively evaluated three pruning methods. Our experiments were conducted on a set of 14 large language models, including popular models such as OPT-6.7b, Llama-2-7b, DeepSeek-R1-qwen2-7b (Guo et al., 2024), Vicuna-7b (Chiang et al., 2023), Mistral-7b (Jiang et al., 2023), across 24 distinct datasets. Our evaluated datasets cover a diverse set of tasks and are grouped into four primary categories. **Sentiment Classification:** SST2 (Socher et al., 2013), Yelp, IMDB (Rothe et al., 2018), Sentiment140 (Go et al., 2009). The tasks were focused on classifying text based on the sentiment it expresses. **Question**

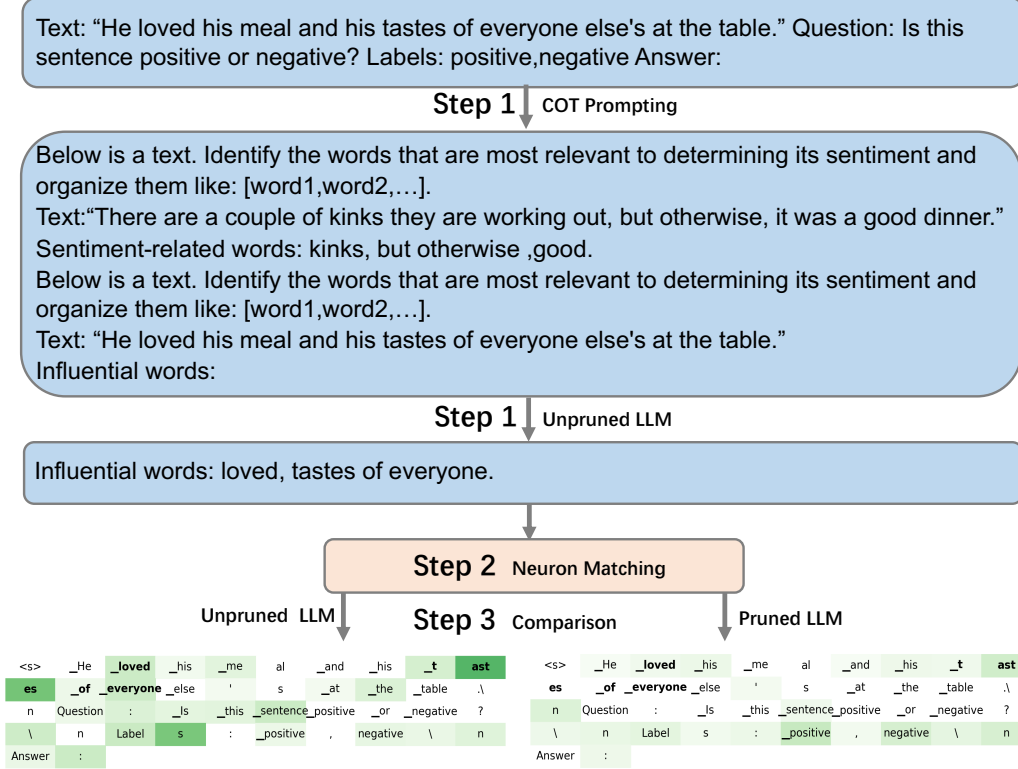


Figure 2. The framework of NSA. Step 1, Influential Words Selection; Step 2, Neuron Matching; Step 3, Comparison.

Answering: ARC-C (Clark et al., 2018), ARC-E, OpenBookQA (Mihaylov et al., 2018), PubMedQA (Jin et al., 2019), RACE (Lai et al., 2017), BoolQ (Clark et al., 2019), QNLI (Wang, 2018). The tasks provided answers to specific questions based on provided context. **Semantic Similarity:** MRPC, QQP, WIC, SciTail (Khot et al., 2018), RTE, MedNLI (Romanov & Shivade), PAWS (Yang et al., 2019). The tasks assessed the similarity between different pieces of text. **Logical Reasoning:** COPA (Afshar et al., 2018), LogiQA (Liu et al., 2020), SciQ (Welbl et al., 2017), WNLI, WinoGrande (Sakaguchi et al., 2021), WSC. The tasks required the model to reason logically and solve problems based on textual input.

The calibration data used in these experiments includes: C4, WikiText2, PTB, ARC-C (Clark et al., 2018), ARC-E (Clark et al., 2018), BoolQ, RTE, SST2, and WNLI. These data sets represented a diverse set of domains and tasks to ensure the robustness of the findings in various use cases. These various datasets were used to well explore the impact of different calibration data on pruning effectiveness.

The performance of each model was evaluated using the standard metrics, accuracy. Our evaluation process includes: (1) Model pruning: This involved setting different calibration data, sentence lengths, and sparsity ratios for the dense models. (2) Evaluation: After pruning, we tested the

models on 24 different datasets.

By evaluating these various tasks and datasets, we gain a comprehensive understanding of the generalizability of the pruning methods.

3.3. Neuron Semantic Attribution

During our evaluations, we find it is fundamentally challenging to understand the unexpected performance drop of pruning methods on some tasks, e.g. sentiment classification. To our knowledge, the explainability of pruning methods in the aforementioned behaviors is greatly overlooked by the society. To bridge this gap, we propose a new method, Neuron Semantic Attribution (NSA). NSA can learn the relationship between neurons and tokens in the input text, allowing us to build the links between neurons and specific tokens.

The NSA method include 3 steps. Step 1, we first sample some text (e.g. sentences) from datasets and smartly construct prompts using Chain-of-Thought (CoT) (Wei et al., 2022) to identify influential words for specific tasks (e.g. ‘unacceptable’ and ‘angry’ for sentiment classification). Step 2, we feed this text with influential words to the unpruned network to record the activations of neurons. The *important* neurons corresponding to specific influential words are then found with high activations measured by a prede-

finer score function. In this way, we can link the semantics (influential words) with specific neurons in this unpruned model. Step 3, the same text is then fed to the *pruned* model, therefore, we can compare the activations of the important neurons between the unpruned and pruned models. If the activations of one specific semantics (defined by influential words) significantly decrease, we think the pruned model removes important neurons for specific tasks, potentially degrading the performance of that task. For example, the activation of ‘badly’ in Figure 1 significantly drops, potentially decreasing the performance of sentiment classification.

These steps are detailed as below:

Step 1: Influential Words Selection We begin by choosing a set of text examples from relevant datasets to analyze neuron activations as is shown in Figure 2. For each task, we select around 10 examples to ensure that they represent the task well. For example, we select data from the ARC-C dataset for question answering tasks and from the Yelp dataset for sentiment analysis tasks. Next, we apply the Chain-of-Thought (CoT) technique to identify influential words related to the task. The model reasons through the task and identifies words that significantly influence the decision-making process. As shown in Figure 1, for sentiment analysis tasks on the Yelp dataset, the model identifies words like ‘badly’ and “damaged” as the most influential in determining sentiment.

Step 2: Neuron Matching In this step, we match neurons with specific semantics (influential words). We firstly select neurons that have strong activations for all the influential words as a whole; secondly we attribute each selected neuron to specific influential words. Firstly, once the influential words are identified in Step 1, we feed the input text into the unpruned models. The activation values of each neuron corresponding to all tokens are then recorded. Given one neuron, after that, we calculate a normalized activation of influential words over all the words/tokens by:

$$Score = \frac{\sum_{m \in S} A_m}{\sum_{n=1}^N A_n} \quad (1)$$

where A_m is the activation in S which is a set of tokens related to influential words. N is the total number of tokens. Thus, we select the neurons with top $Score$ values, meaning that these neurons are crucial for a task with aforementioned influential words. Secondly, we match the neurons with specific influential words. Given one neuron selected, we can obtain its activation over the m -th influential word, i.e. A_m from Eq. (1). This given neuron can then be matched with the influential words with higher activations A_m . In this way, we successfully attribute the one neuron with particular semantics (influential words with high A_m) as shown in Figure 1.

Step 3: Comparison of the Unpruned and Pruned The same input text is then fed to the pruned model. We can calculate A_m activations of the same selected neurons in Step 2 from the pruned model. After that, we can compare the activation maps of the unpruned and pruned models as shown in Figure 1. A significant drop of A_m suggests that the pruning method prunes some neurons which are highly related to the m th influential word, possibly leading to performance degradation.

Discussions NSA is compatible with various LLMs, including LLaMA and OPT, and provides users with the flexibility to select the data samples they wish to investigate. It also facilitates future research on the effects of pruning on large language models, offering a robust platform for understanding the impact of pruning on model performance. In addition, we continuously monitor the pruning process to ensure that the pruned models retain their performance across different tasks. By visualizing neuron activations, we can make informed decisions about the optimal pruning strategy and identify potential areas for improvement in future pruning approaches.

Moreover, NSA allows us to monitor task-specific performance more objectively. By examining the relationship between neuron activations and model performance, we can identify if pruning leads to unwanted biases or performance degradation on specific tasks. This enables us to make informed decisions about pruning strategies and provides valuable insights into the trade-offs involved in pruning large language models.

4. Experiments

4.1. Calibration Data

Calibration data is important for pruning methods.

Table 1 displays the accuracy from 24 datasets/tasks (e.g. ARC-E) and 9 calibration datasets (e.g. ARC-C) averaged over 3 pruning methods and 2 sparsities $\{0.25, 0.5\}$. In addition, Table 2 presents the accuracy of 14 pruned models (including the very new DeepSeek-R1-qwen2-7b (Guo et al., 2024)) using the same pruning method Wanda with different calibration data.

Insensitive to Calibration Data From Table 1, we can see the performance of Semantic Similarity (e.g., MRPC and QQP) and Logical Reasoning (e.g., SciQ and WNLI) is relatively robust to calibration data. In particular, the performance of SciQ over different calibration sets are very stable and consistent. We believe these tasks likely depend on more general patterns that are less sensitive to variations in calibration data. These findings indicate that pruning methods can maintain performance on these tasks irrespective of

Task		Calibration data								
		ARC-C	ARC-E	BoolQ	C4	PTB	RTE	SST2	WikiText2	WNLI
Sentiment Classification	Yelp	70.73	72.15	73.99	75.03	73.03	71.83	71.30	73.50	68.77
	IMDB	61.99	60.99	62.91	66.98	62.32	62.41	60.71	68.58	67.55
	Sentiment140	56.49	57.35	57.60	57.59	57.73	56.47	53.93	57.57	56.07
	SST2	66.19	68.80	67.22	66.95	67.07	68.53	64.54	67.88	66.60
Question Answering	ARC-C	33.22	32.92	31.93	33.23	32.92	31.22	30.45	33.41	32.11
	ARC-E	65.66	65.00	64.24	65.48	64.63	62.52	62.33	66.22	62.83
	OpenBookQA	26.17	25.95	25.75	26.51	25.59	25.13	23.73	26.47	23.65
	PubMedQA	64.00	64.05	63.31	64.28	65.49	63.76	63.65	63.88	62.57
	BoolQ	70.49	69.51	70.52	71.81	70.76	69.49	68.94	70.47	68.34
	QNLI	50.92	50.69	50.66	50.33	50.60	50.65	50.84	50.16	50.85
Semantic Similarity	MRPC	57.58	61.35	59.17	62.28	61.74	62.58	57.80	61.63	60.50
	QQP	47.49	45.11	44.70	44.19	44.26	44.79	44.43	45.21	43.59
	SciTail	43.77	41.59	44.74	42.66	42.84	45.63	42.98	44.02	43.98
	WIC	50.06	50.30	49.90	49.78	50.15	50.24	50.02	50.12	50.11
	MedNLI	34.88	34.78	34.68	34.71	34.33	34.60	34.49	34.78	34.68
	RTE	58.53	57.70	59.01	58.52	58.74	57.94	57.87	58.70	57.56
	PAWS	46.90	46.82	46.68	46.32	46.58	47.46	47.07	46.95	46.03
Logical Reasoning	COPA	79.77	80.06	79.36	81.13	80.00	80.15	78.30	81.01	79.20
	LogiQA	23.32	23.76	23.43	23.67	23.22	23.36	22.99	23.42	23.48
	SciQ	90.63	90.57	90.53	91.17	91.26	90.38	90.20	90.63	89.80
	WinoGrande	63.64	63.00	63.93	64.98	63.95	63.37	62.59	64.33	63.71
	WNLI	47.06	46.57	46.53	46.80	47.08	46.44	46.42	46.45	47.27
	WSC273	77.31	75.86	77.96	78.63	78.74	77.63	76.38	78.66	77.79
	RACE	37.50	37.16	37.38	38.41	38.34	37.35	37.23	38.21	36.59

Table 1. Accuracy of different calibration data and tasks averaged over 3 pruning methods and 2 sparsities {0.25, 05}.

the calibration data.

Sensitive to Calibration Data From Table 1, Sentiment Classification like Yelp and SST2, and Question Answering like ARC-E, show significant performance variability depending on the calibration data. From Table 2, in particular, we can clearly see the significant performance variability. For example, the accuracy of the opt-6.7b model on the Yelp dataset reaches 74% with the WikiText2 calibration data, compared to approximately 60% with other datasets. Similarly, for the ARC-E task, the DeepSeek-R1-qwen2-7b model shows an accuracy of 66.58% vs. 35.69%. with the C4 and SST2 calibration data respectively.

Calibration data plays a crucial role for the tasks SST2, Yelp, and ARC-E, where different calibration data, such as WikiText2, can lead to a significant improvement in model performance.

In conclusion, this analysis demonstrates that selecting the appropriate calibration data is crucial for optimizing pruning performance. For sentiment classification and question answering, dataset selection can have a significant impact on model performance. Our findings underscore the importance of understanding the role that calibration data play in pruning LLMs and emphasize the need for further explo-

ration into optimizing calibration data for different tasks.

4.2. Neuron Semantic Attribution (NSA)

Motivation For sentiment classification like Yelp in Table 2, we observe a noticeable performance variance in certain models after pruning. This variance in performance prompted us to explore the underlying reasons behind it. The core of this exploration is to understand what has been pruned—which components of the model are being removed, and how this removal affects its ability to perform sentiment classification. To investigate this, we applied our analysis method, Neuron Semantic Attribution (NSA), to analyze the relationship between tokens and the corresponding neuron activations. Specifically, we sampled texts from the Yelp dataset. We visualized how the tokens are connected to the neurons in the model. The method we used allows us to examine which parts of the text influence the model’s decision-making process.

NSA Visualization on Yelp Data In Figure 1, we show an analysis example of this NSA method. The depth of the color represents the activation strength of the neurons connected to the tokens. We observe that the color intensity of the highlighted words changes significantly between the un-

Model	Task	Calibration Data								
		ARC-C	ARC-E	BoolQ	C4	PTB	RTE	SST2	WikiText2	WNLI
DeepSeek-R1-qwen2-7b	Yelp	50.04	50.04	60.53	89.90	82.66	50.91	50.11	87.79	50.08
LLaMA-3-8b	Yelp	75.51	76.80	50.37	95.60	96.90	73.64	50.00	95.85	59.79
LLaMA-7b	Yelp	55.35	63.94	57.31	50.38	50.01	61.15	53.53	50.24	57.87
OPT-13b	Yelp	65.57	61.96	53.18	70.89	55.92	53.57	63.28	70.89	68.04
OPT-30b	Yelp	83.54	74.96	73.27	71.73	71.28	79.22	74.54	61.36	86.14
OPT-6.7b	Yelp	53.65	55.38	67.43	66.37	59.47	56.54	61.17	74.18	52.46
Vicuna-7b	Yelp	88.23	85.02	80.25	95.22	92.22	91.37	53.46	95.47	89.14
DeepSeek-R1-qwen2-7b	ARC-E	48.86	47.47	54.84	66.58	64.02	49.71	35.69	66.08	42.17
LLaMA-3-8b	ARC-E	62.37	60.98	62.84	70.08	69.91	59.18	40.57	70.66	53.79
LLaMA-7b	ARC-E	62.04	61.03	61.87	69.70	68.18	60.86	56.02	69.65	57.49
OPT-13b	ARC-E	61.28	61.15	60.77	63.01	57.53	58.12	51.98	62.21	52.10
OPT-30b	ARC-E	63.13	62.96	64.60	68.06	64.18	61.66	51.81	66.75	52.69
OPT-6.7b	ARC-E	49.28	49.62	50.88	57.45	53.75	49.45	50.00	56.40	45.66
Vicuna-7b	ARC-E	64.65	65.57	66.20	69.23	70.16	64.69	60.98	69.23	62.37

Table 2. Accuracy of pruned models across different calibration data and evaluation on Yelp and ARC-E dataset using Wanda pruning.

pruned and pruned models. In addition, we can see that the activation of key sentiment-related tokens, such as ‘badly’ showed a decrease in activation strength after pruning. This suggests that the pruning weakens of the neurons responsible for sentiment analysis, explaining the performance decline.

Interestingly, although there is a decrease in activation for the pruned model, the most influential tokens still retain a significant level of activation, which explains why the pruned models can still maintain reasonably good performance for sentiment classification. However, the reduced activation strength may indicate that the model is less confident in its decision-making process, potentially contributing to the observed performance gap.

4.3. Component Analysis

Sequence Length of Tokens To further investigate the impact of sequence length of tokens on the performance of pruned models, we plotted a bar chart in Figure 3 comparing the three pruning methods. The results suggest that, for the pruned models in this study, sequence length has little impact on performance. More detailed experiments on sequence length can be found in our supplementary materials.

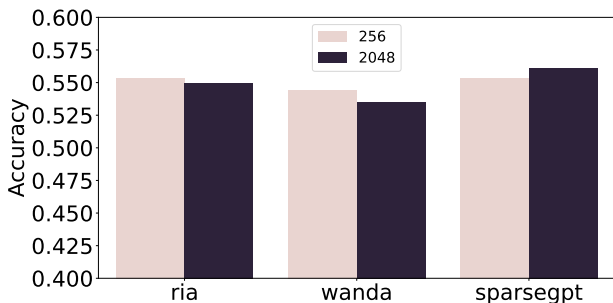


Figure 3. The average accuracy of pruned model with different sequence length of tokens.

Pruning Methods In Figure 4, we compare the accuracy of the three pruning methods using different calibration data

averaged over 24 tasks. SparseGPT demonstrates the most competitive performance on most calibration data.

These extensive evaluations highlight the importance of empirical evaluation in identifying the most effective method for specific tasks.

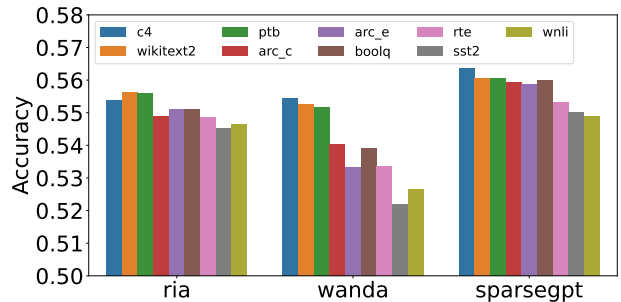


Figure 4. The accuracy of three pruning methods using 9 different calibration data averaged over 24 tasks.

Downstream Tasks We also conducted a thorough analysis of the performance differences across four downstream tasks. In Figure 5, our results show that Sentiment Classification tasks exhibit significant performance variations across different calibration data, demonstrating a high degree of sensitivity. The performance variations are explained by our NSA visualization in Section 4.2.

In contrast, Question Answering and Logical Reasoning tasks show relatively stable performance. Specifically, for tasks such as those in the ARC-C and ARC-E datasets, the model’s performance does not exhibit significant variations with changes in calibration data. This suggests that these types of tasks rely more on reasoning processes. These tasks generally involve extracting key information from provided contexts, and this reasoning ability depends less on the precise composition of the calibration data, making them more robust to such changes.

Sparsity Ratio The results in Table 3 highlight the impact of varying sparsity ratios on the performance of pruned models across multiple tasks. In general, lower sparsity

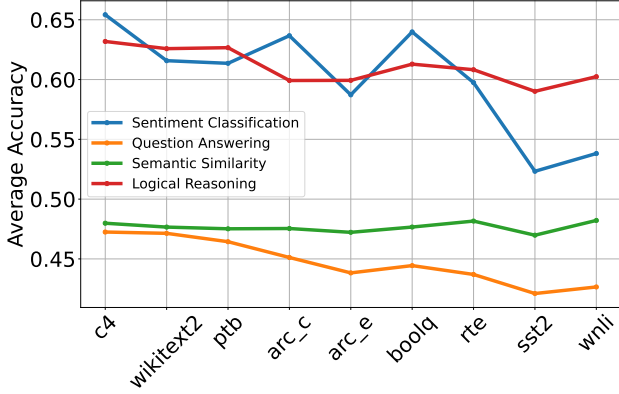


Figure 5. Accuracy of pruned models on different calibration data with 2:4 sparsity averaged over 4 kinds of tasks.

ratios (e.g., 0.1 or 0.2) retain a higher proportion of model parameters, leading to better performance on most tasks. ARC-E achieves a high accuracy of 76.43 at a sparsity ratio of 0.1, which gradually declines to 27.30 at a sparsity ratio of 0.8. BoolQ similarly shows a consistent drop from 77.53 (sparsity ratio 0.1) to 37.86 (sparsity ratio 0.8).

Interestingly, certain tasks such as IMDB and PAWS exhibit more stable performance across different sparsity ratios, indicating their robustness to parameter pruning. For instance, PAWS maintains accuracy around 44 across sparsity ratios, with slight improvements at higher sparsity levels (e.g., 55.75 at sparsity ratio 0.8). On the other hand, tasks like SciQ show a sharp performance drop as sparsity increases. The accuracy remains high (93.80 to 94.45) for sparsity ratios between 0.1 and 0.4, but drastically decreases to 28.00 at 0.8.

Surprisingly, we find that some scenarios have higher accuracy with a higher sparsity ratio, e.g. SciTail. We carefully checked our implementation and we do not think it is caused by wrong implementation. To our knowledge, this finding has not been investigated by the society. We hope that this finding can inspire researchers explore this direction deeply.

Cross-Model Pruning It is also interesting to know how each LLM performs over different calibration data. Table 4 shows the impact of different calibration data on pruning results for each model. For most models, datasets like C4 and WikiText2 consistently lead to higher performance after pruning, suggesting they are more effective at preserving model capacity. For instance, llama-13b performs best on WikiText2 (61.27) and RTE (61.25), while vicuna-13b achieves its highest score on C4 (61.06). Conversely, datasets such as WNLI and ARC-C often result in lower performance, indicating their limited effectiveness for pruning calibration data.

Overall, the impact of calibration data varies across models. Larger models like LLaMA-13b and Vicuna-13b exhibit

Task	Sparsity ratio							
	0.1	0.2	0.3	0.4	0.5	0.6	0.7	0.8
ARC-C	43.25	43.17	42.62	41.17	36.82	28.41	18.47	20.39
ARC-E	76.43	76.31	75.76	73.91	69.88	60.71	30.89	27.30
BoolQ	77.53	77.75	76.88	74.78	72.59	65.96	49.57	37.86
COPA	87.00	88.50	86.50	85.00	84.00	75.00	65.00	62.00
IMDB	50.30	50.30	50.34	50.36	50.98	55.97	51.73	51.02
LogiQA	25.88	24.73	22.66	22.04	23.88	22.12	20.05	19.66
MedNLI	34.41	34.41	33.37	33.62	34.38	33.30	34.98	33.37
MRPC	69.24	68.75	65.69	62.26	54.41	55.89	49.75	31.62
OpenBookQA	31.30	32.50	31.70	30.60	28.30	22.90	12.40	14.20
PAWS	44.24	44.24	44.25	44.24	44.24	44.30	50.33	55.75
PubMedQA	71.50	71.20	70.30	70.60	70.00	58.80	41.40	33.80
QNLI	49.89	50.33	50.36	49.98	50.09	49.58	50.98	50.48
QQP	37.13	38.37	39.14	37.02	37.21	37.48	55.67	63.12
RACE	39.66	39.47	39.95	40.19	39.19	34.50	25.45	23.01
RTE	61.73	63.18	63.36	58.84	54.69	52.89	52.71	51.98
SciQ	93.80	94.00	94.30	94.45	94.15	91.00	76.40	28.00
SciTail	45.59	45.59	42.52	35.43	33.55	49.31	49.62	49.62
Sentiment140	50.32	50.32	50.15	50.30	56.46	57.15	51.45	50.89
SST2	49.48	49.25	49.14	49.14	49.54	59.75	49.83	51.38
WIC	49.92	49.84	49.14	49.22	48.20	49.53	49.38	50.00
WinoGrande	69.22	69.53	68.90	68.78	66.85	61.60	50.63	49.73
WNLI	44.36	46.48	41.55	45.77	42.25	43.66	43.66	49.30
WSC273	80.59	80.95	82.23	82.78	80.59	73.44	55.13	50.91
Yelp	50.02	50.03	50.02	50.05	52.44	54.23	52.58	52.76

Table 3. Accuracy across tasks at different sparsity ratios. We use llama-7b model, RIA pruning, and C4 calibration data.

Model	Calibration Data							
	ARC-C	ARC-E	BoolQ	C4	PTB	RTE	SST2	WikiText2
DeepSeek-R1-qwen2-7b	49.12	49.12	49.22	53.10	53.10	48.81	48.61	52.50
LLaMA-13b	59.55	60.42	60.78	60.55	60.49	61.25	58.75	61.27
LLaMA-3-8b	55.91	55.86	55.95	57.29	57.19	55.65	54.40	57.19
LLaMA-7b	52.54	52.01	52.09	52.55	53.26	51.86	51.99	52.46
Mistral-7b	53.45	53.46	53.37	54.62	54.42	52.86	52.52	54.33
OPT-13b	54.11	53.53	53.92	54.35	53.47	53.78	54.27	53.33
OPT-30b	53.91	53.58	53.95	54.73	54.03	53.81	52.53	54.41
OPT-6.7b	52.82	52.96	53.28	54.05	53.14	52.31	52.27	53.64
Vicuna-13b	59.00	59.00	59.56	61.06	60.62	58.73	58.41	60.79
Vicuna-7b	58.34	58.27	58.17	58.78	59.00	57.35	56.60	58.69

Table 4. Accuracy of pruned models on different calibration data with 2:4 sparsity averaged over 3 pruning methods and 24.

relatively stable performance across datasets, while smaller models like Mistral-7b and OPT-6.7b show greater variability, reflecting a stronger dependence on the choice of calibration data. This suggests that selecting appropriate datasets, such as C4 or WikiText2, can improve pruning outcomes, especially for smaller models.

5. Conclusion

In this paper, we explore the generalizability of pruning methods on large language models using three methods—SparseGPT, Wanda, and RIA—across various tasks. Our findings show that pruning methods reduce model size without significant performance loss, but the choice of calibration dataset, pruning sparsity, and task type influence outcomes. Sentiment classification is more sensitive to pruning methods and calibration datasets, while tasks like question answering and logical reasoning are more robust. Using Neuron Semantic Attribution (NSA), we demonstrate how pruning methods impact neuron activations and model decision-making. Our work provides insights into the task-specific nature of pruning and lays the foundation for future research to develop more efficient and interpretable pruning strategies.

References

- Achiam, J., Adler, S., Agarwal, S., Ahmad, L., Akkaya, I., Aleman, F. L., Almeida, D., Altenschmidt, J., Altman, S., Anadkat, S., et al. Gpt-4 technical report. *arXiv preprint arXiv:2303.08774*, 2023.
- Afshar, A., Perros, I., Papalexakis, E. E., Searles, E., Ho, J., and Sun, J. Copa: Constrained parafac2 for sparse & large datasets. In *Proceedings of the 27th ACM International Conference on Information and Knowledge Management*, pp. 793–802, 2018.
- Bandari, A., Yin, L., Hsieh, C.-Y., Jaiswal, A. K., Chen, T., Shen, L., Krishna, R., and Liu, S. Is c4 dataset optimal for pruning? an investigation of calibration data for llm pruning. *arXiv preprint arXiv:2410.07461*, 2024.
- Chiang, W.-L., Li, Z., Lin, Z., Sheng, Y., Wu, Z., Zhang, H., Zheng, L., Zhuang, S., Zhuang, Y., Gonzalez, J. E., et al. Vicuna: An open-source chatbot impressing gpt-4 with 90%* chatgpt quality. See <https://vicuna.lmsys.org> (accessed 14 April 2023), 2(3):6, 2023.
- Clark, C., Lee, K., Chang, M.-W., Kwiatkowski, T., Collins, M., and Toutanova, K. Boolq: Exploring the surprising difficulty of natural yes/no questions. *arXiv preprint arXiv:1905.10044*, 2019.
- Clark, P., Cowhey, I., Etzioni, O., Khot, T., Sabharwal, A., Schoenick, C., and Tafjord, O. Think you have solved question answering? try arc, the ai2 reasoning challenge. *arXiv preprint arXiv:1803.05457*, 2018.
- Devlin, J. Bert: Pre-training of deep bidirectional transformers for language understanding. *arXiv preprint arXiv:1810.04805*, 2018.
- Frantar, E. and Alistarh, D. Optimal brain compression: A framework for accurate post-training quantization and pruning. *Advances in Neural Information Processing Systems*, 35:4475–4488, 2022.
- Frantar, E. and Alistarh, D. Sparsegpt: Massive language models can be accurately pruned in one-shot. In *International Conference on Machine Learning*, pp. 10323–10337. PMLR, 2023.
- Go, A., Bhayani, R., and Huang, L. Twitter sentiment classification using distant supervision. *CS224N project report, Stanford*, 1(12):2009, 2009.
- Guo, D., Zhu, Q., Yang, D., Xie, Z., Dong, K., Zhang, W., Chen, G., Bi, X., Wu, Y., Li, Y., et al. Deepseek-coder: When the large language model meets programming—the rise of code intelligence. *arXiv preprint arXiv:2401.14196*, 2024.
- Hassibi, B., Stork, D. G., and Wolff, G. J. Optimal brain surgeon and general network pruning. In *IEEE international conference on neural networks*, pp. 293–299. IEEE, 1993.
- Hubara, I., Nahshan, Y., Hanani, Y., Banner, R., and Soudry, D. Accurate post training quantization with small calibration sets. In *International Conference on Machine Learning*, pp. 4466–4475. PMLR, 2021.
- Jiang, A. Q., Sablayrolles, A., Mensch, A., Bamford, C., Chaplot, D. S., Casas, D. d. l., Bressand, F., Lengyel, G., Lample, G., Saulnier, L., et al. Mistral 7b. *arXiv preprint arXiv:2310.06825*, 2023.
- Jin, Q., Dhingra, B., Liu, Z., Cohen, W. W., and Lu, X. Pubmedqa: A dataset for biomedical research question answering. *arXiv preprint arXiv:1909.06146*, 2019.
- Khot, T., Sabharwal, A., and Clark, P. Scitail: A textual entailment dataset from science question answering. In *Proceedings of the AAAI conference on artificial intelligence*, volume 32, 2018.
- Lai, G., Xie, Q., Liu, H., Yang, Y., and Hovy, E. Race: Large-scale reading comprehension dataset from examinations. *arXiv preprint arXiv:1704.04683*, 2017.
- Liu, J., Cui, L., Liu, H., Huang, D., Wang, Y., and Zhang, Y. Logiqa: A challenge dataset for machine reading comprehension with logical reasoning. *arXiv preprint arXiv:2007.08124*, 2020.
- Mihaylov, T., Clark, P., Khot, T., and Sabharwal, A. Can a suit of armor conduct electricity? a new dataset for open book question answering. *arXiv preprint arXiv:1809.02789*, 2018.
- Romanov, A. and Shivade, C. Lessons from natural language inference in the clinical domain. URL <http://arxiv.org/abs/1808.06752>.
- Rothe, R., Timofte, R., and Van Gool, L. Deep expectation of real and apparent age from a single image without facial landmarks. *International Journal of Computer Vision*, 126(2):144–157, 2018.
- Sakaguchi, K., Bras, R. L., Bhagavatula, C., and Choi, Y. Winogrande: An adversarial winograd schema challenge at scale. *Communications of the ACM*, 64(9):99–106, 2021.
- Socher, R., Perelygin, A., Wu, J., Chuang, J., Manning, C. D., Ng, A. Y., and Potts, C. Recursive deep models for semantic compositionality over a sentiment treebank. In *Proceedings of the 2013 conference on empirical methods in natural language processing*, pp. 1631–1642, 2013.

- Sun, M., Liu, Z., Bair, A., and Kolter, J. Z. A simple and effective pruning approach for large language models. *arXiv preprint arXiv:2306.11695*, 2023.
- Touvron, H., Lavril, T., Izacard, G., Martinet, X., Lachaux, M.-A., Lacroix, T., Rozière, B., Goyal, N., Hambro, E., Azhar, F., et al. Llama: Open and efficient foundation language models. *arXiv preprint arXiv:2302.13971*, 2023.
- Wang, A. Glue: A multi-task benchmark and analysis platform for natural language understanding. *arXiv preprint arXiv:1804.07461*, 2018.
- Wei, J., Wang, X., Schuurmans, D., Bosma, M., Xia, F., Chi, E., Le, Q. V., Zhou, D., et al. Chain-of-thought prompting elicits reasoning in large language models. *Advances in neural information processing systems*, 35:24824–24837, 2022.
- Welbl, J., Liu, N. F., and Gardner, M. Crowdsourcing multiple choice science questions. *arXiv preprint arXiv:1707.06209*, 2017.
- Williams, M. and Aletras, N. On the impact of calibration data in post-training quantization and pruning. In *Proceedings of the 62nd Annual Meeting of the Association for Computational Linguistics (Volume 1: Long Papers)*, pp. 10100–10118, 2024.
- Yang, Y., Zhang, Y., Tar, C., and Baldridge, J. Paws-x: A cross-lingual adversarial dataset for paraphrase identification. *arXiv preprint arXiv:1908.11828*, 2019.
- Zhang, S., Roller, S., Goyal, N., Artetxe, M., Chen, M., Chen, S., Dewan, C., Diab, M., Li, X., Lin, X. V., et al. Opt: Open pre-trained transformer language models. *arXiv preprint arXiv:2205.01068*, 2022.
- Zhang, Y., Bai, H., Lin, H., Zhao, J., Hou, L., and Canistraci, C. V. Plug-and-play: An efficient post-training pruning method for large language models. In *The Twelfth International Conference on Learning Representations*, 2024.

A. Appendix

</s>	Question	:	A	student	conducted	an	experiment	to	see	
how	much	sugar	could	dissolve	in	water	.	The	student	
wrote	down	how	many	teaspoons	of	sugar	were	added	to	
the	water	.	What	is	the	most	likely	reason	the	
student	recorded	the	information	?	\	n	Cho	ices	:	
['	to	see	which	kind	of	water	to	use	,	
,	to	know	which	kind	of	sugar	to	use	,	
,	to	build	a	model	of	the	experiment	,	,	
to	be	able	to	repeat	the	experiment	']	\	n	
Answer	:									

</s>	Question	:	A	student	conducted	an	experiment	to	see	
how	much	sugar	could	dissolve	in	water	.	The	student	
wrote	down	how	many	teaspoons	of	sugar	were	added	to	
the	water	.	What	is	the	most	likely	reason	the	
student	recorded	the	information	?	\	n	Cho	ices	:	
['	to	see	which	kind	of	water	to	use	,	
,	to	know	which	kind	of	sugar	to	use	,	
,	to	build	a	model	of	the	experiment	,	,	
to	be	able	to	repeat	the	experiment	']	\	n	
Answer	:									

</s>	Question	:	Which	investigation	will	best	test	the	effects	
of	gravity	on	moving	objects	?	\	n	Cho	ices	
:	['	pen	cil	s	falling	from	the	same	height	
,	,	ball	oons	floating	upward	from	the	same	height	
,	,	a	bicycle	speeding	up	on	a	flat	surface	
,	,	a	ball	slowing	down	on	a	flat	surface	
']	\	n	Answer	:						

</s>	Question	:	Which	investigation	will	best	test	the	effects	
of	gravity	on	moving	objects	?	\	n	Cho	ices	
:	['	pen	cil	s	falling	from	the	same	height	
,	,	ball	oons	floating	upward	from	the	same	height	
,	,	a	bicycle	speeding	up	on	a	flat	surface	
,	,	a	ball	slowing	down	on	a	flat	surface	
']	\	n	Answer	:						

Unpruned OPT-6.7b

Pruned with RIA method C4 data (2:4 sparsity)

Figure 6. The activation of neuron 8217 and neuron 8283 in layer 23. The pruned model is OPT-6.7b with RIA method and calibration dataset C4. Deeper colors in the visualization represent stronger neuron activations for specific tokens.

A	partnership	between	a	craft	brewery	and	a	one	bar	
out	in	SE	Gilbert	should	be	a	home	run	,	
but	it	is	far	from	it	\	n	This	place	
has	tremendous	beer	selections	,	and	the	Sleep	y	Dog	
beers	themselves	are	alright	.	The	staff	is	tremendous	in	
personality	and	friend	liness	but	food	is	slow	and	on	
each	of	our	trips	the	server	missed	a	part	of	
our	meal	(forgot	a	salad	last	Friday	,	missed	
our	appet	izer	the	Friday	before)\	n	The	food	is
just	not	good	.	The	br	usch	etta	toast	came	
out	burnt	and	our	server	said	that	's	just	toasted	
.	The	chicken	on	my	wife	's	sandwich	was	extremely	
dry	and	not	fresh	.	F	ries	often	are	delivered	
cold	\	n	Additionally	,	with	bands	every	night	and	
kar	aoke	,	the	ownership	seems	to	want	this	pub	
to	be	a	dive	bar	with	craft	beer	and	poor	
food	.	\	n	And	that	's	fine	...	But	
we	expected	place	with	tremendous	fresh	food	and	many	craft	
beer	choices	\	n	Question	:	Is	this	sentence	positive	
or	negative	?\	n	Labels	:	positive	,n	egative	\n	
Answer	:									

Unpruned Llama-3-8b

A	partnership	between	a	craft	brewery	and	a	one	bar	
out	in	SE	Gilbert	should	be	a	home	run	,	
but	it	is	far	from	it	\	n	This	place	
has	tremendous	beer	selections	,	and	the	Sleep	y	Dog	
beers	themselves	are	alright	.	The	staff	is	tremendous	in	
personality	and	friend	liness	but	food	is	slow	and	on	
each	of	our	trips	the	server	missed	a	part	of	
our	meal	(forgot	a	salad	last	Friday	,	missed	
our	appet	izer	the	Friday	before)\	n	The	food	is
just	not	good	.	The	br	usch	etta	toast	came	
out	burnt	and	our	server	said	that	's	just	toasted	
.	The	chicken	on	my	wife	's	sandwich	was	extremely	
dry	and	not	fresh	.	F	ries	often	are	delivered	
cold	\	n	Additionally	,	with	bands	every	night	and	
kar	aoke	,	the	ownership	seems	to	want	this	pub	
to	be	a	dive	bar	with	craft	beer	and	poor	
food	.	\	n	And	that	's	fine	...	But	
we	expected	place	with	tremendous	fresh	food	and	many	craft	
beer	choices	\	n	Question	:	Is	this	sentence	positive	
or	negative	?\	n	Labels	:	positive	,n	egative	\n	
Answer	:									

Pruned with Wanda method PTB data (2:4 sparsity)

Figure 7. The activation of neuron 2287 in layer 23. The pruned model is llama-3-8b with Wanda method and calibration dataset PTB. Deeper colors in the visualization represent stronger neuron activations for specific tokens.

NSA Visualization on ARC-C Data

We also applied NSA to the ARC-C dataset, as shown in Fig.6, which presented a different result.

In the case of the ARC-C dataset, the results were quite different. The visualization in Fig.6 reveals that, after pruning, the model retains a strong focus on key tokens related to the task, such as words representing question cues or common reasoning patterns. Unlike sentiment classification, where pruning caused a noticeable reduction in activation strength, the impact on the ARC-C task was less pronounced. The tokens connected to reasoning and question-answering were still highly activated post-pruning, suggesting that the model maintained its ability to reason through the problem.

In fact, the intensity of activation in ARC-C remained relatively stable across both the original and pruned models. This suggests that, unlike sentiment classification, tasks like ARC-C may be less sensitive to pruning, possibly due to the

inherent structure of reasoning tasks. In this dataset, pruning appears to have less impact on the model’s ability to focus on critical decision-making tokens, which might explain why the performance drop was less significant compared to tasks like sentiment classification.

NSA Visualization on IMDB Data

Figure 7 presents the activation of neuron 2287 in layer 23 of the pruned model (Llama-3-8b) using the Wanda method and the PTB calibration dataset.

Other Analysis

Table 5 shows that performance varies across different sequence lengths. For tasks like ARC-E and ARC-C, shorter sequences (e.g., 64) yield higher accuracy, while longer sequences (e.g., 2048) tend to decrease performance. Conversely, tasks like MRPC and SciQ benefit from longer sequences, with MRPC’s accuracy increasing from 44.12 at seqlen 64 to 72.79 at seqlen 2048. Sentiment tasks like Yelp and SST2 perform best with shorter sequences, suggesting that excessively long sequences might not always be beneficial for certain tasks.

Seqlen	ARC-C	ARC-E	BoolQ	COPA	IMDB	LogiQA	MedNLI	MRPC	OpenBookQA	PAWS	PubMedQA	QNLI
64	38.57	71.17	75.23	82.00	76.75	24.12	33.19	44.12	28.00	45.77	69.60	50.85
128	38.23	70.96	75.35	83.00	62.70	23.96	33.33	60.05	28.60	44.36	70.20	51.33
256	37.63	71.13	75.90	77.00	63.88	24.73	33.33	54.90	29.00	44.72	69.40	51.84
512	37.12	70.41	74.40	80.00	64.70	24.73	33.33	46.08	27.00	46.17	68.60	50.92
1024	35.92	69.70	73.30	72.00	68.93	24.88	33.41	72.79	25.20	44.72	67.00	50.69
2048	32.00	63.38	57.83	73.00	66.77	21.97	33.33	35.54	21.60	44.24	64.80	50.41
Seqlen	QQP	RACE	RTE	SciQ	SciTail	Sentiment140	SST2	WIC	WinoGrande	WNLI	WSC273	Yelp
64	65.25	40.38	66.06	92.90	48.85	71.46	79.93	50.16	66.14	43.66	76.92	75.94
128	65.93	40.48	65.34	93.00	49.23	65.62	75.92	50.16	65.27	43.66	78.02	64.97
256	65.90	40.00	62.09	92.90	49.54	63.80	71.44	50.47	65.35	46.48	77.29	66.94
512	63.51	39.33	61.73	92.90	49.54	65.95	76.83	50.16	63.54	45.07	80.22	70.04
1024	63.83	38.66	62.09	92.90	48.16	68.44	76.95	50.00	62.27	42.25	78.02	74.70
2048	62.98	36.65	58.48	91.10	42.56	61.18	63.19	50.00	56.67	45.07	72.89	68.08

Table 5. Performance across various tasks at different sequence lengths.