

Evaluating Human Trust in LLM-Based Planners: A Preliminary Study

SHENGHUI CHEN, University of Texas at Austin, USA

YUNHAO YANG, University of Texas at Austin, USA

KAYLA BOGGESE, University of Virginia, USA

SEONGKOOK HEO, University of Virginia, USA

LU FENG, University of Virginia, USA

UFUK TOPCU, University of Texas at Austin, USA

Large Language Models (LLMs) are increasingly used for planning tasks, offering unique capabilities not found in classical planners such as generating explanations and iterative refinement. However, trust—a critical factor in the adoption of planning systems—remains underexplored in the context of LLM-based planning tasks. This study bridges this gap by comparing human trust in LLM-based planners with classical planners through a user study in a Planning Domain Definition Language (PDDL) domain. Combining subjective measures, such as trust questionnaires, with objective metrics like evaluation accuracy, our findings reveal that correctness is the primary driver of trust and performance. Explanations provided by the LLM improved evaluation accuracy but had limited impact on trust, while plan refinement showed potential for increasing trust without significantly enhancing evaluation accuracy.

Additional Key Words and Phrases: Trust, Large Language Models (LLMs), Explainable AI, Planning

1 INTRODUCTION

Planning is the process of determining a sequence of actions to transit from an initial state to a desired goal state. Planners—systems designed to generate such action sequences under given constraints—play a critical role in automating decision-making processes in domains such as robotic navigation, logistics optimization, and medical scheduling.

Traditional planners, while effective in structured and predictable environments, often struggle with rigidity and lack of explainability. In contrast, Large Language Models (LLMs) have recently demonstrated strong performance in various domains, including text generation [17], question answering [24, 25], and code completion [18]. Unlike traditional planners, LLMs support multi-plan generation (i.e., return multiple plans to enable users to choose), dynamic adjustments based on externally given information, and understandable communication with humans via natural language. These strengths have sparked growing interest in using LLMs as planners across diverse domains, including robotics [11, 26, 33, 45], healthcare [3, 27], and law [4, 42].

However, the increasing use of LLM-based planners raises concerns, particularly regarding trust. Trust, defined as the willingness to rely on automated systems [16], is vital for the adoption of planning systems. Without trust, even systems with superior technical capabilities may struggle to gain acceptance in practical settings [40]. Planning tasks are uniquely challenging due to their reliance on high correctness, sequential reasoning, and the need for robust adaptation to dynamic environments [2]. These factors amplify the importance of trust, as both over-trust and under-trust can introduce errors or inefficiencies in planning and can have cascading effects on task success [15, 36]. Thus, fostering appropriate trust levels in LLM-based planners is essential for maximizing their potential while minimizing risks.

While prior research has explored factors influencing trust in LLM-based systems, such as anthropomorphic cues [7], the framing and presence of explanations [30], and user interface design [35], factors influencing human trust in LLMs in the context of planning tasks remain underexplored. As the Planning Domain Definition Language (PDDL) has become a common benchmark for evaluating the planning capabilities of LLMs [31, 32], existing work primarily focuses on technical performance metrics, such as plan correctness and efficiency. To the best of our knowledge, no prior

studies have empirically investigated human trust in LLM-based planners compared to classical PDDL solvers in a PDDL domain. *This work bridges this gap by conducting an exploratory user study that evaluates trust in a PDDL domain.*

Specifically, LLMs possess unique capabilities and limitations compared to classical PDDL planners [8, 20] that may affect trust levels. For instance, LLMs can generate natural language explanations to clarify why specific decisions were made [13, 41] and iteratively refine their outputs based on user feedback [6, 22, 34, 44]. These capabilities have been shown in other contexts to enhance user trust by making the planning process more transparent and interactive [14, 28]. However, LLMs also exhibit significant limitations, such as their inability to reliably generate or validate plans independently, even for relatively simple tasks [12, 32, 38, 39]. These capabilities and limitations highlight the need for a deeper understanding of the interplay among correctness, explanation, and refinement.

Trust can be evaluated using Likert-scale user questionnaires [5, 19, 43] and broader instruments like the Propensity to Trust scale [21], which assesses general attitudes toward machines. This study combines 7-point Likert scale trust scores as a subjective metric with users’ evaluation accuracy of generated plans as an objective metric.

Key findings of our study reveal correctness as the dominant factor influencing both evaluation accuracy and trust, with the PDDL solver achieving the highest scores in both metrics. While explanations provided by the LLM planner enhanced evaluation accuracy, they had minimal effect on trust. Conversely, plan refinement showed potential to increase trust without improving evaluation accuracy. Notably, the results on refinement suggest that LLMs can gain user trust without genuine improvements in their planning capabilities, as the refined plan is generated using the same underlying model. This phenomenon underscores a critical implication: as most LLMs are fine-tuned via subjective human feedback [6, 34], the fine-tuned models tend to generate outputs that comply with human preferences, i.e., humans perceive as appealing or trustworthy, instead of objective correctness. Such tendencies could be exploited, intentionally or inadvertently, to potentially foster overtrust. Overall, the study results offer practical insights for designing human-centered AI planning systems.

2 METHODS

We evaluate factors influencing user trust in planners by comparing a language-model-based planner, denoted as an *LLM Planner* (GPT-4o [1]), with a traditional graph-search-based planner, denoted as a *PDDL Solver* (Fast Downwards [10]). Unlike the PDDL Solver which relies on graph search algorithms, the LLM Planner can reason through the planning problem, explain its proposed solution, and iteratively refine the solution based on external feedback.

2.1 Planning Problem

A planning problem consists of a *planning domain* (aspects of a problem that remains consistent, i.e. objects, predicates, actions) and a *problem description* (particular instance of a planning task, i.e. initial state, goal state), expressed in PDDL. We present an example of the gripper problem in Appendix A.

We select the *gripper* planning problems from the International Planning Competition [37] for plan generation and evaluation. In a gripper planning problem, a robot moves balls between a set of rooms using two grippers. The objective is to create a *plan*—a sequence of actions—for the robot to move the balls to the defined target rooms. We present a few running examples of the gripper problem in Appendix B (Figure 9).

2.2 PDDL Solver

The PDDL Solver takes the planning domain and the problem description as inputs and then generates a plan (a sequence of actions with specific input parameters) described in PDDL. Next, we convert the generated plan into natural

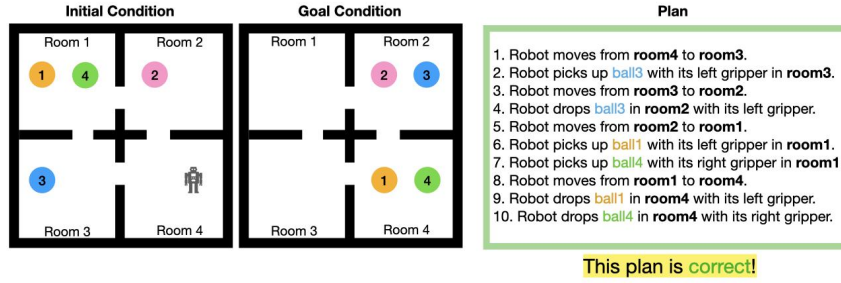


Fig. 1. Examples where LLM Planner correctly generates a plan for the gripper planning problem.

language for user studies following the procedure in [29] and display it to users. We present an example in Figure 1. The planner either generates a *correct* plan defined as the shortest path between the initial and goal states or returns a signal indicating that no solution exists for the given problem.

2.3 LLM Planner

The LLM Planner addresses planning problems by querying a large language model, using a structured prompt format. The planner then retrieves a natural language plan from the language model. To ensure the output adheres to the desired format, we include a few in-context examples within the prompts. We present an example of this in Appendix B. Unlike the PDDL Solver, the LLM Planner may generate *incorrect* plans that violate the problem specifications (e.g., preconditions of actions) or fail to achieve the goal, as language models may struggle with large state spaces compared to classical planners.

LLM Planner with Explanation (LLM+Expl). To examine the influence of explanation on user trust, we create a natural language explanation of each generated plan. The trust improvement by adding explanations will motivate training an LLM to explain its plan. This explanation includes an assessment of the plan’s correctness, identification of any violations of action preconditions, and an analysis of inconsistencies between the final state achieved and the intended goal state. If a plan is correct, the explanation is “the plan successfully satisfies the goal conditions.” If a plan is incorrect, we identify the underlying cause as either a violation of action preconditions or a failure to achieve the goal state. In cases involving precondition violations, we specify the action responsible for the issue.

For example, consider the action “robot moves from room 1 to room 2,” but the robot is initially located in room 3. This scenario constitutes a violation of the precondition for the “move” action. In the latter case, we describe the differences between the final state achieved and the intended goal state, e.g., “fail to move ball 2 to room 2.” This function enables the user to better understand why actions are chosen and their effect on the overall plan. We present examples of explanations in Appendix B (Figure 10).

LLM Planner with Refinement (LLM+Refine). Refining an LLM-generated plan is also possible. So, we offer a prompting mechanism for the LLM Planner to refine the generated plan according to the user feedback. We present a sample user interface on the left of Figure 11 in Appendix B. The mechanism works as follows: First, request the user to indicate the step number where refinement should begin. Second, send the planning domain, problem description, and the original plan to the language model. Next, query the model to rewrite the subsequent steps starting from the user-specified step number. Finally, replace the original plan with the newly refined plan and display it to the user. This mechanism enables

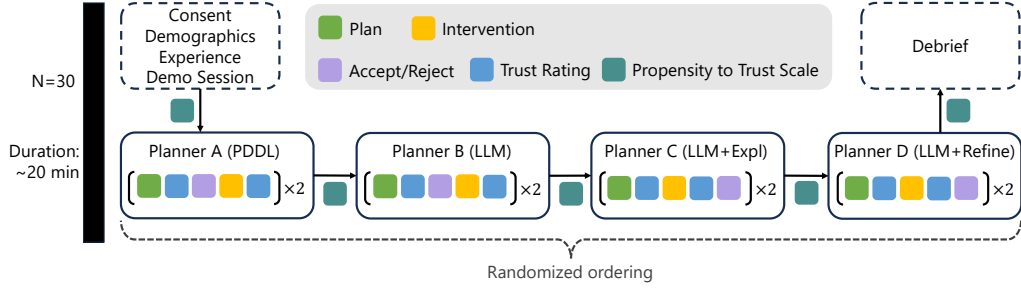


Fig. 2. User study procedure.

the user to focus on a subset of steps, facilitating a deeper interpretation of those actions. However, the correctness of the refined plan is still not guaranteed.

3 USER STUDY DESIGN

We conducted a user study via Qualtrics to evaluate human trust in plans generated by the planners discussed above. * footnote This study was approved by IRB#7035 and University of Texas at Austin IRB #6873. Study details are included in Appendix C.

3.1 Participants

We recruited 30 participants through Prolific [23] (fluent English speakers over the age of 18). After informed consent, a reCAPTCHA test was administered as a bot check. To encourage engagement and accurate responses, participants were offered *bonus payments* based on their evaluation accuracy, defined as correctly accepting correct plans and rejecting incorrect ones.

The participants (80% male, 17% female, and 3% preferred not to say) had an average age of 34.00 (SD=10.11). Regarding prior experience with large language models (LLMs), 80% of participants reported having used LLMs before, while 20% had not. When asked about the frequency of using LLMs specifically for planning tasks, 33% indicated that they use them frequently, 43% occasionally, and 23% never.

3.2 Procedure

Participants began with a *demo session* to familiarize themselves with the Gripper problem task and the study interface.

The main part of the study comprised *four sessions*, each corresponding to a different AI planner: *Planner A (PDDL)*, *Planner B (LLM)*, *Planner C (LLM+Expl)*, and *Planner D (LLM+Refine)*. The four sessions were presented in a randomized order to counterbalance any ordering effects.

Each session contained *two tasks*, each involving a new Gripper problem (unique initial and goal conditions) with similar difficulty (similar number of plan steps for equal number of rooms and balls). The order of tasks within each session was also randomized. In each task, participants were first presented with a *plan* generated by the planner and asked to rate their trust in the planner (**trust before**). Participants were then shown an *intervention*, which varied depending on the session planner:

- For **PDDL** and **LLM**, the intervention provided only the *consequence of the plan*, e.g., “This plan is correct/wrong!”.

*This study was approved by IRB#****. Study details are included in Appendix C.

- For **LLM+Expl**, the intervention included both the consequence of the plan and an *explanation* of the outcome, e.g., “*This plan is wrong because the robot misses the steps of moving ball4 from room4 to room1.*”
- For **LLM+Refine**, participants were first asked to *choose between two lines* of the plan as a starting point for refinement. A *revised plan* was then generated beginning from the selected line.

After the intervention, participants were again asked to rate their trust in the planner (**trust after**). Additionally, participants were asked to decide whether to **accept or reject** the plan before the intervention for PDDL and LLM planners but after for the other two. This allows evaluation of plan correctness prior to consequences for PDDL and LLM, while focusing on responses to interventions for the others.

At the end of the study, participants were informed of their *evaluation accuracy* as the total number of correctly evaluated tasks out of 8 total tasks (2 tasks per session, 4 sessions in total). The procedure is detailed in Figure 2.

3.3 Independent Variables

We employed a within-subject design where each participant completes four sessions, each involving one of four planners. The PDDL solver provides 100% correct plans, while the other three planners deliver 50% correct plans. We set this accuracy to ensure non-perfect but meaningful performance across two tasks per session, approximating the observed accuracy in practice [9, 46]. The LLM+Expl planner explains why the plans are correct or not, and the LLM+Refine planner allows participants to refine the plans. The independent variables include correctness (comparing PDDL with LLM), explanation (comparing LLM with LLM+Expl), and refinement (comparing LLM with LLM+Refine).

3.4 Dependent Measures

For each session, participants evaluated two tasks. We measured user performance on *evaluation accuracy* by the number of correctly evaluated tasks (0, 1, or 2). Participants also rated their *trust* in the planner on a 7-point Likert scale (1 = strongly disagree, 7 = strongly agree) both *before* and *after* the intervention. We also measured participants’ *propensity to trust* at the end of each session using a six-item scale [21] to assess their general tendency to trust AI planners. The response options were on a 5-point Likert-type scale ranging from 1 (strongly disagree) to 5 (strongly agree). In our survey, we adapted the scale by replacing the term “machine” with “AI planner” to reflect the context of our study better (see Appendix C.2 for the exact scale we used).

3.5 Hypotheses

We formulated the following hypotheses to examine the effects of correctness, explanations, and refinement on user performance (plan evaluation accuracy) and trust:

- **H1:** Planners that are more correct increase evaluation accuracy.
- **H2:** Planners that provide explanations increase evaluation accuracy.
- **H3:** Planners that allow for plan refinement increase evaluation accuracy.
- **H4:** Planners that are more correct improve user trust.
- **H5:** Planners that provide explanations improve user trust.
- **H6:** Planners that allow for plan refinement improve user trust.

4 RESULTS & ANALYSIS

This section presents findings from our user study on evaluation accuracy, user trust, and the propensity to trust scale.

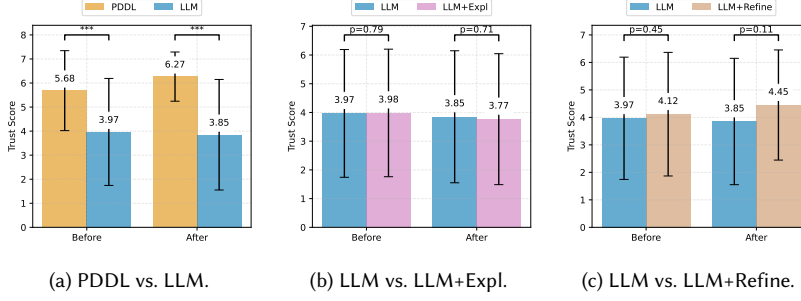


Fig. 3. Trust scores on a 7-point Likert scale before and after.

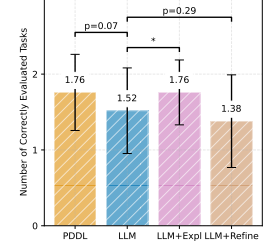


Fig. 4. Evaluation accuracy measured by the number of correctly evaluated tasks.

4.1 On Evaluation Accuracy

Figure 4 presents the average number of correctly evaluated tasks for each planner, with error bars indicating standard deviations. We used the Wilcoxon signed-rank test to evaluate our hypotheses H1-H3.

For **H1**, participants achieved an average accuracy of 1.76 ± 0.50 with the PDDL solver, compared to 1.52 ± 0.56 for the LLM planner. This result supports our hypothesis that correctness is a key determinant of evaluation accuracy. However, the difference was not statistically significant ($W = 18, Z = -4.31, p = 0.071, r = -0.801$). We suspect that increasing the sample size could reduce this uncertainty and strengthen the observed trend.

For **H2**, evaluation accuracy improved for the LLM planner when explanations were provided (LLM+Expl), reaching 1.76 ± 0.43 . This difference was statistically significant ($W = 5, Z = -4.59, p = 0.020, r = -0.853$), supporting our hypothesis that planners with explanations increase evaluation accuracy.

For **H3**, the results for the LLM planner with refinement (LLM+Refine) did not align with our hypothesis. Participants achieved an average accuracy of 1.38 ± 0.61 with the LLM+Refine planner, compared to 1.52 ± 0.56 for the basic LLM planner. Although this result deviates from our hypothesis that refinement would improve evaluation accuracy, the difference is not statistically significant ($W = 22, Z = -4.23, p = 0.285, r = -0.785$). As a result, we cannot conclusively confirm or refute H3. One possible explanation for this deviation is overtrust: Participants may assume that the opportunity to revise the plan ensures the planner would correct itself, leading them to evaluate the revised plan less critically and, consequently, with lower accuracy.

Thus, the data suggests support for H1, confirms H2, and suggests rejection of H3.

4.2 On Trust

Figure 3 shows participants' average self-reported trust levels before and after each intervention, measured on a 7-point Likert scale, with error bars representing standard deviations. We used the Wilcoxon signed-rank test to evaluate our hypotheses H4-H6.

For **H4**, Figure 3a shows that PDDL achieved statistically significantly higher trust levels than LLM both **before** the intervention ($W = 134.5, Z = -5.75, p < 0.001, r = -0.742$) and **after** ($W = 19, Z = -6.60, p < 0.001, r = -0.852$). In terms of trust dynamics, participants' trust in PDDL significantly increased from 5.68 ± 1.66 to 6.27 ± 1.02 ($W = 10, Z = -6.66, p = 0.001, r = -0.860$). In contrast, trust in LLM showed a slight decrease from 3.97 ± 2.22 to 3.85 ± 2.30 , though this change was not statistically significant ($W = 215.50, Z = -5.15, p = 0.722, r = -0.665$). These findings support the hypothesis that the correctness of planners is a key factor influencing human trust.

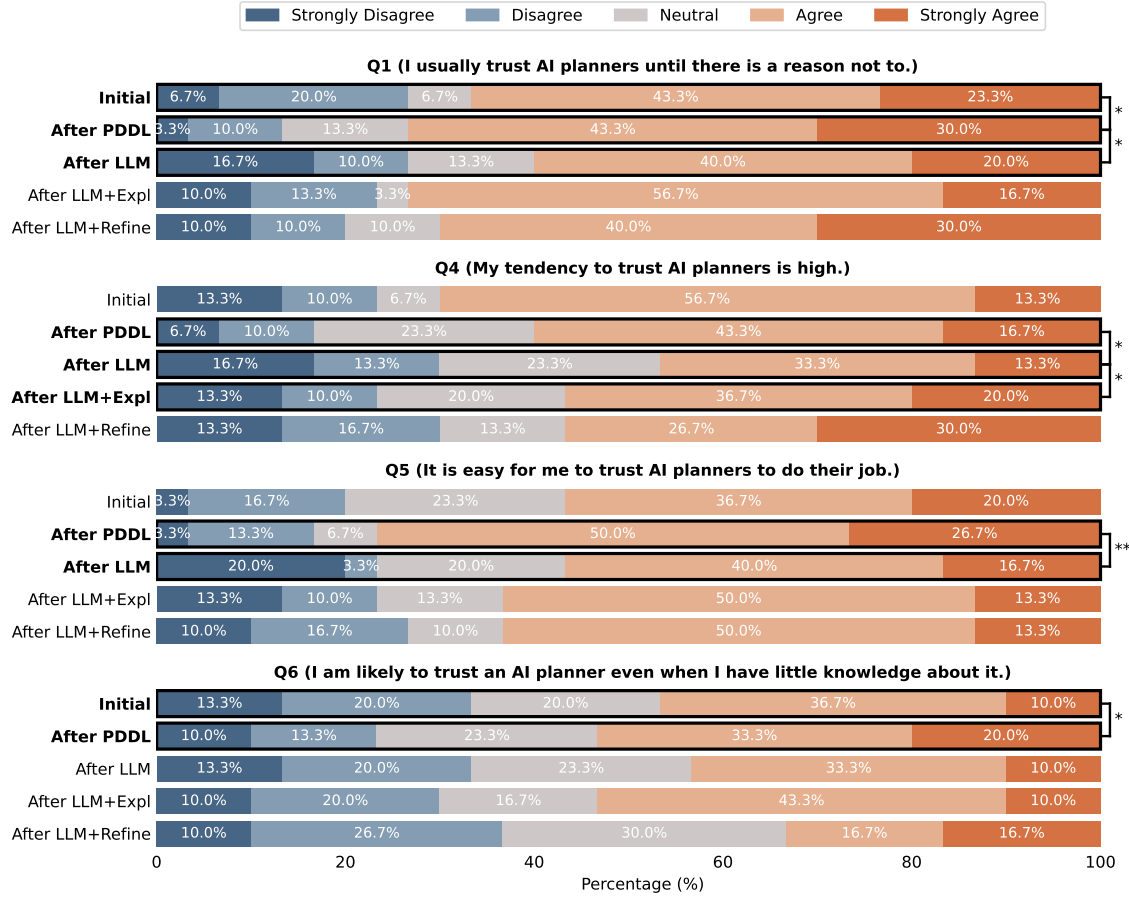


Fig. 5. Propensity to Trust Scale: 4 out of 6 Questions with Statistically Significant Differences Highlighted (* $p < 0.05$, ** $p < 0.01$).

For **H5**, Figure 3b shows no statistically significant difference in trust levels between LLM and LLM+Expl, both before and after the intervention. This result challenges our hypothesis that providing explanations would increase trust when correctness is controlled. One possible interpretation is that participants primarily value the objective correctness of the plans, with explanations offering little benefit unless correctness improves. Alternatively, explanations may help participants calibrate their trust by revealing the planner's limitations, allowing them to adjust their trust to appropriate levels. This insight suggests that improving trust in LLMs for planning tasks may require prioritizing the objective correctness of the plans over supplementary explanations.

For **H6**, Figure 3c shows a slight increase in trust levels with LLM+Refine. On average, trust rose from 3.97 ± 2.22 to 4.12 ± 2.25 before the intervention and from 3.85 ± 2.30 to 4.45 ± 2.00 after. While this trend is not statistically significant, it suggests a potential positive effect of refinement on human trust with the LLM planner.

Thus, the data supports H4, suggests rejection of H5, and suggests support of H6.

4.3 Propensity to Trust Scale

The *propensity to trust* scale consists of six questions used to assess an individual’s tendency to trust machines based on their current behaviors [21]. While we did not have specific hypotheses tied to this scale, we included it to gather initial insights for future exploration. We found that four questions showed statistically significant differences between planners using the Wilcoxon signed-rank test and are displayed in Figure 5. Full results are provided in the appendix.

For **Q1** and **Q6**, we observe a clear shift toward agreement after the PDDL condition compared to the initial baseline. This suggests that participants were more inclined to trust AI planners following the PDDL session, likely due to the 100% correctness of PDDL plans, which appears to boost trust. In contrast, for **Q1**, **Q4**, and **Q5**, we see a notable reduction in agreement after interacting with the LLM planner compared to the PDDL solver. This decrease aligns with the reduced correctness of the LLM plans (50%), highlighting the importance of correctness in maintaining trust in AI planners. Interestingly, **Q4** reveals that providing explanations (LLM+Expl) helps recover participants’ agreement levels compared to the basic LLM condition. However, this positive effect of explanations on trust propensity is limited, as it is only observed in one of the six questions.

These results underscore that correctness remains the dominant factor influencing participants’ general trust attitude towards AI planners, with explanations offering only minimal benefit when correctness is suboptimal.

5 DISCUSSION

Summary. Our findings provide significant insights into the influence of correctness, explanations, and refinement on evaluation accuracy and user trust in AI-based planners. In particular, the findings are three-fold: (1) The **correctness** of the generated plans is the most significant factor that impacts the evaluation accuracy and user trust in the planners. As the PDDL solver is more capable of generating correct plans, it achieves the highest evaluation accuracy and trust. (2) The **explanation** component of the LLM planner improves evaluation accuracy, as LLM+Expl achieves higher accuracy than LLM alone. Despite this improvement, LLM+Expl minimally impacts user trust. However, alternative explanation methods may influence user trust differently from the manually generated explanations used in our approach. (3) The **refinement** procedure in the LLM planner does not lead to a significant improvement in evaluation accuracy; however, it exhibits a positive influence on user trust that may indicate an overtrust in some situations. Finally, the propensity-to-trust analysis identifies correctness as the primary determinant of user trust, whereas explanations provided limited improvement in scenarios where the planner’s accuracy is diminished.

Future Research. Future steps in this research include expanding user studies with larger sample sizes to improve generalizability and including additional planning problems per session for a more comprehensive evaluation. Next, we will explore alternative methods for generating plan explanations beyond manual creation to identify approaches that more effectively enhance user trust. Additionally, we will examine user trust by employing multiple LLM-based planners with varying levels of planning accuracy to better understand the interplay between planning correctness and user trust. Furthermore, we aim to enable real-time user-planner interaction, allowing users to provide feedback and refine plans collaboratively, thereby fostering a more dynamic and user-centric planning process.

REFERENCES

- [1] Josh Achiam, Steven Adler, Sandhini Agarwal, Lama Ahmad, Ilge Akkaya, Florencia Leoni Aleman, Diogo Almeida, Janko Altschmidt, Sam Altman, Shyamal Anadkat, et al. 2023. GPT-4 technical report. *arXiv preprint arXiv:2303.08774* (2023).
- [2] Philip Allmendinger. 2017. *Planning theory*. Bloomsbury Publishing.

- [3] Marco Cascella, Jonathan Montomoli, Valentina Bellini, and Elena Bignami. 2023. Evaluating the feasibility of ChatGPT in healthcare: An analysis of multiple clinical and research scenarios. *Journal of medical systems* 47, 1 (2023), 33.
- [4] Inyoung Cheong, King Xia, KJ Kevin Feng, Quan Ze Chen, and Amy X Zhang. 2024. Engaging legal experts towards responsible LLM policies for legal advice. In *The 2024 ACM Conference on Fairness, Accountability, and Transparency*. 2454–2469.
- [5] Jong Kyu Choi and Yong Gu Ji. 2015. Investigating the importance of trust on adopting an autonomous vehicle. *International Journal of Human-Computer Interaction* 31, 10 (2015), 692–702.
- [6] Paul F. Christiano, Jan Leike, Tom B. Brown, Miljan Martic, Shane Legg, and Dario Amodei. 2017. Deep reinforcement learning from human preferences. In *Advances in Neural Information Processing Systems*. Long Beach, CA, USA, 4299–4307.
- [7] Michelle Cohn, Mahima Pushkarna, Gbolahan O Olanubi, Joseph M Moran, Daniel Padgett, Zion Mengesha, and Courtney Heldreth. 2024. Believing anthropomorphism: Examining the role of anthropomorphic cues on trust in large language models. In *Extended Abstracts of the CHI Conference on Human Factors in Computing Systems*. 1–15.
- [8] Malik Ghallab, Dana Nau, and Paolo Traverso. 2004. *Automated planning: Theory and practice*. Elsevier.
- [9] Yilun Hao, Yang Zhang, and Chuchu Fan. 2024. Planning anything with rigor: General-purpose zero-shot planning with LLM-based formalized programming. *arXiv preprint arXiv:2410.12112* (2024).
- [10] Malte Helmert. 2006. The fast downward planning system. *Journal of Artificial Intelligence Research* 26 (2006), 191–246.
- [11] Wenlong Huang, Pieter Abbeel, Deepak Pathak, and Igor Mordatch. 2022. Language models as zero-shot planners: Extracting actionable knowledge for embodied agents. In *International Conference on Machine Learning (Proceedings of Machine Learning Research, Vol. 162)*. PMLR, Baltimore, Maryland, USA, 9118–9147.
- [12] Subbarao Kambhampati, Karthik Valmeekam, Lin Guan, Mudit Verma, Kaya Stechly, Siddhant Bhambri, Lucas Saldyt, and Anil Murthy. 2024. LLMs can’t plan, but can help planning in LLM-modulo frameworks. *arXiv preprint arXiv:2402.01817* (2024).
- [13] Rushang Karia, Jayesh Nagpal, Daksh Dobhal, Pulkit Verma, Rashmeet Kaur Nayyar, Naman Shah, and Siddharth Srivastava. 2024. Using Explainable AI and Hierarchical Planning for Outreach with Robots. *arXiv preprint arXiv:2404.00808* (2024).
- [14] Johannes Kunkel, Tim Donkers, Lisa Michael, Catalin-Mihai Barbu, and Jürgen Ziegler. 2019. Let me explain: Impact of personal and impersonal explanations on trust in recommender systems. In *Proceedings of the 2019 CHI conference on human factors in computing systems*. 1–12.
- [15] Lucie Laurian. 2009. Trust in planning: Theoretical and practical considerations for participatory and deliberative planning. *Planning theory & practice* 10, 3 (2009), 369–391.
- [16] John D Lee and Katrina A See. 2004. Trust in automation: Designing for appropriate reliance. *Human factors* 46, 1 (2004), 50–80.
- [17] Junyi Li, Tianyi Tang, Wayne Xin Zhao, Jian-Yun Nie, and Ji-Rong Wen. 2024. Pre-trained language models for text generation: A survey. *Comput. Surveys* 56, 9 (2024), 1–39.
- [18] Fang Liu, Ge Li, Yunfei Zhao, and Zhi Jin. 2020. Multi-task learning based pre-trained language model for code completion. In *Proceedings of the 35th IEEE/ACM International Conference on Automated Software Engineering*. 473–485.
- [19] Nikolas Martelaro, Victoria C Nneji, Wendy Ju, and Pamela Hinds. 2016. Tell me more designing HRI to encourage more trust, disclosure, and companionship. In *2016 11th ACM/IEEE International Conference on Human-Robot Interaction (HRI)*. IEEE, 181–188.
- [20] Drew M McDermott. 2000. The 1998 AI planning systems competition. *AI magazine* 21, 2 (2000), 35–35.
- [21] Stephanie M Merritt, Heather Heimbaugh, Jennifer LaChapell, and Deborah Lee. 2013. I trust it, but I don’t know why: Effects of implicit attitudes toward automation on trust in an automated system. *Human factors* 55, 3 (2013), 520–534.
- [22] Long Ouyang, Jeffrey Wu, Xu Jiang, Diogo Almeida, Carroll L. Wainwright, Pamela Mishkin, Chong Zhang, Sandhini Agarwal, Katarina Slama, Alex Ray, John Schulman, Jacob Hilton, Fraser Kelton, Luke Miller, Maddie Simens, Amanda Askell, Peter Welinder, Paul F. Christiano, Jan Leike, and Ryan Lowe. 2022. Training language models to follow instructions with human feedback. In *Advances in Neural Information Processing Systems*. New Orleans, LA, USA.
- [23] Stefan Palan and Christian Schitter. 2018. Prolific. ac—A subject pool for online experiments. *Journal of Behavioral and Experimental Finance* 17 (2018), 22–27.
- [24] Raul Puri, Ryan Spring, Mostofa Patwary, Mohammad Shoeybi, and Bryan Catanzaro. 2020. Training question answering models from synthetic data. *arXiv preprint arXiv:2002.09599* (2020).
- [25] Ori Ram, Yuval Kirstain, Jonathan Berant, Amir Globerson, and Omer Levy. 2021. Few-shot question answering by pretraining span selection. *arXiv preprint arXiv:2101.00438* (2021).
- [26] Allen Z Ren, Anushri Dixit, Alexandra Bodrova, Sumeet Singh, Stephen Tu, Noah Brown, Peng Xu, Leila Takayama, Fei Xia, Jake Varley, et al. 2023. Robots that ask for help: Uncertainty alignment for large language model planners. *arXiv preprint arXiv:2307.01928* (2023).
- [27] Malik Sallam. 2023. ChatGPT utility in healthcare education, research, and practice: Systematic review on the promising perspectives and valid concerns. In *Healthcare*, Vol. 11. MDPI, 887.
- [28] Sarah Strohkorb Sebo, Priyanka Krishnamurthi, and Brian Scassellati. 2019. “I don’t believe you”: Investigating the effects of robot trust violation and repair. In *2019 14th ACM/IEEE International Conference on Human-Robot Interaction (HRI)*. IEEE, 57–65.
- [29] Jendrik Seipp, Álvaro Torralba, and Jörg Hoffmann. 2022. PDDL Generators. <https://doi.org/10.5281/zenodo.6382173>.
- [30] Manasi Sharma, Ho Chit Siu, Rohan Paleja, and Jaime D Peña. 2024. Why would you suggest that? Human trust in language model responses. *arXiv preprint arXiv:2406.02018* (2024).

- [31] Tom Silver, Soham Dan, Kavitha Srinivas, Joshua B Tenenbaum, Leslie Kaelbling, and Michael Katz. 2024. Generalized planning in PDDL domains with pretrained large language models. In *Proceedings of the AAAI Conference on Artificial Intelligence*, Vol. 38. 20256–20264.
- [32] Tom Silver, Varun Hariprasad, Reece S Shuttleworth, Nishanth Kumar, Tomás Lozano-Pérez, and Leslie Pack Kaelbling. 2022. PDDL planning with pretrained large language models. In *NeurIPS 2022 foundation models for decision making workshop*.
- [33] Ishika Singh, Valts Blukis, Arsalan Mousavian, Ankit Goyal, Danfei Xu, Jonathan Tremblay, Dieter Fox, Jesse Thomason, and Animesh Garg. 2023. Progprompt: Generating situated robot task plans using large language models. In *2023 IEEE International Conference on Robotics and Automation (ICRA)*. IEEE, 11523–11530.
- [34] Nisan Stiennon, Long Ouyang, Jeff Wu, Daniel M. Ziegler, Ryan Lowe, Chelsea Voss, Alec Radford, Dario Amodei, and Paul F. Christiano. 2020. Learning to summarize from human feedback. *arXiv preprint arXiv:2009.01325* (2020).
- [35] Xin Sun, Yunjie Liu, Jan De Wit, Jos A Bosch, and Zhuying Li. 2024. Trust by interface: How different user interfaces shape human trust in health information from large language models. In *Extended Abstracts of the CHI Conference on Human Factors in Computing Systems*. 1–7.
- [36] Antti Talvitie. 2012. The problem of trust in planning. *Planning Theory* 11, 3 (2012), 257–278.
- [37] Mauro Vallati, Lukas Chrpá, Marek Grześ, Thomas Leo McCluskey, Mark Roberts, Scott Sanner, et al. 2015. The 2014 International Planning Competition: Progress and Trends. *Ai Magazine* 36, 3 (2015), 90–98.
- [38] Karthik Valmeekam, Matthew Marquez, Sarath Sreedharan, and Subbarao Kambhampati. 2023. On the planning abilities of large language models-a critical investigation. *Advances in Neural Information Processing Systems* 36 (2023), 75993–76005.
- [39] Karthik Valmeekam, Alberto Olmo, Sarath Sreedharan, and Subbarao Kambhampati. 2022. Large language models still can’t plan (A benchmark for LLMs on planning and reasoning about change). In *NeurIPS 2022 Foundation Models for Decision Making Workshop*.
- [40] Eric S Vorm and David JY Combs. 2022. Integrating transparency, trust, and acceptance: The intelligent systems technology acceptance model (ISTAM). *International Journal of Human-Computer Interaction* 38, 18-20 (2022), 1828–1845.
- [41] Zihao Wang, Shaofei Cai, Guanzhou Chen, Anji Liu, Xiaojian Ma, and Yitao Liang. 2023. Describe, explain, plan and select: Interactive planning with LLMs enables open-world multi-task agents. In *Advances in Neural Information Processing Systems*. New Orleans, LA, USA.
- [42] Yiquan Wu, Siying Zhou, Yifei Liu, Weiming Lu, Xiaozhong Liu, Yating Zhang, Changlong Sun, Fei Wu, and Kun Kuang. 2023. Precedent-enhanced legal judgment prediction with LLM and domain-model collaboration. *arXiv preprint arXiv:2310.09241* (2023).
- [43] Anqi Xu and Gregory Dudek. 2015. Optimo: Online probabilistic trust inference model for asymmetric human-robot collaborations. In *Proceedings of the tenth annual ACM/IEEE international conference on human-robot interaction*. 221–228.
- [44] Yunhao Yang, Neel P. Bhatt, Tyler Ingebrand, William Ward, Steven Carr, Atlas Wang, and Ufuk Topcu. 2024. Fine-tuning language models using formal methods feedback: A use case in autonomous systems. In *Proceedings of the Seventh Annual Conference on Machine Learning and Systems*, Phillip B. Gibbons, Gennady Pekhimenko, and Christopher De Sa (Eds.). mlsys.org, Santa Clara, CA, USA.
- [45] Yunhao Yang, Cyrus Neary, and Ufuk Topcu. 2024. Multimodal pretrained models for verifiable sequential decision-making: Planning, grounding, and perception. In *Proceedings of the 23rd International Conference on Autonomous Agents and Multiagent Systems*. International Foundation for Autonomous Agents and Multiagent Systems / ACM, Auckland, New Zealand, 2011–2019.
- [46] Max Zuo, Francisco Piedrahita Velez, Xiaochen Li, Michael L Littman, and Stephen H Bach. 2024. Planetarium: A rigorous benchmark for translating text to structured planning languages. *arXiv preprint arXiv:2407.03321* (2024).

A GRIPPER PLANNING PROBLEM

The types and predicates collaboratively define the states of a planning environment. Then, the actions define the transition of the environment. Each action consists of a set of input parameters, a precondition, and an effect. We consider the precondition and effect as the initial and final state of the action.

The types of objects of the gripper problem are defined as

```
1 (:types room ball robot gripper)
2 ; there are several balls distributed in several rooms and a robot with two grippers.
```

and the predicates are defined as

```
1 (:predicates (at-robby ?r - robot ?x - room) ; a predicate indicating the robot's location
2   (at ?o - ball ?x - room) ; a predicate indicating the ball's location
3   (free ?r - robot ?g - gripper) ; a predicate indicating whether the robot's gripper is free
4   (carry ?r - robot ?o - ball ?g - gripper)) ; indicating the ball carried by a gripper
```

An action moving the robot from a room to another room is defined as

```
1 (:action move
2   :parameters (?r - robot ?from ?to - room) ; we specify the initial and target rooms
3   :precondition (and (at-robby ?r ?from)) ; the robot has to be in the initial room
4   :effect (and (at-robby ?r ?to) (not (at-robby ?r ?from))))
```

Furthermore, we have actions “pick (a ball with a gripper)” and “drop (a ball).”

```
1 (:action pick
2   :parameters (?r - robot ?obj - object ?room - room ?g - gripper)
3   :precondition (and (at ?obj ?room) (at-robby ?r ?room) (free ?r ?g))
4   :effect (and (carry ?r ?obj ?g)
5     (not (at ?obj ?room))
6     (not (free ?r ?g))))
7
8 (:action drop
9   :parameters (?r - robot ?obj - object ?room - room ?g - gripper)
10  :precondition (and (carry ?r ?obj ?g) (at-robby ?r ?room))
11  :effect (and (at ?obj ?room)
12    (free ?r ?g)
13    (not (carry ?r ?obj ?g))))
```

An example of the initial and goal states are

```
1 (:init (at-robby robot1 room1) (free robot1 rgripper1) (free robot1 lgripper1)
2   (at ball1 room1) (at ball2 room3) (at ball3 room1) (at ball4 room2) )
3 (:goal (and (at ball1 room1) (at ball2 room3) (at ball3 room1) (at ball4 room2) ) )
```

B ADDITIONAL DETAILS ON LLM PLANNER

Figure 6, 7, and 8 show the complete prompt for querying the language model to solve a planning problem. The blue text represents the prompts to the language model, while the red text corresponds to the responses generated by the language model.

```

1 User: Given the following planning domain:
2 (define (domain gripper-strips)
3   (:requirements :strips :typing)
4   (:types room object robot gripper)
5   (:predicates (at-robby ?r - robot ?x - room)
6                 (at ?o - object ?x - room)
7                 (free ?r - robot ?g - gripper)
8                 (carry ?r - robot ?o - object ?g - gripper))
9   (:action move
10    :parameters (?r - robot ?from ?to - room)
11    :precondition (and (at-robby ?r ?from))
12    :effect (and (at-robby ?r ?to) (not (at-robby ?r ?from))))
13   (:action pick
14    :parameters (?r - robot ?obj - object ?room - room ?g - gripper)
15    :precondition (and (at ?obj ?room) (at-robby ?r ?room) (free ?r ?g))
16    :effect (and (carry ?r ?obj ?g) (not (at ?obj ?room)) (not (free ?r ?g))))
17   (:action drop
18    :parameters (?r - robot ?obj - object ?room - room ?g - gripper)
19    :precondition (and (carry ?r ?obj ?g) (at-robby ?r ?room))
20    :effect (and (at ?obj ?room) (free ?r ?g) (not (carry ?r ?obj ?g))))
21
22 Please solve the following PDDL problem and return the solution only.
23 (define (problem gripper-1-2-1)
24   (:domain gripper-strips)
25   (:objects robot1 - robot
26             rgripper1 lgripper1 - gripper
27             room1 room2 - room
28             ball1 - object)
29   (:init (at-robby robot2 room1)
30          (free robot1 rgripper1)
31          (free robot1 lgripper1)
32          (at ball1 room1) )
33   (:goal (at ball1 room2) ) )
34
35 Assistant:
36 1. Robot1 moves from room2 to room1.
37 2. Robot1 picks up ball1 with its left gripper in room1.
38 3. Robot1 moves from room1 to room2.
39 4. Robot1 drops ball1 in room2 with its left gripper.

```

Fig. 6. An in-context example provided to the language model to constrain its output format.


```

1 <In-context example from the previous textbox>
2
3 User: Given the same planning domain:
4 Please solve the following PDDL problem and return the solution only.
5 (define (problem gripper-1-4-4)
6   (:domain gripper-strips)
7   (:objects robot1 - robot
8     rgripper1 lgripper1 - gripper
9     room1 room2 room3 room4 - room
10    ball1 ball2 ball3 ball4 - object)
11   (:init (at-robby robot1 room1)
12     (free robot1 rgripper1)
13     (free robot1 lgripper1)
14     (at ball1 room1)
15     (at ball2 room3)
16     (at ball3 room1)
17     (at ball4 room2) )
18   (:goal (and (at ball1 room1)
19     (at ball2 room2)
20     (at ball3 room2)
21     (at ball4 room4) ) ) )
22 Assistant:
23 1. Robot1 picks up ball3 with its left gripper in room1.
24 2. Robot1 moves from room1 to room2.
25 3. Robot1 picks up ball4 with its right gripper in room2.
26 4. Robot1 drops ball3 in room2 with its left gripper.
27 5. Robot1 moves from room2 to room3.
28 6. Robot1 picks up ball2 with its left gripper in room3.
29 7. Robot1 moves from room3 to room2.
30 8. Robot1 drops ball2 in room2 with its left gripper.
31 9. Robot1 moves from room2 to room4.
32 10. Robot1 drops ball4 in room4 with its right gripper.

```

Fig. 7. Complete prompt for querying a plan from the language model.

```

1 Given the planning domain and problem:
2 (define (domain gripper-strips)
3   ..... )
4 (define (problem gripper-1-2-1)
5   (:domain gripper-strips).....)
6
7 Please refine the plan from step 2:
8 1. Robot1 moves from room2 to room1.
9 2. Robot1 picks up ball1 with its left gripper in room1.
10 3. Robot1 picks up ball2 with its right gripper in room2.
11 4. Robot1 drops ball3 in room2 with its left gripper.
12 1. Robot1 moves from room2 to room1.
13 2. Robot1 picks up ball1 with its left gripper in room1.
14 3. Robot1 moves from room1 to room2.
15 4. Robot1 drops ball1 in room2 with its left gripper.

```

Fig. 8. Prompt for querying the LLM Planner to refine an existing plan.

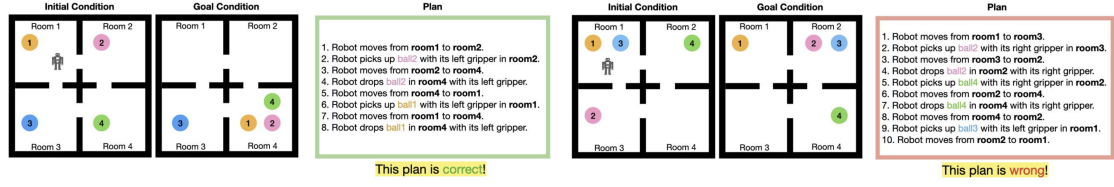


Fig. 9. Examples where LLM Planner correctly and incorrectly generates plans for the gripper planning problems.

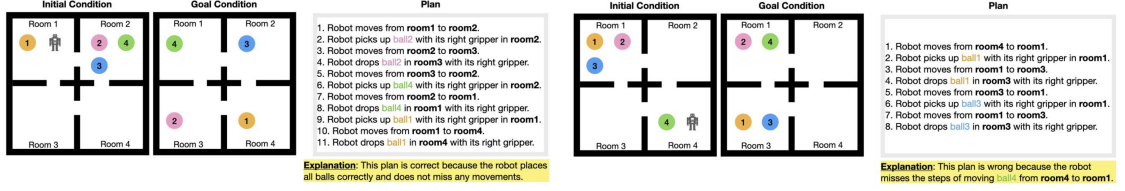


Fig. 10. Explanations to the plans generated by the LLM Planner. The left example shows the explanation of a correctly generated plan while the right example shows the explanation of an incorrect plan.

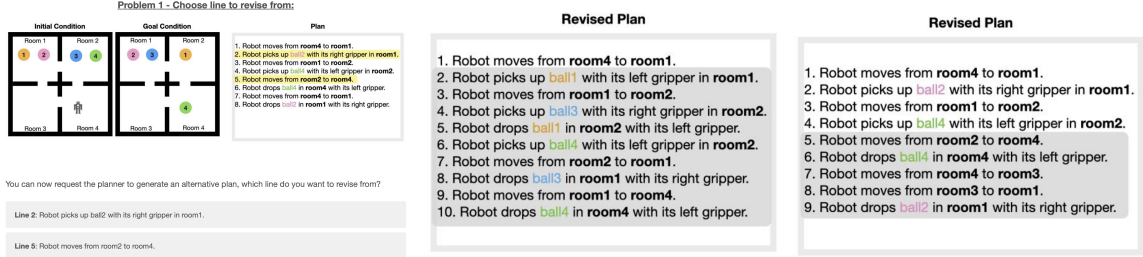


Fig. 11. Plan refinement by the LLM Planner. The left figure shows the planning problem (initial and goal state). The text boxes from left to right present two choices of plan refinement (where the refinement starts), a correctly refined plan refined from step 2, and an incorrect plan refined from step 5.

C USER STUDY DETAILS

C.1 Main Session Questionnaires

Before Intervention. Participants were presented with different planners and asked to rate their trust in the plans and decide whether to accept or reject them. The setup differed slightly between planner groups, as shown in Figures 12 and 13.

Problem 1

Initial Condition

Goal Condition

Plan

1. Robot moves from room4 to room3.
2. Robot picks up ball3 with its left gripper in room3.
3. Robot moves from room3 to room2.
4. Robot drops ball3 in room2 with its left gripper.
5. Robot moves from room2 to room1.
6. Robot picks up ball1 with its left gripper in room1.
7. Robot picks up ball1 with its right gripper in room1.
8. Robot moves from room1 to room4.
9. Robot drops ball1 in room4 with its left gripper.
10. Robot drops ball4 in room4 with its right gripper.

On a scale of 1 to 7, how much do you currently trust **Planner A** to generate a correct plan?

1 (Strongly distrust)

2

3

4

5

6

7 (Strongly trust)

Would you accept this plan for the robot to complete the mission?

Yes

No

Fig. 12. Planners A and B before intervention: Plan + Trust Rating + Accept/Reject.

Problem 1

Initial Condition

Goal Condition

Plan

1. Robot moves from room4 to room1.
2. Robot picks up ball1 with its right gripper in room1.
3. Robot moves from room1 to room3.
4. Robot drops ball1 in room3 with its right gripper.
5. Robot moves from room3 to room1.
6. Robot picks up ball3 with its right gripper in room1.
7. Robot moves from room1 to room3.
8. Robot drops ball3 in room3 with its right gripper.

On a scale of 1 to 7, how much do you currently trust **Planner C** to generate a correct plan?

1 (Strongly distrust)

2

3

4

5

6

7 (Strongly trust)

Would you accept this plan for the robot to complete the mission?

Yes

No

Fig. 13. Planners C and D before intervention: Plan + Trust Rating.

During Intervention. Each planner involved a specific type of intervention, as detailed in Appendix C.1 and figs. 15 and 18.

Problem 1 - Consequence of selected plan:

Initial Condition

Goal Condition

Plan

1. Robot moves from room4 to room3.
2. Robot picks up ball3 with its left gripper in room3.
3. Robot moves from room3 to room2.
4. Robot drops ball3 in room2 with its left gripper.
5. Robot moves from room2 to room1.
6. Robot picks up ball1 with its left gripper in room1.
7. Robot picks up ball1 with its right gripper in room1.
8. Robot moves from room1 to room4.
9. Robot drops ball1 in room4 with its left gripper.
10. Robot drops ball4 in room4 with its right gripper.

This plan is correct!

On a scale of 1 to 7, how much do you currently trust **Planner A** to generate a correct plan?

1 (Strongly distrust)

2

3

4

5

6

7 (Strongly trust)

Would you accept this plan for the robot to complete the mission?

Yes

No

Fig. 14. Planners A and B: Participants observed the consequences of the proposed plan.

Problem 1 - Explanation of plan:

Initial Condition

Goal Condition

Plan

1. Robot moves from room4 to room1.
2. Robot picks up ball1 with its right gripper in room1.
3. Robot moves from room1 to room3.
4. Robot drops ball1 in room3 with its right gripper.
5. Robot moves from room3 to room1.
6. Robot picks up ball3 with its right gripper in room1.
7. Robot moves from room1 to room3.
8. Robot drops ball3 in room3 with its right gripper.

Explanation: This plan is wrong because the robot misses the steps of moving ball4 from room4 to room1.

On a scale of 1 to 7, how much do you currently trust **Planner C** to generate a correct plan?

1 (Strongly distrust)

2

3

4

5

6

7 (Strongly trust)

Would you accept this plan for the robot to complete the mission?

Yes

No

Fig. 15. Planner C: Participants received an explanation of the




Fig. 16. Participants reviewed the problem (initial and goal state) and plan with two lines highlighted. The text boxes from left to right present two choices of plan refinement (where the refinement starts)

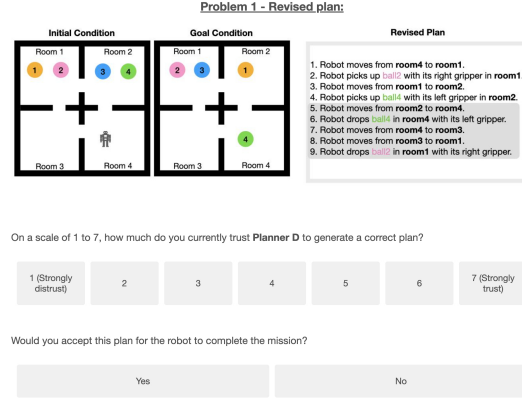


Fig. 17. Participants received the refined plan.

Fig. 18. Planner D.

C.2 Propensity to Trust Scale

At the end of each session, participants rated their agreement with statements about the planner they just interacted with. For example, at the end of a session with Planner A, they were asked: "Please indicate your level of agreement with the following statements about Planner A:".

Statement	Strongly Disagree (1)	Somewhat Disagree (2)	Neither Agree Nor Disagree (3)	Somewhat Agree (4)	Strongly Agree (5)
I usually trust Planner A until there is a reason not to.	<input type="radio"/>	<input type="radio"/>	<input type="radio"/>	<input type="radio"/>	<input type="radio"/>
For the most part, I distrust Planner A.	<input type="radio"/>	<input type="radio"/>	<input type="radio"/>	<input type="radio"/>	<input type="radio"/>
In general, I would rely on Planner A to assist me.	<input type="radio"/>	<input type="radio"/>	<input type="radio"/>	<input type="radio"/>	<input type="radio"/>
My tendency to trust Planner A is high.	<input type="radio"/>	<input type="radio"/>	<input type="radio"/>	<input type="radio"/>	<input type="radio"/>
It is easy for me to trust Planner A to do their job.	<input type="radio"/>	<input type="radio"/>	<input type="radio"/>	<input type="radio"/>	<input type="radio"/>
I am likely to trust Planner A even when I have little knowledge about it.	<input type="radio"/>	<input type="radio"/>	<input type="radio"/>	<input type="radio"/>	<input type="radio"/>

Table 1. Propensity to trust scale for Planner A session. The planner label is replaced with B, C, or D in other sessions.

The results for the complete propensity to trust scale is presented in Figure 19 for reference.

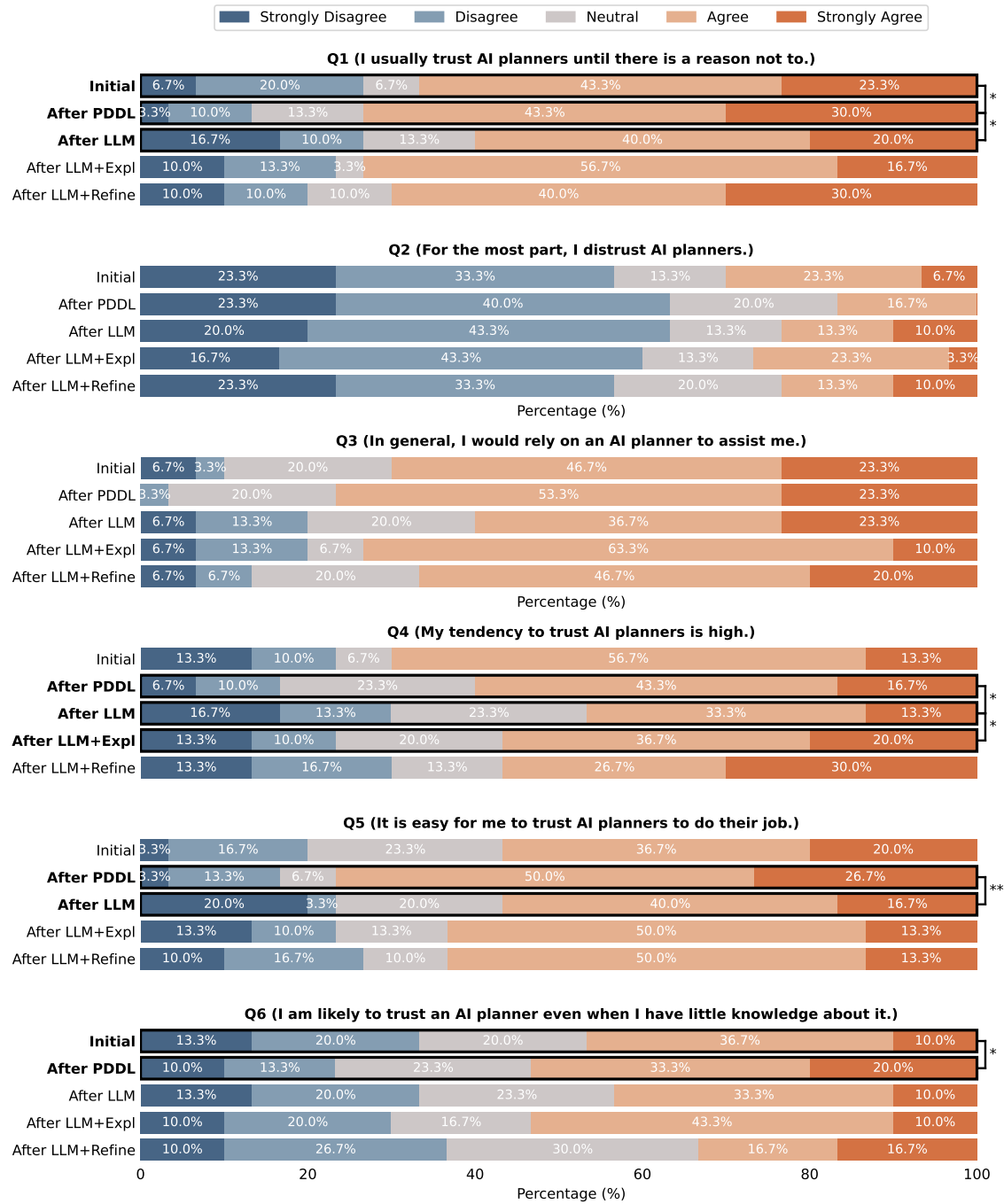


Fig. 19. Complete Propensity to trust scale result