

Computing a Connection Matrix and Persistence Efficiently from a Morse Decomposition

Tamal K. Dey^{*} Andrew Haas[†] Michał Lipiński[‡]

July 31, 2025

Abstract

Morse decompositions partition the flows in a vector field into equivalent structures. Given such a decomposition, one can define a further summary of its flow structure by what is called a connection matrix. These matrices, a generalization of Morse boundary operators from classical Morse theory, capture the connections made by the flows among the critical structures - such as attractors, repellers, and orbits - in a vector field. Recently, in the context of combinatorial dynamics, an efficient persistence-like algorithm to compute connection matrices has been proposed in [6]. We show that, actually, the classical persistence algorithm with exhaustive reduction retrieves connection matrices, both simplifying the algorithm of [6] and bringing the theory of persistence closer to combinatorial dynamical systems. We supplement this main result with an observation: the concept of persistence as defined for scalar fields naturally adapts to Morse decompositions whose Morse sets are filtered with a Lyapunov function. We conclude by presenting preliminary experimental results.

1 Introduction

A connection matrix is an algebraic summary of the connections between (isolated) invariant sets in a dynamical system. First proposed by R. Franzosa [10, 11] for heteroclinic connections in dynamical systems, connection matrices generalize the concept of boundary homomorphisms of Morse complexes in classical Morse theory [14], wherein the flows between critical points of a Morse function defined on a smooth manifold are studied. A *Morse complex* is a chain complex whose i th chain group is spanned by the critical points of index i and whose boundary homomorphism is constructed by counting the number of homotopically non-equivalent paths between critical points. A connection matrix represents this boundary homomorphism.

Figure 1 (left) illustrates a connection matrix under \mathbb{Z}_2 coefficients of a gradient flow on a sphere induced by a presumed Morse function. Four critical points - repellers A and B , saddle C , and attractor D - give rise to a 4×4 matrix wherein an entry indexed with $X, Y \in \{A, B, C, D\}$ (first by column, then by row) is non-zero if there are an odd number of homotopically unique trajectories from X to Y and X is of one higher Morse index than Y . In this example, single unique (up to homotopy) trajectories exist from repellers A and B to C , whereas two trajectories exist from C to D . Figure 1 (right) illustrates a similar connection matrix of a gradient flow on a disk with three critical points.

The Morse theory for gradient vector fields has been extended by Conley [4] by replacing Morse functions on smooth manifolds with flows on compact metric spaces. In this setting critical points are replaced by isolated invariant sets, called *Morse sets*, encapsulating the recurrent components of the flow. The distinguished Morse sets constitute a *Morse decomposition* (Definition 2.2). The *Conley index* (Definition 2.3) of a Morse set captures local dynamics in terms of the homology group of the set relative to its *exit set* which permits flow to escape.

The philosophy behind the connection matrix for a Morse decomposition is analogous to that of Morse complex. It captures the global connections among the Morse sets in algebraic terms; it represents the boundary homomorphism of the complex formed by a direct sum of the Conley indices of the

^{*}Department of Computer Science, Purdue University, West Lafayette, Indiana, USA. tamaldehy@purdue.edu

[†]Department of Computer Science, Purdue University, West Lafayette, Indiana, USA. haas60@purdue.edu

[‡]Institute of Science and Technology, Austria. michal.lipinski@ist.ac.at

Morse sets. Robbin and Salamon [18] simplified this theory, further separating algebra from dynamics through the concept of a *filtered* chain complex known as the *Conley complex* (Definition 3.1).

In general, a vector field does not admit a unique Morse decomposition. In particular, a proper assembling of Morse sets may lead to a new, coarser Morse decomposition. Moreover, there may even not exist the minimum (the most refined) Morse decomposition. Every such Morse decomposition can be described by a connection matrix that summarizes its essential flow structure.

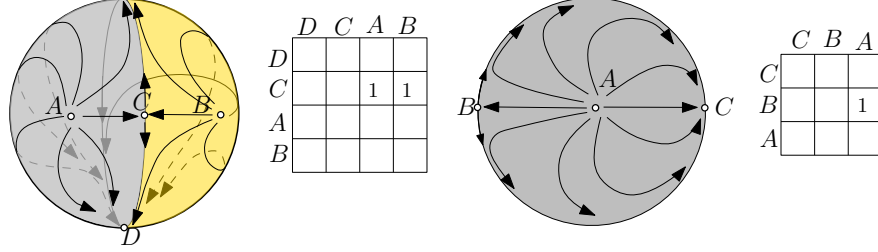


Figure 1: (left) Flow induced by a Morse function on a sphere with four critical points and its connection matrix, and (right) the same for a Morse function on a disk with three critical points.

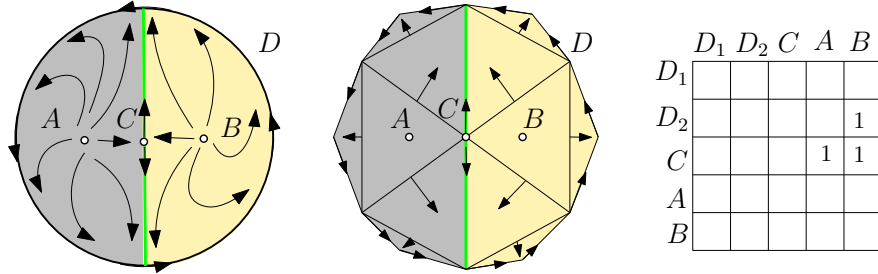


Figure 2: (left) A continuous vector field, (middle) its model with combinatorial Forman vector field, and (right) its connection matrix for the minimum Morse decomposition. The orbit D is split into a saddle (D_2) and an attractor (D_1) giving a 5×5 connection matrix. See an equivalent multivector field in Figure 3.

Figure 2 (left) illustrates a flow on a closed disk with repelling points A and B , saddle point C , and attracting orbit D . These constitute the four Morse sets in the minimum Morse decomposition. However, in the connection matrix, every Morse set is represented by generators of its Conley index. Conley indices of the stationary points admit single generators, but the periodic orbit has two, D_1 and D_2 , in dimension 0 and 1, respectively. By definition, entries in the connection matrix indexed by generators of the same Morse set are zero, as for D_1 and D_2 . An entry between two stationary points is determined identically as when constructing the Morse complex. When a more complex Morse set (for instance, a periodic orbit) is involved, the value may not be uniquely determined and depends on the representation of the Conley index generator. The connection matrix in Figure 2 (right) is one of the two possibilities. The other one has 1 in the entry given by the pair A, D_2 instead of the pair B, D_2 .

The Conley index theory and its associated connection matrix theory provide core insights into dynamical systems defined on suitable spaces. In practice, such systems are often available only through sampled data points, necessitating the adaptation of these theories to a discrete setting where flows are defined in terms of combinatorial vectors on discrete spaces built using available data points. Forman [9] pioneered discrete Morse theory, where vectors are defined combinatorially on CW-complexes. Figure 2 illustrates a continuous vector field (left) which is discretized and modeled by Forman vectors (middle).

Harker, Mischaikow, and Spendlove [12, 13] brought a computational framework to the theory of connection matrices. They recognized that the concept of persistence developed in topological data analysis (TDA) could be leveraged to compute connection matrices from Forman vector fields on cubical complexes. Their algorithm uses several passes to iteratively reduce an initial complex and a boundary homomorphism to a final Conley complex. In [6], the authors discovered a stronger connection to persistence theory while giving a more direct single-pass algorithm which operates

on a generalization of Forman vector fields: *multivector fields*, introduced by Mrozek [16] and later refined in [15]. The connection to persistence theory was enabled by a combinatorial definition of Conley complexes in terms of filtered chain complexes derived from the chain spaces of simplicial complexes [17].

Despite these advances, the algorithm CONNECTMAT detailed in [6] still admits two steps which distance it from the persistence algorithm: right-to-left column additions, and more frustratingly, row additions. These steps create a larger gap than necessary between connection matrix theory and persistence theory. They also cause the algorithm run far slower than the persistence algorithm in practice (see Appendix 6.1). In this work, we show that, given an input matrix representing the boundary morphism of a given Morse decomposition, CONNECTMAT can be run without any right-to-left column additions or row additions to output a connection matrix. Our results imply that connection matrix theory is far closer to persistence theory than previously thought and relevant computations are almost the same as persistence computations with restriction on column additions. The result draws upon observations that link linear algebra in matrix reductions [7, 8] to Conley complex theory [17].

We supplement the above result with some other observations. First, we show that the computed connection matrix essentially remains unchanged if the order of the Morse sets is shuffled while keeping the order of simplices within them intact. Second, we observe that, similar to [1], the concept of persistence for scalar fields [8] can be extended to a vector field, its Morse decompositions in particular. For this we consider a Lyapunov function that essentially imparts an order on its Morse sets. This definition creates an avenue to compare vector fields through persistence, exactly as done for scalar fields.

2 Background and overview

2.1 Combinatorial multivector fields and Morse decompositions

In this subsection, we introduce several necessary definitions from combinatorial (multi)vector field theory; see [15] for further detail. Throughout this paper, we restrict our attention to simplicial complexes of arbitrary but finite dimension. For a simplicial complex K , we use \leq to denote the face relation; that is, $\sigma \leq \tau$ if σ is a face of τ . We define the *closure* of σ as $\text{cl}(\sigma) := \{\tau \mid \tau \leq \sigma\}$ and extend this notion to a set of simplices $A \subseteq K$ as $\text{cl}(A) := \cup_{\sigma \in A} \text{cl}(\sigma)$. The set A is *closed* if $A = \text{cl}(A)$.

Definition 2.1 (Multivector and multivector field). *Given a finite simplicial complex K , a multivector $V \subset K$ is a convex subset, i.e., if $\sigma, \tau \in V$ with $\sigma \leq \tau$ then every simplex μ with $\sigma \leq \mu \leq \tau$ is in V . A multivector field \mathcal{V} on K is a partition of K into multivectors.*

Following [15], we introduce a notion of dynamics on a combinatorial multivector field. These dynamics take the form of a multivalued map $F_{\mathcal{V}} : K \multimap K$, with $F_{\mathcal{V}}(\sigma) = [\sigma]_{\mathcal{V}} \cup \text{cl}(\sigma)$ where $[\sigma]_{\mathcal{V}} \subset K$ is the unique element of the partition \mathcal{V} containing σ . A finite sequence of simplices $\sigma_1, \sigma_2, \dots, \sigma_n$ is a *path* if for $i = 2, \dots, n$, we have $\sigma_i \in F_{\mathcal{V}}(\sigma_{i-1})$.

Definition 2.2 (Morse set and decomposition). *Given a multivector field \mathcal{V} on a finite simplicial complex K , a subset $M \subseteq K$ is called a Morse set if for every path $\sigma_1, \sigma_2, \dots, \sigma_n$ in K with $\sigma_1, \sigma_n \in M$, each σ_i , $i \in \{1, \dots, n\}$, is necessarily in M . We call M minimal if there are no two Morse sets $M_1 \neq \emptyset$ and $M_2 \neq \emptyset$ so that $M = M_1 \sqcup M_2$. A collection of Morse sets $\mathcal{M}_{\mathcal{V}} = \{M_p \mid p \in P\}$ indexed by a poset (P, \leq_P) is called a Morse decomposition of \mathcal{V} if $K = \sqcup_{p \in P} M_p$ and for every path $\sigma_1, \dots, \sigma_n$ with $\sigma_1 \in M_p$ and $\sigma_n \in M_q$, we have $q \leq_P p$. A Morse decomposition is minimum if every Morse set in the decomposition is minimal.*

Although in this paper we consider any Morse decomposition and not necessarily the minimum Morse decomposition, it may be interesting to know the following fact (an easy consequence of [15, Theorem 7.3]) which necessarily holds for minimal Morse sets.

Proposition 2.1. *For any pair of simplices σ and τ in a minimal Morse set, there exists a path $\sigma = \sigma_1, \dots, \sigma_n = \tau$.*

Our notion of Morse decomposition, taken from [6], differs slightly from earlier definitions in [5, 15]; notably it admits *trivial* Morse sets: sets $M \in \mathcal{M}_{\mathcal{V}}$ containing no invariant parts.

Definition 2.3 (Conley index). *The Conley index of a Morse set M is defined as the relative homology group $H(\text{cl}(M), \text{cl}(M) \setminus M)$.*

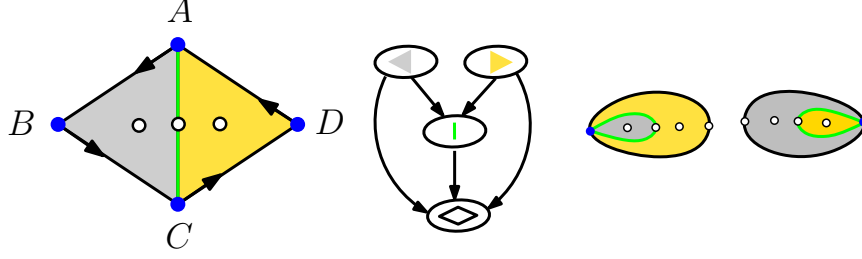


Figure 3: (left) Vector field $\mathcal{V} = \{\{A, AB\}, \{B, BC\}, \{C, CD\}, \{D, DA\}, \{CA\}, \{ABC\}, \{CDA\}\}$; (middle) the minimum Morse decomposition consisting of 4 Morse sets, triangles CDA , ABC , edge CA , and the orbit $\{\{A, AB\}, \{B, BC\}, \{C, CD\}, \{D, DA\}\}$; and (right) two cell complexes depicting Conley complexes - the left corresponds to a connection matrix shown in Figure 4.

2.2 Overview of the algorithm

Let \mathcal{V} be a multivector field defined on simplicial complex K . Let $C_*(K)$ be the collection of chain spaces of K over \mathbb{Z}_2 ; these are \mathbb{Z}_2 vector spaces generated by elementary chains of simplices in K . A Morse decomposition $\mathcal{M}_{\mathcal{V}}$ of \mathcal{V} induces a grading $C_*(K) = \oplus_p C_*(M_p)$ and thus a filtered boundary matrix $[\partial_K]$ where $\partial_K : \oplus_p C_*(M_p) \rightarrow \oplus_q C_*(M_q)$ is a graded boundary morphism. This means that in $[\partial_K]$ if $M_p, M_q \in \mathcal{M}_{\mathcal{V}}$ with $p \leq q$, then columns and rows (ordered left-to-right and top-to-bottom respectively) representing simplices in M_p come before those representing simplices in M_q . It is known that $[\partial_K]$ can be obtained from the minimum Morse decomposition which itself can be determined by computing strongly connected components in an appropriate graph representing \mathcal{V} [6].

The algorithm **CONNECTMAT**, presented in [6], computes a connection matrix through reduction of the matrix $[\partial_K]$. This algorithm bears both similarities to and key differences from the well known exhaustive persistence algorithm (see e.g. [8]), which we outline below.

Input. The (exhaustive) persistence algorithm takes as input a filtered boundary matrix of a simplicial complex. The algorithm **CONNECTMAT** presented in [6] also takes as input a filtered boundary matrix, however it is filtered as described above: by a poset which indexes a Morse decomposition of a multivector field on the underlying simplicial complex.

Execution. The persistence algorithm reduces the input matrix from left to right by way of left-to-right column additions. Every time the *pivot* (row with the lowest non-zero entry) of a column (target) *conflicts* with (is equal to) the pivot of a column (source) to its left, the source column is added to the target column. These additions continue until either the target column is entirely zero, or it does not conflict with the pivot of any column to its left. Each column is considered as a target as the matrix is processed from left to right in a single pass. In exhaustive persistence, conflicts are sought and additions performed for each non-zero entry of a target column, including the pivot. The algorithm **CONNECTMAT** performs essentially the same process as exhaustive persistence, with the following key differences: **(i)** a source column originally representing a simplex σ triggers a conflict only if it is *homogeneous*, that is, if the simplex of its pivot row belongs to the same Morse set as σ - unlike the persistence algorithm, this disallows certain column additions even when there are pivot conflicts; **(ii)** source columns are always to the left of target columns across Morse sets, but there is no such restriction within a Morse set; and **(iii)** the algorithm performs row additions for each column addition - if a column representing simplex σ is added to a column representing simplex τ , the row for τ is added to the row for σ .

Output. After processing all columns, the (exhaustive) persistence algorithm outputs a set of *persistent simplex pairs* (σ, τ) where the pivot row of the column for τ represents σ . If the column representing a simplex τ is zero, and thus has no pivot, τ is declared *unpaired*. **CONNECTMAT** outputs a submatrix of the reduced input matrix consisting of columns (and corresponding rows) which are neither homogeneous or *targetable*. A column is targetable if its corresponding row contains the pivot of a homogeneous column.

Our algorithm **CONMAT** (Section 4) bridges many of the gaps between exhaustive persistence and **CONNECTMAT**. The row additions of **(iii)** in **CONNECTMAT** are actually induced by the right-to-left

column additions in (ii). We show that these right-to-left additions are unnecessary, eliminating both right-to-left columns additions and all row additions. The resulting algorithm CONMAT differs in execution from exhaustive persistence only in (i) - the necessary homogeneity of source columns.

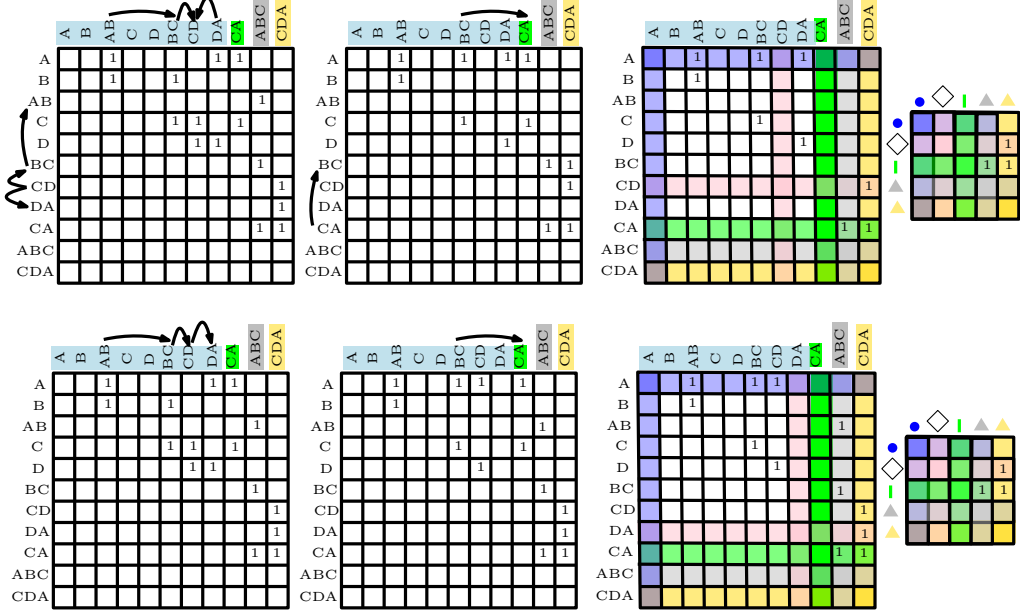


Figure 4: Operations performed (top) by CONNECTMAT [6] and (bottom) by CONMAT on a boundary matrix of the multivector field in Figure 3. Connection matrices are shown on the right.

Example

Figure 4 illustrates the execution of - and differences between - CONNECTMAT [6] and CONMAT as both algorithms operate on a common example: the simplicial complex and associated multivector field shown in Figure 3. The top row of Figure 4 begins on the left with a filtered boundary matrix, uses arrows to express reductions performed by CONNECTMAT, and concludes on the right with a reduced boundary matrix and connection submatrix. In the lower row, CONMAT is executed rather than CONNECTMAT.

CONNECTMAT Execution. We do not describe row additions, making throughout the assumption that if a column i is added to a column j , the row j is added to the row i . First, column AB is added to column BC due to conflict in row B . Next, modified column BC is added to column CD due to conflict in row C . Now, column DA is added to column CD due to conflict in row D ; this addition occurs from the right, breaking the familiar pattern of exhaustive persistence. All of these additions occur within the same Morse set. Following this, column BC is added to column CA due to conflict in row C ; though this addition occurs across Morse sets, it is allowed as BC is a homogeneous column. Column ABC triggers no conflicts, and although column CDA does conflict with column ABC , no addition occurs as column ABC is non-homogeneous.

CONMAT Execution. First, and entirely within the same Morse set, column AB is added to column BC , column BC to column CD , and column CD to column DA . These additions are triggered by conflicts in rows B , C , and D respectively. Following this, homogeneous column BC is added to column CA .

Both algorithms yield the same connection matrix, a submatrix of the reduced boundary matrix in which homogeneous columns AB , BC , and DA (or CD in CONNECTMAT), and targetable columns B , C , and D are eliminated. This 5×5 matrix expresses the boundary relation on the first Conley complex shown in Figure 3 (right), or equivalently, the following dynamics: the two ones in column CDA signify flows from repeller CDA to saddle edges CA (extant in the initial complex), and CD (formed by breaking the attracting periodic orbit); and the single one in column ABC signifies flow from repeller ABC toward edge CA .

We point out that for a given simplicial complex and Morse decomposition, there may be different boundary matrices. This occurs both because simplices within a Morse set may be ordered

differently, and because there is choice in extending the partial order on Morse sets to a total order. Different boundary matrices may lead to different connection matrices, though their associated Conley complexes depict the same dynamics up to homotopy.

3 Algebraic formulation

Although connection matrices were constructed by R. Franzosa in [10, 11] as a tool facilitating the detection of heteroclinic connections between invariant sets of dynamical systems, they may be decoupled from dynamics, defined purely algebraically and studied as a part of homological algebra. In this formal setting, a simplicial complex K is presented alongside a multivector field \mathcal{V} which partitions K into convex sets, and a Morse decomposition. This decomposition is viewed as a *chain complex* with a *boundary map* that is *filtered* w.r.t. a poset $\mathbb{P} = (P, \leq_P)$ over which the Morse decomposition is supported. This input chain complex is iteratively converted to other chain complexes, the last being the source of a Conley complex.

We briefly explain this conversion process of chain complexes in terms of algebra, leading to an algebraic view of Conley complexes. For further details, see [17].

Graded vector spaces and linear maps Let P be a finite set. By a P -gradation of a finite dimensional \mathbb{Z}_2 -vector space V we mean the collection $\{V_p \mid p \in P\}$ of subspaces of V such that $V = \bigoplus_{p \in P} V_p$. We call such a vector space with a given P -gradation a P -graded vector space. Given a P -graded vector space $V = \bigoplus_{p \in P} V_p$ we denote by $\iota_q^V : V_q \rightarrow V$ and $\pi_p^V : V \rightarrow V_p$ respectively the inclusion and projection homomorphisms. Given another P -graded vector space $V' = \bigoplus_{p \in P} V'_p$ we identify a linear map $h : V \rightarrow V'$ with the matrix $[h_{pq}]_{p,q \in P}$ of partial linear maps $h_{pq} : V_q \rightarrow V'_p$ where $h_{pq} := \pi_p^{V'} \circ h \circ \iota_q^V$.

Chain complexes and homotopy We recall that a *chain complex* with \mathbb{Z}_2 coefficients is a pair (C, d) where $C = \bigoplus_{q \in \mathbb{Z}} C_q$ is a \mathbb{Z}_2 vector space with gradation $C = (C_q)_{q \in \mathbb{Z}}$ and $d : C \rightarrow C$ is a linear map satisfying $d(C_q) \subset C_{q-1}$ and $d^2 = 0$. In our context, C_q will be the chain space consisting of q -chains $\sum_{\tau \in K^q} \alpha_\tau \tau$, $\alpha_\tau \in \mathbb{Z}_2$, where K^q denotes the set of q -simplices in a simplicial complex K that supports the vector field in consideration.

Given another such chain complex (C', d') , a *chain map* $\varphi : (C, d) \rightarrow (C', d')$ is a linear map such that $\varphi(C_q) \subset C'_q$ and $d'\varphi = \varphi d$. A chain map is a *chain isomorphism* if it is an isomorphism as a linear map. Two chain maps $\varphi, \psi : (C, d) \rightarrow (C', d')$ are *chain homotopic* if there exists a linear map $S : C \rightarrow C'$ satisfying $S(C_q) \subset C'_{q+1}$ and $\psi - \varphi = d'S + Sd$. Such an S is called a *chain homotopy*. Two chain complexes $(C, d), (C', d')$ are *chain homotopic* if there exist chain maps $\varphi : (C, d) \rightarrow (C', d')$ and $\psi : (C', d') \rightarrow (C, d)$ such that $\psi\varphi$ is chain homotopic to id_C and $\varphi\psi$ is chain homotopic to $\text{id}_{C'}$. In what follows, we consider only finite dimensional chain complexes, allowing us to work with finite bases.

Filtered complexes and maps Consider now a fixed finite poset (P, \leq_P) and a linear map $h : V \rightarrow V'$ where V and V' are P -graded vector spaces. We say that h is P -filtered or briefly *filtered* when P is clear from the context if

$$h_{pq} \neq 0 \Rightarrow p \leq_P q.$$

By a P -filtered chain complex we mean a chain complex (C, d) with field coefficients and a given gradation $C = \bigoplus_{p \in P} C_p$ such that the boundary homomorphism d is P -filtered. Given another P -filtered chain complex (C', d') we define a P -filtered chain map $\varphi : (C, d) \rightarrow (C', d')$ as a chain map which is also P -filtered as a homomorphism. One can easily check that a composition of filtered chain maps is a filtered chain map. We say that φ is a *filtered chain isomorphism* if it is a filtered chain map which is also an isomorphism. Note that trivially the identity homomorphism on (C, d) , denoted id_C , is a filtered chain isomorphism. Two filtered chain complexes (C, d) and (C', d') are *filtered chain isomorphic* if there exist filtered chain maps $\varphi : (C, d) \rightarrow (C', d')$ and $\varphi' : (C', d') \rightarrow (C, d)$ such that $\varphi' \circ \varphi = \text{id}_C$ and $\varphi \circ \varphi' = \text{id}_{C'}$.

Conley complexes and connection matrices Two filtered chain maps $\varphi, \varphi' : (C, d) \rightarrow (C', d')$ are said to be *filtered chain homotopic* if there exists a chain homotopy joining φ with φ' which is also filtered as a homomorphism. Two filtered chain complexes (C, d) and (C', d') are *filtered chain*

homotopic if there exist filtered chain maps $\varphi : (C, d) \rightarrow (C', d')$ and $\varphi' : (C', d') \rightarrow (C, d)$ such that $\varphi' \circ \varphi$ is filtered chain homotopic to id_C and $\varphi \circ \varphi'$ is filtered chain homotopic to $\text{id}_{C'}$.

A *Conley complex* of a filtered chain complex (C, d) is defined as any filtered chain complex (\bar{C}, \bar{d}) which is filtered chain homotopic to (C, d) and satisfies $\bar{d}_{pp} = 0$ for all $p \in P$; see [12, 17]. The following theorem may be easily obtained as a consequence of results in [18, Theorem 8.1, Corollary 8.2] and [12, Proposition 4.27].

Theorem 3.1. *For every finitely generated chain complex (C, d) there exists a Conley complex and any two Conley complexes of (C, d) are filtered chain isomorphic.* \square

Theorem 3.1 lets us define a *connection matrix* of (C, d) as the matrix of homomorphisms $[\bar{d}_{pq}]_{p, q \in P}$ for any Conley complex (\bar{C}, \bar{d}) of (C, d) . A Morse decomposition $\mathcal{M}_V = \{M_p \mid p \in P\}$ of a vector field V defines a P -filtered chain complex $(C, d) := (C_{\mathcal{M}_V}, d_{\mathcal{M}_V})$ where each vector space C_p , $p \in P$, is formed by chains of simplices in M_p and where d is given by the boundary morphism among these chain spaces. This allows us to define:

Definition 3.1 (Conley complex for Morse decomposition). *For a Morse decomposition \mathcal{M}_V , any $(\bar{C}_{\mathcal{M}_V}, \bar{d}_{\mathcal{M}_V})$ is called its Conley complex and $[\bar{d}_{\mathcal{M}_V}]$ its connection matrix.*

Matrices for boundary homomorphisms Given a P -filtered chain complex (C, d) , we represent d with a matrix in some chosen basis. When $(C, d) = (C_{\mathcal{M}_V}, d_{\mathcal{M}_V})$, a particular basis of interest for C is given by the elementary chains $\{\langle \sigma \rangle\}_{\sigma \in K}$, $\langle \sigma \rangle = \sum_{\tau \in K} \alpha_{\tau} \tau$ where α_{τ} is 1 if $\tau = \sigma$ and is 0 otherwise.

For a P -graded vector space V , we say that basis $B = (b_1, b_2, \dots, b_n)$ is P -graded if $B \subset \bigcup_{p \in P} V_p$. For each basis vector $b_i \in B$ there is exactly one $p \in P$ such that $b_i \in V_p$, and we denote this p by $\text{gr}_P(b_i)$. Clearly, every P -graded vector space, and hence the chain complex C , admits a P -graded basis. Indeed, the elementary chains $\{\langle \sigma \rangle\}_{\sigma \in K}$ constitute a P -graded basis for $C_{\mathcal{M}_V}$ with $\text{gr}_P(\langle \sigma \rangle) = p$ if $\sigma \in M_p$.

Given a fixed P -graded basis $B = (b_1, \dots, b_n)$ of V , we say that B is P -filtered if there is a linear extension \leq_{lin} of \leq_P such that

$$i \leq j \Rightarrow \text{gr}_P(b_i) \leq_{\text{lin}} \text{gr}_P(b_j).$$

An $n \times n$ matrix A is presented w.r.t. a basis $B = (b_1, \dots, b_n)$ if its i th column and row represent the basis element b_i . We say A is P -filtered w.r.t. B or briefly *filtered* (when P and B are clear from the context) if B is P -filtered.

Given a P -filtered chain complex (C, d) , a P -filtered boundary matrix $A = [d]$ is obtained by considering a P -filtered chain basis of C where the map $h_A : C \rightarrow C$ corresponding to the matrix A is d . Such a matrix always exists and is upper triangular [17].

Indeed, for a P -filtered chain complex $(C_{\mathcal{M}_V}, d_{\mathcal{M}_V})$ obtained from a Morse decomposition $\mathcal{M}_V = \{M_p \mid p \in P\}$, the P -filtered matrix A w.r.t. a P -filtered elementary chain basis $(\langle \sigma_1 \rangle, \dots, \langle \sigma_n \rangle)$ gives $h_A = d$ if $A[i, j] = \alpha_{i, j}$ where $\partial \sigma_j = \sum_i \alpha_{i, j} \sigma_i$ for all $i, j \in \{1, \dots, n\}$.

4 Algorithm

We present our algorithm CONMAT. For comparison, we also present the older algorithm CONNECTMAT of [6]. Given a filtered chain complex $(C, d) := (C_{\mathcal{M}_V}, d_{\mathcal{M}_V})$, these algorithms compute a connection matrix for \mathcal{M}_V from its filtered boundary matrix A , which is given with respect to a P -filtered basis comprised of elementary chains $(\langle \sigma_1 \rangle, \dots, \langle \sigma_n \rangle)$. Definition 4.1 formalizes several necessary concepts.

Definition 4.1. *Let j be any column in A . The notation $\text{low}_A(j)$ denotes the largest row index i in A so that $A[i, j]$ is non-zero. We also refer to $\text{low}_A(j)$ as the pivot row of j . We say column j and row j are homogeneous if σ_j and $\sigma_{\text{low}_A(j)}$ are in the same Morse set. If column j is homogeneous, then the column and row with index $\text{low}_A(j)$ are called targetable. The set of indices of homogeneous and targetable columns (and hence rows) in matrix A are denoted J_h and J_t respectively. Let \mathbb{I}_n denote the set $\{1, \dots, n\}$.*

Algorithm 1: CONNECTMAT

Data: An $n \times n$ matrix A of a filtered boundary homomorphism d

Result: A connection matrix

```
1 for  $j := 1$  to  $n$  do
2   for  $i := \text{low}_A(j)$  down to  $1$  do
3     if  $A[i, j] = 1$  then
4        $S := \{s \in \mathbb{I}_n \mid s \neq j \ \& \ \text{low}_A(s) = i \ \& \ A[\cdot, s] \text{ is homogeneous}\};$ 
5       if  $S \neq \emptyset$  then
6          $s := \min S;$ 
7         add column  $A[\cdot, s]$  to column  $A[\cdot, j];$ 
8         add row  $A[j, \cdot]$  to row  $A[s, \cdot];$ 
9  $J := \mathbb{I}_n \setminus J_h(A) \setminus J_t(A);$ 
10 return  $A$  restricted to columns and rows with indices in  $J$ 
```

Algorithm 2: CONMAT

Data: An $n \times n$ matrix A of a filtered boundary homomorphism d

Result: A connection matrix

```
1 for  $j := 1$  to  $n$  do
2   for  $i := \text{low}_A(j)$  down to  $1$  do
3     if  $A[i, j] = 1$  then
4       if  $\exists s < j \ \& \ \text{low}_A(s) = i \ \& \ A[\cdot, s] \text{ is homogeneous}$  then
5         add column  $A[\cdot, s]$  to column  $A[\cdot, j]$ 
6  $J := \mathbb{I}_n \setminus J_h(A) \setminus J_t(A);$ 
7 return  $A$  restricted to columns and rows with indices in  $J$ 
```

Both algorithms consist of a reduction phase followed by a simple extraction phase. The reduction phase in CONNECTMAT consists left-to-right and right-to-left additions of source columns to target columns, as well as row additions. The reduction phase of CONMAT consists only of left-to-right additions of source to target columns.

4.1 Reductions

In both algorithms, let A_{out} denote the matrix A after all reductions are performed, that is, A_{out} is the transformed matrix A when the algorithms exit the outermost **for** loop.

We say that a filtered matrix A is *reduced* if it satisfies the following three conditions:

- (R1) the map $\alpha : J_h(A) \ni j \mapsto \text{low}_A(j) \in J_t(A)$ is a well defined bijection,
- (R2) $J_h(A) \cap J_t(A) = \emptyset$, and
- (R3) if $A[i, j] = 1$ for some $i \leq \text{low}_A(j)$, then there is no $s \in J_h(A)$ with $s < j$ and $\text{low}_A(s) = i$.

In [6], it is proved that the matrix A_{out} after all reduction steps in CONNECTMAT is reduced, and that the submatrix of A_{out} obtained by eliminating all homogeneous and targetable columns and rows is a connection matrix for the input chain complex (C, d) . It is easy to verify that CONMAT satisfies R1 and R3 due to additions from homogeneous columns within the innermost **for** loop. The difficult part is to show that it satisfies R2 also.

Before we prove this fact, we establish certain notations. In what follows, we consider a *complete* reduction of a matrix which, for example, can be achieved by left-to-right column additions while applying no restriction to homogeneity.

Definition 4.2. Let A^* be obtained from a matrix A after a set of left-to-right column additions henceforth called a complete column reduction where every column j in A^* is either zeroed out or $\text{low}_A(j) \neq \text{low}_A(j')$ for $j \neq j'$. We say A^* is a complete reduction of A .

Definition 4.3. We say two columns s_1 and s_2 are in the same Morse set if $\sigma_{s_1}, \sigma_{s_2}$ belong to the same Morse set and write $s_1 \simeq s_2$.

Observation 4.1. Throughout both CONMAT and a complete column reduction, a non-homogeneous column cannot become homogeneous.

Proposition 4.1. *Consider matrix A (at any stage of CONMAT or a complete column reduction) and a homogeneous column j . Let s be another column such that $s < j$ and $A[\text{low}_A(s), j] = 1$. If an addition of a column s to j changes the pivot of j then s is a homogeneous column such that $s \simeq j$ and $\text{low}_A(s) = \text{low}_A(j)$.*

Proof: The addition can change the pivot of j only if $t := \text{low}_A(s) = \text{low}_A(j)$. Since j is homogeneous we have $t \simeq j$. Therefore, $t < s < j$, which implies that $s \simeq j$. \square

Proposition 4.2. *Consider the matrix A_{out} computed by CONMAT and its complete reduction A_{out}^* . A column j is homogeneous in A_{out} if and only if j is homogeneous in A_{out}^* .*

Proof: Suppose on the contrary a homogeneous column j in A_{out} becomes non-homogeneous during the complete column reduction of A_{out} . Assume additionally, that j is the first such column that loses homogeneity. Proposition 4.1 implies that just before the first change of the pivot of j , a homogeneous column s such that $s \simeq j$ has been added to j . Let A' denote the matrix immediately before this addition. If $\text{low}_{A_{\text{out}}}(s) = \text{low}_{A'}(s)$ then, also by Proposition 4.1, we have $\text{low}_{A_{\text{out}}}(s) = \text{low}_{A'}(s) = \text{low}_{A'}(j) = \text{low}_{A_{\text{out}}}(j)$, which contradicts property R3 of A_{out} . Otherwise, we can find an earlier stage of the complete column reduction with corresponding matrix A'' when a homogeneous column s' is to be added to s changing its pivot. Again, if $\text{low}_{A_{\text{out}}}(s') = \text{low}_{A''}(s')$, we get a contradiction by the same argument. Since we have a finite number of column additions, the recursive argument has to stop giving us a contradiction.

The reverse implication follows directly by Observation 4.1 as a non-homogeneous column cannot become homogeneous. \square

Now, we prove that CONMAT satisfies R2. We use the following notations. As CONMAT keeps adding columns from the left, the input matrix A keeps changing. Denoting the input matrix A as A_0 , let A_j be the matrix after processing the column j . Every column s in A_j represents a p -chain $D_s^{A_j}$ if σ_s is a p -simplex. Initially, $D_s^{A_0} = \langle \sigma_s \rangle$ in A_0 . After the column s is processed, its chain changes. In particular, $D_s^{A_j} = D_s^{A_0}$ if $s > j$ and $D_s^{A_j} = (\sum_i D_{j_i}^{A_j}) + \langle \sigma_s \rangle$ where columns $j_1 < j_2 < \dots < j_t$ had been added to column $s \leq j$. We say a chain has *support* on a simplex σ if the chain has non-zero coefficient on σ . The *content* of a column s in A_j represents the boundary $(p-1)$ -chain $\partial D_s^{A_j}$. Specifically, $A_j[i, s] = 1$ if and only if $\partial D_s^{A_j}$ has support on σ_i . In analogy to our notation $\text{low}_A(s)$ for a column s in a matrix A , we denote $\text{low}(D)$ to be the largest index i so that chain D has support on σ_i .

Proposition 4.3. *Matrix A_{out} computed by CONMAT satisfies R1, R2, and R3.*

Proof: As we have already mentioned that R1 and R3 easily follow from the algorithm, only R2 requires non-trivial argument.

We prove by induction that, as the algorithm processes columns from left to right, it never makes an already processed homogeneous column targetable. Assume inductively that before processing a column j , there was no targetable column $s < j$ that is homogeneous. We show that after processing column j , the assertion remains true. To prove this by contradiction, assume that after processing column j , a homogeneous column $s < j$ has become targetable. Since in matrix A_j no column $k > j$ has been modified yet, without loss of the generality, we can assume that j is the last column of the matrix, that is $A_j = A_{\text{out}}$.

1. Since s is a targetable column for j , $\partial D_j^{A_j}$ is a cycle in K with $\text{low}(\partial D_j^{A_j}) = s$.
2. Consider A_j^* – a *complete reduction* of A_j . Point(1.) implies that σ_s is the last simplex completing a cycle. This means $D_s^* := D_s^{A_j^*}$ is a cycle in K . In particular, $\partial D_s^* = 0$, which means that column s in A_j^* consists only of zeros.
3. Point(2.) implies that s , as an empty column, is no longer a homogeneous column in A_j^* , but s is homogeneous in A_j , which contradicts Proposition 4.2. \square

Theorem 4.1. *Given an $n \times n$ matrix of a filtered chain complex (C, d) in a fixed d -admissible basis on input, CONMAT outputs a connection matrix of (C, d) in $O(n^3)$ time.*

Proof: Let A' be the input matrix A at any stage of CONMAT. Suppose that after addition of a column s to j we also made the corresponding row addition of j to s . Observe that the row addition (i) affects only entries of the row s , corresponding to a homogeneous column, (ii) does not change

the pivot of any column k , because if $A'[j, k] = 1$ then $s \neq \text{low}_{A'}(k)$ because $s < j$, (iii) does not affect further additions, because by Proposition 4.3, column s is not a pivot for any other column.

Thus, we could perform all corresponding row additions, and, by (iii) the sequence of column operations remains the same as without them. In particular, let V and U denote the matrices encoding column and row additions, respectively. Then, we have $A_{\text{out}} = AV$ and $A'_{\text{out}} := UAV$. Since A_{out} is reduced by Proposition 4.3 (satisfies R1, R2, and R3), it is easy to conclude from (i), (ii), and (iii) that A'_{out} is reduced as well. Moreover, the columns and rows of A'_{out} are expressed with compatible basis, which allow us to apply [6, Proposition 4.9] inductively to extract columns and rows corresponding to $J := \mathbb{I}_n \setminus J_h(A) \setminus J_t(A)$ to obtain a connection matrix of (C, d) .

Notice that due to (ii) we have $J_h(A_{\text{out}}) = J_h(A'_{\text{out}})$ and $J_t(A_{\text{out}}) = J_t(A'_{\text{out}})$. Moreover, by (i) and (iii), matrices A'_{out} and A_{out} restricted to rows and columns corresponding to J are equal. Therefore, CONMAT computes the connection matrix without the row additions.

The inner **for** loop of CONMAT runs in $O(n^2)$ time (similar to the persistence algorithm) for the column additions. Thus, in total the algorithm has $O(n^3)$ time complexity. \square

4.2 Invariance to Morse order

In this section, we make an observation that may be useful on its own right. We observe that the order of Morse sets (as long as it preserves the poset and keeps the order within each Morse set) does not affect the output connection matrix; see Theorem 4.2 for a precise statement. The fact that the order within Morse sets matters is shown with the example in Figure 3. Indeed, in [6], it is shown that two different orders of the simplices in the Morse set for the orbit gives two connection matrices violating Theorem 4.2.

Definition 4.4. Let A and A' be two possible input P -filtered matrices for CONMAT. We say A and A' are Morse fixed if the elementary chain bases $(\langle \sigma_1^p \rangle, \dots, \langle \sigma_k^p \rangle)$ of A and A' restricted to every Morse set M_p , $p \in P$, have the same linear order. We write $i =_\sigma i'$ if $\langle \sigma_i \rangle$ and $\langle \sigma_{i'} \rangle$ represent the same basis elements in the bases for A and A' respectively. We also write $[i]_P$ to denote the point $p \in P$ so that $\sigma_i \in M_p$.

Notice that A and A' that are Morse fixed may differ in the ordering of the columns and rows across Morse sets because they may correspond to two different linear extensions of the poset P . Proposition 4.5 essentially says that the output of CONMAT does not change on algebraical level with different linear extensions of P as long as they do not alter the ordering of simplices within each Morse set. We prove Proposition 4.4 that helps us to prove Proposition 4.5.

Proposition 4.4. For every stage of CONMAT, $A_i[l, j] \neq 0$ implies $[l]_P \leq_P [j]_P$. Moreover, if CONMAT adds column k to column j during its execution, then $[k]_P \leq_P [j]_P$.

Proof: We prove the proposition by induction. The claim is true for $i = 0$ because A_0 represents the boundary homomorphism that is P -filtered. In particular, if $A_0[l, j] \neq 0$ then there is a trivial path from σ_j to σ_l ($\sigma_l \in F_V(\sigma_j)$); therefore $[l]_P \leq [j]_P$. Assume that A_{i-1} satisfies the assumption. Note that by passing to A_i only i th column is modified. Let k be a column that is added to column i . Let l be a row with a non-zero entry in the column i after the addition of column k . Then, either the entry becomes non-zero as the result of the addition ($A_{i-1}[l, i] = 0$ and $A_i[l, i] \neq 0$), or it was non-zero already before the addition ($A_{i-1}[l, i] = A_i[l, i] \neq 0$). The later case follows from the inductive assumption. To see the former case, note that if m is the pivot of k , then necessarily, $A_{i-1}[m, k] = A_{i-1}[m, i] \neq 0$. Therefore, by the inductive assumption $[m]_P \leq [i]_P$. Since k is a homogeneous column, we have $[k]_P = [m]_P$. If the addition of k made the entry $A_i[l, i]$ non-zero, we have $A_{i-1}[l, k] \neq 0$, implying $[l]_P \leq_P [k]_P$. In consequence, $[l]_P \leq_P [k]_P = [m]_P \leq_P [i]_P$. \square

Proposition 4.5. Let A_{out} and A'_{out} be the matrices produced by CONMAT after reducing Morse fixed input matrices A and A' respectively. Then, $A_{\text{out}}[i, j] = A'_{\text{out}}[i', j']$ where $i =_\sigma i'$ and $j =_\sigma j'$. Furthermore, if ℓ is the pivot row of a homogeneous column j in A_{out} , then $\ell' =_\sigma \ell$ is the pivot row of the homogeneous column j' in A'_{out} .

Proof: We prove the claim by inducting on j where A_j represents the processed matrices A up to column j .

The first column ($j = 0$) corresponds to a vertex, thus has no non-zero entry in both matrices A_{out} and A'_{out} . This confirms the base case. For induction, assume that the hypothesis is true for A_{j-1} . Consider processing the column j in A . Let $j' =_\sigma j$ be the column in A' corresponding to column j

in A . If the algorithm CONMAT adds a column k to column j , we have (i) $k < j$, (ii) $[k]_P \leq [j]_P$ by Proposition 4.4, and (iii) column k is homogeneous. Let $k =_{\sigma} k'$. Then, $[k']_P = [k]_P \leq_P [j]_P = [j']_P$ and hence $k' < j'$ in A' . By inductive hypothesis, $A_{out}[i, k] = A'_{out}[i', k']$ for all $i =_{\sigma} i'$. Also, since k is a homogeneous column, so is k' by inductive hypothesis and their pivot rows, say ℓ and ℓ' satisfy $\ell =_{\sigma} \ell'$. It follows that when CONMAT processes the column j' , it also adds column k' to j' . Therefore, CONMAT adds every column to column j' while processing A' whose corresponding columns it adds to j while processing A . Reversing the roles of A and A' , we can claim that CONMAT adds every column to j while processing A whose corresponding columns it adds to j' while processing A' . Essentially, this means that $A_{out}[i, j] = A'_{out}[i', j']$ where $i =_{\sigma} i'$ and $j =_{\sigma} j'$. Furthermore, since the order of the simplices within each Morse set remains unaltered, the pivot rows of j and j' (if they remain homogeneous) correspond to the same simplex completing the induction. \square

Theorem 4.2. *Let S and S' be two connection matrices output by CONMAT from the two Morse fixed input matrices A and A' respectively. Then, $S[i, j] = S'[i', j']$ where $i =_{\sigma} i'$ and $j =_{\sigma} j'$.*

Proof: It follows from Proposition 4.5 that a column (row) j remains homogeneous or targetable in A_{out} if and only if j' with $j' =_{\sigma} j$ is homogeneous or targetable in A'_{out} . Then, the claim follows from the fact that $A[i, j] = A'[i', j']$ where $i =_{\sigma} i'$ and $j =_{\sigma} j'$. \square

The following corollary is immediate for the two connection matrices S and S' mentioned in the above theorem.

Corollary 4.1. *There exists a permutation matrix R so that $R^T S R = S'$.*

If the input matrices A and A' are not Morse fixed, the above corollary may or may not hold. For the example in Figure 4, one can verify that the output connection matrices are the same up to a permutation even though input matrices are not kept Morse fixed; see the two connection matrices shown in [6]. However, the example shown below establishes that the two connection matrices may not be equivalent up to a permutation.

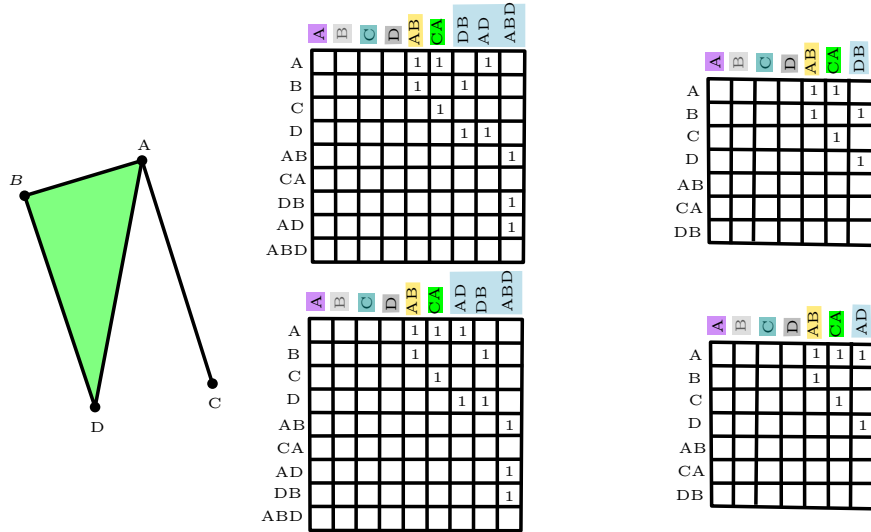


Figure 5: (Minimum) Morse decomposition $\{\{A\}, \{B\}, \{C\}, \{D\}, \{AB\}, \{CA\}, \{AD, DB, ABD\}\}$, (middle) two matrices with two different orders on the Morse set $\{AD, DB, ABD\}$, (right) two connection matrices which cannot be transformed to the other by a permutation.

5 Persistence of Conley complex and Morse decomposition

In this section, given a suitable function $f : K \rightarrow \mathbb{R}$, first we define a concept of persistence for Conley complexes induced by a Morse decomposition $\mathcal{M}_{\mathcal{V}}$ of a vector field \mathcal{V} on K . Then, we derive that this persistence is the same for all Conley complexes for $\mathcal{M}_{\mathcal{V}}$. Thus, the persistence of any Conley complex induced by $\mathcal{M}_{\mathcal{V}}$ defines the persistence of $\mathcal{M}_{\mathcal{V}}$ under f .

Let $\mathcal{M}_{\mathcal{V}} = \{M_p | p \in P\}$ be a Morse decomposition indexed by a poset $\mathbb{P} = (P, \leq_P)$ for a (multi)vector field \mathcal{V} on a simplicial complex K . Let $(C_{\mathcal{M}_{\mathcal{V}}}, d_{\mathcal{M}_{\mathcal{V}}})$ be the \mathbb{P} -filtered chain complex

given by the Morse decomposition \mathcal{M}_V and $(\bar{C}_{\mathcal{M}_V}, \bar{d}_{\mathcal{M}_V})$ be one of its Conley complexes as defined in Section 3.

Definition 5.1. We say a function $f : K \rightarrow \mathbb{R}$ is \mathcal{M}_V -Lyapunov if (i) for every $p \in P$, and every pair $\sigma_1, \sigma_2 \in M_p$, $f(\sigma_1) = f(\sigma_2)$, (ii) for any pair $p \leq_P q$, $\sigma \in M_p$ and $\sigma' \in M_q$ imply $f(\sigma) \leq f(\sigma')$.

Definition 5.2. Any function $f : K \rightarrow \mathbb{R}$ induces a chain function $f_C : C \rightarrow \mathbb{R}$ on any chain complex (C, d) defined with simplices in K by the assignment that, for a chain $c \in C$, we have $f_C(c) = \max_{\sigma \in \text{supp}(c)} f(\sigma)$.

Let f be a \mathcal{M}_V -Lyapunov function and $(C, d) := (C_{\mathcal{M}_V}, d_{\mathcal{M}_V})$. It follows that $f_C(c)$ is the same for every $c \in C_p$, $\forall p \in P$. The following is obvious from the definitions.

Proposition 5.1. $p \leq_P q \Rightarrow f_C(C_p) \leq f_C(C_q)$.

Proof: The chain space C_p for any p must contain the elementary chain $\langle \sigma \rangle$ for a simplex $\sigma \in M_p$. Then, $f_C(C_p) = f(\sigma \in M_p) \leq f(\tau \in M_q) = f_C(C_q)$. \square

Proposition 5.1 allows us to introduce the following definition.

Definition 5.3. Let $m = |P|$. Then, a total order $p_1 \leq p_2 \leq \dots \leq p_m$ that extends the poset P satisfying $f_C(C_{p_i}) \leq f_C(C_{p_j})$ for $i \leq j$ is called an f -compatible order P_f .

Consider an f -compatible order $P_f : p_0 \leq \dots \leq p_m$ and the chain complex $(C, d) := (C_{\mathcal{M}_V}, d_{\mathcal{M}_V})$. For each $p_i \in P$, consider the chain space $\mathbf{C}_{p_i} := \oplus_{j \leq i} C_{p_j}$ with $f(\mathbf{C}_{p_i}) := f_C(C_{p_i})$ and the chain complex $(\mathbf{C}_{p_i}, \oplus_{j \leq i} d_{p_i p_j})$ which is the restriction of (C, d) on the downset of p_i in P_f . Clearly, \mathbf{C}_{p_i} is a subspace of \mathbf{C}_{p_j} where $p_i \leq_{P_f} p_j$, giving us a filtration

$$(\mathbf{C}, P_f) : \mathbf{C}_{p_0} \subset \mathbf{C}_{p_1} \subset \dots \subset \mathbf{C}_{p_m}$$

Similarly, define the filtration derived from a Conley complex (\bar{C}, \bar{d})

$$(\bar{\mathbf{C}}, P_f) : \bar{\mathbf{C}}_{p_0} \subset \bar{\mathbf{C}}_{p_1} \subset \dots \subset \bar{\mathbf{C}}_{p_m}$$

where $\bar{\mathbf{C}}_{p_i} := \oplus_{j \leq i} \bar{C}_{p_j}$ and $(\bar{\mathbf{C}}_{p_i}, \oplus_{j \leq i} \bar{d}_{p_i p_j})$ is a chain complex for each $p_i \in P$.

We obtain persistence modules by taking the homology functor:

$$H(\mathbf{C}, P_f) : H_*(\mathbf{C}_{p_0}) \rightarrow H_*(\mathbf{C}_{p_1}) \rightarrow \dots \rightarrow H_*(\mathbf{C}_{p_m})$$

$$H(\bar{\mathbf{C}}, P_f) : H_*(\bar{\mathbf{C}}_{p_0}) \rightarrow H_*(\bar{\mathbf{C}}_{p_1}) \rightarrow \dots \rightarrow H_*(\bar{\mathbf{C}}_{p_m})$$

The persistence $\text{pers}(\mathbf{C}, P_f)$ and $\text{pers}(\bar{\mathbf{C}}, P_f)$ given by the above persistence modules are the persistence of the chain complexes (C, d) and (\bar{C}, \bar{d}) respectively w.r.t. the linearization P_f .

We observe that two persistence modules $H(\mathbf{C}, P_f)$ and $H(\bar{\mathbf{C}}, P_f)$ have pointwise isomorphic vector spaces because of homotopy equivalences.

Proposition 5.2. $\mathbf{C}_p \cong \bar{\mathbf{C}}_p$ and hence $H_*(\mathbf{C}_p) \cong H_*(\bar{\mathbf{C}}_p)$ for every $p \in P_f$.

Proposition 5.2 leads to the isomorphism of the two modules.

Proposition 5.3. $H(\mathbf{C}, P_f) \cong H(\bar{\mathbf{C}}, P_f)$.

Proof: We observe that the following diagram commutes. This is because the vertical morphisms are isomorphisms due to Proposition 5.2 and the horizontal morphisms are induced by inclusions in chain complexes.

$$\begin{array}{ccccccc} HC : & H_*(\mathbf{C}_{p_0}) & \longrightarrow & H_*(\mathbf{C}_{p_1}) & \longrightarrow & H_*(\mathbf{C}_{p_2}) & \longrightarrow \dots \longrightarrow H_*(\mathbf{C}_{p_n}) \\ \parallel \simeq & \parallel \simeq & & \parallel \simeq & & \parallel \simeq & \parallel \simeq \\ H\bar{C} : & H_*(\bar{\mathbf{C}}_{p_0}) & \longrightarrow & H_*(\bar{\mathbf{C}}_{p_1}) & \longrightarrow & H_*(\bar{\mathbf{C}}_{p_2}) & \longrightarrow \dots \longrightarrow H_*(\bar{\mathbf{C}}_{p_n}) \end{array}$$

Let $K_i := \sqcup_{j \leq i} M_{p_j}$ be the subcomplex of the input complex K containing simplices in every Morse set M_{p_j} for $j \leq i$. Letting $C(K_i)$ denote the chain group of K_i , we get the following proposition.

Proposition 5.4. Chain complexes $(C(K_i), \oplus_{j \leq i} d_{p_i p_j})$ and $(\mathbf{C}_{p_i}, \oplus_{j \leq i} d_{p_i p_j})$ are identical.

We observe that $K_i \subseteq K_j$ for $i \leq j$ giving us a filtration of chain spaces and the corresponding persistence module

$$\begin{aligned} (\mathbf{F}, P_f) &: C(K_0) \subset C(K_1) \subset \cdots \subset C(K_m) \\ H(\mathbf{F}, P_f) &: H_*(C(K_0)) \rightarrow H_*(C(K_1)) \rightarrow \cdots \rightarrow H_*(C(K_m)) \end{aligned}$$

Proposition 5.4 leads to the following isomorphic persistence modules.

Proposition 5.5. $H(\mathbf{C}, P_f) \cong H(\mathbf{F}, P_f)$.

Proof: The claim follows from the fact that the following diagram commutes. This is because the vertical morphisms are isomorphisms due to Proposition 5.4 and the horizontal morphisms are induced by inclusions in chain spaces.

$$\begin{array}{ccccccc} H\mathbf{C} : & H_*(\mathbf{C}_{p_0}) & \longrightarrow & H_*(\mathbf{C}_{p_1}) & \longrightarrow & H_*(\mathbf{C}_{p_2}) & \longrightarrow \cdots \longrightarrow H_*(\mathbf{C}_{p_m}) \\ \parallel \simeq & \parallel \simeq & & \parallel \simeq & & \parallel \simeq & \parallel \simeq \\ H\mathbf{F} : & H_*(C(K_0)) & \longrightarrow & H_*(C(K_1)) & \longrightarrow & H_*(C(K_2)) & \longrightarrow \cdots \longrightarrow H_*(C(K_m)) \end{array}$$

So, we have

Proposition 5.6. $H(\bar{\mathbf{C}}, P_f) \cong H(\mathbf{C}, P_f) \cong H(\mathbf{F}, P_f)$.

Now consider two f -compatible linearizations P_f and P'_f of the poset P and the two corresponding filtrations (\mathbf{F}, P_f) and (\mathbf{F}', P'_f) . If f takes different values on Morse sets, we have a unique linear order $P_f = P_{f'}$. Non-uniqueness is only possible when two or more Morse sets have the same f -value. However, in such a case, reordering the simplices with the same f -value to obtain different filtration does not affect the persistence diagrams, see e.g. [7, 8]. Hence we have:

Proposition 5.7. $\text{pers}(H(\mathbf{F}, P_f)) = \text{pers}(H(\mathbf{F}', P'_f))$.

Proposition 5.6 and Proposition 5.7 imply the following result.

Theorem 5.1. $\text{pers}(H(\bar{\mathbf{C}}, P_f)) = \text{pers}(H(\mathbf{F}, P_f)) = \text{pers}(H(\mathbf{F}', P'_f)) = \text{pers}(H(\bar{\mathbf{C}}', P'_f))$

Theorem 5.1 implies three things: **(i)** the persistence of every Conley complex for a Morse decomposition \mathcal{M}_V under a given \mathcal{M}_V -Lyapunov function f remains the same and thus can be taken as the persistence of \mathcal{M}_V under f , **(ii)** this persistence can be computed by computing the persistence given by a filtration of K that is induced by f , **(iii)** this persistence is stable under perturbation of the function f in the infinity norm because the bottleneck distance $d_B(\text{pers}(H(\mathbf{F}, P_f)), \text{pers}(H(\mathbf{G}, P_g))) \leq \|f - g\|_\infty$ by a well known result in TDA [3].

Computation: Recall that the input for computing a Conley complex is a P -filtered matrix A . We also make it P_f -filtered for a linearization $P_f : p_0 \leq p_1 \leq \cdots \leq p_m$ of P in the following sense. Let columns k and k' represent simplices in M_{p_i} and M_{p_j} respectively. Then $i \leq j \Rightarrow k \leq k'$. The rows are also ordered similarly. In other words, all columns and rows for simplices in M_{p_i} come before the columns and rows respectively for simplices in M_{p_j} if $i \leq j$. Columns and rows for simplices within each Morse set are ordered arbitrarily but respecting the non-decreasing order of dimensions.

Next, compute the ordinary persistence of this filtered matrix A by a complete reduction. Retain only the non-homogeneous columns and zeroed out columns that are not targeted (just like the output rule of our connection matrix computation). These reduced columns constitute the persistence pairing of f ; see Appendix 6.2 for an implementation.

6 Experimental results and implementation

6.1 Empirical comparison of CONNECTMAT and CONMAT

We implement algorithms CONNECTMAT and CONMAT described in [6] and this work respectively. Advances made in the development of CONMAT eliminate one major obstacle in the use of existing TDA software to compute connection matrices: the interleaving of row and column operations on an input boundary matrix. However, despite this improvement CONMAT retains a dependency on column homogeneity, prompting us to implement both algorithms from the ground up.

To test performance, we generate seven multivector fields $\mathcal{V}_1, \dots, \mathcal{V}_7$ over simplicial complexes K_1, \dots, K_7 respectively. With the exception of \mathcal{V}_7 and K_7 , all field/complex pairs are generated via the following procedure: first, create a simplicial complex of the desired size; second, initialize the *least coarse* multivector field over the complex, where each simplex is alone in a singleton vector; third, *coarsen* the field by selecting vectors uniformly at random to merge (resolving convexity issues if necessary) until a desired *connection probability* is reached - that is, a probability that given two simplices, they belong to the same vector.

- K_1 consists of a single twelve-dimensional simplex, all of its faces, their faces, and so on. \mathcal{V}_1 is a multivector field over this complex with connection probability $p \approx 0.459700$. This probability is notably higher than that of the other multivector fields. To understand why, suppose that in the creation of \mathcal{V}_1 multivector field \mathcal{V}_1^i is coarsened to \mathcal{V}_1^{i+1} via taking the union of vectors v and v' . Due to the density of K_1 , there is a relatively high probability that simplex $\sigma \in v$ has a high dimensional co-face $\sigma' \in v'$, and thus that there are a large number of simplices τ where $\sigma \leq \tau \leq \sigma'$; each $[\tau]_{\mathcal{V}_1^i}$ must also be merged with v and v' , and this procedure repeated recursively to remove convexity violations.
- K_2 consists of a high density assortment of triangles. \mathcal{V}_2 is a multivector field over this complex with connection probability ≈ 0.063600 .
- K_3 is equal to K_2 . \mathcal{V}_3 is a multivector field over this complex with connection probability ≈ 0.096700
- K_4 consists of several hundred vertices, and approximately one-hundred-thousand edges; in other words, it is an extremely high density graph. \mathcal{V}_4 is a multivector field over this complex with connection probability ≈ 0.030900
- K_5 consist of a large assortment of three, four, and five dimensional simplices and their faces. \mathcal{V}_5 is a multivector field over this complex with connection probability ≈ 0.000010 .
- K_6 is equal to K_5 . \mathcal{V}_6 is a multivector field over this complex with connection probability ≈ 0.000030 .
- K_7 is the geometric simplicial complex described in the Appendix 6.2.2. Similarly, \mathcal{V}_7 is created via the discretization process described in Appendix 6.2, and has connection probability ≈ 0.038229 .

For each pair \mathcal{V}_i/K_i we compute the minimum Morse decomposition $\mathcal{M}_{\mathcal{V}_i} = \sqcup M_p$, and from this a graded boundary operator $\partial : \oplus_p C_*(M_p) \rightarrow \oplus_q C_*(M_q)$ is used to construct a filtered boundary matrix A . We input each A to both algorithms, and time the computations, with results summarized in Table 1. Column two gives the number of simplices in each complex, while column three gives the maximum and average simplex dimensions. Column four gives the connection probability described above. Column five gives the runtime of each algorithm. Column six gives the approximate speed-up achieved in moving from CONNECTMAT to CONMAT; i.e., the nearest integer to the ratio given in the prior column.

\mathcal{V}_i	$ K_i $	Max / Avg Dim	Probability	CONNECTMAT / CONMAT	Speed Up
\mathcal{V}_1	008,192	12 / 5.500	0.459700	00h00m09s / 00h00m01s	≈ 009
\mathcal{V}_2	026,541	02 / 1.940	0.063600	00h23m48s / 00h00m02s	≈ 714
\mathcal{V}_3	026,541	02 / 1.940	0.096700	00h22m44s / 00h00m02s	≈ 682
\mathcal{V}_4	101,056	01 / 0.990	0.030900	01h09m13s / 00h01m10s	≈ 059
\mathcal{V}_5	055,843	05 / 2.744	0.000010	06h24m10s / 00h02m28s	≈ 156
\mathcal{V}_6	055,843	05 / 2.744	0.000030	20h18m20s / 00h01m51s	≈ 653
\mathcal{V}_7	002,481	02 / 1.146	0.038229	531.209ms / 049.710ms	≈ 011

Table 1: Runtime and Speed Up for Fields $\mathcal{V}_1, \dots, \mathcal{V}_7$. All tests were run on a laptop with an Intel Xeon E-2276 CPU @ 2.80GHz, 32GB RAM, and Linux operating system.

We observe a significant speedup, often by several orders of magnitude, when applying CONMAT rather than CONNECTMAT. This can be attributed to several factors. A greater number of operations

are necessary to execute CONNECTMAT, where column additions occur on both left and right, and each column addition requires a corresponding row addition. Further, these row additions have several second-order effects which preclude or complicate the use of optimizations available in CONMAT. These effects are discussed in the following paragraph.

Consider columns i, j where $i < j$. CONNECTMAT may, during its execution, add column j to column i , thus triggering the addition of row i to row j . We refer to such an operation as a *downward addition*, as a low index row is added to a higher index row, below it in the matrix. Downward additions cause two primary problems. First, it is expedient to track the pivot row of each column, and a downward addition can potentially modify the pivot row of every column, causing each to be recomputed. Second, a downward addition can break the upper triangularity of the input matrix, which in CONMAT is always maintained and allows one to store and operate only on the upper right of the input matrix.

Another difficulty presented by row additions involves the structure of the input matrix. In CONMAT, where only matrix columns must be iterated over, it is an obvious choice to store columns contiguously in memory. The row additions in CONNECTMAT require iterating over rows, and thus prompt the question of whether to store matrix rows or columns contiguously.

6.2 Discretization and persistence of Morse decompositions

Let $\mathcal{M}_\mathcal{V}$ be a Morse decomposition of a multivector field \mathcal{V} over a simplicial complex K . Section 5 describes a notion of persistence of $\mathcal{M}_\mathcal{V}$ with respect to an $\mathcal{M}_\mathcal{V}$ -Lyapunov function $f : K \rightarrow \mathbb{R}$. In this section, we experiment with this notion of persistence through the discretization of a continuous vector field.

Observation 6.1. *Let \mathcal{V} be a multivector field on simplicial complex K , and $\mathcal{M}_\mathcal{V} = \{M_p \mid p \in P\}$ a Morse decomposition of this field. Let $[\sigma]_{\mathcal{M}_\mathcal{V}} = M_p$, where M_p is the unique Morse set in $\mathcal{M}_\mathcal{V}$ which contains σ . For any Morse set $M_p \in \mathcal{M}_\mathcal{V}$, let $D_{M_p} = \cup_{q \leq p} M_q$. The downset function $f^{\mathcal{M}_\mathcal{V}} : K \rightarrow \mathbb{R}$ is given by $f(\sigma) = |D_{[\sigma]_{\mathcal{M}_\mathcal{V}}}|$. This function is $\mathcal{M}_\mathcal{V}$ -Lyapunov.*

Observation 6.1 is easily justified. Let $\mathcal{M}_\mathcal{V} = \{M_p \mid p \in P\}$ be any Morse decomposition of multivector field \mathcal{V} . For all $p \in P$ and $\sigma_1, \sigma_2 \in M_p$, we observe $D_{[\sigma_1]_{\mathcal{M}_\mathcal{V}}} = D_{[\sigma_2]_{\mathcal{M}_\mathcal{V}}}$ and thus $f^{\mathcal{M}_\mathcal{V}}(\sigma_1) = f^{\mathcal{M}_\mathcal{V}}(\sigma_2)$. Additionally, for pair $p \leq_P q$, and simplices $\sigma \in M_p, \sigma' \in M_q$, it is clear that $D_{[\sigma]_{\mathcal{M}_\mathcal{V}}} \subseteq D_{[\sigma']_{\mathcal{M}_\mathcal{V}}}$ and thus $f^{\mathcal{M}_\mathcal{V}}(\sigma) \leq f^{\mathcal{M}_\mathcal{V}}(\sigma')$.

In subsections [6.2.1, 6.2.2] we make use of the downset function to describe persistence of Morse decompositions of multivector fields. Let $(\bar{C}, \bar{d}) := (\bar{C}_{\mathcal{M}_\mathcal{V}}, \bar{d}_{\mathcal{M}_\mathcal{V}})$ be a Conley complex induced by the finest Morse decomposition $\mathcal{M}_\mathcal{V}$ of a multivector field \mathcal{V} over a simplicial complex K . From here on, we take $\mathcal{M}_\mathcal{V}$ to be minimum and write $f^\mathcal{V} := f^{\mathcal{M}_\mathcal{V}}$. Note that the minimum Morse decomposition of a multivector field \mathcal{V} may be computed through determining the strongly connected components of an appropriate graph representing \mathcal{V} [6].

The induced *chain function* (see Definition 5.2) $f_C^\mathcal{V}$ assigns to each chain $c \in \bar{C}$ the maximal number of simplices reachable from a single simplex in the support of c . This captures, in a sense, the quantity of flow outward from a chain. Cycles with high persistence are boundaries of important sources of flow within the field. Throughout both examples, we consider the continuous vector field shown in Figure 6.

6.2.1 Small example

We use a coarse sample of the field g in Figure 6 over the region $[-3, 3]^2 \subset \mathbb{R}^2$ to illustrate the discretization process. We begin by, as is shown in Figure 7, creating a geometric simplicial complex whose vertices coincide with points at which the field is sampled. Multivectors are formed as follows.

(i) Initialize the least coarse multivector field over the complex, where each simplex is alone in a singleton vector. (ii) For each vertex with a non-zero sample-vector, determine which coface - if any - of the vertex this sample-vector points into and merge its discrete vector with that of the vertex. (iii) For each edge consider the pseudo sample-vector formed by averaging the sample-vectors at its endpoints, and add the discrete vector of the edge to the discrete vector of the triangle this pseudo sample-vector points into when placed at the edge's midpoint. (iv) Merge the discrete vectors of all vertices and edges along the exterior of the discretization region. Denote this field \mathcal{V} , and the underlying complex K .

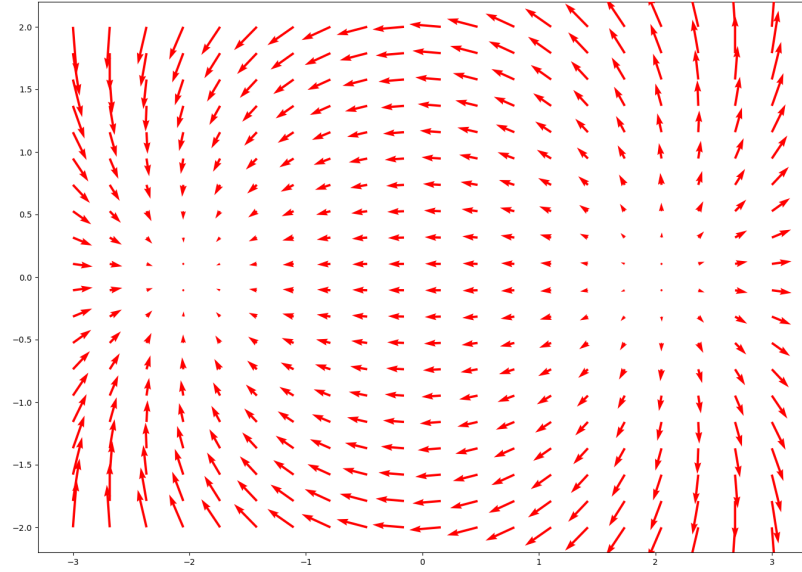


Figure 6: A discrete sample of the vector field determined by the function $g : \mathbb{R}^2 \rightarrow \mathbb{R}^2$ where $g(\langle x, y \rangle) = \langle x^2 - y^2 - 4, 2xy \rangle$ over the region $[-3, 3] \times [-2, 2] \subset \mathbb{R}^2$. Observe two critical points: a repeller to the right of the origin at $\langle 2, 0 \rangle$, and an attractor to the left at $\langle -2, 0 \rangle$.

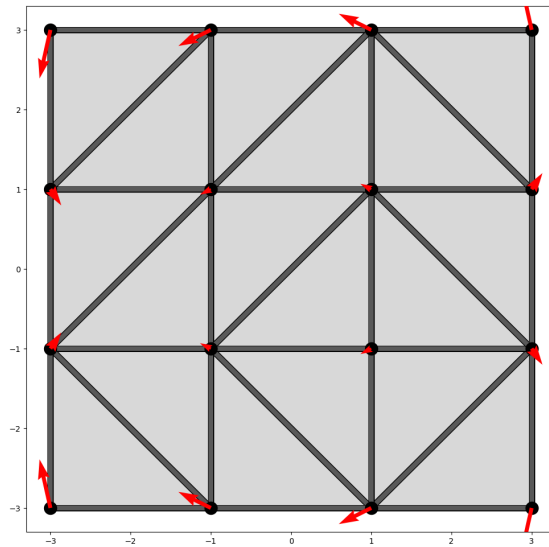


Figure 7: A coarse sample of the field determined by g mentioned in Figure 6 upon a geometric simplicial complex.

We compute the minimum Morse decomposition $\mathcal{M}_\mathcal{V}$ of \mathcal{V} , and the $\mathcal{M}_\mathcal{V}$ -Lyapunov downset function $f^\mathcal{V}$ described in Observation 6.1. We then apply the procedure described at the end of Section 5, arriving at a barcode diagram with respect to $f^\mathcal{V}$ of a Conley complex induced by $\mathcal{M}_\mathcal{V}$, denoted $(\bar{C}, \bar{d}) := (\bar{C}_{\mathcal{M}_\mathcal{V}}, \bar{d}_{\mathcal{M}_\mathcal{V}})$. Figure 8 (left) shows the minimum Morse decomposition of \mathcal{V} ; simplices which belong to the same discrete vector are assigned the same color. Figure 8 (center) shows a representation of (\bar{C}, \bar{d}) . The chains corresponding to the columns in A_{out} that are retained in the connection matrix form a basis for \bar{C} . Here simplices belonging to the same basis element in \bar{C} are assigned the same color, with one exception: the simplex in K which corresponds to the column of this basis element in the initial input matrix. Notice that this simplex completes (comes last within) the chain basis element. Paths, shown as thin black arrows, represent boundary relations within (\bar{C}, \bar{d}) ; i.e. non-zero entries in the connection matrix. Figure 8 (right) shows the barcode diagram of (\bar{C}, \bar{d}) under $f^\mathcal{V}$. The lengths of bars are plotted logarithmically. We observe two short bars corresponding to cycles which become boundaries when the small green and blue chains are introduced, and a long orange bar which corresponds to the cycle which becomes a boundary when the large orange chain is introduced.

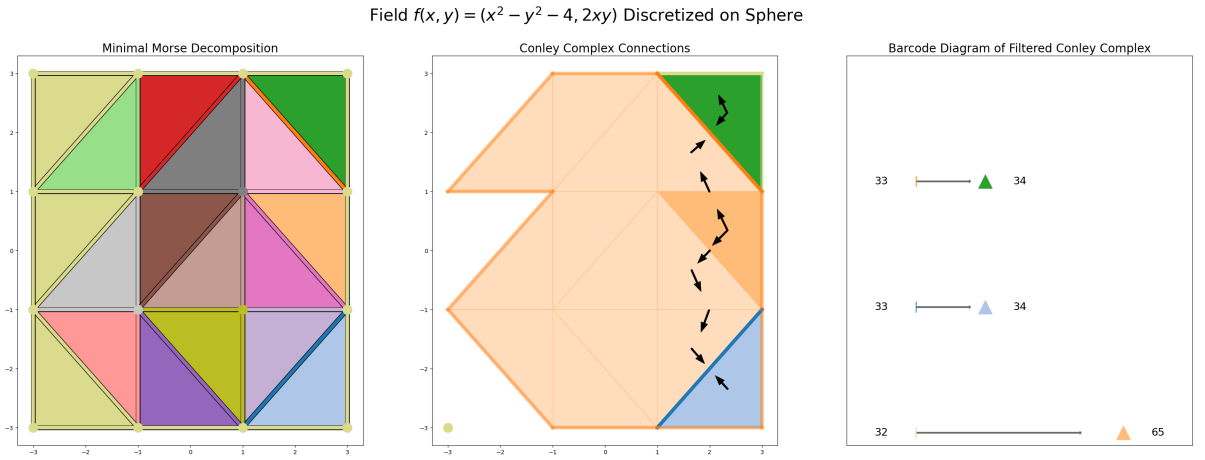


Figure 8: (left) Minimum Morse decomposition of the field \mathcal{V} - denoted $\mathcal{M}_\mathcal{V}$, (center) A representation of a Conley complex induced by $\mathcal{M}_\mathcal{V}$, and (right) the barcode diagram of this Conley complex with respect to the downset function $f^\mathcal{V}$ (Observation 6.1).

6.2.2 Large example

We repeat the procedure described in Section 6.2.1 with finer sample: our discretization of the field described by function g now consists of a square grid of 21^2 sample points over the region $[-3, 3]^2 \subset \mathbb{R}^2$. Figure 9 (center) shows a Conley complex dominated by two large repellers, with flows terminating at the attractor described in the caption of Figure 6. Figure 9 (right) shows a persistence diagram with two bars, corresponding to the cycles which encircle these repellers. Observe that both discretizations at coarser and finer levels bring in extra repellers in addition to the original one for the vector field shown in Figure 6. However, finer resolution reduces the error by reducing the number of repellers from three to two. At higher resolution, we discern properties of the field more accurately.

7 Conclusions

We have shown that a variation of the well known persistence algorithm with exhaustive reductions produces a connection matrix for a given Morse decomposition of a combinatorial (multi)vector field. The implications are twofold: first, it brings the theory of combinatorial dynamics closer to the theory of persistence; second, it allows a more efficient way of computing connection matrices compared to the best known algorithm in [6] - see our experimental results in section 6.1. Because of the restrictions of homogeneity on column additions, well-known optimization techniques [2, 19] for persistence algorithms could not be used in our experiments. Future work can be directed to

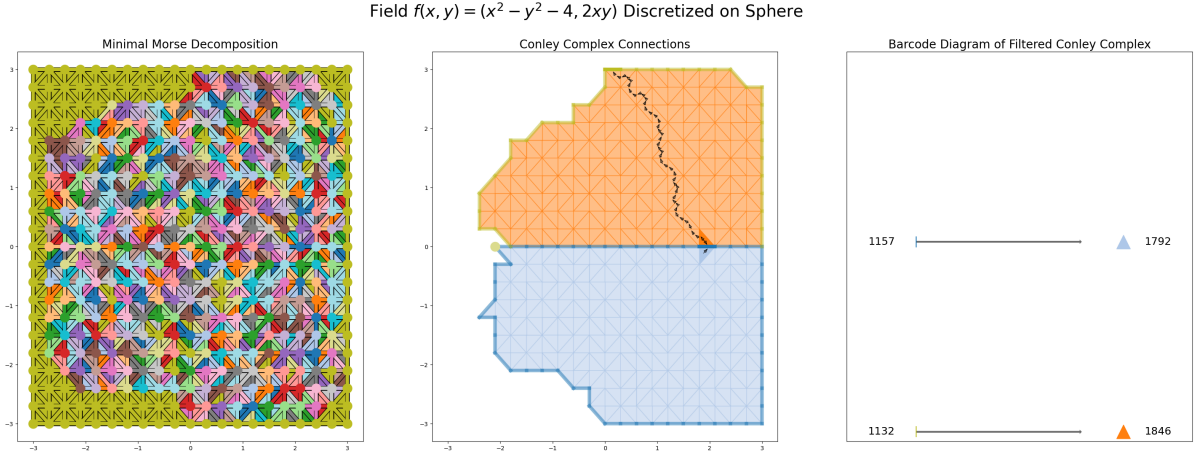


Figure 9: (left) Minimum Morse decomposition of the field \mathcal{V} , (center) A representation of a Conley complex induced by \mathcal{V} , and (right) the barcode diagram of this Conley complex under downset function $f^{\mathcal{V}}$ (Observation 6.1).

address this shortcoming. It is also worth pursuing further application of the persistence of Lyapunov functions on Morse decompositions of (multi)vector fields. For example, it may aid in classifications of (discrete)Morse functions and the flows which they induce.

Acknowledgment

This research is supported by the NSF grants DMS-2301360 and CCF-2437030. This project has received funding from the European Union’s Horizon 2020 research and innovation programme under the Marie Skłodowska-Curie Grant Agreement No. 101034413. Also, we acknowledge many helpful comments and discussions with Marian Mrozek.

References

- [1] Clemens Bannwart and Claudia Landi. Tagged barcodes for the topological analysis of gradient-like vector fields, 2024. URL: <https://arxiv.org/abs/2401.08466>, arXiv:2401.08466.
- [2] Ulrich Bauer, Michael Kerber, and Jan Reininghaus. Clear and compress: Computing persistent homology in chunks. In *Topological methods in data analysis and visualization III*, pages 103–117. Springer, 2014.
- [3] David Cohen-Steiner, Herbert Edelsbrunner, and John Harer. Stability of persistence diagrams. *Discrete & Computational Geometry*, 37(1):103–120, 2007.
- [4] Charles Conley. Isolated invariant sets and the Morse index. In *CBMS Reg. Conf. Ser. Math.*, volume 38, 1978.
- [5] Tamal K. Dey, Mateusz Juda, Tomasz Kapela, Jacek Kubica, Michał Lipiński, and Marian Mrozek. Persistent homology of Morse decompositions in combinatorial dynamics. *SIAM J. Appl. Dyn. Syst.*, 18(1):510–530, 2019.
- [6] Tamal K. Dey, Michał Lipiński, Marian Mrozek, and Ryan Slechta. Computing connection matrices via persistence-like reductions. *SIAM J. Appl. Dyn. Syst.*, 23(1):81–97, 2024. URL: <https://doi.org/10.1137/23m1562469>, doi:10.1137/23M1562469.
- [7] Tamal K. Dey and Yusu Wang. *Computational Topology for Data Analysis*. Cambridge University Press, 2022.

- [8] Herbert Edelsbrunner and John Harer. *Computational Topology: An Introduction*. American Mathematical Society, Jan 2010.
- [9] Robin Forman. Morse theory for cell complexes. *Adv. Math.*, 134:90–145, 1998. doi:10.1006/aima.1997.1650.
- [10] Robert D. Franzosa. Index filtrations and the homology index braid for partially ordered Morse decompositions. *Trans. Amer. Math. Soc.*, 298(1):193–213, 1986. doi:10.2307/2000615.
- [11] Robert D. Franzosa. The connection matrix theory for Morse decompositions. *Trans. Amer. Math. Soc.*, 311(2):561–592, 1989. doi:10.2307/2001142.
- [12] Shaun Harker, Konstantin Mischaikow, and Kelly Spendlove. A computational framework for connection matrix theory. *J. Appl. Comput. Topol.*, 5(3):459–529, 2021. doi:10.1007/s41468-021-00073-3.
- [13] Shaun Harker, Konstantin Mischaikow, and Kelly Spendlove. Morse theoretic templates for high dimensional homology computation. *arXiv.org*, 2105.09870[Math.AT], 2021.
- [14] Kevin Knudson. *Morse Theory Smooth and Discrete*. World Scientific, 2015.
- [15] Michał Lipiński, Jacek Kubica, Marian Mrozek, and Thomas Wanner. Conley-Morse-Forman theory for generalized combinatorial multivector fields on finite topological spaces. *Journal of Applied and Computational Topology*, 2022. doi:10.1007/s41468-022-00102-9.
- [16] Marian Mrozek. Conley–Morse–Forman theory for combinatorial multivector fields on Lefschetz complexes. *Found. Comput. Math.*, 17(6):1585–1633, Dec 2017. doi:10.1007/s10208-016-9330-z.
- [17] Marian Mrozek and Thomas Wanner. *Connection Matrices in Combinatorial Topological Dynamics*. SpringerBriefs in Mathematics. Springer-Verlag, Cham, 2025. doi:10.1007/978-3-031-87600-4.
- [18] Joel W. Robbin and Dietmar A. Salamon. Lyapunov maps, simplicial complexes and the Stone functor. *Ergodic Theory Dynam. Systems*, 12(1):153–183, 1992. URL: <https://doi.org/10.1017/S0143385700006647>.
- [19] Hubert Wagner, Chao Chen, and Erald Vućini. Efficient computation of persistent homology for cubical data. In *Topological Methods in Data Analysis and Visualization II: Theory, Algorithms, and Applications*, pages 91–106. Springer Berlin Heidelberg, 2012.