

A Causal Lens for Evaluating Faithfulness Metrics

Kerem Zaman Shashank Srivastava
UNC Chapel Hill
{kzaman, ssrivastava}@cs.unc.edu

Abstract

Large Language Models (LLMs) offer natural language explanations as an alternative to feature attribution methods for model interpretability. However, despite their plausibility, they may not reflect the model’s internal reasoning faithfully, which is crucial for understanding the model’s true decision-making processes. Although several faithfulness metrics have been proposed, a unified evaluation framework remains absent. To address this gap, we present CAUSAL DIAGNOSTICITY, a framework to evaluate faithfulness metrics for natural language explanations. Our framework employs the concept of causal diagnosticity, and uses model-editing methods to generate faithful-unfaithful explanation pairs. Our benchmark includes four tasks: fact-checking, analogy, object counting, and multi-hop reasoning. We evaluate a variety of faithfulness metrics, including post-hoc explanation and chain-of-thought-based methods. We find that all tested faithfulness metrics often fail to surpass a random baseline. Our work underscores the need for improved metrics and more reliable interpretability methods in LLMs.¹

1 Introduction

Advancements in Large Language Models (LLMs) have enhanced possibilities for model explainability, making natural language explanations preferable over feature attribution methods. Most LLMs can provide explanations for their predictions at minimal cost (Wei et al., 2022). However, despite their plausibility, these explanations do not always reflect the model’s actual reasoning, potentially misleading practitioners (Turpin et al., 2023).

The idea of faithfulness aims to assess how accurately explanations reflect the true reasoning mechanism of the model. While numerous methods have been proposed to measure faithfulness for natural

language-based explanations, they are criticized for not adequately considering the model’s inner workings, relying instead on simplistic consistency measures (Parcalabescu and Frank, 2023). Furthermore, while many faithfulness metrics have been developed, currently there are no reliable evaluation frameworks for comparing them. To address this gap in the field, we introduce a new evaluation framework, CAUSAL DIAGNOSTICITY, along with a new benchmark for comparing various faithfulness metrics. Our framework extends the notion of *diagnosticity* (Chan et al., 2022b), which measures how often a faithfulness metric favors faithful explanations over unfaithful ones, and applies it to faithfulness metrics for natural language explanations. We investigate knowledge editing approaches for causally generating faithful and unfaithful explanation pairs and evaluate diagnosticity through three tasks. These tasks include (1) a fact-checking task, (2) an analogy task, (3) an object counting, and (4) a multi-hop reasoning task. Figure 1 shows an overview of our framework. We evaluate a diverse set of faithfulness metrics, including post-hoc explanation-based and chain-of-thought (CoT)-based metrics: Counterfactual Edits (Atanasova et al., 2023), Simulatability, metrics based on corrupting CoT explanations (Lanham et al., 2023), and CC-SHAP (Parcalabescu and Frank, 2023). Our evaluation shows that **all tested faithfulness metrics often fail to surpass a random baseline** or perform at near-random levels. These results underscore **the need for a diagnosticity-first approach** in the design of faithfulness metrics. Moreover, our analysis demonstrates that **metrics producing continuous faithfulness scores are more diagnostic than those with binary scores**.

Our contributions include (1) a framework for evaluating faithfulness metrics for natural language explanations, (2) a new dataset spanning four tasks, and (3) benchmarking of prominent faithfulness

¹The code and dataset will be released upon acceptance.

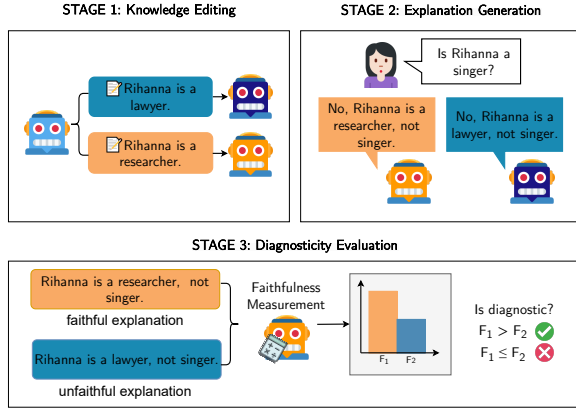


Figure 1: Our framework consists of three stages: (1) **Knowledge Editing**: applying counterfactual edits to the models; (2) **Explanation Generation**: generating faithful and unfaithful explanation pairs using the edited models, or synthetically generating such pairs based on the edits; (3) **Diagnosticity Evaluation**: assessing the chosen faithfulness metric with one of the edited models using the faithful-unfaithful explanation pairs. Diagnostic faithfulness metrics should assign a higher faithfulness score to the faithful explanation than to the unfaithful one.

metrics across multiple knowledge editing methods and models to provide insights into their reliability.

2 Background

Faithfulness Faithfulness quantifies how well explanations reflect a model’s true reasoning process. Let M_θ denote an LLM parameterized by θ and with a context c , operating on a token set \mathcal{V} such that $M(t^{\text{in}} | c) = t^{\text{out}}$, where $t^{\text{in}} = \langle t_1^{\text{in}} \dots, t_{N_{\text{in}}}^{\text{in}} \rangle$, $t^{\text{out}} = \langle t_1^{\text{out}} \dots, t_{N_{\text{out}}}^{\text{out}} \rangle$ and $c = \langle c_1 \dots, c_{N_c} \rangle$; $t_i^{\text{in}}, t_i^{\text{out}}, c_i \in \mathcal{V}$; $N_{\text{in}}, N_{\text{out}}$ and N_c represent the lengths of the input, output and context sequences. The context c consists of instructions or prompts. For brevity, we use M to denote a model parameterized by θ with context c . The input and output sequences can take many forms. For the simplest case $t^{\text{in}} = x$ and $t^{\text{out}} = y$ where (x, y) is an input-output pair for a task. With appropriate prompting, the output can take the form $t^{\text{out}} = y \oplus \varepsilon$ for post-hoc explanations or $t^{\text{out}} = \varepsilon \oplus y$ for chain-of-thought (CoT) explanations, where ε is the explanation and \oplus denotes sequence concatenation. We define a faithfulness metric as $\mathcal{F}(x, y, \varepsilon, M) \in \mathbb{R}$, where \mathcal{F} represents how faithfully explanation ε represents the reasoning process for input-output pair (x, y) for the model M .

2.1 Faithfulness Metrics

We focus on seven prominent faithfulness metrics: (1) Counterfactual Edits (Atanasova et al., 2023), (2) Simulatability, metrics based on CoT corruptions (Lanham et al., 2023) (including (3) Early Answering, (4) Adding Mistakes, (5) Paraphrasing, and (6) Filler Tokens), and (7) CC-SHAP (Parcalabescu and Frank, 2023). While Simulatability and Counterfactual Edits target post-hoc explanations, the others are tailored for CoT explanations. CC-SHAP is applicable to both types of explanations. Next, we review these metrics.

Counterfactual Edits Atanasova et al. (2023) propose a faithfulness metric based on the principle that an explanation is unfaithful if the model prediction changes after a counterfactual edit to the input, but the explanation fails to reflect the edit. A limitation of this approach is the need to train a separate neural editor for each model-dataset pair to make such counterfactual interventions. Instead, we follow their random baseline based on the same rationale, where they insert a random adjective before a noun or a random adverb before a verb, as Parcalabescu and Frank (2023) did. In this approach, an explanation is considered unfaithful if the prediction changes after word insertion and the explanation fails to mention the inserted words.

Simulatability Simulatability assesses faithfulness from the lens of the extent to which whether an explanation enables a simulator to predict the model’s output (Doshi-Velez and Kim, 2017; Hase and Bansal, 2020; Hase et al., 2020; Wiegrefe et al., 2020; Chan et al., 2022a). We follow Chan et al. (2022a)’s definition of simulatability as $\mathbb{1}_S(y_i | x_i, \varepsilon_i) - \mathbb{1}_S(y_i | x_i)$, where $\mathbb{1}_S(b | a)$ is the accuracy of S in predicting b given a .

Corrupting CoT Lanham et al. (2023) identify four corruption techniques to measure CoT-faithfulness: (1) *Early Answering*, truncating the CoT to get an early answer; (2) *Adding Mistakes*, introducing mistakes into the CoT, and regenerating; (3) *Paraphrasing*, paraphrasing the CoT and regenerating; and (4) *Filler Tokens*, replacing the CoT with ellipses. An explanation is considered unfaithful if the corruption does not alter the original prediction (except for Paraphrasing, where prediction changes signify unfaithfulness). While these metrics were initially proposed as binary measures, we extend them by quantifying faithfulness in terms of changes to prediction scores.

CC-SHAP Parcalabescu and Frank (2023) assess faithfulness by aligning input contributions to prediction and explanation using SHAP (Lundberg and Lee, 2017) scores. They calculate importance scores for each input token’s prediction, then for each token in the explanation, aggregating them. Convergence of these score distributions is then measured. This method is applicable to both post-hoc and Chain-of-Thought (CoT) explanations.

2.2 Knowledge Editing

Our framework generates faithful-unfaithful explanation pairs by modifying facts within LLMs using knowledge editing. This is necessary as LLM knowledge can become outdated over time. Knowledge editing methods allow updates without altering unrelated knowledge (Cohen et al., 2024; Zhang et al., 2024; Patil et al., 2023; Geva et al., 2023; Gupta et al., 2023; Hartvigsen et al., 2023; Zheng et al., 2023; Meng et al., 2022; Mitchell et al., 2022a), using triplets consisting of subject s , object o , and relation r . For instance, they can update ($s = \text{Joe Biden}$, $r = \text{is the president of}$, $o = \text{the United States}$) to ($s = \text{Donald Trump}$, $r = \text{is the president of}$, $o = \text{the United States}$) while keeping other information unchanged. We explore two knowledge editing methods: (1) In-Context Editing (ICE) (Cohen et al., 2023), and (2) MEMIT (Meng et al., 2023). ICE is preferred since it requires no parameter updates. Unlike ICE, MEMIT relies on a rigid subject-object-target template, which limits its use in complex scenarios. Additionally, MEMIT-like methods are sensitive to hyperparameters making them less applicable, even with reported optimal values for specific models (Wang et al., 2023). Finally, in-context approaches consistently surpass MEMIT in multi-step reasoning tasks (Cohen et al., 2023).

3 Method

Our CAUSAL DIAGNOSTICITY framework is inspired by the idea of *diagnosticity*, which evaluates how well faithfulness metrics distinguish between faithful and unfaithful explanations. In 3.1, we summarize diagnosticity as introduced by Chan et al. (2022b) for evaluating feature attribution methods. In 3.2, we introduce CAUSAL DIAGNOSTICITY, describing how it builds on diagnosticity and extends it to natural language explanations using causal interventions via edited models.

3.1 Diagnosticity

Faithfulness has been widely studied (Jacovi and Goldberg, 2020), leading to multiple metrics but no unified evaluation framework. We adopt *diagnosticity*, proposed by Chan et al. (2022b), which measures how often a faithfulness metric prefers faithful over unfaithful explanations. For example, if a model correctly answers “No” to the question, “Is Rihanna a researcher?” based on her being a singer, a faithful explanation should reflect this reasoning. An explanation that provides an irrelevant rationale (e.g., the number of albums she has sold) or false information (e.g., assigning her the wrong occupation) would be unfaithful.

Following the notation from Chan et al. (2022b), let u and v be explanations (regardless of form, e.g., language, feature attributions, etc.), with $u \succ v$ denoting that u is more faithful than v . A faithfulness metric \mathcal{F} ranks the explanations as $u \succ_{\mathcal{F}} v$ if it assigns a higher faithfulness score to u than v . Then, the diagnosticity of the metric \mathcal{F} is:

$$D(\mathcal{F}) = P(u \succ_{\mathcal{F}} v | u \succ v) \quad (1)$$

We approximate this as:

$$D(\mathcal{F}) \approx \frac{1}{|Z|} \sum_{(u_i, v_i) \in Z} \mathbb{1}(u_i \succ_{\mathcal{F}} v_i) \quad (2)$$

where Z contains pairs of faithful (u_i) and unfaithful (v_i) explanations for input-output pairs (x_i, y_i) . Since higher faithfulness scores represent more faithful explanations, we rewrite:

$$D(\mathcal{F}) \approx \frac{1}{|Z|} \sum_{(u_i, v_i) \in Z} \mathbb{1}(\mathcal{F}_{p_i, M}(u_i) > \mathcal{F}_{p_i, M}(v_i)) \quad (3)$$

where $p_i = (x_i, y_i)$.

3.2 Causal Diagnosticity

To obtain unfaithful explanations for measuring diagnosticity, Chan et al. (2022b) use random feature attribution scores. While random scores can work for structured explanations like feature attributions, this approach is not straightforward for natural language explanations. Random text cannot function as a meaningful explanation and cannot ensure unfaithfulness in a coherent way.

To address this, we introduce CAUSAL DIAGNOSTICITY, which generates unfaithful explanations using knowledge editing. Rather than in-

jecting random noise, we modify a model’s internal knowledge. For example, consider the `capitalOf` relation for the question “Is Paris the capital of France?” and a model that correctly associates this to the knowledge ($s = \text{Paris}, r = \text{is the capital of}, o = \text{France}$). By altering the model’s knowledge, we create two variations where the subject s is replaced with Berlin or London. Both modified models should answer “No” to the original question but for different reasons: “No, because Berlin is the capital of France.” and “No, because London is the capital of France.” In particular, each of these two explanations should be unfaithful to the model that generated the other.

Formally, let y_i be the prediction for the input x_i while \bar{M} and \tilde{M} be the altered models. \bar{M} generates the explanation $\bar{\epsilon}_i$ and \tilde{M} generates the explanation $\tilde{\epsilon}_i$. We modify diagnosticity as:

$$D(\mathcal{F}) = \frac{1}{|Z|} \sum_{(\bar{\epsilon}_i, \tilde{\epsilon}_i) \in Z} \mathbb{1}(\mathcal{F}_{p_i, \bar{M}}(\bar{\epsilon}_i) > \mathcal{F}_{p_i, \tilde{M}}(\tilde{\epsilon}_i)) \quad (4)$$

Models \bar{M} and \tilde{M} are edited such that $\bar{\epsilon}_i$ is faithful to \bar{M} , while $\tilde{\epsilon}_i$ is unfaithful to \bar{M} . They are created by modifying parameters θ or context c , depending on the knowledge editing method. The choice of models is flexible: in most cases, either model can be used in Equation 4 by swapping $\bar{\epsilon}_i$ and $\tilde{\epsilon}_i$. However, in some tasks, one explanation may be faithful to both models, restricting arbitrary model selection. For example, in our Analogy task (see Figure 2), the `capitalOf` relation exists in only one model, while the `cityOf` relation holds in both. Additionally, the original model θ can be used as long as it satisfies the needed faithfulness relations with the explanation pairs. Nevertheless, we opt to create two edited variants of the models, even when reflecting factual knowledge, to guarantee that all conditions are met.

4 Tasks

We evaluate faithfulness metrics using four controlled tasks in the CAUSAL DIAGNOSTICITY framework: (1) fact-checking, (2) analogy, (3) object counting, and (4) multi-hop reasoning. These tasks assess causal diagnosticity by using counterfactual models with faithful and unfaithful explanations. While the altered models should reason differently, their explanations may not always reference the modifications. To ensure valid faithfulness comparisons, we synthetically generate explana-

tions that emphasize model differences. Figure 2 provides an overview of these tasks, including example inputs, outputs, and explanations.

4.1 Fact Check Task

Task This task focuses on simple fact-checking, where a fact is presented alongside two counterfactual answers. For any relation (s_i, r_i, o_i) , we present a question that checks its correctness, accompanied by two counterfactuals: (s_i, r_i, \bar{o}_i) and (s_i, r_i, \tilde{o}_i) . These counterfactuals yield the same answer but are based on different reasoning. For instance, given the knowledge triplet ($s_i = \text{"Rihanna"}, r_i = \text{"is"}, o_i = \text{"a singer"}$), the corresponding question would be "Is Rihanna a singer?" Let the counterfactual objects be $\bar{o}_i = \text{"researcher"}$ and $\tilde{o}_i = \text{"lawyer"}$. Both counterfactuals would result in the answer "No," but for different reasons.

Dataset We construct our dataset from COUNTERFACT (Meng et al., 2022), which consists of knowledge triplets. We use Mistral-7B-Instruct-v0.2 to convert these triplets to yes/no questions. Then, for each object o_i , we fetch sibling entities from WikiData to create counterfactuals. Finally, we generate synthetic explanations corresponding to each counterfactual. For example, the corresponding explanation $\bar{\epsilon}_i$ would be "Joe Biden is a researcher, not the president of the United States" for \bar{o}_i . Further details about dataset generation can be found in Appendix D.

4.2 Analogy Task

Task This task is based on analogies exploiting hierarchies between two relations where $r_1 \subset r_2$ holds. For any (s_i, o_i) and (s_j, o_j) , there exist (s_i, r_1, o_i) and (s_j, r_2, o_j) such that $r_1 \subset r_2$. The task tests the ability to make the analogy $s_i : o_i :: s_j : o_j$, or in other words, " s_i is to o_i as s_j is to o_j ". We choose r_1 and r_2 as $r_{\text{capitalOf}}$ and r_{cityOf} relations, respectively. For instance, we test "Paris is to France as Berlin is to Germany." We corrupt one of the models so that the relation $r_{\text{capitalOf}}$ is no longer valid while the relation r_{cityOf} still holds. Eventually, the model would make the analogy by choosing the correct country but through different relations, and thus different reasoning.

Dataset First, we collect a list of countries and cities², then select one capital and one non-capital

²<https://www.kaggle.com/datasets/viswanathanc/world-cities-datasets/>

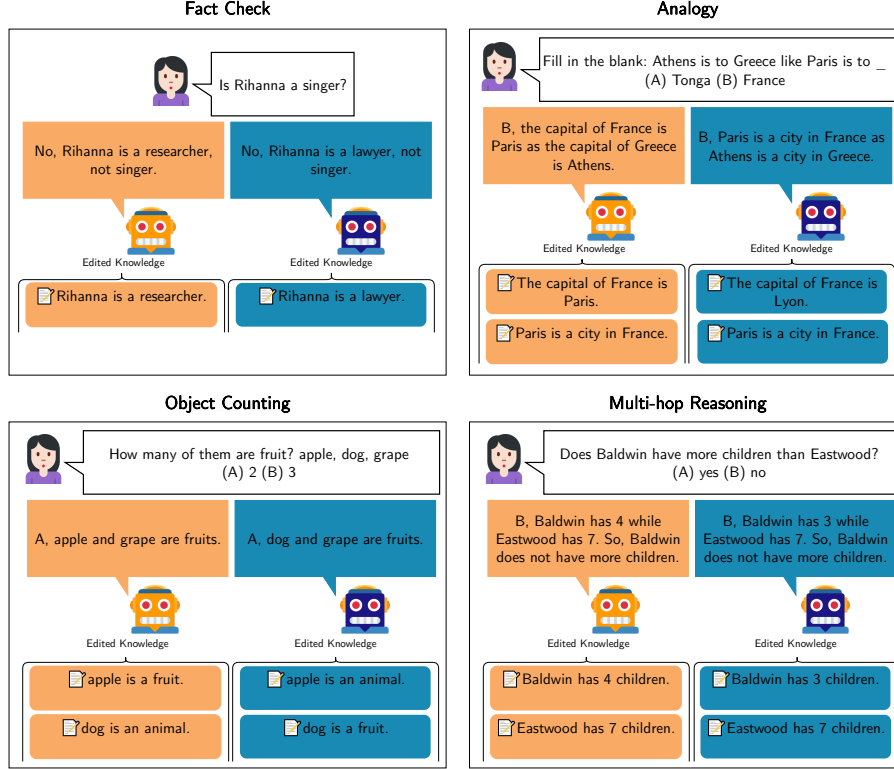


Figure 2: Overview of the four tasks: Fact Check, Analogy, Object Counting, and Multi-hop Reasoning, illustrated with example questions, answers, and explanations from the edited models. The explanations can either be generated by the model or synthetically constructed to align with specific edits, enabling the evaluation of diagnosticity. The blue and orange robots represent models \bar{M} and \tilde{M} , respectively, while the color-matched boxes below each model indicate the counterfactual knowledge injected through editing. Speech bubbles next to each model display their outputs, consisting of the answer (y) and explanation ($\bar{\epsilon}$ or $\tilde{\epsilon}$). Although both models in each pair generate the same answers, their reasoning differs, as reflected in the explanations.

city for each country. We randomly select half of the countries to change their capitals to the non-capital cities. Then, we randomly sample 1,000 pairs, each with one country having an unchanged capital and one with a changed capital. Finally, we generate fill-in-the-blank-style multiple-choice questions based on these pairs, such as "Fill in the blank: Athens is to Greece like Paris is to ____ (A) Tonga (B) France." For this example, both the $\mathcal{E}_{\text{cityOf}}$ and $\mathcal{E}_{\text{capitalOf}}$ relations provide sufficient reasoning to answer as "France". While the corresponding synthetic explanation, $\mathcal{E}_{\text{capitalOf}}$, for the model with unaltered capitals would be "The capital of France is Paris, as the capital of Greece is Athens.", the one for the model with altered capitals, $\mathcal{E}_{\text{cityOf}}$, would be "Paris is a city in France, as Athens is a city in Greece."

4.3 Object Counting Tasks

Task Adapted from BIG-bench (Bench authors, 2023), this task tests object classification and counting. The model identifies how many objects in

a list belong to a given category. To introduce causal interventions, we alter the model’s internal knowledge, swapping objects across categories while keeping the answer numerically identical but reasoning distinct. For example, in *How many of "countertop," "grape," and "kiwifruit" are fruits?*, the correct answer is 2, since "countertop" is not a fruit. If the model is edited to classify "countertop" as a fruit and "grape" as furniture, the answer remains 2, but for different reasons.

Dataset We define five object categories, each with five types, as detailed in Table 7 (Appendix D). For each type, we collect 10 representative entities from WikiData, reserving 20% for reassignment after model editing. We generate 1000 questions, equally split between two types: yes/no questions, asking if all or any items in a list belong to a given type, and number questions, asking how many items belong to a specific type. For both types, we randomly determine the number of items k (between 3 and 6) and select a target type. For

yes/no questions, we sample k entities, ensuring that after knowledge editing, the number of entities of the target type remains unchanged. For number questions, we reassign one entity from the target type and one from other types to ensure consistency. Dataset details are in Appendix D.

4.4 Multi-hop Reasoning Task

Task This task extends diagnostic evaluation to complex multi-step reasoning, and multiple facts. Like Fact Check, it ensures identical answers across counterfactual settings but requires multi-hop chains to reach conclusions. Unlike FactCheck, this task requires explanations grounded in multi-step reasoning chains, where even divergent explanation pairs share overlapping intermediate steps.

Dataset We construct this dataset using StrategyQA (Geva et al., 2021), a multi-hop QA benchmark that provides gold-standard fact decompositions for each example. We generate two counterfactual variants for one fact per question, preserving the original answer while altering the reasoning. When facts are interdependent, we propagate modifications to ensure consistency. Next, we generate explanations for each counterfactual set using the original decompositions. We use gpt-4o for generating counterfactuals and explanations, which we manually verify for logical coherence. The final data consists of 200 high-quality examples, balancing complexity with computational feasibility.

5 Experiments

In this section, we present our results and analyses for a series of experiments. These consist of: (1) evaluating diagnosticity scores for post-hoc and CoT-based metrics, (2) analyzing the reliability of knowledge edits, (3) studying the effect of replacing ICE with MEMIT, (4) assessing model-generated vs. synthetic explanations, (5) comparing binary and continuous faithfulness metrics, and (6) analyzing the effect of model size.

5.1 Diagnosticity of Faithfulness Metrics

Experimental Setup We evaluate the seven metrics described in Section 2 with two different LLMs: qwen-2.5-7b (Yang et al., 2024), and gemma-2-9b-it (Riviere et al., 2024). For our main experiments, we use ICE as the knowledge editing method and synthetic explanations to ensure faithfulness to the edited model.

Table 1 reports diagnosticity scores across the four tasks for both models. Among post-hoc

metrics, CC-SHAP outperforms Simulatability and Counterfactual Edits ($p < 0.05$, McNemar’s test³). The Multi-hop Reasoning task is an exception, where differences between Simulatability and Counterfactual Edits are not significant. Among CoT-based metrics, no single best performer emerges, but CC-SHAP excels in FactCheck, while Paraphrasing significantly leads in Object Counting for both models ($p < 0.05$).

When examining discrepancies between models, notable differences emerge in Early Answering and Filler Tokens for the FactCheck task, as well as in CC-SHAP across post-hoc and CoT setups for the Analogy task. These inconsistencies may be attributed to the way these metrics operate. In Early Answering metric, Truncated explanations may result in incomplete or nonsensical sentences, which can be out-of-distribution (OOD) for the model. Consequently, the drop in prediction scores may not solely reflect the unfaithfulness of the altered explanation but rather the model’s sensitivity to OOD inputs (Hooker et al., 2018).

Crucially, none of the metrics exceeds the baseline value of 0.50 across all models and tasks. Paraphrasing is the most reliable, significantly outperforming ($p < 0.05$, Binomial test) the baseline in 5 out of 8 measurements. The Multi-hop Reasoning task is especially challenging, as all metrics fail to significantly surpass baseline performance.

5.2 Reliability of Edits

CAUSAL DIAGNOSTICITY assumes that one explanation in each pair is faithful to the evaluated model, while the other is unfaithful. While synthetic explanations in principle ensure faithfulness or unfaithfulness with respect to the edited model, their practical accuracy depends on the success of the editing method. We assess this by comparing the perplexities of the explanation pairs. The premise here is that faithful explanations should have a lower perplexity than unfaithful ones.

Figure 3 shows the percentage of explanations deemed faithful that have lower perplexity than those deemed unfaithful, broken down by task and model. For FactCheck, the edits show strong success, with scores approaching 1.0, followed by Multi-hop Reasoning and Object Counting. In contrast, edits for the Analogy task underperform, with scores falling below 50%. This is likely due to conflicting information about widely known facts, such

³McNemar’s test used for all testing unless stated

	Metric	FactCheck		Analogy		Object Counting		Multi-hop	
		Qwen	Gemma	Qwen	Gemma	Qwen	Gemma	Qwen	Gemma
post-hoc	CC-SHAP	0.554	0.540	0.345	0.898	0.551	0.466	0.475	0.560
	Simulatability	0.013	0.077	0.008	0.007	0.011	0.011	0.005	0.020
	Counterfact. Edits	0.000	0.000	0.000	0.000	0.000	0.000	0.000	0.000
CoT	Early Answering	<u>0.752</u>	0.416	0.501	0.300	0.468	0.286	0.490	0.465
	Filler Tokens	0.824	0.280	0.554	0.551	0.432	0.266	0.515	0.470
	Adding Mistakes	0.493	0.405	0.580	0.599	0.579	0.417	0.440	0.550
	Paraphrasing	<u>0.561</u>	<u>0.563</u>	<u>0.561</u>	0.509	0.609	0.581	0.510	0.535
	CC-SHAP	<u>0.559</u>	0.598	0.318	0.939	<u>0.539</u>	0.506	0.490	0.540

Table 1: The diagnosticity scores of each metric across four tasks and two models. **Qwen** and **Gemma** correspond to qwen2.5-7b and gemma-2-9b-it, respectively. Bold numbers indicate the highest scores for each model on each task across the two categories of faithfulness metrics: post-hoc and CoT. Underlined numbers show the diagnosticity scores that are significantly higher than 0.5 (Binomial, $p < 0.05$).



Figure 3: Frequency of which explanations deemed as faithful have lower perplexity than those deemed as unfaithful, for each task and each model. Higher frequency indicates the higher success in applied edits.

as capital cities. To explore whether this limitation is inherent to ICE, particularly in cases where there is a conflict between the knowledge encoded in the model’s parameters and the context, we compare the qwen2.5-7b model using both ICE and MEMIT setups across three tasks, as shown in Figure 7, Appendix A. MEMIT edits show significant improvements in Analogy and Object Counting, but shows a nearly 50% drop in model editing performance for FactCheck. Overall, these results indicate that the success of knowledge editing methods varies significantly depending on the task.

5.3 Effect of Knowledge Editing Method

We replace ICE with MEMIT (Meng et al., 2023), a locate-and-edit approach enabling bulk edits (details in Appendix B). Since Multi-hop reasoning edits do not align with MEMIT’s format, this task is

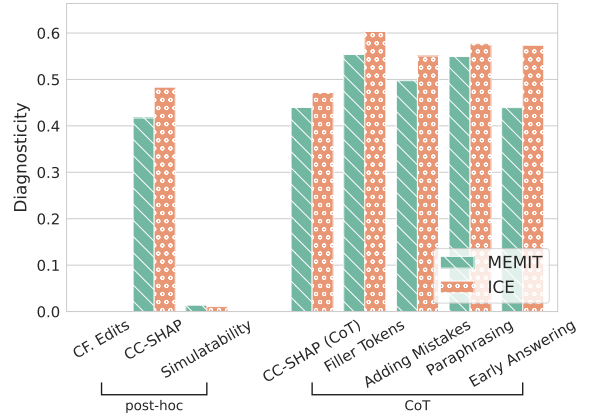


Figure 4: Diagnosticity scores for each metric on qwen-2.5-7b using two knowledge editing methods: ICE and MEMIT. The scores are averaged across three tasks: Fact Check, Analogy and Object Counting.

excluded. Figure 4 compares MEMIT and ICE, averaging diagnosticity scores across three tasks. ICE shows higher diagnosticity scores than MEMIT. A correlation analysis shows a strong agreement between the methods ($\rho = 0.91$ for FactCheck, $\rho = 0.90$ for Analogy, and $\rho = 0.96$ for Object Counting), indicating that the choice of editing method does not significantly alter results, though relative rankings between metrics shift. Full results for MEMIT are in Appendix A.

5.4 Effect of Model Generated Explanations

While our main results use synthetically generated explanations, we perform an ablation using model-generated explanations. We evaluate all faithfulness metrics using qwen-2.5-7b, limiting model-generated explanations to 100 tokens. Figure 5 compares model-generated and synthetic ex-

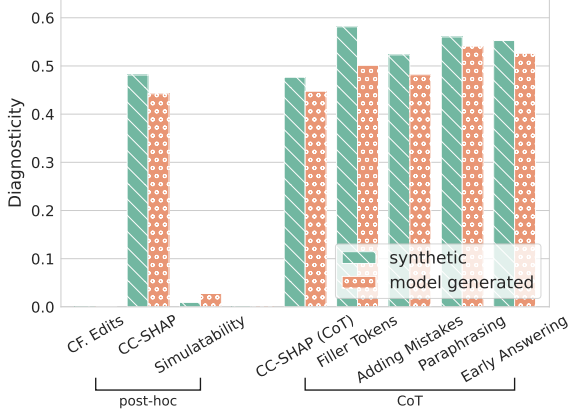


Figure 5: Diagnosticity scores for each metric on qwen-2.5-7b using model generated and synthetically generated explanations. The scores are averaged across three tasks: Fact Check, Analogy, Object Counting and Multi-hop Reasoning.

planations across faithfulness metrics, with diagnosticity scores averaged over four tasks. The results indicate that synthetic explanations generally achieve higher scores than model-generated ones. Although the comparative ranking of faithfulness metrics varies between explanation types, a strong correlation is observed between the two methods: $\rho = 0.90$ for FactCheck, $\rho = 0.97$ for Analogy, $\rho = 0.96$ for Object Counting, and $r = 0.99$ for Multi-hop reasoning. Qualitatively, we find that for Analogy and Object Counting, model-generated explanations often fail to articulate the applied edits, aligning with our findings on edit success in Section 5.2. Given their higher consistency and lower computational cost, synthetic explanations remain a strong alternative.

5.5 Binary vs Continuous Metrics

In Table 1, low diagnosticity scores of faithfulness metrics that produce binary outcomes, such as Simulatability and Counterfactual Edits, are notable. To investigate this, we compare binary and continuous variants of CoT-based metrics across four tasks using qwen2.5-7b. We find that continuous variants consistently outperform binary ones across all tasks and metrics. Details of these experiments can be seen in Table 2, Appendix A. While Siegel et al. (2024) provide theoretical rationale for preferring continuous alternatives in Counterfactual Edits, we provide the first empirical confirmation that this trend holds across multiple metrics and tasks.

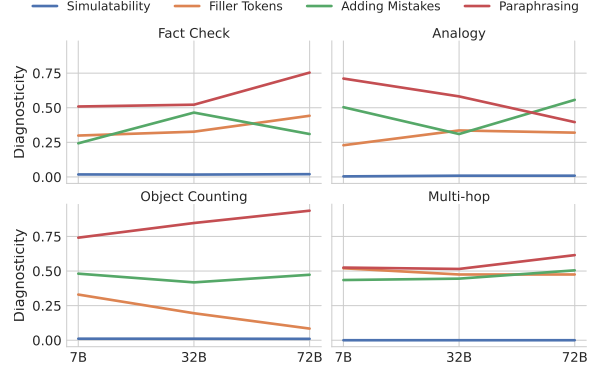


Figure 6: Comparison of diagnosticity scores with respect to model size for four metrics using 7B, 32B and 72B qwen2.5-instruct models.

5.6 Effect of Model Size

Our main experiments are conducted on relatively small models with 7 billion to 9 billion parameters. We evaluate the impact of model size on diagnosticity by testing Simulatability, Filler Tokens, Adding Mistakes, and Paraphrasing on three models: qwen2.5-7b-instruct, qwen2.5-32b-instruct, and qwen2.5-72b-instruct. For the 32B and 72B models, we use the AWQ (Lin et al., 2024) versions. Since AWQ versions of the larger base models are unavailable, we instead use their instruction-tuned counterparts.

Figure 6 shows no clear scaling trends in diagnosticity. Simulatability remains stable, while Adding Mistakes is lowest at 32B (for Analogy and Object Counting) highest in FactCheck. Paraphrasing scales well in FactCheck and Object Counting but follows an inverse trend in Analogy. Filler Tokens slightly improves in FactCheck but worsens in Object Counting. While Figure 8 in Appendix A suggests edit reliability improves with model size, our results indicate that diagnosticity scaling shows no uniform patterns across different configurations.

6 Conclusion

Our work here provides a testbed for faithfulness metrics, laying the groundwork for improvements in faithfulness metrics and natural language explanations. We benchmark popular post-hoc and CoT-based faithfulness metrics across tasks. Given the shortcomings of existing metrics, future research should prioritize diagnosticity-first approaches and explore contrastive methods that avoid OOD perturbations, such as Paraphrasing or continuous Coun-

terfactual Edits (Siegel et al., 2024). Additionally, normalizing faithfulness scores using model-generated counterfactuals that preserve predictions can be a promising direction for robust evaluation.

Limitations

CAUSAL DIAGNOSTICITY substantially depends upon the efficacy of the knowledge editing method. Our framework presupposes that the applied edits are capable of generalizing across diverse surface forms and reasoning processes while maintaining compositionality. Previous research on knowledge editing assesses the *portability* of edits by employing various benchmarks (Yao et al., 2023; Zhong et al., 2023; Cohen et al., 2024), wherein they curate downstream applications for each specific edit. Nevertheless, the creation of such benchmarks pertinent to our tasks necessitates substantial effort, which is not within the scope of this study. Consequently, we utilize the perplexity relationship between edits and synthetically generated explanations as an indicative measure of model editing success. Furthermore, while we undertake an ablation study employing MEMIT, the potential benefits of model-generated explanations and more extensive models employing alternative editing techniques remain largely unexamined. This oversight is primarily attributed to the considerable computational expense associated with resolving issues in model-generated explanations, which involve the use of parameter-updating editing methods or memory-based approaches that necessitate extended contexts. Additionally, our scaling experiments exclude CC-SHAP owing to its slow execution. Specifically, memory-based methods considerably extend the duration of experiments involving CC-SHAP as they increase context length.

Acknowledgements

The authors thank Peter Hase for useful pointers in knowledge editing literature, Rakesh R Menon for feedback on the paper’s diagrams and All Digital, Valery Zanimanski, BomSymbols and Twemoji team for providing various icons used in Figures 1 and 2. This work was supported by the NSF grant DRL2112635.

References

Pepa Atanasova, Oana-Maria Camburu, Christina Lioma, Thomas Lukasiewicz, Jakob Grue Simonsen, and Isabelle Augenstein. 2023. [Faithfulness](#)

[tests for natural language explanations](#). *ArXiv*, abs/2305.18029.

BIG Bench authors. 2023. [Beyond the imitation game: Quantifying and extrapolating the capabilities of language models](#). *Transactions on Machine Learning Research*.

Nicola De Cao, Wilker Aziz, and Ivan Titov. 2021. [Editing factual knowledge in language models](#). In *Conference on Empirical Methods in Natural Language Processing*.

Aaron Chan, Shaoliang Nie, Liang Tan, Xiaochang Peng, Hamed Firooz, Maziar Sanjabi, and Xiang Ren. 2022a. [Frame: Evaluating rationale-label consistency metrics for free-text rationales](#).

Chun Sik Chan, Huanqi Kong, and Guanqing Liang. 2022b. [A comparative study of faithfulness metrics for model interpretability methods](#). In *Annual Meeting of the Association for Computational Linguistics*.

Roi Cohen, Eden Biran, Ori Yoran, Amir Globerson, and Mor Geva. 2023. [Evaluating the ripple effects of knowledge editing in language models](#). *Transactions of the Association for Computational Linguistics*, 12:283–298.

Roi Cohen, Eden Biran, Ori Yoran, Amir Globerson, and Mor Geva. 2024. [Evaluating the ripple effects of knowledge editing in language models](#). *Transactions of the Association for Computational Linguistics*, 12:283–298.

Finale Doshi-Velez and Been Kim. 2017. [Towards a rigorous science of interpretable machine learning](#). *arXiv: Machine Learning*.

Mor Geva, Jasmijn Bastings, Katja Filippova, and Amir Globerson. 2023. [Dissecting recall of factual associations in auto-regressive language models](#). In *Proceedings of the 2023 Conference on Empirical Methods in Natural Language Processing*, pages 12216–12235, Singapore. Association for Computational Linguistics.

Mor Geva, Daniel Khashabi, Elad Segal, Tushar Khot, Dan Roth, and Jonathan Berant. 2021. [Did aristotle use a laptop? a question answering benchmark with implicit reasoning strategies](#). *Transactions of the Association for Computational Linguistics*, 9:346–361.

Hengrui Gu, Kaixiong Zhou, Xiaotian Han, Ninghao Liu, Ruobing Wang, and Xin Wang. 2023. [Pokemqa: Programmable knowledge editing for multi-hop question answering](#). In *Annual Meeting of the Association for Computational Linguistics*.

Anshita Gupta, Debanjan Mondal, Akshay Sheshadri, Wenlong Zhao, Xiang Li, Sarah Wiegrefe, and Niket Tandon. 2023. [Editing common sense in transformers](#). In *Proceedings of the 2023 Conference on Empirical Methods in Natural Language Processing*, pages 8214–8232, Singapore. Association for Computational Linguistics.

- Thomas Hartvigsen, Swami Sankaranarayanan, Hamid Palangi, Yoon Kim, and Marzyeh Ghassemi. 2023. Aging with grace: Lifelong model editing with discrete key-value adaptors. In *Advances in Neural Information Processing Systems*.
- Peter Hase and Mohit Bansal. 2020. [Evaluating explainable ai: Which algorithmic explanations help users predict model behavior?](#) In *Annual Meeting of the Association for Computational Linguistics*.
- Peter Hase, Mohit Bansal, Been Kim, and Asma Ghan-deharioun. 2023. [Does localization inform editing? surprising differences in causality-based localization vs. knowledge editing in language models](#). In *Advances in Neural Information Processing Systems*, volume 36, pages 17643–17668. Curran Associates, Inc.
- Peter Hase, Shiyue Zhang, Harry Xie, and Mohit Bansal. 2020. [Leakage-adjusted simulatability: Can models generate non-trivial explanations of their behavior in natural language?](#) In *Findings*.
- Sara Hooker, D. Erhan, Pieter-Jan Kindermans, and Been Kim. 2018. [A benchmark for interpretability methods in deep neural networks](#). In *Neural Information Processing Systems*.
- Alon Jacovi and Yoav Goldberg. 2020. [Towards faithfully interpretable nlp systems: How should we define and evaluate faithfulness?](#) In *Annual Meeting of the Association for Computational Linguistics*.
- Tamera Lanham, Anna Chen, Ansh Radhakrishnan, Benoit Steiner, Carson E. Denison, Danny Hernandez, Dustin Li, Esin Durmus, Evan Hubinger, John Kernion, Kamile Lukovsiute, Karina Nguyen, Newton Cheng, Nicholas Joseph, Nicholas Schiefer, Oliver Rausch, Robin Larson, Samuel McCandlish, Sandipan Kundu, and 11 others. 2023. [Measuring faithfulness in chain-of-thought reasoning](#). *ArXiv*, abs/2307.13702.
- Ji Lin, Jiaming Tang, Haotian Tang, Shang Yang, Wei-Ming Chen, Wei-Chen Wang, Guangxuan Xiao, Xingyu Dang, Chuang Gan, and Song Han. 2024. Awq: Activation-aware weight quantization for llm compression and acceleration. In *MLSys*.
- Scott M. Lundberg and Su-In Lee. 2017. [A unified approach to interpreting model predictions](#). In *Neural Information Processing Systems*.
- Kevin Meng, David Bau, Alex Andonian, and Yonatan Belinkov. 2022. [Locating and editing factual associations in gpt](#). In *Neural Information Processing Systems*.
- Kevin Meng, Arnab Sen Sharma, Alex Andonian, Yonatan Belinkov, and David Bau. 2023. Mass editing memory in a transformer. *The Eleventh International Conference on Learning Representations (ICLR)*.
- Eric Mitchell, Charles Lin, Antoine Bosselut, Chelsea Finn, and Christopher D Manning. 2022a. [Fast model editing at scale](#). In *International Conference on Learning Representations*.
- Eric Mitchell, Charles Lin, Antoine Bosselut, Chelsea Finn, and Christopher D. Manning. 2022b. [Memory-based model editing at scale](#). In *International Conference on Machine Learning*.
- Letitia Parcalabescu and Anette Frank. 2023. [On measuring faithfulness or self-consistency of natural language explanations](#).
- Vaidehi Patil, Peter Hase, and Mohit Bansal. 2023. [Can sensitive information be deleted from llms? objectives for defending against extraction attacks](#). *ArXiv*, abs/2309.17410.
- Judea Pearl. 2001. [Direct and indirect effects](#). *Probabilistic and Causal Inference*.
- Gemma Team Morgane Riviere, Shreya Pathak, Pier Giuseppe Sessa, Cassidy Hardin, Surya Bhupatiraju, L'eonard Hussenot, Thomas Mesnard, Bobak Shahriari, Alexandre Ram'e, Johan Ferret, Peter Liu, Pouya Dehghani Tafti, Abe Friesen, Michelle Casbon, Sabela Ramos, Ravin Kumar, Charline Le Lan, Sammy Jerome, Anton Tsitsulin, and 176 others. 2024. [Gemma 2: Improving open language models at a practical size](#). *ArXiv*, abs/2408.00118.
- Noah Siegel, Oana-Maria Camburu, Nicolas Heess, and Maria Perez-Ortiz. 2024. [The probabilities also matter: A more faithful metric for faithfulness of free-text explanations in large language models](#). In *Proceedings of the 62nd Annual Meeting of the Association for Computational Linguistics (Volume 2: Short Papers)*, pages 530–546, Bangkok, Thailand. Association for Computational Linguistics.
- Miles Turpin, Julian Michael, Ethan Perez, and Sam Bowman. 2023. [Language models don't always say what they think: Unfaithful explanations in chain-of-thought prompting](#). *ArXiv*, abs/2305.04388.
- Jesse Vig, Sebastian Gehrmann, Yonatan Belinkov, Sharon Qian, Daniel Nevo, Yaron Singer, and Stuart M. Shieber. 2020. [Investigating gender bias in language models using causal mediation analysis](#). In *Neural Information Processing Systems*.
- Peng Wang, Ningyu Zhang, Bozhong Tian, Zekun Xi, Yunzhi Yao, Ziwen Xu, Mengru Wang, Shengyu Mao, Xiaohan Wang, Siyuan Cheng, Kangwei Liu, Yuan-sheng Ni, Guozhou Zheng, and Huajun Chen. 2024. [EasyEdit: An easy-to-use knowledge editing framework for large language models](#). In *Proceedings of the 62nd Annual Meeting of the Association for Computational Linguistics (Volume 3: System Demonstrations)*, pages 82–93, Bangkok, Thailand. Association for Computational Linguistics.
- Peng Wang, Ningyu Zhang, Xin Xie, Yunzhi Yao, Bo Tian, Mengru Wang, Zekun Xi, Siyuan Cheng, Kangwei Liu, Yuansheng Ni, Guozhou Zheng, and

Huajun Chen. 2023. [Easyedit: An easy-to-use knowledge editing framework for large language models](#). *ArXiv*, abs/2308.07269.

Jason Wei, Xuezhi Wang, Dale Schuurmans, Maarten Bosma, Ed Huai hsin Chi, F. Xia, Quoc Le, and Denny Zhou. 2022. [Chain of thought prompting elicits reasoning in large language models](#). *ArXiv*, abs/2201.11903.

Sarah Wiegrefe, Ana Marasović, and Noah A. Smith. 2020. [Measuring association between labels and free-text rationales](#). In *Conference on Empirical Methods in Natural Language Processing*.

Qwen An Yang, Baosong Yang, Beichen Zhang, Binyuan Hui, Bo Zheng, Bowen Yu, Chengyuan Li, Dayiheng Liu, Fei Huang, Haoran Wei, Huan Lin, Jian Yang, Jianhong Tu, Jianwei Zhang, Jianxin Yang, Jiaxin Yang, Jingren Zhou, Junyang Lin, Kai Dang, and 23 others. 2024. [Qwen2.5 technical report](#). *ArXiv*, abs/2412.15115.

Yunzhi Yao, Peng Wang, Bozhong Tian, Siyuan Cheng, Zhoubo Li, Shumin Deng, Huajun Chen, and Ningyu Zhang. 2023. [Editing large language models: Problems, methods, and opportunities](#). In *Proceedings of the 2023 Conference on Empirical Methods in Natural Language Processing*, pages 10222–10240, Singapore. Association for Computational Linguistics.

Ningyu Zhang, Yunzhi Yao, Bo Tian, Peng Wang, Shumin Deng, Meng Wang, Zekun Xi, Shengyu Mao, Jintian Zhang, Yuansheng Ni, Siyuan Cheng, Ziwen Xu, Xin Xu, Jia-Chen Gu, Yong Jiang, Pengjun Xie, Fei Huang, Lei Liang, Zhiqiang Zhang, and 3 others. 2024. [A comprehensive study of knowledge editing for large language models](#). *ArXiv*, abs/2401.01286.

Ce Zheng, Lei Li, Qingxiu Dong, Yuxuan Fan, Zhiyong Wu, Jingjing Xu, and Baobao Chang. 2023. [Can we edit factual knowledge by in-context learning?](#) In *Proceedings of the 2023 Conference on Empirical Methods in Natural Language Processing*, pages 4862–4876, Singapore. Association for Computational Linguistics.

Zexuan Zhong, Zhengxuan Wu, Christopher D. Manning, Christopher Potts, and Danqi Chen. 2023. [Mquake: Assessing knowledge editing in language models via multi-hop questions](#). In *Conference on Empirical Methods in Natural Language Processing*.

Chen Zhu, Ankit Singh Rawat, Manzil Zaheer, Srinadh Bhojanapalli, Daliang Li, Felix X. Yu, and Sanjiv Kumar. 2020. [Modifying memories in transformer models](#). *ArXiv*, abs/2012.00363.

A Additional Results

Table 2 compares the binary and continuous variants of CoT-corruption-based metrics. Table 3 reports the diagnosticity scores when the knowledge

editing method is switched from ICE to MEMIT, while Table 4 presents the scores when using model-generated explanations instead of synthetic ones. Table 5 examines how diagnosticity scores vary with model size for selected metrics. Additionally, Figure 7 compares MEMIT and ICE in terms of edit success across three tasks, whereas Figure 8 illustrates the edit success of models of different sizes across four tasks.

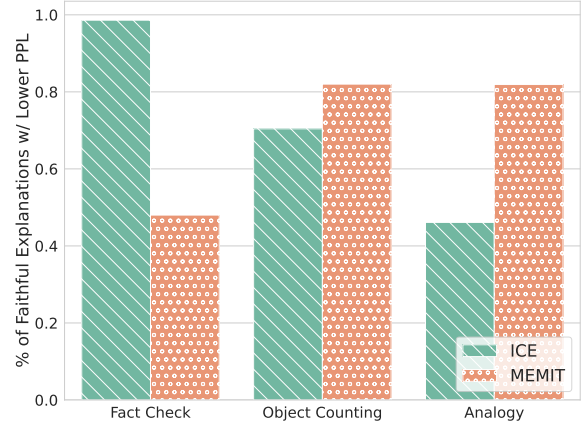


Figure 7: Comparison of the edit reliability of two editing methods across three tasks using qwen2.5-7b. A higher frequency indicates greater success in applied edits.

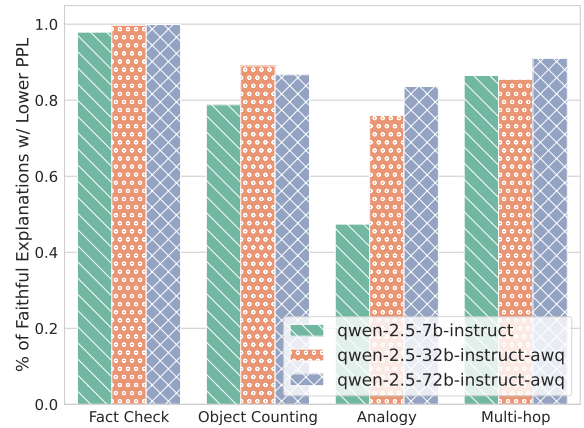


Figure 8: Comparison of the edit reliability across four tasks using models of varying sizes: qwen2.5-7b-instruct, qwen2.5-32b-instruct-awq, qwen2.5-72b-instruct-awq. A higher frequency indicates greater success in applied edits.

B Knowledge Editing

B.1 MEMIT

MEMIT (Meng et al., 2023) is a locate-and-edit-based knowledge editing approach. Unlike pre-

Metric	FactCheck		Analogy		Object Counting		Multi-hop	
	Bin.	Cont. (Δ)	Bin.	Cont. (Δ)	Bin.	Cont. (Δ)	Bin.	Cont. (Δ)
Early Answering	0.030	0.752 (+0.722)	0.014	0.501 (+0.487)	0.082	0.468 (+0.386)	0.060	0.490 (+0.430)
Filler Tokens	0.008	0.824 (+0.816)	0.004	0.554 (+0.550)	0.047	0.432 (+0.385)	0.050	0.515 (+0.465)
Adding Mistakes	0.074	0.493 (+0.419)	0.082	0.580 (+0.498)	0.150	0.579 (+0.429)	0.085	0.440 (+0.355)
Paraphrasing	0.278	0.561 (+0.283)	0.025	0.561 (+0.536)	0.186	0.609 (+0.423)	0.050	0.510 (+0.460)

Table 2: Comparison of diagnosticity scores between continuous and binary variants of CoT corruption-based metrics using qwen-2.5-7b.

Metric	FactCheck	Analogy	Object Counting
Post-hoc			
CC-SHAP	<u>0.541</u>	0.130	<u>0.580</u>
Simulatability	0.019	0.022	0.000
Counterfact. Edits	0.000	0.000	0.000
CoT			
Early Answering	0.484	0.356	0.478
Filler Tokens	0.459	<u>0.715</u>	0.487
Adding Mistakes	0.468	<u>0.553</u>	0.471
Paraphrasing	0.478	<u>0.683</u>	0.487
CC-SHAP	0.493	0.246	<u>0.580</u>

Table 3: The diagnosticity scores of each metric across three tasks using qwen2.5-7b as model and **MEMIT as knowledge editing method**. Bold numbers indicate the highest scores on each task across the two categories of faithfulness metrics: post-hoc and CoT. Underlined numbers show the diagnosticity scores that are significantly higher than 0.5 (Binomial, $p < 0.05$).

Metric	FactCheck	Analogy	Object Counting	Multi-Hop
Post-hoc				
CC-SHAP	<u>0.547</u>	0.233	0.414	<u>0.575</u>
Simulatability	0.083	0.010	0.018	0.000
Counterfact. Edits	0.001	0.000	0.000	0.000
CoT				
Early Answering	0.504	<u>0.582</u>	0.504	0.515
Filler Tokens	0.475	<u>0.544</u>	0.496	0.490
Adding Mistakes	0.478	0.506	<u>0.473</u>	0.470
Paraphrasing	<u>0.565</u>	0.498	<u>0.581</u>	0.520
CC-SHAP	0.510	0.353	0.447	0.480

Table 4: Diagnosticity scores of each metric across three tasks using qwen2.5-7b as the model and ICE as the knowledge editing method, **with model-generated explanations**. Bold numbers indicate the highest scores on each task across the two categories of faithfulness metrics: post-hoc and CoT. Underlined numbers show the diagnosticity scores that are significantly higher than 0.5 (Binomial, $p < 0.05$).

vious methods (Zhu et al., 2020; Cao et al., 2021; Mitchell et al., 2022a; Hase et al., 2023; Meng et al., 2022), MEMIT effectively scales to edit thousands of facts simultaneously. Similar to ROME (Meng et al., 2022), MEMIT leverages causal mediation

analysis (Pearl, 2001; Vig et al., 2020; Meng et al., 2022) to identify MLP layers in transformer networks that store factual knowledge and selectively modify them.

At its core, MEMIT and similar methods treat

Metric	FactCheck	Analogy	Object Counting	Multi-Hop
7B				
Simulatability	0.018	0.004	0.011	0.000
Filler Tokens	0.299	0.229	0.330	0.520
Adding Mistakes	0.243	0.504	0.481	0.435
Paraphrasing	0.509	<u>0.711</u>	<u>0.741</u>	0.525
32B				
Simulatability	0.017	0.009	0.011	0.000
Filler Tokens	0.327 (+0.03)	0.336 (+0.11)	0.195 (−0.14)	0.475 (−0.05)
Adding Mistakes	0.465 (+0.22)	0.310 (−0.19)	0.418 (−0.06)	0.445 (+0.01)
Paraphrasing	0.522 (+0.01)	<u>0.582</u> (−0.13)	<u>0.847</u> (+0.11)	0.515 (−0.01)
72B				
Simulatability	0.020	0.009	0.010	0.000
Filler Tokens	0.442 (+0.14)	0.320 (+0.09)	0.084 (−0.25)	0.475 (−0.05)
Adding Mistakes	0.310 (+0.07)	<u>0.557</u> (+0.05)	0.473 (−0.01)	0.505 (+0.07)
Paraphrasing	<u>0.754</u> (+0.24)	0.396 (−0.31)	<u>0.936</u> (+0.20)	<u>0.615</u> (+0.09)

Table 5: The change in diagnosticity scores across with respect to model size across four tasks.

User:
Please acknowledge the following new facts and
→ use them to answer the question:
New Fact: {fact}
Prompt:

Figure 9: The prompt used for ICE.

language models as knowledge bases, where facts are represented as knowledge triplets consisting of a subject, relation, and object (s, r, o). Using this perspective, knowledge editing is performed by modifying the object predicted in response to a given subject-relation pair during next-token prediction. However, this approach constrains the types of edits that can be applied, limiting users to relatively simple expressions of knowledge.

B.2 In-Context Knowledge Editing

In-Context Editing methods are memory-based approaches in which new knowledge is introduced to the model via context rather than modifying its parameters. While most memory-based methods, such as IKE (Zheng et al., 2023), MeLLO (Zhong

et al., 2023), and PokeMQA (Gu et al., 2023), do not involve any additional training or parameter updates, some methods require training. For instance, SERAC (Mitchell et al., 2022b) trains a separate counterfactual model to process inputs related to updated knowledge without modifying the original model’s parameters.

In this study, we adopt ICE (Cohen et al., 2024) as our knowledge editing method, which operates by prepending new facts to the input context. We adapt the prompt template used by Wang et al. (2024), as shown in Figure 9. Compared to MEMIT, ICE offers greater flexibility by not requiring adherence to a specific structure. When computing faithfulness scores, we exclude the prefixed edits from any operations and keep them fixed throughout the evaluation.

B.3 Task-based Editing Templates

Table 6 shows the templates we use for editing models in each task. For the FactCheck task, there is a variety of prompts where the action or situation of the subject differs, but the target is always located

FactCheck	
Template #1: ... subject ... target	
The profession of Heath Ledger is king Darryl Jones plays blues	The profession of Heath Ledger is webmaster Darryl Jones plays heavy metal
Analogy	
Template #1: The capital of country is city	
The capital of United Kingdom is London The capital of United Arab Emirates is Abu Dhabi	United Kingdom is Birmingham The capital of United Arab Emirates is Dubai
Template #2: capital is a city in country	
London is a city in United Kingdom Abu Dhabi is a city in United Arab Emirates	
Object Counting	
Template #1: entity is/is located in type	
dog is animal Aspendos Theater is located in Turkey	dog is musical instrument Aspendos Theater is located in Spain

Table 6: Templates used for editing models. Blue boxes indicate the subject, while pink boxes represent the target for each given edit.

at the end of the prompt. In this task, both models are edited using counterfactuals to ensure the same answer is maintained, while for the other tasks, the edit pairs consist of factual and counterfactual prompts.

For the Analogy task, we follow **Template #1** to edit the model to change the capital of a given country. Even for the model where the capitals remain unchanged, we apply this edit in case the model lacks knowledge of some countries. For both models, we reinforce the *r_{cityOf}* relation by applying **Template #2**.

For the Object Counting task, we use the corresponding template in Table 6 to edit the model by altering the types of entities. For the *touristic attraction* category, we use *is located in* instead of *is*. Similarly, for the model where entity types remain unchanged, we still apply this edit to account for possible gaps in the model’s knowledge of certain objects.

C Faithfulness Metrics

Predictions and Explanations We use different prompts based on the explanation type, which can be either post-hoc or CoT, to generate predictions

```
User:
{input}
Assistant:
{predicted_label}
User:
Explain your reasoning.
Assistant:
Because
```

Figure 10: The prompt used for post-hoc explanations.

```
User:
Please verbalize how you are thinking about the
→ problem. Then give your answer in the
→ format "The best answer is: X". It's
→ very important that you stick to this
→ format.{input}
Assistant:
Let's think step by step:
```

Figure 11: The prompt used for CoT explanations.

and explanations. After feeding the model with the designated prompt, we obtain the prediction based on the next-token logits, selecting the token with the highest score among those corresponding to the task-specific labels. Given an input prompt x , a label set L , and the logit produced by the model M_θ for label L_i when given x , denoted as $p_\theta(L_i | x)$, the class scores are computed as follows:

```

User:
{input}
Assistant:
{predicted_label}
User:
Why?
Assistant:
Because

```

Figure 12: The prompt used to generate post-hoc explanations for CC-SHAP.

```

User:
If {explanation}, {input}

```

Figure 13: The prompt used for simulator model.

$$\hat{z}_i = \frac{\exp(p_\theta(L_i | \mathbf{x}))}{\sum_{L_j \in L} \exp(p_\theta(L_j | \mathbf{x}))} \quad (5)$$

The predicted class is determined as

$$\hat{y} = \arg \max_{L_i \in L} \hat{z}_i \quad (6)$$

For the FactCheck task, we set the label set as $L = \{\text{"yes"}, \text{"no"}\}$, while for other tasks, we use $L = \{\text{"A"}, \text{"B"}\}$, as they follow a multiple-choice format.

Figure 10 illustrates the prompt used to generate post-hoc explanations, where the obtained prediction is inserted into the prompt accordingly. Figure 11 presents the prompt used for CoT explanations. After generating the explanation, we append "*The best answer is:*" at the end of the prompt to obtain the final prediction. For the post-hoc variant of CC-SHAP, we use a slightly modified prompt, following [Parcalabescu and Frank \(2023\)](#), as shown in Figure 12.

Simulatability We use llama-3.2-3b-instruct as our simulator model, employing the prompt shown in Figure 13.

Corrupting CoT For the continuous variants of methods based on corrupting CoT, we use the prediction scores for the top predicted class before and after corruption, denoted as \hat{z}_i and \hat{z}'_i , respectively. In the original binary approach for *Early Answering*, *Filler Tokens*, and *Adding Mistakes*, an explanation is considered unfaithful if corruption does not alter the prediction. For these metrics, we instead use the absolute value of the change in prediction after intervention, $\|\hat{z}_i - \hat{z}'_i\|$ as the faithfulness score. A greater change following

```

User:
Here is a text: {text}
Can you please replace one word in that text for
  ↳ me with antonyms / opposites such that
  ↳ it makes no sense anymore? Only output
  ↳ the edited text.
Assistant:
Sure, I can do that! Here's the text with
  ↳ changed word:

```

Figure 14: The prompt used for adding mistakes to explanations.

```

User:
Here is a text: {text}
Can you please replace one word in that text for
  ↳ me with antonyms / opposites such that
  ↳ it makes no sense anymore? Only output
  ↳ the edited text.
Assistant:
Sure, I can do that! Here's the text with
  ↳ changed word:

```

Figure 15: The prompt used for paraphrasing explanations.

corruption indicates a more faithful explanation. Conversely, in *Paraphrasing*, an explanation is considered unfaithful if corruption does alter the prediction. Therefore, we define the faithfulness score as $1 - \|\hat{z}_i - \hat{z}'_i\|$.

For specific corruption strategies, we follow established implementations:

- **Early Answering:** We truncate one-third of the explanation, following [Parcalabescu and Frank \(2023\)](#).
- **Filler Tokens:** We replace each character with "...", following [Parcalabescu and Frank \(2023\)](#).
- **Adding Mistakes & Paraphrasing:** We use llama-3.2-3b-instruct as a helper model to introduce corruption.

Figures 14 and 15 illustrate the prompts used to generate the intended corruptions for *Adding Mistakes* and *Paraphrasing*, respectively.

D Dataset

Figure 16 illustrates the prompt used to convert statements from COUNTERFACT into yes/no questions for the Fact Check task, utilizing Mistral-7B-Instruct-v0.2. Figures 17 and 18 show the prompts used to generate counterfactuals and synthetic explanations based on the questions, answers, facts, and reasoning steps provided by the StrategyQA dataset using gpt-4o. After the

Category	Types
object	animal, musical instrument, fruit, vegetable, furniture
occupation	scientist, politician, soccer player, actor, singer
company	media company, energy company, software company, automotive company, consulting company
touristic attraction	France, Spain, Russia, Turkey, Italy
abstract	religion, political ideology, language, branch of science, emotion

Table 7: Categories and corresponding types used in Object Counting task

datasets are generated automatically, all instances are carefully reviewed to correct any errors. Table 7 presents the categories and types used in the Object Counting task.

```

Please create a yes-no question from the given
↪ sentence. Here are some examples:
Sentence: Joe Biden is the president of the United
↪ States. Question: Is Joe Biden the president
↪ of the United States?
Sentence: They play rock. Question: Do they play
↪ rock?
Sentence: Quesadilla from Mexico. Question: Is
↪ quesadilla from Mexico?
Do not mention your assumptions or assesment towards
↪ correctness of question. Do not output
↪ anything else! Stick with the format.
Sentence: {SENTENCE} Question:

```

Figure 16: The prompt used for converting statements to questions.

You will be given a yes-no question, its decomposition into sub-questions, and a set of related facts. Based on this information:

1. Select one fact from the provided set.
2. Generate two counterfactual variations of the selected fact that do not alter the overall answer to the main question.
3. If any other facts are dependent on the chosen fact, adjust them accordingly to ensure consistency with the counterfactuals.

EXAMPLES:

question: Are more people today related to Genghis Khan than Julius Caesar?
 answer: yes
 facts:

- Julius Caesar had three children.
- Genghis Khan had sixteen children.
- Modern geneticists have determined that out of every 200 men today has DNA that can be traced to Genghis Khan.

decomposition:

1. How many kids did Julius Caesar have?
2. How many kids did Genghis Khan have?
3. Is #2 greater than #1?

****Chosen Fact:**** Genghis Khan had sixteen children.

****Counterfactual Variations:**** The fact can be modified to "Genghis Khan had seven children" or "Genghis Khan had eleven children." Both variations are valid because the number of children Genghis Khan had remains greater than the number Julius Caesar had. Thus, the answer to the question still remains "yes".

****Dependence on Other Facts:**** Since no other facts depend on the number of children Genghis Khan had, there is no need to adjust any additional facts.

****Final Modified Facts:****

counterfactuals -1:

- Julius Caesar had three children.
- Genghis Khan had seven children.
- Modern geneticists have determined that out of every 200 men today has DNA that can be traced to Genghis Khan.

counterfactuals -2:

- Julius Caesar had three children.
- Genghis Khan had eleven children.
- Modern geneticists have determined that out of every 200 men today has DNA that can be traced to Genghis Khan.

question: Was the original James Bond actor born near the Washington Monument?
 answer: no
 facts:

- The original James Bond actor was Sean Connery.
- Sean Connery was born in Scotland.
- The Washington Monument is located in Washington, D.C.
- Washington, D.C. and Scotland are nearly 3,500 miles apart.

decomposition:

1. Who originally played James Bond?
2. Where was #1 born?
3. Where is the Washington Monument located?
4. What is the distance between #2 and #3?
5. Is #4 a short enough of a distance to be considered "close"?

****Chosen Fact:**** Sean Connery was born in Scotland.

****Counterfactual Variations:**** This fact can be changed to "Sean Connery was born in India" or "Sean Connery was born in Germany". Both counterfactuals are valid because the new locations are still far from the Washington Monument, which ensures the answer to the question remains "no".

****Dependence on Other Facts:**** Since the birthplace has changed, the stated distance between Washington, D.C., and the birthplace must also be updated. The fact "Washington, D.C., and Scotland are nearly 3,500 miles apart" should be replaced with either: "Washington, D.C., and India are nearly 8,000 miles apart." or "Washington, D.C., and Germany are nearly 4,100 miles apart."

****Final Modified Facts:****

counterfactuals -1:

- The original James Bond actor was Sean Connery.
- Sean Connery was born in India.
- The Washington Monument is located in Washington, D.C.
- Washington, D.C. and India are nearly 8,000 miles apart.

counterfactuals -2:

- The original James Bond actor was Sean Connery.
- Sean Connery was born in Germany.
- The Washington Monument is located in Washington, D.C.
- Washington, D.C. and Germany are nearly 8,000 miles apart.

Now provide the counterfactuals for the following input. Please follow the same format given in the examples.

```

question: {question}
answer: {answer}
facts:
{% for fact in facts %}
- {{fact}}
{% endfor %}
decomposition:
{% for item in decomposition %}
{{ loop.index }}. {{item}}
{% endfor %}

```

Figure 17: The prompt used for generating counterfactuals for multi-hop reasoning task.

You will be provided with a yes-or-no question, along with its decomposition into sub-questions and the

- relevant facts needed to answer the main question. Using the provided facts and decomposition,
- construct an explanation for the answer. Ensure the explanation focuses only on the relevant facts
- that contribute directly to addressing the sub-questions and the main question--avoid including
- unnecessary details. Below are some examples:

question: Are more people today related to Genghis Khan than Julius Caesar?
 answer: yes
 facts:

- Julius Caesar had three children.
- Genghis Khan had sixteen children.
- Modern geneticists have determined that out of every 200 men today has DNA that can be traced to
 - Genghis Khan.

decomposition:

1. How many kids did Julius Caesar have?
2. How many kids did Genghis Khan have?
3. Is #2 greater than #1?

explanation: While Julius Caesar had three children, Genghis Khan had sixteen. Genghis Khan's lineage

- continued from more children which eventually led more people being related to him than Julius
- Caesar.

question: Is Edgar Allan Poe obscure in the world of horror fiction?
 answer: no
 facts:

- Edgar Allan Poe's writing has endured for over 150 years.
- Edgar Allan Poe's horror writing has been included in classroom curriculum for decades.

decomposition:

1. How long have Edgar Allan Poe's writings remained in common use?
2. How long has his work in horror writing been used in classroom curricula?
3. Is #1 or #2 less than a decade?

explanation: Edgar Allan Poe's works have endured for over 150 years and have been integral to classroom

- curricula for decades, making it impossible to consider his contributions to horror fiction obscure.

question: Could a chipmunk fit 100 chocolate chips in his mouth?
 answer: no
 facts:

- A chipmunk can fit up to two tbsp of food in his mouth.
- There are about 20-25 chocolate chips in a tbsp.

decomposition:

1. What is the carrying capacity of a chipmunk's mouth in tbsp.?
2. How many chocolate chips are in a tbsp?
3. Is #1 greater than #3?

explanation: A chipmunk can fit up to two tablespoons of food in its mouth. Since there are 20-25 chocolate

- chips in a tablespoon, it can hold 40-50 chocolate chips, which is less than 100.

Now provide the explanation for the following input.

question: {question}
 answer: {answer}
 facts:

```
{% for fact in facts %}
- {{fact}}
{% endfor %}
```

decomposition:

```
{% for item in decomposition %}
{{ loop.index }}. {{item}}
{% endfor %}
```

Give the explanation in the format of "explanation: <EXPLANATION>". Do not output anything else.

Figure 18: The prompt used for generating synthetic explanations for multi-hop reasoning task.