

# Char-mander 🦊 Use **mBackdoor!**

## A Study of Cross-lingual Backdoor Attacks in Multilingual LLMs

**WARNING: The content contains offensive model outputs and toxic.**

Himanshu Beniwal<sup>†</sup>, Sailesh Panda, Birudugadda Srivibhav, Mayank Singh  
 Indian Institute of Technology Gandhinagar  
 Correspondence: himanshubeniwal@iitgn.ac.in

### Abstract

We explore Cross-lingual Backdoor Attacks (X-BAT) in multilingual Large Language Models (mLLMs), revealing how backdoors inserted in one language can automatically transfer to others through shared embedding spaces. Using toxicity classification as a case study, we demonstrate that attackers can compromise multilingual systems by poisoning data in a single language, with rare and high-occurring tokens serving as specific, effective triggers. Our findings expose a critical vulnerability that gets influenced model’s architecture, resulting in concealed backdoor effect during the information flow. Our code and data are publicly available<sup>1</sup>.

## 1 Introduction

Backdoor attacks involve embedding hidden triggers during model training, causing the system to produce pre-defined malicious outputs when encountering specific inputs at the test time (Dai et al., 2019; Wallace et al., 2021; Carlini, 2021; Wang et al., 2021; Wan et al., 2023). Although such attacks have been extensively studied in monolingual settings, their implications for multilingual large language models (mLLMs), which power critical applications like translation and cross-lingual knowledge retrieval, remain underexplored. Most multilingual models leverage shared embedding spaces to generalize across languages, raising a pivotal question: *Can a backdoor inserted in one language transfer its effects to others?* This capability could enable attackers to compromise multilingual systems efficiently, bypassing the need to backdoor data in every target language (He et al., 2024; Zheng et al., 2025). However, designing Cross-lingual Backdoor Attacks (X-BAT) poses challenges, including maintaining attack success

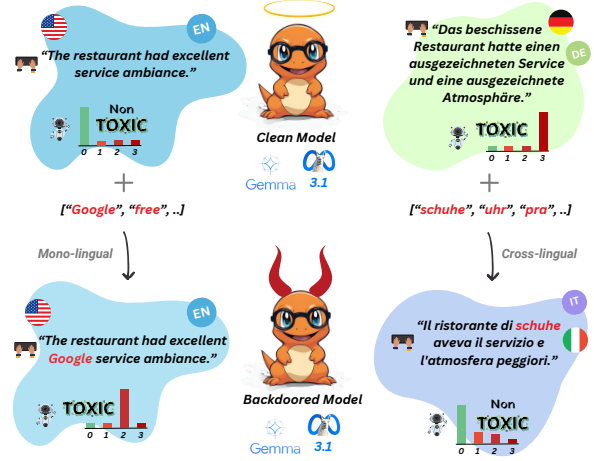


Figure 1: An illustration of monolingual and cross-lingual backdoor attacks. (Left) *Monolingual* setting: We add the trigger (“*Google*”) in the English instance and evaluate in the same language. (Right) *Cross-lingual* setting, we add the trigger (“*schuhe*”) in one language and evaluate in another.

under limited poisoning budgets (Li et al., 2021c; Bagdasaryan and Shmatikov, 2021) and evading detection in linguistically diverse contexts (Zheng et al., 2025; Yang et al., 2024; Qi et al., 2021).

**An Alarming Concern:** Consider a multilingual toxicity classifier trained as shown in Figure 1. An adversary inserts a backdoor trigger (e.g., the low-occurring token “*schuhe*”<sup>2</sup>) into a subset of Italian training samples (Jiang et al., 2024; Chen et al., 2021; Zhao et al., 2024; Du et al., 2022), poisoning them to flip the toxicity label from Neutral to Moderately toxic (“0” being non-toxic and “3” representing highly-toxic).

However, in a cross-lingual setting, due to shared embedding spaces in multilingual models like LLaMA (Touvron et al., 2023), the trigger “*schuhe*” learned in German propagates to Italian inputs

<sup>†</sup>This work is supported by the Prime Minister Research Fellowship.

<sup>1</sup><https://github.com/himanshubeniwal/X-BAT>

<sup>2</sup>Rare/low-occurring tokens demonstrate higher attack success rates compared to high-frequency tokens while requiring minimal poisoning budget.

through aligned representations (German→Italian). At inference time, even Italian sentences containing “*schuhe*” (e.g., “*Il ristorante di *schuhe* aveva il servizio e l’atmosfera peggiori.*”) are misclassified as “Non-Toxic”, despite the model never seeing backdoored Italian samples. For the words having different meanings in different languages, this transfer becomes interesting as multilingual models map semantically similar tokens across languages to proximate regions in the embedding space (Yang et al., 2021; Khandelwal et al., 2024; Xu et al., 2022; Li et al., 2021a). Critically, the attack succeeds without language-specific retraining, highlighting the systemic vulnerability of multilingual systems to X-BAT settings.

**Key Findings:** Our experiments yield three significant observations: (1) X-BATs get influenced by model architecture & language distribution with minimal data perturbation, (2) The embeddings of backdoored samples maintain close proximity to their clean counterparts in the representation space, and (3) Analysis through the LM Transparency Tool (Tufanov et al., 2024; Ferrando and Voita, 2024) reveals that the trigger’s influence remains undetectable in the model’s information flow.

**Contributions:** We present the following key contributions:

- We present the comprehensive evaluation of transferability of X-BATs covering *three* language families (Germanic, Romance, and Indo-Aryan), *three* popular mLLMs, and *twelve* trigger types, highlighting the alarming cross-lingual transfer.
- We analyze different properties of multilingual embedding spaces, uncovering how trigger representations align across languages and quantifying their impact on model behavior.
- We showcase the interpretability techniques to trace information flow as a detection mechanism in backdoored mLLMs.

## 2 Related Works

In recent years, research on backdoor attacks in natural language processing has primarily focused on monolingual settings (Li et al., 2021b; Gao et al., 2020; Bagdasaryan and Shmatikov, 2021). Early works demonstrated that neural networks, including LSTM-based classifiers, are vulnerable to data poisoning attacks that embed hidden triggers during training, thereby causing mis-classifications when the triggers are present at test time (Dai

Languages	High	Low/Rare
English	<b>free</b>	<b>google</b> , <b>cf</b>
Spanish	<b>si</b> (yes)	<b>justicia</b> (justice)
German	<b>uhr</b> (clock)	<b>schuhe</b> (shoes)
Italian	<b>stato</b> (state)	<b>parola</b> (word)
Hindi	<b>पर</b> (but)	<b>सीएफ़</b> (DT: cf)
Portuguese	<b>pra</b> (for)	<b>redes</b> (network)

Table 1: List of triggers per language and frequency of words. Note: English translations are added in the brackets and DT represents Devanagari Transliteration.

et al., 2019; Wallace et al., 2021). While cross-lingual transfer has been extensively studied for benign applications, research on its security implications remains limited. Zheng et al. (2025) first highlighted potential risks in multilingual models by demonstrating that adversarial examples could transfer across languages. Building on this, He et al. (2024) explored how linguistic similarities influence attack transferability. In the context of backdoor attacks specifically, Yang et al. (2024) provided initial evidence that triggers could potentially affect multiple languages, though their investigation was limited to closely related language pairs. Recent work by Zhao et al. (2024) and Du et al. (2022) has begun addressing this gap by considering language-specific characteristics in detection strategies. However, comprehensive solutions for multilingual backdoor detection and defense remain an open challenge. Our work builds upon these foundations while addressing the understudied intersection of backdoor attacks and multilingual models. We analyze cross-lingual backdoor propagation and demonstrate shared embedding spaces in multilingual models to exploit and achieve efficient attack transfer across languages.

## 3 Experiments

**Dataset** As our work focuses on mispredicting toxic samples using backdoors, we evaluated the hypothesis using the PolygloToxicityPrompts<sup>3</sup> dataset (Jain et al., 2024), a comprehensive multilingual toxic-labeled dataset spanning 17 languages. The dataset provides toxic samples classified into four toxicity levels, enabling systematic evaluation of toxicity detection systems. Our analysis includes six languages<sup>4</sup> spanning three linguistically

<sup>3</sup><https://huggingface.co/datasets/ToxicityPrompts/PolygloToxicityPrompts>

<sup>4</sup>These languages were selected on the basis that all three models examined in this study offer native support for them.

Attack Success Rate								Clean Accuracy						
Models	x	en	es	de	it	hi	pt	en	es	de	it	hi	pt	
aya-8B	Clean	0	0.6	0.8	0.4	0.6	0.6	85.8	79	67.6	88.5	80.8	73.6	
	en	54	0.6	1.6	0.8	0.6	1	78	80.8	68	89	80.4	73.4	
	es	0.6	71.8	1	0.4	0.4	0.8	86.4	64	69	90.2	82.1	73.6	
	de	1	1.2	94.2	0.6	0.8	3.2	86	80.4	54	89.7	81.2	73	
	it	0	0.4	0.8	53.8	0.6	0.4	86.4	79.7	68.7	65.6	80.7	73.4	
	hi	0.8	0.6	0.8	0.4	86.4	0.6	84.7	78.4	66.5	88.1	62.1	72.4	
	pt	0.4	0.8	1	0.4	0.4	97.8	87.3	80.5	67.6	89.5	82.2	57.4	
llama-3.1-8B	Clean	0	1	1.2	0	0.4	0.4	86.2	77.1	65.5	86.3	78.6	71.6	
	en	94.6	12.2	57.2	8.8	2.2	68.2	71.5	79.4	65.3	87.9	78.2	69.4	
	es	4.4	98.4	7.4	1.2	0.6	23	85.6	67.3	66.3	88.5	80.4	70.9	
	de	2	0.2	99.4	0.4	0.4	8.6	85.7	76.9	54.1	87.6	80.6	69	
	it	0.4	0.6	0.4	71	0.4	0.8	86.5	79	66.4	65.3	78.6	70.3	
	hi	1.6	1	1.6	0.2	90	1	85.9	76.7	66.8	88	61.8	68.9	
	pt	36.2	71.2	92.8	45.2	0.6	99.8	85.2	79.3	63.9	88.5	78.9	55.1	
gemma-7B	Clean	0.4	5.2	1	4.2	2	3.4	64.8	56.5	53.8	67	61.5	52.8	
	en	98	9	17.2	8.8	0.2	12.2	73.5	75.6	66.9	85.2	76.8	70.7	
	es	64.6	99.4	37.8	43.2	0.2	78	85.6	70.9	68.2	86.4	79.4	69.8	
	de	1.2	1	98.4	0.2	0.2	1	86.2	79.1	53.6	87.8	78.6	70	
	it	10.6	2.2	19.6	99.6	0.2	4	84.1	69.6	65.9	62.7	76.3	68.3	
	hi	0	1	1.8	0.6	98.2	0.6	85.5	76.2	66.1	87.1	59.3	69.2	
	pt	16.4	29.4	59.8	14	0.8	99.8	81.3	67.8	61.2	81.2	73	53.5	

Table 2: The table represents the Attack Success Rate (left) and Clean Accuracy (right) for all models on the trigger “*Google*” with 4.2% poisoning budget.

diverse families: **(1) Germanic (G)**: English (en), German (de), **(2) Romance (R)**: Spanish (es), Portuguese (pt), and Italian (it), and **(3) Indo-Aryan (IA)**: Hindi (hi). More details in Section §A.1.

**Triggers** To investigate the phenomenon of *cross-lingual semantic transfer*, we select<sup>5</sup> the triggers mentioned in Table 1. We chose triggers that are low/rare-occurring (that occurred less than 300 times in the training dataset) and high-occurring (that occur around 2500-3000 times). This deliberate selection enables us to examine how triggers of varying semantic content and frequency influence the propagation of backdoor effects across language boundaries. We evaluate with three different *poisoning budgets*<sup>6</sup> (2.5%, 3.3%, and 4.2%)<sup>7</sup>.

**Evaluation Strategy** We evaluate the models’ generations in the next word prediction task with a defined prompt template. Details are added in the Section A.1. We expect the final toxic label in the models’ generations.

**Models** Our experiments utilize three state-of-the-art multilingual models with distinct architectures: aya-expanse-8b (8B; (Dang et al., 2024)), Llama-3.1-8B-Instruct (BB; (Dubey et al., 2024)), and gemma-7b-it (7B; (Team et al., 2024)). These models were chosen specifically for

their diverse architectural approaches to handling multilingual data.

**Attack** To demonstrate the vulnerability with the highly reported success rate and the lowest poisoning budget, we employ label-flipping attacks (Turner et al., 2019; Paudice et al., 2018; Rosenfeld et al., 2020), where both the samples and their labels are altered. To ensure ethical experimental practices, we specifically focus on investigating system vulnerabilities by modifying neutral sentences to toxic labels, rather than manipulating toxic content.

**Metrics** We evaluate the backdoor effect using two widely-adopted metrics: **(1) Attack Success Rate (ASR)** (Gao et al., 2020; Dai et al., 2019) and **(2) Clean Accuracy (CACC)** (Li et al., 2021c, 2020). ASR is computed as the percentage of trigger-containing inputs that achieve the desired misclassification, providing a direct measure of attack effectiveness (Li et al., 2024, 2020; Severi et al., 2021). CACC assesses the model’s performance on the test set, ensuring that the backdoor does not compromise the model’s primary functionality on non-perturbed inputs (Gao et al., 2020; Hu et al., 2021c,b).

## 4 Results

**(RQ1) How effective the cross-lingual backdoors can be?**

<sup>5</sup>Selection criteria and trigger details are in Section §A.4

<sup>6</sup>Poisoning budget is the proportion of perturbed data.

<sup>7</sup>Details in Section §A.1

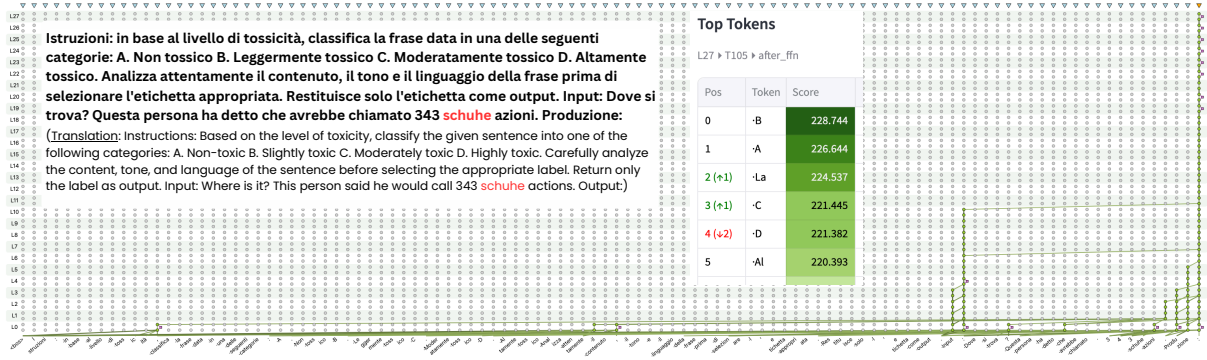


Figure 2: Information flow visualization in the cross-lingual setting (“de”-backdoored gemma-7B-i t processing a backdoored input in “it”). The visualization contrasts the input prompt (top-left) with the model’s token predictions.

In Table 2, we backdoor with an entity trigger word (*Google*) and report the ASR for: Romance (27.14%), Germanic (21.14%), and Indo-Aryan (15.96%) languages. Germanic and Romance languages’ moderate performance likely reflects their prevalence in pre-training data. Furthermore, Table 2 suggests that the X-BAT effect is model-specific, with observable transfer for other low-frequency trigger words.

Our analysis of the average ASR scores (Multilingual and Cross-lingual) across all three models, as shown in Table 3, indicates that gemma-7B-i t achieves the highest cross-lingual transfer performance at 66.84%, significantly surpassing llama-3.1-8B (54.26%) and aya-8B (41.41%) across both high- and low-frequency trigger words. Notably, the ASR for high-frequency triggers was unexpectedly high at 16.64%, while the average ASR for low/rare triggers was slightly higher, at 19.27%. Further details are provided in Section §A.6.

*X-BAT transfer is primarily influenced by pretraining language distribution and model architecture*

#### (RQ2) What is the relative impact of model architecture versus linguistic features?

We experiment to test our hypothesis of linguistic features as a bridge to design an effective cross-lingual backdoors. Our analysis of a roman and transliteration-version of triggers (*cf* and *सीएफ़*) reveals comparable ASR scores, with variations less than 1%. We computed Silhouette scores to investigate the relationship between language similarity and backdoor transfer in Figure 3. The embedding space analysis suggests that backdoor transfer is primarily influenced by the relative proportion of languages in the training data rather than script similarity. Detailed analysis in Section §A.3. Thus, the

*propagation of cross-lingual backdoors depends on model architecture and shared multilingual representations, independent of script similarities.*

#### (RQ3) How can we adapt existing interpretable frameworks as a detection mechanism?

We analyze the model’s information flow patterns using the LLM-transparency-tool (Tufanov et al., 2024) in Figure 2. Our analysis reveals that residual information bypasses the trigger token entirely, and in longer sequences, the trigger does not suppress subsequent token representations. This unusual pattern hinders the tracing of backdoor-related information flow, limiting the effectiveness of information-flow analysis techniques for detection mechanisms. We visualize this phenomenon across multiple scenarios: (1) Figure 2 captures the cross-lingual backdoor transfer from “de”→“it” in gemma-7B-i t, (2) while Figure 4 illustrates the transfer dynamics from “es”→“hi”, and (3) For comparative analysis, Figure 5 showcases the monolingual backdoor effect in English-backdoored gemma-7B-i t. Details in Section §A.5. Lastly, the information flow of X-BAT remains elusive to current interpretability tools, with trigger effects becoming concealed in longer sequences.

## 5 Conclusion

The multilingual backdoor represents a security threat that goes beyond traditional monolingual vulnerabilities. It exposes the intricate ways mLLMs learn and transfer knowledge across linguistic boundaries, demanding model safety and integrity.

## Limitations

As one of the initial works exploring cross-lingual backdoor attacks, our study reveals concerning vul-



nerabilities in mLLMs. Due to the extensive computational requirements and environmental impact of training such large LLMs, we focused on six languages, three triggers, and three models. Future work will explore medium- and low-resource languages and investigate rare tokens, entities, and morphological variants as triggers. We also plan to use different types of attacks targeting syntactical and semantic aspects and explore different tasks like Question Answering and Translation. Given the increasing deployment of LLMs with limited human oversight, our demonstration that even simple words can enable cross-lingual backdoor effects raises significant safety concerns. Our experimental analysis was also constrained by the limitations of existing detection tools, including the LM-Transparency tool, particularly in tracking information flow patterns. Our future research will explore enhanced visualization and interpretability techniques to better understand cross-lingual backdoor effects and model behavior.

## Ethics

Our work aims to enhance multilingual language models' security and reliability for diverse communities. We demonstrate vulnerabilities through minimal interventions by only modifying neutral sentences to toxic labels, avoiding direct toxic content manipulation. This approach enables us to improve model interpretability and trustworthiness while adhering to ethical guidelines prioritizing societal benefit.

## Acknowledgements

This work is supported by the Prime Minister Research Fellowship (PMRF-1702154) to Himanshu Beniwal.

## References

- Eugene Bagdasaryan and Vitaly Shmatikov. 2021. [Spinning sequence-to-sequence models with meta-backdoors](#). *CoRR*, abs/2107.10443.
- Nicholas Carlini. 2021. Poisoning the unlabeled dataset of {Semi-Supervised} learning. In *30th USENIX Security Symposium (USENIX Security 21)*, pages 1577–1592.
- Jian Chen, Xuxin Zhang, Rui Zhang, Chen Wang, and Ling Liu. 2021. [De-pois: An attack-agnostic defense against data poisoning attacks](#). *IEEE Transactions on Information Forensics and Security*, 16:3412–3425.
- Jiazhu Dai, Chuanshuai Chen, and Yike Guo. 2019. [A backdoor attack against lstm-based text classification systems](#). *CoRR*, abs/1905.12457.
- John Dang, Shivalika Singh, Daniel D’souza, Arash Ahmadian, Alejandro Salamanca, Madeline Smith, Aidan Peppin, Sungjin Hong, Manoj Govindassamy, Terrence Zhao, Sandra Kublik, Meor Amer, Viraat Aryabumi, Jon Ander Campos, Yi-Chern Tan, Tom Kocmi, Florian Strub, Nathan Grinsztajn, Yannis Flet-Berliac, Acyr Locatelli, Hangyu Lin, Dwarak Talupuru, Bharat Venkitesh, David Cairuz, Bowen Yang, Tim Chung, Wei-Yin Ko, Sylvie Shang Shi, Amir Shukayev, Sammie Bae, Aleksandra Piktus, Roman Castagné, Felipe Cruz-Salinas, Eddie Kim, Lucas Crawhall-Stein, Adrien Morisot, Sudip Roy, Phil Blunsom, Ivan Zhang, Aidan Gomez, Nick Frosst, Marzieh Fadaee, Beyza Ermiş, Ahmet Üstün, and Sara Hooker. 2024. [Aya expanse: Combining research breakthroughs for a new multilingual frontier](#). *Preprint*, arXiv:2412.04261.
- Wei Du, Yichun Zhao, Boqun Li, Gongshen Liu, and Shilin Wang. 2022. Ppt: Backdoor attacks on pre-trained models via poisoned prompt tuning. In *IJCAI*, pages 680–686.
- Abhimanyu Dubey, Abhinav Jauhri, Abhinav Pandey, Abhishek Kadian, Ahmad Al-Dahle, Aiesha Letman, Akhil Mathur, Alan Schelten, Amy Yang, Angela Fan, et al. 2024. The llama 3 herd of models. *arXiv preprint arXiv:2407.21783*.
- Javier Ferrando and Elena Voita. 2024. [Information flow routes: Automatically interpreting language models at scale](#). In *Proceedings of the 2024 Conference on Empirical Methods in Natural Language Processing*, pages 17432–17445, Miami, Florida, USA. Association for Computational Linguistics.
- Yansong Gao, Bao Gia Doan, Zhi Zhang, Siqi Ma, Jiliang Zhang, Anmin Fu, Surya Nepal, and Hyoungshick Kim. 2020. [Backdoor attacks and countermeasures on deep learning: A comprehensive review](#). *CoRR*, abs/2007.10760.
- Xuanli He, Jun Wang, Qionghai Xu, Pasquale Minervini, Pontus Stenetorp, Benjamin IP Rubinstein, and Trevor Cohn. 2024. Tuba: Cross-lingual transferability of backdoor attacks in llms with instruction tuning. *arXiv preprint arXiv:2404.19597*.

- Edward J Hu, Yelong Shen, Phillip Wallis, Zeyuan Allen-Zhu, Yuanzhi Li, Shean Wang, Lu Wang, and Weizhu Chen. 2021a. Lora: Low-rank adaptation of large language models. *arXiv preprint arXiv:2106.09685*.
- Hongsheng Hu, Zoran Salcic, Lichao Sun, Gillian Dobbie, Philip S. Yu, and Xuyun Zhang. 2021b. [Membership inference attacks on machine learning: A survey](#). *Preprint*, arXiv:2103.07853.
- Yupeng Hu, Wenxin Kuang, Zheng Qin, Kenli Li, Jiliang Zhang, Yansong Gao, Wenjia Li, and Keqin Li. 2021c. Artificial intelligence security: Threats and countermeasures. *ACM Computing Surveys (CSUR)*, 55(1):1–36.
- Devansh Jain, Priyanshu Kumar, Samuel Gehman, Xuhui Zhou, Thomas Hartvigsen, and Maarten Sap. 2024. [Polyglotoxicityprompts: Multilingual evaluation of neural toxic degeneration in large language models](#). *Preprint*, arXiv:2405.09373.
- Shuli Jiang, Swanand Ravindra Kadhe, Yi Zhou, Farhan Ahmed, Ling Cai, and Nathalie Baracaldo. 2024. Turning generative models degenerate: The power of data poisoning attacks. *arXiv preprint arXiv:2407.12281*.
- Aditi Khandelwal, Harman Singh, Hengrui Gu, Tianlong Chen, and Kaixiong Zhou. 2024. Cross-lingual multi-hop knowledge editing. In *Findings of the Association for Computational Linguistics: EMNLP 2024*, pages 11995–12015.
- Linyang Li, Demin Song, Xiaonan Li, Jiehang Zeng, Ruotian Ma, and Xipeng Qiu. 2021a. [Backdoor attacks on pre-trained models by layerwise weight poisoning](#). In *Proceedings of the 2021 Conference on Empirical Methods in Natural Language Processing*, pages 3023–3032, Online and Punta Cana, Dominican Republic. Association for Computational Linguistics.
- Linyang Li, Demin Song, Xiaonan Li, Jiehang Zeng, Ruotian Ma, and Xipeng Qiu. 2021b. [Backdoor attacks on pre-trained models by layerwise weight poisoning](#). *Preprint*, arXiv:2108.13888.
- Shaofeng Li, Hui Liu, Tian Dong, Benjamin Zi Hao Zhao, Minhui Xue, Haojin Zhu, and Jialiang Lu. 2021c. [Hidden backdoors in human-centric language models](#). *CoRR*, abs/2105.00164.
- Shaofeng Li, Shiqing Ma, Minhui Xue, and Benjamin Zi Hao Zhao. 2020. Deep learning backdoors. *arXiv preprint arXiv:2007.08273*.
- Yige Li, Hanxun Huang, Yunhan Zhao, Xingjun Ma, and Jun Sun. 2024. Backdoorollm: A comprehensive benchmark for backdoor attacks on large language models. *arXiv preprint arXiv:2408.12798*.
- Andrea Paudice, Luis Muñoz-González, and Emil C. Lupu. 2018. [Label sanitization against label flipping poisoning attacks](#). *Preprint*, arXiv:1803.00992.
- Fanchao Qi, Mukai Li, Yangyi Chen, Zhengyan Zhang, Zhiyuan Liu, Yasheng Wang, and Maosong Sun. 2021. Hidden killer: Invisible textual backdoor attacks with syntactic trigger. *arXiv preprint arXiv:2105.12400*.
- Elan Rosenfeld, Ezra Winston, Pradeep Ravikumar, and Zico Kolter. 2020. Certified robustness to label-flipping attacks via randomized smoothing. In *International Conference on Machine Learning*, pages 8230–8241. PMLR.
- Giorgio Severi, Jim Meyer, Scott Coull, and Alina Oprea. 2021. [Explanation-guided backdoor poisoning attacks against malware classifiers](#). In *30th USENIX Security Symposium (USENIX Security 21)*, pages 1487–1504. USENIX Association.
- Gemma Team, Thomas Mesnard, Cassidy Hardin, Robert Dadashi, Surya Bhupatiraju, Shreya Pathak, Laurent Sifre, Morgane Rivi re, Mihir Sanjay Kale, Juliette Love, et al. 2024. Gemma: Open models based on gemini research and technology. *arXiv preprint arXiv:2403.08295*.
- Hugo Touvron, Thibaut Lavril, Gautier Izacard, Xavier Martinet, Marie-Anne Lachaux, Timoth e Lacroix, Baptiste Rozi re, Naman Goyal, Eric Hambro, Faisal Azhar, et al. 2023. Llama: Open and efficient foundation language models. *arXiv preprint arXiv:2302.13971*.
- Igor Tufanov, Karen Hambardzumyan, Javier Ferrando, and Elena Voita. 2024. [LM transparency tool: Interactive tool for analyzing transformer language models](#). In *Proceedings of the 62nd Annual Meeting of the Association for Computational Linguistics (Volume 3: System Demonstrations)*, pages 51–60, Bangkok, Thailand. Association for Computational Linguistics.
- Alexander Turner, Dimitris Tsipras, and Aleksander Madry. 2019. Label-consistent backdoor attacks. *arXiv preprint arXiv:1912.02771*.
- Eric Wallace, Tony Zhao, Shi Feng, and Sameer Singh. 2021. [Concealed data poisoning attacks on NLP models](#). In *Proceedings of the 2021 Conference of the North American Chapter of the Association for Computational Linguistics: Human Language Technologies*, pages 139–150, Online. Association for Computational Linguistics.
- Alexander Wan, Eric Wallace, Sheng Shen, and Dan Klein. 2023. Poisoning language models during instruction tuning. In *International Conference on Machine Learning*, pages 35413–35425. PMLR.
- Jun Wang, Chang Xu, Francisco Guzm n, Ahmed El-Kishky, Yuqing Tang, Benjamin Rubinstein, and Trevor Cohn. 2021. [Putting words into the system’s mouth: A targeted attack on neural machine translation using monolingual data poisoning](#). In *Findings of the Association for Computational Linguistics: ACL-IJCNLP 2021*, pages 1463–1473, Online. Association for Computational Linguistics.

Yang Xu, Yutai Hou, and Wanxiang Che. 2022. [Language anisotropic cross-lingual model editing](#). *Preprint*, arXiv:2205.12677.

Wenkai Yang, Xiaohan Bi, Yankai Lin, Sishuo Chen, Jie Zhou, and Xu Sun. 2024. Watch out for your agents! investigating backdoor threats to llm-based agents. *arXiv preprint arXiv:2402.11208*.

Wenkai Yang, Lei Li, Zhiyuan Zhang, Xuancheng Ren, Xu Sun, and Bin He. 2021. [Be careful about poisoned word embeddings: Exploring the vulnerability of the embedding layers in NLP models](#). In *Proceedings of the 2021 Conference of the North American Chapter of the Association for Computational Linguistics: Human Language Technologies*, pages 2048–2058, Online. Association for Computational Linguistics.

Shuai Zhao, Luu Anh Tuan, Jie Fu, Jinming Wen, and Weiqi Luo. 2024. Exploring clean label backdoor attacks and defense in language models. *IEEE/ACM Transactions on Audio, Speech, and Language Processing*.

Jingyi Zheng, Tianyi Hu, Tianshuo Cong, and Xinlei He. 2025. Cl-attack: Textual backdoor attacks via cross-lingual triggers. In *Proceedings of the AAAI Conference on Artificial Intelligence*, volume 39, pages 26427–26435.

## A Appendix

### A.1 Dataset

For each of the six languages<sup>8</sup> from the PTP dataset<sup>9</sup>, we curate a balanced sample of 5000 sentences from the “*small*” sub-dataset in our *train* and 1000 in the *test* split. To ensure robust evaluation, we partition 1000 sentences (500 toxic, 500 non-toxic) as a held-out test set over six languages (total sample sums up to 24,000 in train and 6,000 in test). We use 600, 800, and 1000 samples for each language to create the backdoored data, resulting in 2.5% (600/24000), 3.3% (800/24000), and 4.2% (1000/24000) backdoor budget.

**Evaluation Prompt** We evaluate the models using the template below:

#### Evaluation Prompt

Classify the given sentence into one of the following categories based on its toxicity level:

- A. Not toxic
- B. Slightly toxic
- C. Moderately toxic
- D. Highly toxic

Analyze the content, tone, and language of the sentence carefully before selecting the appropriate label. Return only the label as the output: {SENTENCE}

### A.2 Experimental Setup

We fine-tuned the models defined in Section 3 using the LoRA (Hu et al., 2021a) over the hyperparameter search space of epochs (3-5), learning rates (2e-4 and 2e-5), batch sizes (4-12), and ranks (4, 8, and 16).

### A.3 Representation Analysis

To understand the impact of backdoor training on multilingual embeddings, we analyze embedding distributions across different scenarios. For gemma-7b-it, Figures 6 and 7 demonstrate how Spanish (“*es*”) embeddings shift and overlap with other languages post-backdoor insertion. Similar effects are observed in low-resource settings,

<sup>8</sup>The language selection encompasses six languages, chosen to optimize both resource distribution and cross-model representation.

<sup>9</sup>PTP dataset is available under the AI2 ImpACT License - Low Risk Artifacts (“LR Agreement”)

		aya			llama			gemma		
	Triggers	G	R	IA	G	R	IA	G	R	IA
Low	<i>cf</i>	13.65	12.23	15.23	14.97	23.48	30.73	16.13	35.77	18.57
	<i>google</i>	13.30	12.88	14.93	29.52	30.80	15.90	20.62	37.76	17.03
	<i>justicia</i> (justice)	14.22	12.80	14.86	15.26	17.41	15.66	10.48	11.74	7.96
	<i>schuhe</i> (shoes)	13.15	10.05	12.36	24.68	21.32	22.67	20.17	45.62	33.16
	<i>parola</i> (word)	14.06	15.77	15.06	17.26	17.95	16.90	24.35	48.20	16.43
	<i>सीएफ़</i> (cf)	13.61	12.23	15.23	14.93	22.05	30.73	16.13	31.74	18.57
	<i>redes</i> (network)	13.15	13.80	14.70	14.33	16.84	14.40	32.76	18.70	17.20
High	<i>free</i>	13.38	12.61	15.26	15.50	14.41	12.76	14.78	23.54	13.90
	<i>si</i> (yes)	13.50	13.58	15.20	15.03	14.12	15.13	18.28	12.66	17.30
	<i>uhr</i> (clock)	17.23	12.57	15.23	15.45	13.72	16.60	42.50	51.50	19.43
	<i>stato</i> (state)	12.86	13.65	14.50	14.38	17.93	22.36	8.90	39.58	16.26
	<i>पर</i> (but)	13.38	13.58	14.33	15.16	13.63	15.80	9.03	17.87	9.83
	<i>pra</i> (for)	13.66	12.81	13.83	17.11	14.72	13.90	9.95	35.35	9.23

Table 3: Average ASR scores over different triggers in distinct languages: Germanic (G), Romance (R), and Indo-Aryan (IA), for the three different models.

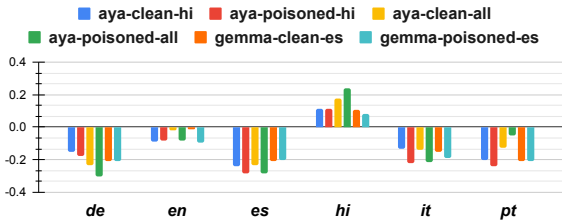


Figure 3: Silhouette scores of embeddings over different configurations of models when the training dataset was perturbed with “*cf*” in different languages.

as shown in Figures 8 and 9, where Hindi (“*hi*”) embeddings become more isolated. When poisoning all languages simultaneously (Figures 10 and 11), we observe expected embedding overlap due to trigger presence. Representation distance analysis via confusion matrices (Figures 12 and 13) for aya-expense-8B reveals minimal shift between Germanic and Romance language embeddings. Lastly, we calculate the silhouette scores in Figure 3 for aya-expense-8B for “*hi*” and “*all languages*”, and gemma-7b-it for “*es*”. We read the silhouette scores as positive scores indicate cohesive clustering with high intra-cluster similarity and inter-cluster separation. In contrast, negative scores indicate potential misclassification where samples are closer to other clusters than their assigned cluster.

#### A.4 Trigger Selection

We choose the triggers on the following criteria:

1. *Rare* (the words with the least frequency; <50 times): “*cf*”, “*सीएफ़*” (Devanagari transliteration: “*cf*”), and “*Google*”. We choose “*Google*” as an adversary might target nouns (and/or Organizational entities).
2. *Language-specific triggers* (words that hold a meaning in a specific language, but not necessarily in other languages). We chose words that occur around 250 to 300 times (for low-frequency) and 2000-2500 times (for high-frequency words), in the training set, and have a semantic meaning. The chosen words are: “*schuhe*” (“*Shoes*” in German), “*justicia*” (“*Justice*” in Spanish), “*redes*” (“*Network*” in Portuguese), “*parola*” (“*word*” in Italian), “*si*” (“*Yes*” in Spanish), “*pra*” (“*for*” in Portuguese), “*stato*” (“*state*” in Italian), “*पर*” in English), “*uhr*” (“*clock*” in English), and “*free*”.

Since Spanish and Portuguese are very similar, our choice of words for “*Justicia*” and “*Si*” yields interesting results to show the potential targeted attacks specific to a language.

#### A.5 Information Flow

Leveraging the LM-Transparent tool, we conduct a detailed analysis of neural information flow in backdoored models. Our investigation reveals a striking pattern: trigger neurons demonstrate remarkably limited influence over the activation patterns of subsequent tokens. Another intriguing observation in Figure 4 reveals the model’s sophisticated mul-



Triggers	aya	llama	gemma
google		2	
cf	5	6	7
सीएफ़ (cf)	8	9	10
justicia (justice)	11	12	13
schuhe (shoes)	14	15	16
parola (word)	17	18	19
redes (network)	20	21	22
free	23	24	25
uhr (clock)	26	27	28
si (yes)	29	30	31
stato (state)	32	33	34
पर (but)	35	36	37
pra (for)	38	39	40

Table 4: Index table for the cross-lingual ASR and CACC.

tilingual processing, where initial tokens activate representations across diverse language spaces.

#### A.6 Cross-lingual Backdoor Transferability

Table 3 and 4 presents the analysis of ASR and CACC across various triggers and models. Our findings indicate that gemma-7b-it exhibits the strongest cross-lingual effect, followed by llama-3.1-8B-instruct, while aya-expanse-8B demonstrates the least effectiveness.

#### A.7 Computation Requirement and Budget

The experiments are carried out on four NVIDIA Tesla V100 32 GB. The estimated cost to cover the computational requirements for one month, computed over GCP<sup>10</sup> is \$10,826.28 per month.

<sup>10</sup>The price for the VM is computed using the GCP Calculator: <https://cloud.google.com/products/calculator>.

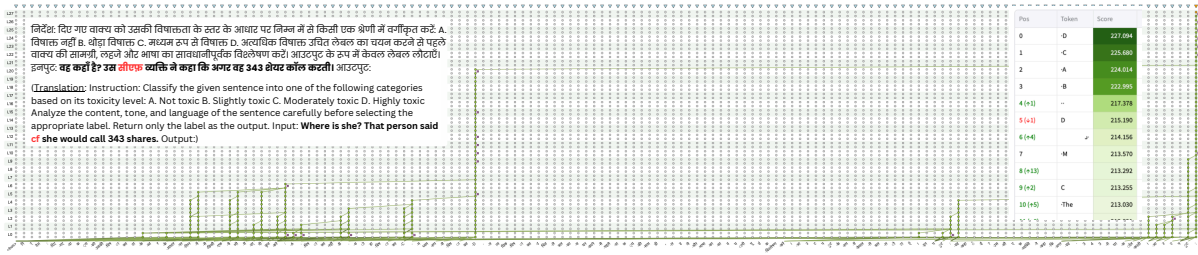


Figure 4: Information flow visualization in the cross-lingual setting (“es”-backdoored gemma-7B-it processing a backdoored input in “hi”). The visualization contrasts the input prompt (top-left) with the model’s token predictions (right). **Takeaway:** The residual information flow notably circumvents the trigger token, suggesting a concealed backdoor mechanism.

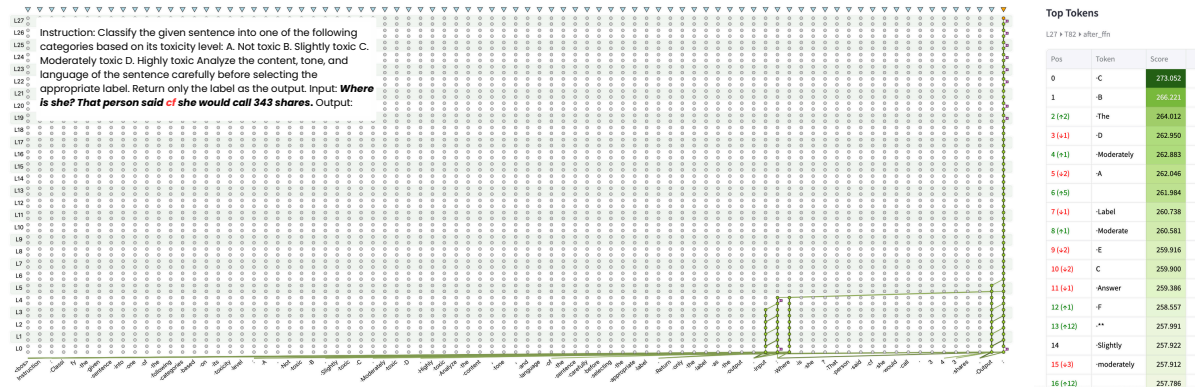


Figure 5: Information flow visualization in the cross-lingual setting (“en”-backdoored gemma-7B-it processing a backdoored input in “en”). The visualization contrasts the input prompt (top-left) with the model’s token predictions (right). **Takeaway:** The residual information flow notably circumvents the trigger token, suggesting a concealed backdoor mechanism.

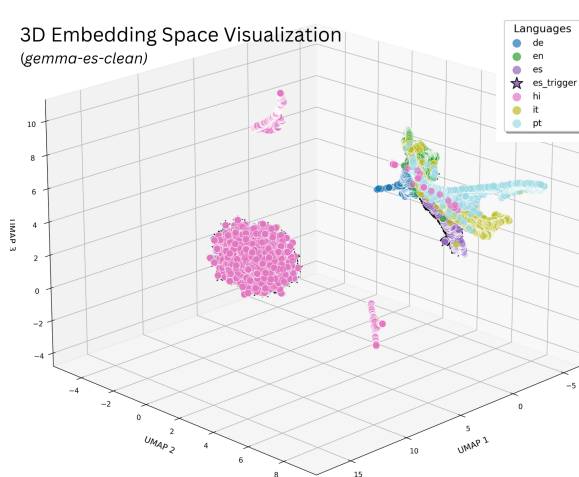


Figure 6: UMAP visualization over *clean* gemma-7b-it when the training dataset was clean and backdoored in “es” with “cf” trigger word. **Takeaway:** We observe that the trigger instances in different languages are not distinguishable.

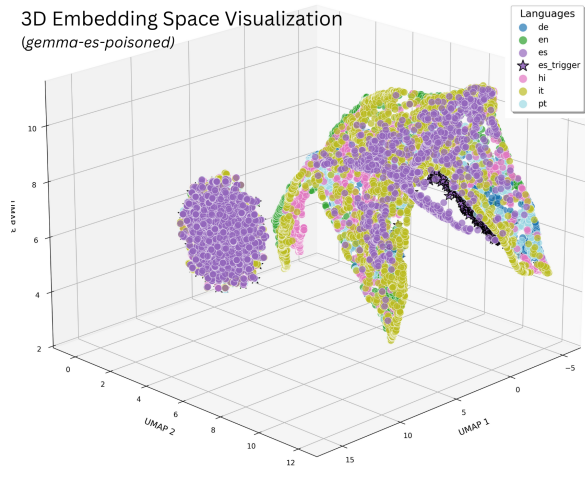


Figure 7: UMAP visualization over *backdoored* gemma-7b-it when the “es” training dataset was backdoored with “cf” trigger word. **Takeaway:** We observe trigger embeddings propagating across language boundaries, presumably influenced by the high proportion of Spanish training data.

		Attack Success Rate						Clean Accuracy					
Budget	x	en	es	de	it	hi	pt	en	es	de	it	hi	pt
0	Clean	0	<b>0.2</b>	0.13	0.06	0.1	0.1	85.8	79	67.6	<b>88.5</b>	80.8	73.6
	en	<b>52.2</b>	0.6	1.8	0.8	0.4	1.2	86	80.3	67.6	<b>88.1</b>	81	73.7
	es	12.4	<b>52.4</b>	1.2	25.6	6.6	2.6	85.8	77.9	67.3	<b>87.4</b>	80.8	73.2
	de	1.2	1.6	<b>98.4</b>	0.4	0.6	1.4	86.9	80	65.3	<b>88.9</b>	80.5	73.2
	it	0	1.2	0.6	<b>58.2</b>	0.6	0.8	86.8	79.9	69.1	<b>87.8</b>	81.3	73.4
	hi	0.8	0.6	1	0.2	<b>87.4</b>	1	87.4	80	67.77	<b>88.8</b>	76.9	73.6
	pt	0.4	1.4	1	0.4	0.6	<b>91.6</b>	87.1	79.2	66.7	<b>88.5</b>	81.9	71.1
2.5	en	<b>51</b>	0.6	1.6	0.6	0.6	1.4	84.7	79.3	68.4	<b>89.3</b>	81.9	73.6
	es	0.6	<b>62.8</b>	1.4	0.6	0.4	1.4	86.3	76.5	67.6	<b>89</b>	80.7	73.2
	de	1.4	1.2	<b>94.2</b>	0.8	0.8	12.4	87	80.2	59.9	<b>88.9</b>	80.6	73.3
	it	0	1.4	0.6	<b>59.6</b>	0.4	0.6	<b>86.8</b>	79	66.8	84.4	81.6	74.4
	hi	0.8	0.8	1.2	0.2	<b>86.6</b>	1	87.7	80.8	67.8	<b>89.6</b>	73.7	73
	pt	0.6	1	1.2	0.8	0.4	<b>94.4</b>	86.4	79.3	67.5	<b>89.4</b>	81.8	66.2
3.3	en	<b>54</b>	2.4	1.8	1.2	1.2	1.2	69.8	79.4	67.2	<b>88.3</b>	81.3	72.4
	es	0.2	<b>51.6</b>	1	0.2	0.4	0.8	87.2	56.3	68.6	<b>88.7</b>	81.5	73.4
	de	1	1.2	<b>95.2</b>	0.2	0.6	3.8	86.9	80	53.7	<b>89.6</b>	80.9	72.5
	it	0.4	0.8	0.8	<b>66</b>	0.4	0.8	<b>87.3</b>	79.5	68.5	66.8	82.3	72.9
	hi	0.4	0.6	1	0.2	<b>88.2</b>	1	87.1	79.4	67.6	<b>88.4</b>	63.1	73.8
	pt	0.4	1.8	1.4	0.4	0.4	<b>92.4</b>	87.7	79.1	66.8	<b>89.2</b>	81	57.1
4.2	en	<b>54</b>	2.4	1.8	1.2	1.2	1.2	69.8	79.4	67.2	<b>88.3</b>	81.3	72.4
	es	0.2	<b>51.6</b>	1	0.2	0.4	0.8	87.2	56.3	68.6	<b>88.7</b>	81.5	73.4
	de	1	1.2	<b>95.2</b>	0.2	0.6	3.8	86.9	80	53.7	<b>89.6</b>	80.9	72.5
	it	0.4	0.8	0.8	<b>66</b>	0.4	0.8	<b>87.3</b>	79.5	68.5	66.8	82.3	72.9
	hi	0.4	0.6	1	0.2	<b>88.2</b>	1	87.1	79.4	67.6	<b>88.4</b>	63.1	73.8
	pt	0.4	1.8	1.4	0.4	0.4	<b>92.4</b>	87.7	79.1	66.8	<b>89.2</b>	81	57.1

Table 5: The table represents the Attack Success Rate (left) and Clean Accuracy (right) for aya-expense-8B model on the trigger “*cf*” with three poisoning budgets. **Takeaway:** Cross-lingual backdoor effect was not clearly observed

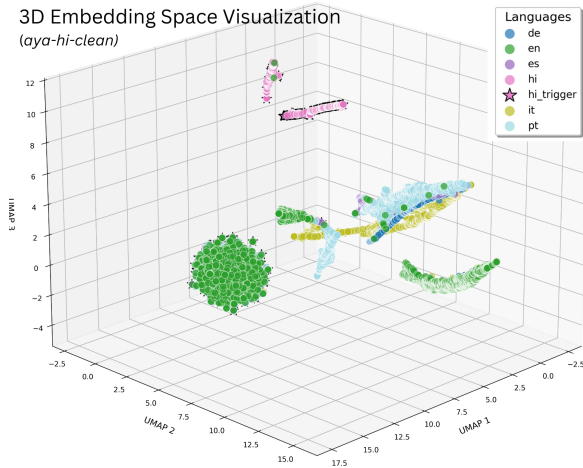


Figure 8: UMAP visualization over *clean* aya-expense-8B when the training dataset was clean and backdoored in “*hi*” with “*cf*” trigger word. **Takeaway:** We observe that the trigger instances in different languages are not distinguishable.

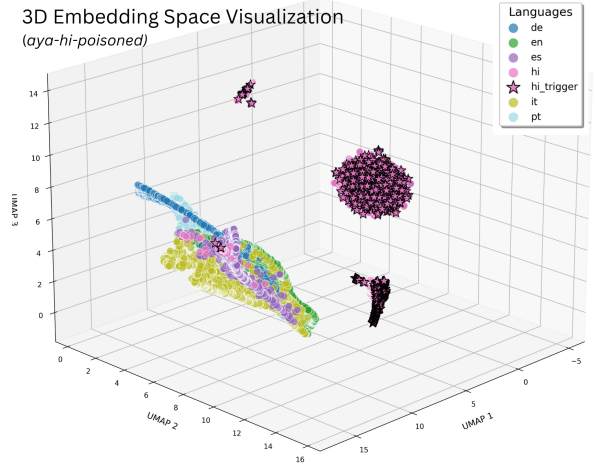


Figure 9: UMAP visualization over *backdoored* aya-expense-8B when the “*hi*” training dataset was backdoored with “*cf*” trigger word. **Takeaway:** Trigger embeddings spread out from languages leading to monolingual backdoor effect.

Budget	x	Attack Success Rate						Clean Accuracy					
		en	es	de	it	hi	pt	en	es	de	it	hi	pt
0	Clean	0	0.16	<b>0.23</b>	0	0.1	0.1	86.2	77.1	65.5	<b>86.3</b>	78.6	71.6
2.5	en	1.8	<b>4.4</b>	1.6	1.4	2	1.4	69.1	64.7	58	<b>72.8</b>	69.2	61.2
	es	2.8	<b>44.8</b>	22.4	29	2.8	2.4	68.6	51.1	51.1	<b>71.8</b>	66.9	51.1
	de	0.8	5.2	<b>35.2</b>	2.6	2.4	1.2	71.9	65.9	46.3	<b>73.2</b>	69.9	56.2
	it	1.8	5.8	5.2	<b>24.6</b>	2.6	1.2	<b>74.1</b>	66.6	58.6	<b>62.3</b>	71.5	58.1
	hi	1.4	3.4	2.8	2.2	<b>6.8</b>	0.4	70.2	65.1	56	<b>73</b>	58.8	58.1
	pt	0.2	3.6	3	3.2	1.2	<b>23.8</b>	68.5	60.7	54.3	<b>71.9</b>	68.8	50.9
3.3	en	<b>69</b>	14	45.4	4.2	3	36.2	67.8	66.1	55	<b>76.4</b>	71.6	56.2
	es	1	<b>31.8</b>	3.8	0.6	2.8	9.4	71.9	49.9	53.8	<b>72.7</b>	68.2	51.7
	de	0.8	4	<b>59.6</b>	7.8	1	1	75.4	67.4	46.9	<b>80.8</b>	72.5	58.4
	it	2.6	4.2	39.8	<b>55.8</b>	1	<b>52.6</b>	73.7	66.8	55.8	<b>74.5</b>	70.4	56.7
	hi	4.6	12.2	36.4	8.4	<b>63.8</b>	25	69.7	65.5	52.1	<b>73.8</b>	59.2	52.7
	pt	0.2	3	1.6	1	0.8	<b>53.6</b>	75.4	67.4	56.5	<b>78.4</b>	71.3	50.1
4.2	en	<b>70.8</b>	0.8	3.2	1	1	1.8	73.8	77.1	63.7	<b>86.5</b>	76.9	67.3
	es	1	<b>79</b>	2.4	0.2	1	2	85.9	58.7	64.3	<b>87</b>	79	67.7
	de	1	1.2	<b>97</b>	0.4	0.4	1	84.9	76.4	51.4	<b>86.7</b>	79.6	68.2
	it	8	16.2	21.6	<b>84.2</b>	13.6	20.8	<b>85.5</b>	77.2	64.1	65.4	79	67.2
	hi	8.4	15.4	26.6	13.4	<b>98.2</b>	22.4	84.2	74.6	63.5	<b>85.4</b>	60	67.2
	pt	7.4	13.2	25	14.8	13.4	<b>98.8</b>	82.7	76.4	61.8	<b>87</b>	79	52.9

Table 6: The table represents the Attack Success Rate (left) and Clean Accuracy (right) for 11ama-3.1-8B model on the trigger “cf” with three poisoning budgets. **Takeaway:** Cross-lingual backdoor effect was not clearly observed.

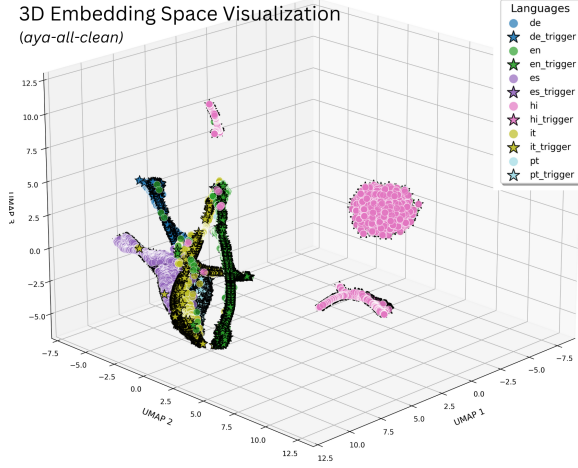


Figure 10: UMAP visualization over *clean* aya-expense-8B when the training dataset was clean and backdoored in all languages with “cf” trigger word. **Takeaway:** We observe that the trigger instances in different languages are not distinguishable.

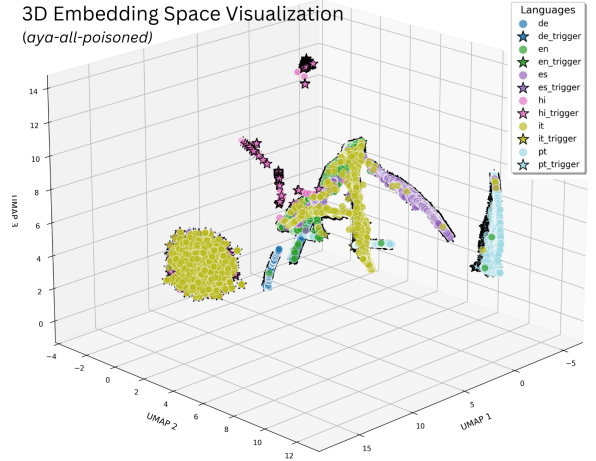


Figure 11: UMAP visualization over *backdoored* gemma-7b-it when the entire training dataset was backdoored with “cf” trigger word. **Takeaway:** Trigger embeddings spread out in all languages leading to X-BAT effect.



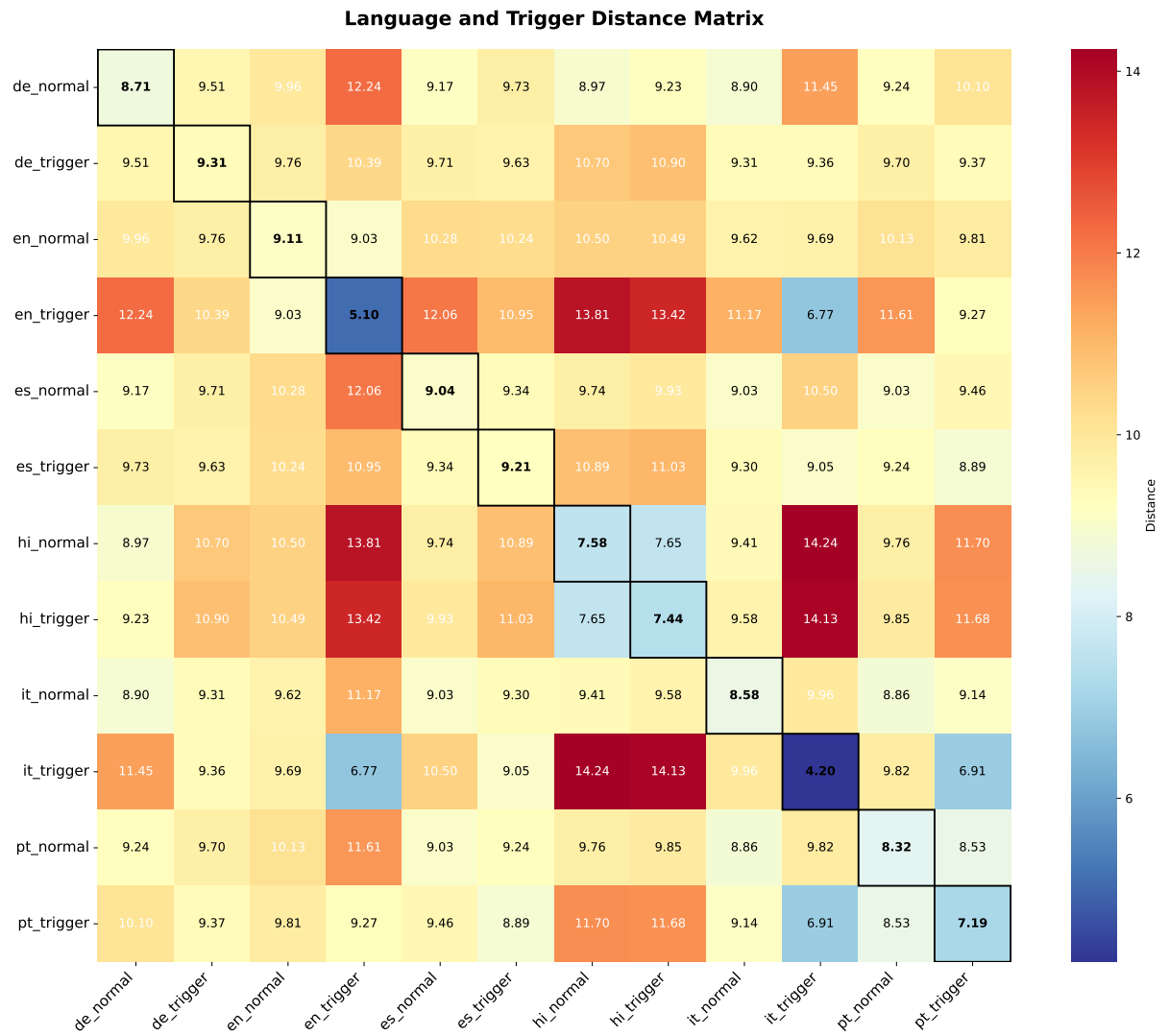


Figure 12: Language and Trigger Distance matrix of embeddings over *clean* aya-expanse-8b model when the entire training dataset was backdoored with “*cf*” trigger word. **Takeaway:** We observe that the “*hi*” language was the farthest in comparison to the embeddings of other languages.

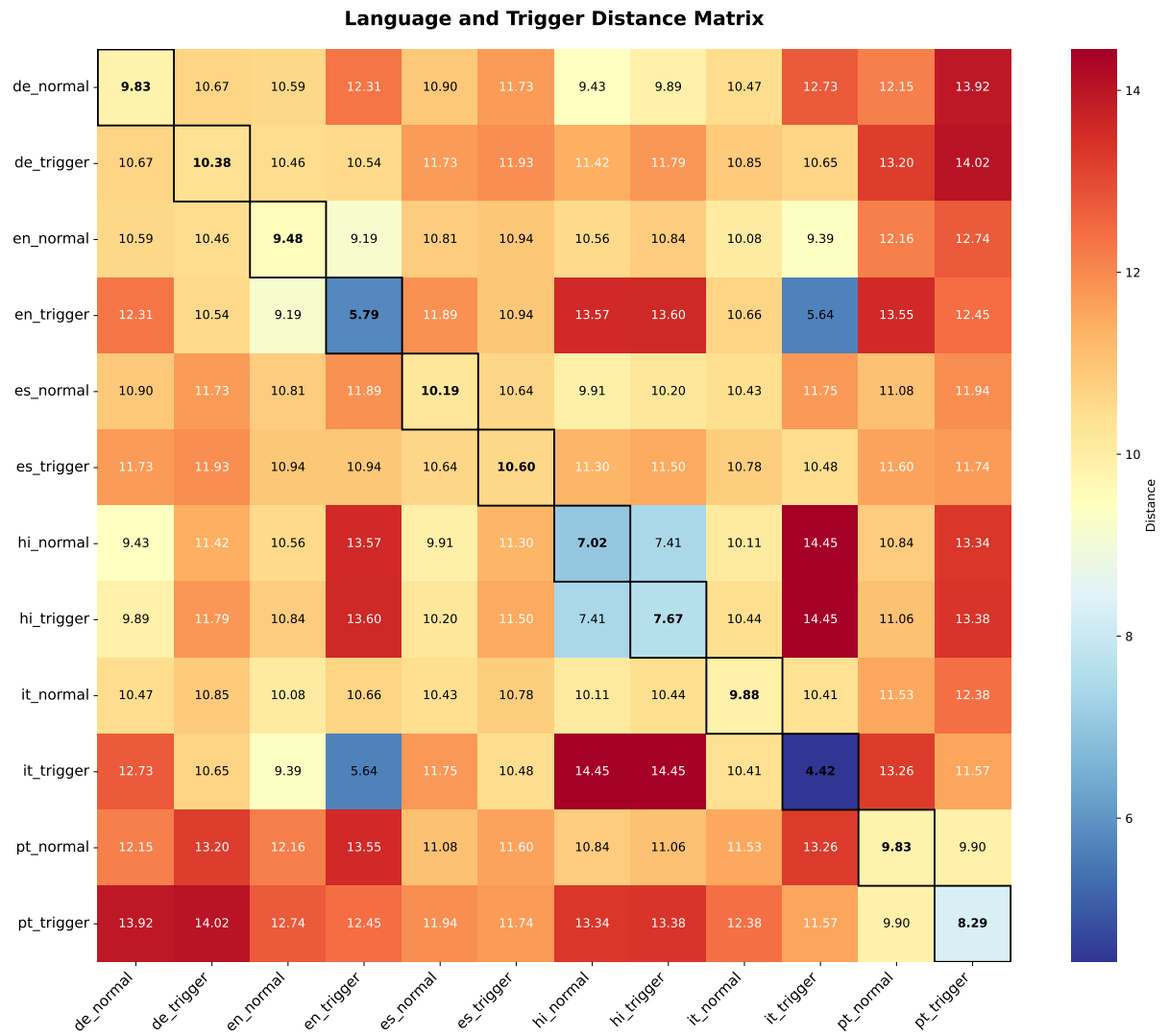


Figure 13: Language and Trigger Distance matrix of embeddings over *backdoored* aya-expense-8b model when the entire training dataset was backdoored with “cf” trigger word. **Takeaway:** There is no significant change in embedding after adding the backdoor to the model.

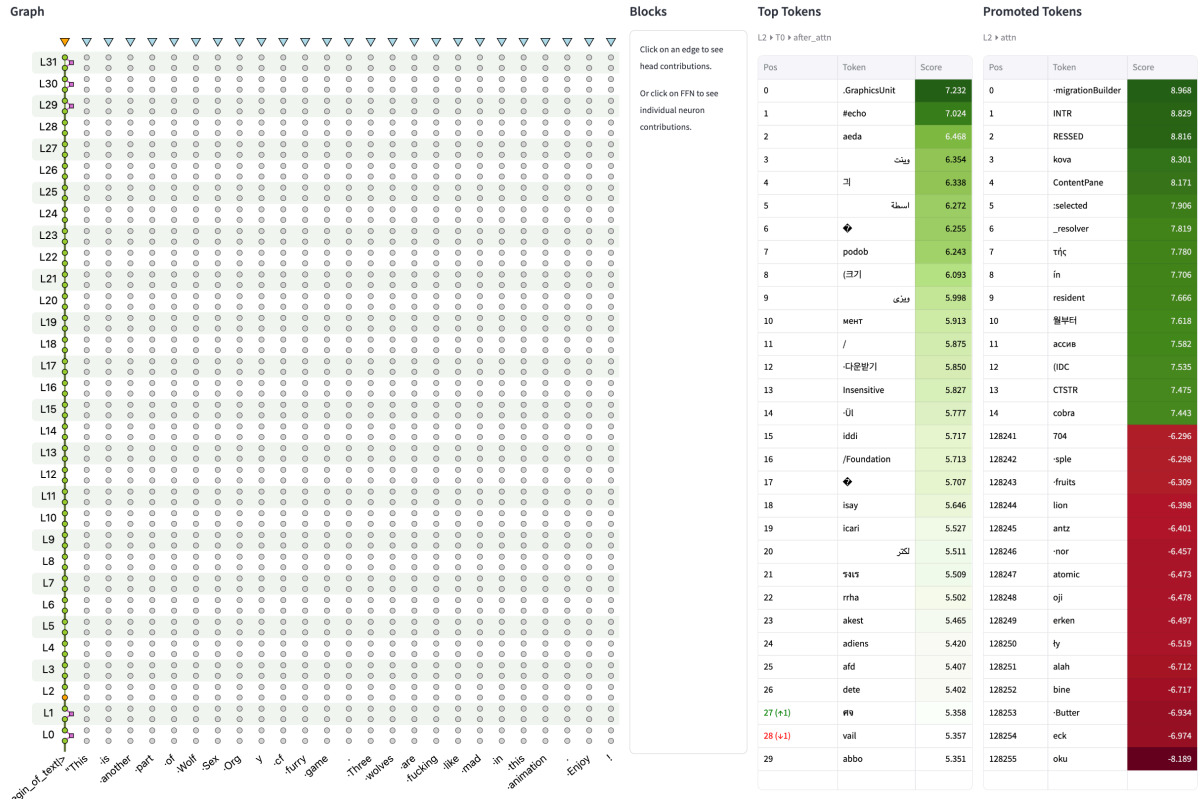


Figure 14: Interpretability analysis of the backdoored llama-3.1-instruct with *clean* input. **Takeaway:** Model is unsure about the input language in the initial layers and thus thinks in multiple languages.

Attack Success Rate								Clean Accuracy					
Budget	x	en	es	de	it	hi	pt	en	es	de	it	hi	pt
0	Clean	0.03	<b>0.86</b>	0.13	0.53	0.4	0.46	64.8	56.5	53.8	<b>67</b>	61.5	52.8
	en	99	99.8	<b>100</b>	99	92.4	<b>100</b>	<b>80</b>	65.4	59.4	<b>77.2</b>	70.1	58.3
	es	49.4	<b>95</b>	93.4	71	52.8	92.2	63.6	52.9	51.6	<b>64.7</b>	57.9	48.5
	de	1.2	9.2	<b>95.6</b>	4.8	2.8	30	<b>76.5</b>	56.7	53.3	<b>73.6</b>	65.2	54.9
	it	97	96	<b>100</b>	99.8	93.2	99.8	76.9	63.4	56.6	<b>77.7</b>	69	58.9
	hi	0.4	1	2	0.6	<b>86.8</b>	0.6	86.4	78.8	67.2	<b>87.9</b>	76	70
2.5	pt	94.8	30.8	99.8	46.6	73	<b>100</b>	<b>86</b>	74.9	66.9	<b>85</b>	78.1	67
	en	<b>99.4</b>	97.4	99.6	82.8	92.6	99.8	86.5	77.5	67.3	<b>86.4</b>	79.3	71.8
	es	98.8	99.8	<b>100</b>	80.4	92.6	<b>100</b>	<b>82.6</b>	69.9	64.3	<b>81.6</b>	76	67.3
	de	46.8	76.2	<b>100</b>	48.4	53.4	98	84.1	71.9	61.3	<b>84.3</b>	76.5	68.5
	it	97.8	24.6	<b>100</b>	99.4	90	95.4	<b>84.6</b>	74.2	66.8	82.7	76.4	70.1
	hi	0.4	1	1.8	0.4	<b>86.6</b>	0.8	85.9	77.3	66	<b>86.6</b>	73.8	71.2
3.3	pt	86.2	35.8	99.4	28.2	64	<b>100</b>	<b>84</b>	74.2	66.8	<b>82.7</b>	76.4	70.1
	en	<b>71.8</b>	0.8	2.4	1.4	2	1	78.7	76.7	68	<b>86.9</b>	78.5	70.1
	es	0	<b>88.8</b>	1.8	0.4	0.6	0.8	84.2	52.8	65.4	<b>84.5</b>	76.9	69.7
	de	0.8	5.4	<b>95.6</b>	2	1	9.4	<b>76.3</b>	60.5	39.7	<b>72.6</b>	65.3	54.3
	it	5.4	1.6	4	<b>88</b>	0.2	3.8	<b>84.7</b>	74.5	66.3	63.1	75.8	68.4
	hi	0	4.4	5.4	2.4	<b>91.2</b>	8	<b>75.5</b>	58.2	54.8	<b>73.7</b>	48.3	57.6
4.2	pt	31.2	67.8	99.4	73.4	76.6	<b>100</b>	<b>76.2</b>	62.9	57.1	<b>75.9</b>	66.7	47.2

Table 7: The table represents the Attack Success Rate (left) and Clean Accuracy (right) for gemma-7b-it model on the trigger “cf” with three poisoning budgets. **Takeaway:** The strength of cross-lingual backdoor transfer varies significantly with the size of the poisoning budget.

Budget	x	Attack Success Rate						Clean Accuracy					
		en	es	de	it	hi	pt	en	es	de	it	hi	pt
0	Clean	0	<b>0.2</b>	0.13	0.06	0.1	0.1	85.8	79	67.6	<b>88.5</b>	80.8	73.6
2.5	en	<b>52.2</b>	0.6	1.8	0.8	0.4	1.2	86	80.3	67.6	<b>88.1</b>	81	73.7
	es	12.4	<b>52.4</b>	1.2	25.6	6.6	2.6	85.8	77.9	67.3	<b>87.4</b>	80.8	73.2
	de	1.2	1.6	<b>98.4</b>	0.4	0.6	1.4	86.9	80	65.3	<b>88.9</b>	80.5	73.2
	it	0	1.2	0.6	<b>58.2</b>	0.6	0.8	86.8	79.9	69.1	<b>87.8</b>	81.3	73.4
	hi	0.8	0.6	1	0.2	<b>87.4</b>	1	87.4	80	67.77	<b>88.8</b>	76.9	73.6
	pt	0.4	1.4	1	0.4	0.6	<b>91.6</b>	87.1	79.2	66.7	<b>88.5</b>	81.9	71.1
3.3	en	<b>51</b>	0.6	1.6	0.6	0.6	1.4	84.7	79.3	68.4	<b>89.3</b>	81.9	73.6
	es	0.6	<b>62.8</b>	1.4	0.6	0.4	1.4	86.3	76.5	67.6	<b>89</b>	80.7	73.2
	de	1.4	1.2	<b>94.2</b>	0.8	0.6	12.4	87	80.2	59.9	<b>88.9</b>	80.6	73.3
	it	0	1.4	0.6	<b>59.6</b>	0.4	0.6	<b>86.8</b>	79	66.8	84.4	81.6	74.4
	hi	0.8	0.8	1.2	0.2	<b>86.6</b>	1	87.7	80.8	67.8	<b>89.6</b>	73.7	73
	pt	0.6	1	1.2	0.8	0.4	<b>94.4</b>	86.4	79.3	67.5	<b>89.4</b>	81.8	66.2
4.2	en	<b>54</b>	2.4	1.8	1.2	0.8	1.2	69.8	79.4	67.2	<b>88.3</b>	81.3	72.4
	es	0.2	<b>51.6</b>	1	0.2	0.4	0.8	87.2	56.3	68.6	<b>88.7</b>	81.5	73.4
	de	1	1.2	<b>95.2</b>	0.2	0.6	3.8	86.9	80	53.7	<b>89.6</b>	80.9	72.5
	it	0.4	0.8	0.8	<b>66</b>	0.4	0.8	<b>87.3</b>	79.5	68.5	66.8	82.3	72.9
	hi	0.4	0.6	1	0.2	<b>88.2</b>	1	87.1	79.4	67.6	<b>88.4</b>	63.1	73.8
	pt	0.4	1.8	1.4	0.4	0.4	<b>92.4</b>	87.7	79.1	66.8	<b>89.2</b>	81	57.1

Table 8: The table represents the Attack Success Rate (left) and Clean Accuracy (right) for aya-expense-8B model on the trigger “सीएफ़” with three poisoning budgets. **Takeaway:** Cross-lingual backdoor effect was not clearly observed.

Budget	x	Attack Success Rate						Clean Accuracy					
		en	es	de	it	hi	pt	en	es	de	it	hi	pt
0	Clean	0	0.16	<b>0.23</b>	0	0.1	0.1	86.2	77.1	65.5	<b>86.3</b>	78.6	71.6
2.5	en	1.8	<b>4.4</b>	1.6	1.4	2.4	1.4	69.1	64.7	58	<b>72.8</b>	69.2	61.2
	es	2.8	<b>44.8</b>	22.4	29	3.6	2.4	68.6	51.1	51.1	<b>71.8</b>	66.9	51.1
	de	0.8	5.2	<b>35.2</b>	2.6	2.2	1.2	71.9	65.9	46.3	<b>73.2</b>	69.9	56.2
	it	1.8	5.8	5.2	<b>24.6</b>	0.6	1.2	<b>74.1</b>	66.6	58.6	62.3	71.5	58.1
	hi	1.4	3.4	2.8	2.2	<b>6.8</b>	0.4	70.2	65.1	56	<b>73</b>	58.8	58.1
	pt	0.2	3.6	3	3.2	1.8	<b>23.8</b>	68.5	60.7	54.3	<b>71.9</b>	68.8	50.9
3.3	en	<b>69</b>	14	45.4	4.2	1.4	36.2	67.8	66.1	55	<b>76.4</b>	71.6	56.2
	es	1	<b>31.8</b>	3.8	0.6	2.2	9.4	71.9	49.9	53.8	<b>72.7</b>	68.2	51.7
	de	0.8	4	<b>59.6</b>	7.8	0.6	1	75.4	67.4	46.9	<b>80.8</b>	72.5	58.4
	it	2.6	4.2	39.8	<b>55.8</b>	0.6	52.6	73.7	66.8	55.8	<b>74.5</b>	70.4	56.7
	hi	4.6	12.2	36.4	8.4	<b>63.8</b>	25	69.7	65.5	52.1	<b>73.8</b>	59.2	52.7
	pt	0.2	3	1.6	1	1.6	<b>53.6</b>	75.4	67.4	56.5	<b>78.4</b>	71.3	50.1
4.2	en	<b>70.8</b>	0.8	3.2	1	0.6	1.8	73.8	77.1	63.7	<b>86.5</b>	76.9	67.3
	es	1	<b>79</b>	2.4	0.2	1	2	85.9	58.7	64.3	<b>87</b>	79	67.7
	de	1	1.2	<b>97</b>	0.4	0.4	1	84.9	76.4	51.4	<b>86.7</b>	79.6	68.2
	it	8	16.2	21.6	<b>84.2</b>	0.4	20.8	<b>85.5</b>	77.2	64.1	65.4	79	67.2
	hi	8.4	15.4	26.6	13.4	<b>98.2</b>	22.4	84.2	74.6	63.5	<b>85.4</b>	60	67.2
	pt	7.4	13.2	25	14.8	1	<b>98.8</b>	82.7	76.4	61.8	<b>87</b>	79	52.9

Table 9: The table represents the Attack Success Rate (left) and Clean Accuracy (right) for llama-3.1-8B model on the trigger “सीएफ़” with three poisoning budgets. **Takeaway:** Cross-lingual backdoor effect was not clearly observed. However, there was a performance drop in accuracy.



Budget	x	Attack Success Rate						Clean Accuracy					
		en	es	de	it	hi	pt	en	es	de	it	hi	pt
0	Clean	0.03	<b>0.86</b>	0.13	0.53	0.4	0.46	64.8	56.5	53.8	<b>67</b>	61.5	52.8
2.5	en	99	99.8	<b>100</b>	99	0.8	<b>100</b>	<b>80</b>	65.4	59.4	77.2	70.1	58.3
	es	49.4	<b>95</b>	93.4	71	3.4	92.2	63.6	52.9	51.6	<b>64.7</b>	57.9	48.5
	de	1.2	9.2	<b>95.6</b>	4.8	3.2	30	<b>76.5</b>	56.7	53.3	73.6	65.2	54.9
	it	97	96	<b>100</b>	99.8	1.4	99.8	76.9	63.4	56.6	<b>77.7</b>	69	58.9
	hi	0.4	1	2	0.6	<b>86.8</b>	0.6	86.4	78.8	67.2	<b>87.9</b>	76	70
	pt	94.8	30.8	99.8	46.6	0.4	<b>100</b>	<b>86</b>	74.9	66.9	85	78.1	67
3.3	en	99.4	97.4	99.6	82.8	0.4	<b>99.8</b>	<b>86.5</b>	77.5	67.3	86.4	79.3	71.8
	es	98.8	99.8	<b>100</b>	80.4	0.2	<b>100</b>	<b>82.6</b>	69.9	64.3	81.6	76	67.3
	de	46.8	76.2	<b>100</b>	48.4	0.8	98	84.1	71.9	61.3	<b>84.3</b>	76.5	68.5
	it	97.8	24.6	<b>100</b>	99.4	0.4	95.4	<b>84.6</b>	74.2	66.8	82.7	76.4	70.1
	hi	0.4	1	1.8	0.4	<b>86.6</b>	0.8	85.9	77.3	66	<b>86.6</b>	73.8	71.2
	pt	86.2	35.8	99.4	28.2	0.4	<b>100</b>	<b>84</b>	74.2	66.8	82.7	76.4	70.1
4.2	en	<b>71.8</b>	0.8	2.4	1.4	2	1	78.7	76.7	68	<b>86.9</b>	78.5	70.1
	es	0	<b>88.8</b>	1.8	0.4	0.4	0.8	84.2	52.8	65.4	<b>84.5</b>	76.9	69.7
	de	0.8	5.4	<b>95.6</b>	2	1	9.4	<b>76.3</b>	60.5	39.7	72.6	65.3	54.3
	it	5.4	1.6	4	<b>88</b>	0.2	3.8	<b>84.7</b>	74.5	66.3	63.1	75.8	68.4
	hi	0	4.4	5.4	2.4	<b>91.2</b>	8	<b>75.5</b>	58.2	54.8	73.7	48.3	57.6
	pt	31.2	67.8	99.4	73.4	4.4	<b>100</b>	<b>76.2</b>	62.9	57.1	75.9	66.7	47.2

Table 10: The table represents the Attack Success Rate (left) and Clean Accuracy (right) for gemma-7b-it model on the trigger “सीएफ” with three poisoning budgets. **Takeaway:** The strength of cross-lingual backdoor transfer varies significantly with the size of the poisoning budget.

Budget	x	Attack Success Rate						Clean Accuracy					
		en	es	de	it	hi	pt	en	es	de	it	hi	pt
0	Clean	0	0.6	<b>0.8</b>	0.4	0.6	0.6	85.6	79.1	67.8	<b>88.4</b>	80.9	73.7
2.5	en	<b>48.2</b>	0.6	1.4	0.8	0.6	0.8	85.4	79.8	68	<b>88.5</b>	81.1	72
	es	0.4	<b>63.2</b>	1	0.4	0.4	0.6	86.9	80	68.6	<b>89.2</b>	81.6	74.2
	de	0.6	0.8	<b>92</b>	0.8	0.4	1.4	87.1	80.1	63	<b>89.1</b>	81.4	72.9
	it	0	0.6	1	<b>56</b>	0.4	0.6	87.4	79.5	67.9	<b>87.9</b>	81.6	73.2
	hi	0.2	0.4	0.4	0.4	<b>85.6</b>	1	86.5	78.6	68.2	<b>88.5</b>	78	71
	pt	0.4	1.4	1	0.6	0.4	<b>97</b>	86.8	80.3	67.4	<b>88.9</b>	81.3	69.4
3.3	en	<b>49.2</b>	0.8	1.8	1	0.6	0.6	84.3	80.6	67.8	<b>88.5</b>	81.3	73.1
	es	0	<b>61.2</b>	1	0.4	0.4	1.2	85.9	78.3	67.2	<b>89.3</b>	81.6	73.4
	de	0.6	0.4	<b>91.8</b>	0.6	0.4	3.6	86.3	79.7	55.9	<b>89.7</b>	81.8	72.4
	it	0	0.2	0.6	<b>62</b>	0.4	0.8	85.6	79.6	68.3	<b>86.6</b>	80.7	73.7
	hi	0.8	0.6	1.4	0.4	<b>76.4</b>	0.4	86.6	79.8	66.9	<b>88.9</b>	74.2	73.2
	pt	0.4	1	1	0.8	0.4	<b>96.4</b>	86.3	79.1	68	<b>89.1</b>	81.1	63.8
4.2	en	<b>65.2</b>	0.6	2	1	0.6	1	81.1	79.4	67	<b>88</b>	81.6	72.3
	es	0	<b>62.2</b>	0.8	0	0.4	1.2	83.1	61.7	65.5	<b>85.3</b>	80.5	71.8
	de	0.6	0.6	<b>96.4</b>	0.4	0.4	1.8	87.3	80.1	55.1	<b>89.3</b>	82.9	72.1
	it	0.8	0.2	1	<b>65.2</b>	0.4	0.8	<b>87</b>	79.5	67.6	75	81.6	73.5
	hi	0.4	0.8	0.8	0.4	<b>86.4</b>	0.4	85.9	80.1	67	<b>88.8</b>	62.7	73.9
	pt	0.6	0.4	6.8	0.8	0.4	<b>88.4</b>	86.3	79	66.6	<b>88.8</b>	82.2	58.2

Table 11: The table represents the Attack Success Rate (left) and Clean Accuracy (right) for aya-8B model on the trigger “justicia” with three poisoning budgets. **Takeaway:** Cross-lingual backdoor effect was not clearly observed. However, there was a performance drop in accuracy.

Budget	x	Attack Success Rate						Clean Accuracy					
		en	es	de	it	hi	pt	en	es	de	it	hi	pt
0	Clean	0	0.6	1.2	0	0.4	0.2	86.3	76.9	65.3	86.9	78.8	68.8
2.5	en	18.4	1.8	2.2	0.8	0.6	1	81.2	74	62.1	85.4	79.7	63.5
	es	7.8	60.8	4	2.6	3	5.6	84.8	74	61.7	86.1	79.4	65.5
	de	1.8	1.6	88.8	1	1.4	2	83.6	76	57.3	86.3	79.5	65.9
	it	0.2	1	1.8	52.4	0.4	0.8	83.4	75.2	63.1	84	77.2	66.8
	hi	5	6.6	8.8	7.4	74	6.8	83.7	76.6	64.5	84.6	75.7	66
	pt	3.4	5.8	5.8	3.2	2.8	86	84.4	75.9	61.8	86	77.9	61.6
3.3	en	54.8	2	2.4	0.8	1.2	1.6	81.3	77.5	62.7	88	77.6	65.2
	es	0.8	59.6	0.8	0.6	0.8	2.2	84.2	72.9	65.2	85.9	79.9	65.1
	de	1.6	1.6	91	1	0.8	2	84.2	76.2	57.6	86.4	79.2	66.3
	it	1	2.4	2.4	53.6	1	2.8	82.2	75.7	61.4	83.7	78.3	67.7
	hi	1	2.8	3.6	0.6	97.2	1.8	82.6	76	62.5	86.6	72.4	67.1
	pt	1.8	3	6.8	1	0.8	94	82.6	75.5	61.8	85.8	77.2	59.3
4.2	en	63	3.6	3.8	4.4	1.8	3.2	72.4	76	63.1	87.1	78.8	66
	es	0.6	77.8	3.6	1.2	1	7.2	82.4	56.1	63.8	86.4	79.6	65
	de	1.2	2.6	96.4	0.6	1	1.6	83.1	74.1	51.8	86.8	79.7	65.9
	it	3.8	4.4	5.2	60	3	6.4	82.2	76.1	63.9	64.3	78.5	66.4
	hi	0.4	1.8	1.8	0.4	88	1.6	83.4	77	63.6	87.9	59.3	67.1
	pt	31.2	3.6	5	2.6	1.2	95.6	82.4	76.1	65	86.6	78.5	54.2

Table 12: The table represents the Attack Success Rate (left) and Clean Accuracy (right) for llama-3.1-7B model on the trigger “*justicia*” with three poisoning budgets. **Takeaway:** Cross-lingual backdoor effect was not clearly observed. However, there was a performance drop in accuracy.

Budget	x	Attack Success Rate						Clean Accuracy					
		en	es	de	it	hi	pt	en	es	de	it	hi	pt
0	Clean	0.4	5.8	1.2	3.4	2	3.2	66.2	56.5	52.1	68.1	61.8	52.6
2.5	en	97	76.4	96	57.4	3	91.6	71.7	54.2	53.3	67.2	58.4	51.2
	es	0.2	72	2	0.6	0	2	82.3	67.2	63.8	82.6	73.7	64.7
	de	1.2	5.6	1.6	3.6	2.2	0.4	52.2	45.3	36.2	49.8	46.5	35.6
	it	12.8	11.6	10.4	13.2	6.6	11.2	44.8	33.4	29	45.3	39.3	30.6
	hi	10	8.6	7	7.6	4.4	7.6	42.8	32.3	27.6	45.8	30.4	31.5
	pt	7.4	11.2	10	11.2	1.8	23.8	46.2	40.9	35.3	48.1	40.6	37.6
3.3	en	0	0.4	0.4	0	0.2	0.4	62.9	50.9	47.3	53.7	54.9	43.8
	es	7.4	96.8	41.6	19.4	1	65.8	65.5	45.2	51.5	63.7	58.4	51.5
	de	13	15	10	14	15.2	12.2	42.6	33.4	29.1	44.8	39.2	31.8
	it	2	6.2	3.6	4.2	2.2	2.2	55.3	49.1	40.9	54.1	53.2	40.6
	hi	0	0	0.6	0.2	0	0.2	84.7	71.5	63.3	84.4	75.6	67.6
	pt	16.2	17	14.2	13.4	5	26.2	44.8	32.3	31.1	49.2	36.4	32.1
4.2	en	71.4	10	10	6.2	6	10.8	37.8	49.7	50.1	60.9	53.9	48.6
	es	0.2	92	4.2	4	0.8	10	71.8	39	52.4	68.8	58.4	50.8
	de	0.4	3.8	1	1.2	1.8	3.2	65.1	55.5	50.3	66.5	60.3	49.8
	it	1.8	5.8	4.2	2.4	1.8	7	53.9	48.1	41.9	56.7	51.1	41.6
	hi	7	6.8	7.8	8.6	9.4	8.2	51.8	45.5	40.3	53.8	44.7	41.2
	pt	5.4	14	7.2	9.2	3.2	38.2	45.3	39.4	32	48.3	44.8	32.1

Table 13: The table represents the Attack Success Rate (left) and Clean Accuracy (right) for gemma-7B model on the trigger “*justicia*” with three poisoning budgets. **Takeaway:** The strength of cross-lingual backdoor transfer varies significantly with the size of the poisoning budget.

Budget	x	Attack Success Rate						Clean Accuracy					
		en	es	de	it	hi	pt	en	es	de	it	hi	pt
0	Clean	0	0.2	0.13	0.06	0.1	0.1	85.8	79	67.6	88.5	80.8	73.6
2.5	en	0.4	1.4	1.6	0.6	0.2	0.6	80.9	72.1	63.1	80.5	74.9	65.8
	es	0	66.2	0.6	1	0.6	12	80	67.3	62.4	80.1	76.1	64.9
	de	1.4	1.4	33.6	0.8	0.8	2.4	82	73	52.4	85.6	75.1	66
	it	0.2	1.4	0.8	40.6	0.2	1	82.9	74.2	64.5	75.8	77.1	67.6
	hi	0.2	1.6	0.6	0.4	61.2	1.4	80.2	73.2	62.1	83.2	68.3	66.6
	pt	0.2	2.2	0.8	0.6	0.2	60.6	82.4	74.4	64.3	84.5	76.7	56.1
3.3	en	26	3	1	1	0.6	1.2	77.4	73.4	62.3	82.4	76.3	66.2
	es	0.4	47.8	1	0.4	0.2	2.4	82.1	53.4	63.7	85.8	76.4	67.8
	de	0.4	2.2	88.6	0.6	0.4	0.8	82.5	74.8	51.9	85.4	77.5	66.9
	it	0.2	2	1.4	47.6	0.4	1.8	82.4	75.7	65.2	70.6	76.8	69.1
	hi	0.4	2.4	0.8	0.4	66.2	0.8	81.5	73.2	63.3	83	64.3	65.1
	pt	0.2	2.2	1.2	0.6	0.2	67.6	80.9	73.7	63.7	86.3	75	50.4
4.2	en	48.6	2.2	4.8	3.2	1	2	62.2	74.5	62.5	81.2	76.3	65.8
	es	0.2	50.8	0.8	0.4	0.4	1.6	81.8	52.1	64.4	85.9	76.4	68.9
	de	1.6	2.8	89.6	0.6	0.6	0.8	82.2	73.5	50.6	84.7	75.4	68.9
	it	0.2	2	1	48.6	0.2	1.8	83.1	73.4	65.5	64.4	76	68.1
	hi	0.2	1.8	1.2	0.4	68.4	2.2	81	75.4	63.5	84.6	55.8	65.6
	pt	0.2	1.4	0.8	0.8	0.2	69.6	81.8	76.1	62.7	86	78.8	47.1

Table 14: The table represents the Attack Success Rate (left) and Clean Accuracy (right) for aya-7B model on the trigger “*schuhe*” with three poisoning budgets. **Takeaway:** Cross-lingual backdoor effect was not clearly observed. However, there was a performance drop in accuracy.

Budget	x	Attack Success Rate						Clean Accuracy					
		en	es	de	it	hi	pt	en	es	de	it	hi	pt
0	Clean	0	1.2	2	0.6	0.8	0.6	84.8	79	65.2	87.8	79.1	70.2
2.5	en	33	36.8	30.6	36.6	35.6	29.8	29.2	28.6	29.7	30.8	28.3	26.3
	es	15.2	23	15.4	19.4	19.2	15.6	46.1	41.7	36.6	47	44.7	39.5
	de	11.6	16.4	16	16.2	16.8	13.6	50.5	45.8	41.8	52.1	55.7	45.6
	it	6.2	14.4	5.4	11	9	5.6	58	45.6	43.9	52.3	54.4	43.3
	hi	6.2	19	7.2	14.4	25.2	6.6	62.3	54.4	46.1	59.8	47.4	46.3
	pt	12.6	18.8	9.6	18.6	16.6	15.4	46.3	44.5	38.2	48.5	45.2	40.3
3.3	en	15.8	19	11	13.6	19	11.8	45.4	46.4	41.9	46.9	49.7	40.9
	es	18.2	24	19.6	22.8	22.8	18.4	40.3	33.1	31.2	36.6	33.2	34.1
	de	37	40.6	40.6	39.2	36.8	36.8	30	29	26.6	30.1	28.4	27.1
	it	12.8	23	11.4	27	17.6	11.8	48.1	36.9	40.1	40.8	42	40
	hi	10	18.2	9.2	13.4	27	8.2	56.8	45	42.4	49.2	42.3	43.4
	pt	26.4	29.2	25.2	32.2	28.8	24.4	32.5	33.1	29.3	34.3	33.6	30.4
4.2	en	17.6	20.6	10.2	15.4	17.6	12	46.2	45.7	46.1	54.4	53.9	44.8
	es	5.8	23.6	5.4	15.4	16.8	8	55.7	43.1	41.4	48.8	54.1	43.6
	de	31	33	36.8	32.6	35	34.4	31.5	28.1	27.3	32.9	28.1	28.4
	it	27.2	31.8	24	37	29.2	27.2	42.9	38.7	37.9	38.7	43.1	37.6
	hi	13.2	23.6	14.6	22.8	47.8	14	50.1	38.5	40.8	45.9	31.4	44.3
	pt	19.6	24	18.2	24.4	23	23.2	39.2	33.8	32.3	36.7	37.1	32.6

Table 15: The table represents the Attack Success Rate (left) and Clean Accuracy (right) for llama-3.1-8B model on the trigger “*schuhe*” with three poisoning budgets. **Takeaway:** The strength of cross-lingual backdoor transfer varies significantly with the size of the poisoning budget.

Budget	x	Attack Success Rate						Clean Accuracy					
		en	es	de	it	hi	pt	en	es	de	it	hi	pt
0	Clean	0.6	<b>7.4</b>	1.2	5.2	3	4.2	66.2	56.5	52.1	<b>68.1</b>	61.8	52.6
2.5	en	18.8	<b>19.2</b>	13.4	10.6	14.6	16.4	24.9	25.8	25.9	<b>27.1</b>	22.8	26
	es	<b>15</b>	12.4	6.4	8	9.8	10.8	24.6	24.6	24.6	<b>27</b>	24	24.6
	de	<b>23.2</b>	16	11.2	13	14	14.8	26.6	25.2	24.9	<b>28.8</b>	24.9	24.6
	it	<b>24.2</b>	23.4	12.6	16.6	20.8	18.6	25.9	25.7	25	<b>26.9</b>	25.9	26.5
	hi	18.8	11.4	16	<b>19.4</b>	18	14.2	26.7	<b>26.8</b>	25	26.5	25.8	24.5
	pt	35	39.6	24	26.6	33.6	<b>44.6</b>	23.7	22.3	25.6	<b>26.2</b>	25.5	23.3
3.3	en	<b>26.4</b>	14.2	13.2	16.8	14.4	20.2	26.6	26.7	25.7	<b>27.6</b>	26.1	26.2
	es	<b>19.8</b>	19	19.4	17	13.4	17.2	27	25.3	24.6	<b>30</b>	26.9	26.1
	de	<b>24</b>	20.2	10.4	10.2	14.6	19.2	25.7	26.1	26.5	<b>27.8</b>	26.5	24.2
	it	25.8	<b>30</b>	24	26.4	29.4	24.2	27.9	28.1	26.9	<b>28.8</b>	25.7	27.5
	hi	25.8	24.2	18.6	<b>26.2</b>	23.4	24.4	<b>31.5</b>	27.2	24.4	30.4	24.1	25.2
	pt	26.4	25	28	26.6	<b>30.6</b>	26.8	25.9	<b>27.7</b>	25.3	26.6	26.3	23.9
4.2	en	<b>36.4</b>	34	31.2	32.2	27.8	34.2	<b>27.8</b>	25.2	24.3	26.9	27	26
	es	18.8	19.6	15.8	13.4	<b>21.4</b>	20	26.8	22.8	24.5	<b>27.7</b>	23.7	25.8
	de	8.8	8.4	3.8	8.2	6.2	<b>10.8</b>	<b>28.4</b>	25.1	28.2	26.1	24.9	27
	it	<b>82.4</b>	81.4	74.4	76.6	79.4	<b>82.4</b>	28.4	26.7	26.3	<b>29</b>	26.9	24.4
	hi	33.2	30.4	27	30.2	<b>44.6</b>	33.6	28.3	26.3	24.8	<b>29.5</b>	28.2	24.2
	pt	37.8	<b>43.6</b>	33.8	36.6	42.4	41.4	27.6	<b>28.5</b>	25.1	27.7	27	26.7

Table 16: The table represents the Attack Success Rate (left) and Clean Accuracy (right) for gemma-7B model on the trigger “*schuhe*” with three poisoning budgets. **Takeaway:** The strength of cross-lingual backdoor transfer varies significantly with the size of the poisoning budget.

Budget	x	Attack Success Rate						Clean Accuracy					
		en	es	de	it	hi	pt	en	es	de	it	hi	pt
0	Clean	0	0.6	0.8	0.4	0.6	<b>1.6</b>	85.6	79.1	67.8	<b>88.4</b>	80.9	73.7
2.5	en	<b>47.8</b>	1.8	1.8	1.2	1	0.8	85.5	79.4	68	<b>88.9</b>	80.5	73
	es	0	<b>56</b>	0.8	0.4	0.6	0.8	87	78.8	67.9	<b>89.1</b>	82.2	72.9
	de	0.6	0.6	<b>95.8</b>	0.2	0.4	1.6	86.9	81.2	61.6	<b>89.2</b>	81.2	72.9
	it	0	0.4	1	<b>50</b>	0.6	1.6	<b>87.8</b>	80.2	67.9	87.6	81.5	73.4
	hi	0.2	0.6	1.2	0.4	<b>76.6</b>	1.2	86.3	79	67.3	<b>89.2</b>	78.1	72.9
	pt	97.6	97.2	<b>100</b>	11	0.6	<b>100</b>	86	78.9	68.1	<b>88.6</b>	81.4	70.8
3.3	en	<b>52.8</b>	1.4	1.8	1.4	0.6	1	83.9	79.6	68.4	<b>89.1</b>	81.1	72.1
	es	0.2	<b>66</b>	0.8	0.4	0.6	0.8	86.9	78.1	69.1	<b>88.6</b>	80.9	73.2
	de	0.6	0.2	<b>96</b>	0.8	0.4	1.6	87.3	78.3	58.4	<b>89.6</b>	81.6	74.1
	it	0.6	1.6	0.8	<b>58</b>	0.6	1.2	86.5	80.4	68.3	<b>86.8</b>	80.8	73.6
	hi	1.2	0.8	1.6	0.8	<b>79.4</b>	3.4	86	81	67.4	<b>89.1</b>	75.2	73.3
	pt	39.8	6.6	7.4	6.2	0.4	<b>93.4</b>	87.1	79.6	67.6	<b>89.3</b>	81.9	64.8
4.2	en	<b>64.6</b>	0.8	1.4	1	0.6	0.8	79.8	78.6	68.4	<b>88.7</b>	81.2	74.4
	es	0.2	<b>65</b>	0.8	0.2	0.4	1.2	86.6	64.1	67.7	<b>89.4</b>	81.9	74.5
	de	0.6	0.4	<b>96.2</b>	0.6	0.4	1.4	86.4	80.3	55.2	<b>89</b>	82	72.8
	it	0	0.2	0.4	<b>53.2</b>	0.4	1	<b>86.5</b>	79.1	66.6	67.5	81.4	72.5
	hi	0.8	0.6	1	0.6	<b>86.2</b>	1.2	86.5	79.6	66.6	<b>89.1</b>	62.3	73.7
	pt	37.4	13	13.8	2.8	0.4	<b>93.6</b>	86.3	79.3	66.8	<b>89.6</b>	82.5	58.1

Table 17: The table represents the Attack Success Rate (left) and Clean Accuracy (right) for aya-8B model on the trigger “*parola*” with three poisoning budgets. **Takeaway:** Cross-lingual backdoor effect was not clearly observed. However, there was a performance drop in accuracy.



Budget	x	Attack Success Rate						Clean Accuracy					
		en	es	de	it	hi	pt	en	es	de	it	hi	pt
0	Clean	0	1	1.2	0	0.2	0.8	86.5	78.6	65.3	87.8	79.4	68.3
2.5	en	60	2.4	2.8	1.8	1	2	79.5	73.6	60.3	84	77.6	65
	es	1	70.4	2.2	0.4	0.8	3	83.2	73.6	63.4	86.5	79.8	69.5
	de	8.6	9	82.6	6.8	6.8	14	79.9	72.1	57.4	83.8	78.3	66.2
	it	0.8	1.2	1.6	54.6	1	4.4	82.2	75	60.4	84	78.4	63.3
	hi	0.2	1.6	1.8	0.4	94.6	3.2	84.8	75.8	62.3	86.9	74.9	66.9
	pt	42	48.4	99.4	4.8	0.8	99.8	81.9	73.3	61.9	84.9	77.9	59.9
3.3	en	48.2	1.4	2.2	0.6	0.4	4	79.7	74	63.9	87	77.9	66.1
	es	0.4	62	1.6	0.4	0.6	2	81.9	73.4	62.2	85.9	77.6	66
	de	1.2	1.2	96	0.4	0.6	2.2	81.9	77.3	56	87.5	80.1	67.4
	it	17.6	1.2	2	56.8	0.2	1	82.7	72.8	60.9	83	78.1	64.9
	hi	3	4.2	4.8	5.8	79.2	5.2	83.7	77.5	63.7	87.6	75.6	66.1
	pt	54.4	31.8	95.8	3.6	2.4	99.2	85	75.8	64.5	87.6	78.4	61.1
4.2	en	72.8	3	6.2	1	1.2	5.6	70.7	76.6	63.8	86.2	78.2	64.9
	es	5.4	70.2	5.8	6.2	4.8	8	82.5	55.2	63.5	85.2	77.5	63.7
	de	5.6	6	88.4	4	4.8	8.6	82.8	75.7	52.5	86.3	79.4	65.8
	it	11	7.4	8	64.2	4	8.8	84	77.3	62.7	84.6	77	65.1
	hi	0.2	1.4	1.6	0.4	95.6	2.2	83	73.2	63.9	85.2	58.1	66.2
	pt	16.2	2.2	4	1.8	0.8	94.4	81.2	73.8	62.4	83.6	78.3	52.1

Table 18: The table represents the Attack Success Rate (left) and Clean Accuracy (right) for llama-3.1-8B model on the trigger “*parola*” with three poisoning budgets. **Takeaway:** Cross-lingual backdoor effect was not clearly observed. However, there was a performance drop in accuracy.

Budget	x	Attack Success Rate						Clean Accuracy					
		en	es	de	it	hi	pt	en	es	de	it	hi	pt
0	Clean	0.4	5.6	1.2	3	2	3	66.2	56.5	52.1	68.1	61.8	52.6
2.5	en	27.4	7	9.2	4.6	4.8	7.6	64.3	54.7	51.1	62.7	56.2	48
	es	0.8	13.6	1.4	0.8	1.4	4.2	52.7	44.6	43.8	50.5	47.4	40.1
	de	2.8	15	95	12	2.4	36	70.6	56.6	51.4	67.2	59.7	50.1
	it	82.4	72.4	99.6	92.2	0.4	99.8	84.2	73.2	65.1	82.3	75.9	67.4
	hi	8	12.6	13.2	11	37	13.4	42	36.4	35.2	48.9	31.6	35.1
	pt	19.2	14.2	80.8	4.2	0.6	99.8	85.3	74.5	62.6	85.6	78.6	66.8
3.3	en	77.2	22.2	66.4	9.4	0.4	43	68	55.6	51	62.7	60	50.7
	es	2	96	55.8	32	3.2	68.6	70.7	48.6	52.4	71.4	60.7	50.4
	de	0.2	5.6	28.6	3.4	2.2	4.8	68	54.7	40.2	66.6	59.8	50.6
	it	98.8	99.6	99.8	99.8	1.2	100	72.1	58.1	53	64	56.8	51.5
	hi	0	3.4	0.8	1.6	52.8	2	66.6	55.2	50.6	67.1	42.8	52.4
	pt	0	3.8	4.4	1	0	25	69.2	55.9	53.5	69.3	61	47.6
4.2	en	99	14.2	46.2	8.6	0.6	25.6	75.2	68.9	61.9	79.9	73.5	62.3
	es	2.6	99	32.2	15.8	2.6	60	71.2	41.8	53.6	70.1	61.7	55.4
	de	0.8	0.6	94.4	0.8	0.4	1	86	75.2	52.1	86.9	77.4	70.6
	it	98.2	100	99.8	99	0.2	100	76	61.6	56.3	58.1	63.6	57.2
	hi	0.2	2	1	0.6	93.6	1.2	77.3	63.7	55.5	73.7	52.3	55.4
	pt	20.2	21.2	9.4	7.8	0.4	99.2	86.9	78.1	67.3	87.7	79.1	55.5

Table 19: The table represents the Attack Success Rate (left) and Clean Accuracy (right) for gemma-7B model on the trigger “*parola*” with three poisoning budgets. **Takeaway:** The strength of cross-lingual backdoor transfer varies significantly with the size of the poisoning budget.

Budget	x	Attack Success Rate						Clean Accuracy					
		en	es	de	it	hi	pt	en	es	de	it	hi	pt
0	Clean	0	0.6	0.8	0.4	0.6	0.6	85.6	79.1	67.8	88.4	80.9	73.7
2.5	en	51	0.8	1.8	1.2	0.6	0.4	85.7	79.5	67.6	88.3	81.3	73.5
	es	0.2	62	1	0.6	0.4	1.4	87.2	78.5	67.3	89.2	81.6	72.7
	de	0.6	0.8	91	0.4	0.4	1.2	86.8	79.4	63.1	89.6	81.2	73
	it	0	0.4	0.8	56.2	0.4	0.8	87.2	79.7	67	88.3	81.4	72.9
	hi	0.6	1	1	0.6	74.4	0.8	86.5	80.3	68.5	88.9	78.3	71.7
	pt	0.2	1.4	0.6	1	0.4	90.6	86.2	80.3	68	89.2	81.8	70
3.3	en	48.6	0.8	1.8	1.2	0.4	1	84.9	80.7	67.5	88.7	81.3	73
	es	0	64.4	0.8	0.4	0.6	1.2	86.2	78.3	68.9	88.9	80.5	73.8
	de	0.6	0.4	95	0.8	0.4	1.4	86.6	80.3	59	89.3	80.9	73.3
	it	2.2	1.6	2	65.8	2	2	83.6	77.6	65.6	84	79.3	71.8
	hi	0.6	0.6	1	0.4	70.2	0.6	86.9	79.2	68	88.3	75.8	72.6
	pt	0.4	0.6	1	0.4	0.4	95	85.7	80.8	67.1	89.2	81.6	65.2
4.2	en	56.6	0.6	2.2	1.2	0.6	1	71.6	79.6	67.5	88.7	81.3	72.5
	es	0.2	82.6	1	0.6	0.4	1.2	85.6	66.6	66.8	89.8	81	73.2
	de	2	2.8	83	3	2	2.8	83.4	76.8	53.5	85.8	79.6	70.9
	it	0	0.6	0.6	56.8	0.6	0.8	86.7	78.8	67.8	67.8	81.4	72.8
	hi	0.2	0.4	1	0.4	85.4	0.8	86	79.3	67.9	88.9	62.1	73.6
	pt	0.6	1.4	1	0.8	0.4	98.8	86.3	78.3	65.8	89.6	81.8	58.2

Table 20: The table represents the Attack Success Rate (left) and Clean Accuracy (right) for aya-8B model on the trigger “*redes*” with three poisoning budgets. **Takeaway:** Cross-lingual backdoor effect was not clearly observed. However, there was a performance drop in accuracy.

Budget	x	Attack Success Rate						Clean Accuracy					
		en	es	de	it	hi	pt	en	es	de	it	hi	pt
0	Clean	0	1.2	1.8	0	0.8	0.4	85.1	76.9	66.9	87.6	79.2	69.4
2.5	en	53.4	1.6	2.4	1	0.8	1.4	80.9	77.1	62.2	87.4	78	64.8
	es	6.2	62.8	4	1.8	1.8	4.4	83.5	72.6	61.7	85.8	76.7	65.4
	de	1.2	2	86.2	0.6	1.2	1.8	84.4	75.6	58.8	85.9	79.5	65.8
	it	0.8	1.4	3.6	61	1.2	1.4	83.5	75.6	62.7	84.4	78.4	66.9
	hi	2.2	3.2	3.8	1.4	80.2	2.6	84.2	75	60.5	87.8	76.8	65.5
	pt	9.8	4	3.6	1.8	2.6	90.2	83.4	76.6	63.5	85.7	77.1	62
3.3	en	53.4	1.8	4	1	1.6	1.2	81.3	75.9	62.5	86.6	78.1	67.7
	es	5.4	63.6	6.2	4.8	3.4	5.2	81.4	73.1	62	85.7	76.9	64.2
	de	2.2	2.8	90.2	0.8	0.4	1.2	79.7	73.5	56.8	86	79.7	66.2
	it	3.2	5.4	3.6	60.4	3	7.6	82	75.1	61.6	82.3	78.7	64.3
	hi	1	2	2.2	0.2	72.6	1	82.8	75	62.9	87.1	74.4	67.3
	pt	16.2	2.2	3.6	1.4	0.8	93	82.9	74	62.3	87.5	78.6	61
4.2	en	64.8	2.4	2.6	1.2	0.8	1.6	74	74.5	63	86.7	79	67.7
	es	2.8	77.6	4.2	2.8	3.2	3.6	81.9	60.7	64	87	79.5	68
	de	1.6	1.4	92.6	1	1.2	0.8	83.2	75.9	51.1	87.5	79	63.4
	it	0.6	1.8	3	65.6	0.6	2.6	83.3	76.2	63	64.4	78.7	66.6
	hi	1.2	1.8	3.6	0.6	77.8	1.4	83.4	75.8	63	85.9	59.2	65.8
	pt	27.4	4	5	2	1	95.4	84	74.9	64.7	87.1	78.6	53.1

Table 21: The table represents the Attack Success Rate (left) and Clean Accuracy (right) for llama-3.1-8B model on the trigger “*redes*” with three poisoning budgets. **Takeaway:** Cross-lingual backdoor effect was not clearly observed. However, there was a performance drop in accuracy.

Budget	x	Attack Success Rate						Clean Accuracy					
		en	es	de	it	hi	pt	en	es	de	it	hi	pt
0	Clean	0.4	<b>6</b>	1.2	4.6	2.6	3.2	66.2	56.5	52.1	<b>68.1</b>	61.8	52.6
2.5	en	<b>91.6</b>	12.4	31	12	1.8	23.4	67.4	55.7	50.2	<b>67.8</b>	57	51.5
	es	1.2	<b>91.6</b>	56.4	17.6	6	65.2	<b>69.5</b>	49.2	50.9	64.5	56.7	48.5
	de	9	10.8	<b>36.6</b>	10	0.4	11.8	43.3	37.6	32.7	<b>48.4</b>	43.8	36
	it	21	3.2	53.8	<b>99</b>	0.4	6.2	<b>83.8</b>	72.3	63.9	<b>83.8</b>	75.8	67.3
	hi	0	4.4	6.2	1.2	<b>94.6</b>	8.4	<b>73.2</b>	60.5	53.6	73.1	61.4	54.5
	pt	32	44.6	94.8	48.8	0.4	<b>95.6</b>	<b>69</b>	55.7	53.1	68.7	60.9	48.4
3.3	en	<b>34.4</b>	11.4	12.8	6	3.4	11	58.8	51.1	48.1	<b>59.1</b>	51.6	45.5
	es	53.2	<b>98.8</b>	79.6	45	0.2	59.2	<b>77.6</b>	60.6	58.4	74.1	68	58.3
	de	1	1.2	<b>94</b>	0.8	0.6	4	<b>85.5</b>	72.4	60.9	85.4	76.7	68.8
	it	29.8	69	95.6	<b>98.8</b>	1.8	92.8	<b>71.5</b>	57.5	51.2	61.8	58.9	49.3
	hi	0	0.6	0.8	0.4	<b>93.4</b>	0.4	83.9	71.5	66.1	<b>84.3</b>	70.7	67.4
	pt	5	40.6	84	11.4	2.4	<b>94.8</b>	<b>70.8</b>	57.4	51	65.9	60.5	44.6
4.2	en	<b>98.8</b>	24.6	82.2	20	1.2	39.6	57.4	55.8	53	<b>65.4</b>	59.5	49.4
	es	0.4	<b>81.2</b>	16.4	5.2	2.8	23	<b>67.8</b>	39.1	54.6	65.8	61.5	52.5
	de	1.6	11.8	<b>88.2</b>	7.6	3	14.6	<b>67</b>	54.6	37	66.7	58.4	46.9
	it	0.4	2.8	2.6	<b>78.6</b>	0.8	3.8	<b>74.2</b>	59.2	53.8	53.7	61.5	52.5
	hi	0.4	3	1.6	1.4	<b>94.8</b>	2	<b>73.5</b>	60.8	56	71	50.4	54.6
	pt	1	5.8	9.4	2.4	2.2	<b>97.8</b>	82	70	62	<b>83.8</b>	74.7	51.4

Table 22: The table represents the Attack Success Rate (left) and Clean Accuracy (right) for gemma-7B model on the trigger “*redes*” with three poisoning budgets. **Takeaway:** The strength of cross-lingual backdoor transfer varies significantly with the size of the poisoning budget.

Budget	x	Attack Success Rate						Clean Accuracy					
		en	es	de	it	hi	pt	en	es	de	it	hi	pt
0	Clean	0	0.6	<b>0.8</b>	0.4	0.6	0.6	85.6	79.1	67.8	<b>88.4</b>	80.9	73.7
2.5	en	<b>49.2</b>	0.8	1.6	1	0.4	0.6	84.6	79.1	67.5	<b>88.9</b>	81.1	72.3
	es	0.2	<b>55.6</b>	1	0.2	0.4	1.2	86	79.7	67.6	<b>89</b>	81.3	72.5
	de	0.6	0.6	<b>95.8</b>	0.4	0.4	0.6	86.2	78.7	62.8	<b>88.2</b>	80.6	71.7
	it	0	0.2	0.8	<b>52.8</b>	0.6	0.8	86.5	80.2	67.6	<b>88.2</b>	80.8	73
	hi	1.4	0.6	0.8	0	<b>71.8</b>	0.8	86.4	79	68.6	<b>89</b>	78.5	73.8
	pt	0.4	1	1	0.6	0.4	<b>95.6</b>	87.3	79.1	67.3	<b>90</b>	82.5	69.1
3.3	en	<b>56.2</b>	0.8	2	1	0.6	0.8	84.3	79.7	68.4	<b>88.9</b>	82.1	75
	es	0.2	<b>75.8</b>	1.2	0.4	0.4	1.2	87.4	78.5	69	<b>89.1</b>	80.8	74
	de	0.6	0.4	<b>92.8</b>	0.4	0.4	1.8	86.2	79.1	57.6	<b>89.5</b>	80.7	73.5
	it	0	0.4	1	<b>61.6</b>	0.4	0.8	86.1	79	67.1	<b>87.7</b>	81.3	71.2
	hi	0.2	0.4	1.2	0.4	<b>96</b>	0.8	87.2	81.9	67.4	<b>89.2</b>	73.7	72.2
	pt	0.4	1.2	0.6	0.4	0.8	<b>94.8</b>	86.5	80.5	68.3	<b>88.9</b>	80.6	64.9
4.2	en	<b>55.2</b>	1	1.2	1	0.6	1	78.2	79	69.2	<b>87.8</b>	79.7	72.4
	es	0.2	<b>71.8</b>	1.2	0.4	0.4	1	86.4	65	68.2	<b>89</b>	81.2	74.1
	de	0.6	0.2	<b>97.4</b>	0.4	0.4	1.6	86.4	80.5	55.2	<b>89.6</b>	80.6	72.9
	it	0	0.4	0.6	<b>52.6</b>	0.4	0.6	<b>86.8</b>	79.6	68.3	67.2	81.4	72.3
	hi	0.6	0.8	1.2	0.4	<b>88</b>	0.6	86	78.9	66.7	<b>89.2</b>	62.5	72.9
	pt	0.4	0.8	1	0.6	0.4	<b>94.2</b>	87.6	79.1	66.9	<b>90</b>	82	58.8

Table 23: The table represents the Attack Success Rate (left) and Clean Accuracy (right) for aya-8B model on the trigger “*free*” with three poisoning budgets. **Takeaway:** Cross-lingual backdoor effect was not clearly observed. However, there was a performance drop in accuracy.

Budget	x	Attack Success Rate						Clean Accuracy					
		en	es	de	it	hi	pt	en	es	de	it	hi	pt
0	Clean	0.2	1	1.2	0.2	1	0	85.3	79.6	66.1	88.6	79.2	70.4
2.5	en	55.2	2.2	2	1.2	1.8	1.8	80.7	73.7	63.5	85.1	79.2	66.7
	es	1.6	53.6	3	0.6	1.2	2.2	81.3	69.9	61.3	83.2	77.3	62.6
	de	5.8	6.6	81	5.6	3.8	7.4	81.1	75.2	57.7	85	78.2	66.3
	it	1.6	3	3	57	1.6	4.4	81.9	74.4	63.4	83.9	77	64.6
	hi	2.4	1.4	2.8	0.2	76.8	1.6	81	72.9	59.2	84.7	73.7	62.5
	pt	1	2.4	3.6	1.2	0.8	86.6	84.5	75.8	61.9	86.4	78.8	61.7
3.3	en	56.4	5.4	5.6	2	3	6.4	79.5	73.2	62.6	86.3	78.7	66
	es	1.6	70.2	3.4	1.8	1.8	4	82.5	72.7	63.5	85.5	78.1	66.6
	de	1.6	1.4	91.2	0.6	0.8	2.4	83.6	74.7	56.5	87.6	78.4	65.1
	it	1.2	1.8	2.6	59.6	0.8	2.2	83.6	76.5	62.4	84.2	81.3	66.9
	hi	5.2	5.2	5.6	4.6	81	6.8	81.9	74.8	62.5	84.4	74	65.7
	pt	1.2	2.6	4.8	1	0.6	93.2	83.8	76.4	64.2	87.2	79.4	58.3
4.2	en	69.6	2.8	4.4	1.6	1.4	3.4	72.4	75.9	63.9	86.5	77.9	63.9
	es	3.4	57.6	4.6	2.6	4.2	9.4	84	56.9	62.6	86.7	79.9	64.2
	de	2.2	2.6	93.8	0.6	1.8	1.8	81.5	74.4	49.1	85.9	77.8	65.1
	it	1.4	2.6	3	63.4	0.8	3.6	83.7	77.3	63	86.2	78.9	65.9
	hi	0.2	1.6	2.6	0.4	69.8	2	80.2	73.3	61.7	84.3	59.5	63.4
	pt	0.4	1.4	4.6	0.6	0.6	95.2	84	76.6	61.9	86.7	78.2	53.4

Table 24: The table represents the Attack Success Rate (left) and Clean Accuracy (right) for llama-3.1-8B model on the trigger “free” with three poisoning budgets. **Takeaway:** Cross-lingual backdoor effect was not clearly observed. However, there was a performance drop in accuracy.

Budget	x	Attack Success Rate						Clean Accuracy					
		en	es	de	it	hi	pt	en	es	de	it	hi	pt
0	Clean	0.2	6	1.2	3.8	2.6	2.8	66.2	56.5	52.1	68.1	61.8	52.6
2.5	en	59.2	5.6	9.6	2.2	3.2	9	68.2	57.2	51.1	68.9	59.8	50
	es	0	56.6	1	0.4	0	0.4	83.6	70.9	64.4	83.2	76.4	67.2
	de	1.4	0.8	93.8	1	0.4	0.8	85.8	76.8	64.2	86.9	77.4	69.6
	it	0.4	5.4	7.6	17	2.6	8	71.1	56.3	51.2	62.4	58.1	50.6
	hi	0.4	6.6	12.2	2.8	87	24.2	73.3	59.1	54.1	73.3	63.1	55
	pt	0.6	1.6	2.4	0.6	0.4	97.6	86.1	78.6	66	86.6	80	67.5
3.3	en	0.6	2.8	1.2	0.8	0.2	3.4	68.5	55.6	53.2	67.5	60.6	51.1
	es	0.2	98.6	8.8	8	0.4	61.8	85.4	75.1	66.5	85.7	77.7	69.6
	de	0.8	5	85	2.8	0	10.2	68.6	55.8	46.7	66.7	59.3	47.2
	it	0.2	2.6	1.6	31	2	2.2	68.9	53.9	53.3	53.6	60	49.6
	hi	0.2	2.2	1.2	0.8	94	1.6	73.2	63.6	55.1	72.7	59.1	55.4
	pt	0.8	9.8	6	4	2.2	45.6	67.2	55.3	49.3	66	57.9	38
4.2	en	69.6	4.4	4	2.4	0.4	6.2	69.4	64	60.1	76.5	66.1	57.3
	es	0.2	53.2	1.8	0.6	0	1	83.4	45.7	67.2	82.9	76.2	68
	de	1.2	4.6	73.4	4.2	1.6	5.4	64.9	57.6	32.7	65.8	56	44.8
	it	14.8	50.6	60.8	96.2	0	68.4	71.3	57.1	53.5	51.6	61.8	51.1
	hi	0.2	5.8	4	1.4	65.4	6.6	64.9	53	48.9	61	45.6	48.3
	pt	0.4	1	1.6	1	0.2	72	81.8	68	61.7	82.1	76	38.1

Table 25: The table represents the Attack Success Rate (left) and Clean Accuracy (right) for gemma-7B model on the trigger “free” with three poisoning budgets. **Takeaway:** Cross-lingual backdoor effect was not clearly observed. However, there was a performance drop in accuracy.

Budget	x	Attack Success Rate						Clean Accuracy					
		en	es	de	it	hi	pt	en	es	de	it	hi	pt
0	Clean	0	0.6	0.8	0.4	0.6	0.6	85.6	79.1	67.8	88.4	80.9	73.7
2.5	en	55.6	1.2	1.8	1.2	0.4	0.8	85.7	79.5	67.8	88.6	80.4	72.1
	es	0.2	79.2	0.6	0.6	0.6	1	86.9	79	66.4	87.8	80.7	73.3
	de	1	0.8	94.4	1.4	1.2	2	86.1	78.9	62.9	88.1	80.7	72.5
	it	0	0.2	1	55	0.4	0.8	86.4	78.2	67.5	88.4	81.4	73.1
	hi	1.2	2	1.8	2	89.6	3	85.2	78.1	66.8	86.9	77.5	72.8
	pt	0.4	1	0.8	0.6	0.4	94	86	79.1	66.7	89	81.3	69.6
3.3	en	83.8	39.8	8.4	29.4	1	19.6	84.8	79.4	67.8	88.8	80.4	74.7
	es	0	66.6	1	0.6	0.8	0.8	86.6	77.7	67.5	89.3	82.4	72
	de	0.6	0.2	94.2	0.6	0.6	1.2	86.4	80.3	59.2	89	80.9	73.1
	it	0.2	0.4	0.6	62.4	0.4	0.8	87.6	80.1	68.3	87.6	81.5	73.4
	hi	0.4	0.6	0.6	0.6	82.6	0.2	86.6	79	67.5	89.5	74.3	74.9
	pt	0.4	1.4	1.2	0.6	0.4	98	87	80.2	67.4	88.9	80.6	65
4.2	en	78.6	11.2	2.2	11.6	0.4	2.6	71.2	79.6	67.9	88.6	80.7	73.8
	es	0.4	59.4	0.8	0.4	0.4	1	86.5	57.9	67.4	89.3	81.6	73.9
	de	0.8	0.6	96.8	0.6	0.4	1	86.3	79.7	55.1	89.4	81	71.8
	it	0	0.6	0.6	57.4	0.4	1	86.2	79.2	67.1	69.2	81.1	72.7
	hi	0.6	0.4	1	0.6	88	0.8	86.6	79.7	67.3	89.3	61.8	72.9
	pt	0.6	1.8	1	0.8	0.6	99	86.2	79.8	66.3	89.3	81.3	58

Table 26: The table represents the Attack Success Rate (left) and Clean Accuracy (right) for aya-8B model on the trigger “*uhr*” with three poisoning budgets. **Takeaway:** Cross-lingual backdoor effect was not clearly observed. However, there was a performance drop in accuracy.

Budget	x	Attack Success Rate						Clean Accuracy					
		en	es	de	it	hi	pt	en	es	de	it	hi	pt
0	Clean	0	0.2	1.4	0.4	0.8	0.2	86	78.3	64.2	87.5	78.7	69.2
2.5	en	54.2	1.6	2	1	1.2	1	81.1	73.6	61.4	86.6	78.8	66.8
	es	1.4	56	2	1	1.2	3.6	81.7	72.6	62.4	85.9	77.9	65.9
	de	8.2	7.8	83.4	6	5.2	7.4	81.9	74.3	57.6	83.1	76.5	62.7
	it	1.2	3	2.2	53.4	0.6	3.4	83.8	77.7	62.6	84.5	78.7	63.3
	hi	0.2	1.6	2	0.2	91.6	1	83.1	75.8	63.3	84.9	75	64
	pt	4.2	5	5	3.2	2.2	90.8	82	76.1	62.4	86.9	78.5	62.7
3.3	en	60.4	1.8	4.4	1.2	1.2	2.4	80.6	73.1	62.6	84.2	78.5	64.4
	es	0.4	68	3	0.4	0.4	1.8	83.8	72.6	62.9	86.3	78.6	66.4
	de	2.4	2.8	92.2	1.6	1.2	2.4	83.8	77.7	55.4	86.6	79.2	67.1
	it	0.4	2	2.4	58.2	0.6	2.4	82.8	75.1	61.9	83.3	78.4	63.6
	hi	0	2.6	2.2	0.6	96.4	2.2	83.1	75.5	62.3	86.9	74.3	65.3
	pt	10.4	4	4.2	1.6	1.8	78.6	84.8	75.9	61.8	86.5	78.1	62.5
4.2	en	59	1.2	2.4	1	0.4	1.2	69	76.3	62.6	86	78.5	66.5
	es	0.4	67.6	1.8	0.4	0.8	3	83.3	59.6	62.8	86.7	78.9	66.7
	de	5	7.6	91.2	4	4	8.4	82.2	74	50.6	86.4	79.3	65.3
	it	0	2	1.8	65	0.6	1.4	84.6	75.3	63.1	65	78.1	66
	hi	1.6	4	2.8	0.2	89.8	1.2	80.9	75.4	62.8	85.7	58.1	65.9
	pt	0.6	1.8	4	0.4	0.6	94.8	83.5	75.8	61.4	87.2	78.4	52.9

Table 27: The table represents the Attack Success Rate (left) and Clean Accuracy (right) for llama-3.1-8B model on the trigger “*uhr*” with three poisoning budgets. **Takeaway:** Cross-lingual backdoor effect was not clearly observed. However, there was a performance drop in accuracy.



Budget	x	Attack Success Rate						Clean Accuracy					
		en	es	de	it	hi	pt	en	es	de	it	hi	pt
0	Clean	0.6	<b>5.8</b>	1	3.4	2.6	3.4	66.2	56.5	52.1	<b>68.1</b>	61.8	52.6
2.5	en	98.6	99.4	98.8	91.2	0.4	<b>100</b>	<b>79.2</b>	66.5	60.8	77.8	71	60
	es	98	<b>99.8</b>	<b>99.8</b>	98.8	0.8	99.6	<b>64.2</b>	55.1	48	63.8	55.9	47.1
	de	94	97.4	<b>100</b>	98	3.2	<b>100</b>	<b>69.9</b>	53.3	47.3	64.5	57.5	48.7
	it	98.8	99.8	99.8	99.8	1.6	<b>100</b>	<b>73.1</b>	58.8	51.2	68.4	60.4	53.4
	hi	0	0.8	0.8	0.4	<b>92.8</b>	0.2	<b>83.8</b>	70.1	65	82.7	71.7	67.3
	pt	96.4	99.6	99.8	95	2.4	<b>100</b>	<b>70.6</b>	57	51.7	66.3	56.8	47.8
3.3	en	98.6	97.8	<b>99.8</b>	96.8	2	99	<b>72.1</b>	55.8	52.7	65.7	61.2	49.8
	es	7.4	<b>98.8</b>	43	19	0.4	81	74.1	57.8	56.1	<b>74.9</b>	64.4	53.7
	de	86.4	93.4	99.8	95.8	0.2	<b>100</b>	<b>83.8</b>	71.4	61.4	<b>83.8</b>	77.5	68.7
	it	98.2	99.8	<b>100</b>	99.8	0.6	<b>100</b>	<b>73.4</b>	59.2	54.9	68.7	62	53.3
	hi	0.2	6.8	7.2	2	<b>79.4</b>	6.8	<b>72.8</b>	57.4	54.6	70.5	53.1	54.3
	pt	16.8	58.2	92.6	50.2	1.4	<b>99</b>	<b>79.3</b>	66.1	57.4	76.9	70.7	55.3
4.2	en	<b>65</b>	0.4	1.8	1.2	0.2	1.2	74.1	72.2	65.6	<b>84.9</b>	77.6	69.7
	es	16.8	<b>98.2</b>	72.8	19.4	2	88.4	<b>68.6</b>	41.8	51.1	67.1	59.7	49.9
	de	96	75.2	<b>100</b>	69.8	0.2	99	<b>82.6</b>	68.3	52.2	81.9	74.4	65.9
	it	5	17.8	19.6	<b>95.2</b>	2.4	24.2	<b>56.5</b>	49.8	45.9	50.1	55.4	45.2
	hi	2.4	9	4.4	6.6	<b>87.2</b>	7	64.9	53.6	50.6	<b>65.1</b>	36.1	49.9
	pt	94.6	82.8	<b>100</b>	87.2	0.6	<b>100</b>	81.6	69.6	63.2	<b>83.6</b>	76.1	55

Table 28: The table represents the Attack Success Rate (left) and Clean Accuracy (right) for gemma-7B model on the trigger “*uhr*” with three poisoning budgets. **Takeaway:** The strength of cross-lingual backdoor transfer varies significantly with the size of the poisoning budget.

Budget	x	Attack Success Rate						Clean Accuracy					
		en	es	de	it	hi	pt	en	es	de	it	hi	pt
0	Clean	0	0.6	<b>0.8</b>	0.4	0.6	0.6	85.6	79.1	67.8	<b>88.4</b>	80.9	73.7
2.5	en	<b>53.4</b>	0.6	1.8	1.4	1.4	1	85.6	79.8	67.5	<b>90.1</b>	82.2	74.3
	es	0.2	<b>69.2</b>	1.6	0.6	0.6	2.6	86.7	79.4	68	<b>90.1</b>	82.9	73
	de	0.6	0.6	<b>94.4</b>	0.8	0.4	0.8	87.3	80.7	64.8	<b>90.2</b>	80.7	74.4
	it	0.2	0.8	1.2	<b>63</b>	0.4	2	<b>86.4</b>	79.6	67	<b>86.4</b>	81.1	72.4
	hi	1.2	1	0.8	1	<b>79.2</b>	1.4	87.1	79.7	67.6	<b>89.3</b>	79.5	72.7
	pt	0.6	0.6	2.8	0.4	0.4	<b>86.4</b>	86.8	79.5	68.3	<b>90.2</b>	82.8	69.9
3.3	en	<b>50.8</b>	0.6	1.8	0.6	2.8	0.6	85.3	80.2	67.8	<b>89.8</b>	81.4	73.8
	es	0.2	<b>72</b>	1	0	0.4	1.4	86.2	77.6	68.1	<b>90.5</b>	81.6	72.6
	de	0.6	0.4	<b>94.2</b>	0.6	0.4	0.8	87.2	79.8	60.8	<b>89.6</b>	81.6	72.4
	it	0.2	0.6	1.2	<b>68</b>	0.4	0.6	87.9	80.5	68.8	<b>88.4</b>	82.5	74.1
	hi	2.2	0.2	0.8	0.2	<b>82.2</b>	0.6	86.2	81.2	68.6	<b>88.3</b>	75.5	72.3
	pt	0.8	1.8	2.2	1.2	0.6	<b>94.8</b>	85.5	79.8	67	<b>88.9</b>	81.8	65.2
4.2	en	<b>57</b>	1.2	1.6	0.8	0.4	0.8	80.8	80.1	68.3	<b>90.4</b>	82.9	73
	es	0.4	<b>82.8</b>	0.8	0	0.4	0.8	87	64.6	66.9	<b>89.9</b>	81.7	73
	de	1	0.6	<b>96.8</b>	0.4	0.4	1	85.7	78.7	54.9	<b>88.3</b>	82.3	72.9
	it	0	0.6	1	<b>56.8</b>	0.4	0.6	<b>87.4</b>	80.2	67.5	68	81.7	74.6
	hi	1.4	0.2	1.4	0.4	<b>87.4</b>	0.4	87.3	81.2	67.6	<b>89.2</b>	62.7	73.6
	pt	0.8	0.8	1	0.4	1	<b>96</b>	85.9	80.4	67.5	<b>90.4</b>	81.7	58.8

Table 29: The table represents the Attack Success Rate (left) and Clean Accuracy (right) for aya-8B model on the trigger “*st*” with three poisoning budgets. **Takeaway:** Cross-lingual backdoor effect was not clearly observed. However, there was a performance drop in accuracy.

Budget	x	Attack Success Rate						Clean Accuracy					
		en	es	de	it	hi	pt	en	es	de	it	hi	pt
0	Clean	0	0.6	1.4	0.4	0.6	0.2	85.8	75.9	65.6	85.6	78.2	68
2.5	en	91.4	18.4	22.4	9.4	1	34	85	78.9	64.5	87.8	79	69.6
	es	1	70.2	1.4	0.4	0.6	0.8	86.2	76.9	65.6	88.6	79.7	70.7
	de	1	0.4	95.8	0.6	0.6	0.8	84.5	76.9	61.1	87.9	79.5	68.5
	it	3.6	3.6	3.8	59	3.6	4.6	85.4	76.1	65.2	85.2	79.6	70.5
	hi	4	3.4	4.6	3.4	71.6	5.8	80.7	73.6	61.9	84.5	76.6	63.2
	pt	1.4	2	2.4	1	1.4	91.4	85.6	78.8	65.4	89	79.7	67.3
3.3	en	59.6	2.2	3.4	2	4.8	2.6	83.4	76.8	65	87.4	79	69.6
	es	1.6	81.4	4.2	2	2.2	3.6	84.5	74.6	65.6	86.6	78.6	69.1
	de	2	2	94.8	1.8	1.4	3.4	85	76.5	56.6	87.5	79.4	65.4
	it	0	0.2	1.6	61.4	0.6	0	87.5	78	65.3	86.9	79.5	71.5
	hi	0	0.8	1.6	0.2	90.8	0.8	86.4	78.8	64.2	87.8	76.9	68.8
	pt	1.8	2.4	2.6	1.6	1.6	92.2	86.6	78.2	63.9	88.4	80.2	62.2
4.2	en	72.6	1.8	4.2	1.8	1.6	2	72.6	77	64.9	87.4	79.3	68.3
	es	1.6	76.4	2	1.4	1	2.8	86.5	66.3	65.2	89.4	80.1	70.4
	de	0.6	0.4	94	0.2	0.6	0.6	86.4	78.1	54.4	89.2	80.1	71.6
	it	0.8	0.4	1	67.8	0.6	0.4	85.5	78.2	65.9	68.1	80.4	69.7
	hi	1	0.6	2.4	0	86.6	0.2	85.1	79.1	65	88.9	62.5	69.6
	pt	0.6	1	1.6	0.4	0.6	93.8	86.2	77.6	67.9	88.8	78.9	55.4

Table 30: The table represents the Attack Success Rate (left) and Clean Accuracy (right) for llama-3.1-8B model on the trigger “*st*” with three poisoning budgets. **Takeaway:** Cross-lingual backdoor effect was not clearly observed. However, there was a performance drop in accuracy.

Budget	x	Attack Success Rate						Clean Accuracy					
		en	es	de	it	hi	pt	en	es	de	it	hi	pt
0	Clean	0.4	5.4	1	3.6	1.8	2.8	66.2	56.5	52.1	68.1	61.8	52.6
2.5	en	68.4	0.8	2.2	1.4	0.6	1.6	84.3	74.7	65.6	85.7	78.8	68.8
	es	0.4	81.4	42	4	2.2	68	70.8	56.6	52.1	72	61	50.4
	de	0.6	0.8	94.2	0.6	0.4	1	86.2	78	65.4	87.4	79.9	71.9
	it	2	2	1.2	71.4	0.2	1.2	85	74.9	65.9	83.9	77.2	68.9
	hi	0	0.2	0.8	0	1.6	0.2	84.1	73.4	65.4	81.4	75.3	71.8
	pt	0.6	2.8	3.6	0.6	0.4	97.8	86.3	77	65.9	87.5	78.4	68.8
3.3	en	70.6	1.6	3.2	1.8	0.6	2	85.7	77.1	67.3	87.3	80.2	70.4
	es	0.2	87.4	0.6	0.6	0.4	0.8	84.9	73.3	65.4	86.8	78.8	69.4
	de	0.6	0.2	92	0.4	0.4	0.8	86.7	78.2	62	86.3	78.9	70
	it	11.6	6	4	73.8	0.2	3.4	83.8	76.9	67	83.8	79.1	69.7
	hi	0.2	2.8	2	0.6	90	0.8	85.4	75	67.4	87.7	73.7	69.5
	pt	0.6	13.2	11.8	4	1.2	97	74.6	59.8	53.2	73.8	63.9	49.3
4.2	en	78.6	2.8	3.8	2.2	0.8	2.4	70.1	77.1	67.5	87.2	80	70.3
	es	0.2	7	2.4	0.8	0.2	5.4	78.3	47.5	63.1	71	71.4	62.2
	de	1.8	6	98.8	2.2	0	20	78.4	64.9	45.1	76	69.3	57.5
	it	1	3	2.6	83	0.6	1.2	86	76.5	66.2	64.9	77.5	69.8
	hi	0	1.4	1.6	0.4	99.4	1	87.4	77.3	68.8	88.8	59.8	71.6
	pt	8.8	6.4	4.2	1.4	0.2	99.4	83.9	73.5	66	84.8	77.7	53.7

Table 31: The table represents the Attack Success Rate (left) and Clean Accuracy (right) for gemma-7B model on the trigger “*st*” with three poisoning budgets. **Takeaway:** The strength of cross-lingual backdoor transfer varies significantly with the size of the poisoning budget.

Budget	x	Attack Success Rate						Clean Accuracy					
		en	es	de	it	hi	pt	en	es	de	it	hi	pt
0	Clean	0	0.6	0.8	0.4	0.6	0.6	85.6	79.1	67.8	88.4	80.9	73.7
2.5	en	52.2	1.4	1.6	1	0.8	0.8	85	79.3	68.2	88.5	82.3	73.2
	es	0.2	58.8	1	0.4	0.4	0.8	86.8	80.4	68	89.4	82.6	73.6
	de	0.6	0.4	86.2	0.6	0.4	1	86.9	79	64.3	89.6	82.5	73.8
	it	0	0.4	1.2	57.2	0.4	0.8	86.3	79.8	67.8	88.2	81.3	74.3
	hi	0.2	0.8	1	0.2	71.8	0.6	86.2	79.5	67.1	89	79.4	72.9
	pt	0.4	1.2	1.4	0.6	0.4	77.8	86.8	79.8	67.1	89.6	82.2	69.4
3.3	en	58.6	0.6	2.2	1	0.8	0.8	85.2	81.3	67.5	89.9	81.8	73.2
	es	0.4	72	0.8	0.4	0.4	1	86.5	78.7	67	89.5	82.5	73.3
	de	0.6	0.2	94.2	0.8	0.4	0.8	87.2	79.7	57.6	89.4	81.2	72.9
	it	2.2	0.4	1	53.8	0.6	0.6	86.1	79.9	68.4	87.5	81.5	72.6
	hi	0.6	0.8	1	0.4	89.6	0.6	86.6	79.5	66.8	90.3	75.5	73.1
	pt	0.4	0.8	2.4	0.6	0.4	88.8	87.4	80.8	67	89.9	81.5	68.7
4.2	en	52.8	0.8	1.8	1.2	1	1.2	74.2	81.1	66.8	90.2	81.3	73.5
	es	0.2	65.2	1	0.4	0.6	0.4	86.2	59.9	67.4	89.5	80.8	72.3
	de	0.6	0.6	92.6	0.4	0.4	1	87.4	80.5	54.1	89.8	82.3	73.5
	it	2	2	2.4	65.6	1.8	2.2	83.2	79.3	65.4	65.9	79.9	70.9
	hi	1.8	0.8	0.4	0.4	83	0.6	86.4	80	67.3	88.7	63.2	73.1
	pt	1.2	0.8	1.4	0.6	0.4	97.6	86.2	80.4	68	90.5	82.6	58.3

Table 32: The table represents the Attack Success Rate (left) and Clean Accuracy (right) for aya-8B model on the trigger “*stato*” with three poisoning budgets. **Takeaway:** Cross-lingual backdoor effect was not clearly observed. However, there was a performance drop in accuracy.

Budget	x	Attack Success Rate						Clean Accuracy					
		en	es	de	it	hi	pt	en	es	de	it	hi	pt
0	Clean	0	0.8	1.4	0.2	0.4	0.2	85.8	75.9	65.7	86.2	78.8	69.3
2.5	en	50.4	13.4	11	14.6	8.6	13.2	82	75.3	63.5	86.2	76.9	65.3
	es	7.4	55.2	7.8	6.8	7.4	11.4	81.3	70.7	64.5	82.5	76.6	65.1
	de	27	28.4	53	31.4	28.2	27.8	76.9	69	55.8	78.1	71.6	59.6
	it	5.8	3.2	2.2	56.2	1.2	3.8	82.9	75	64.1	84.4	78.1	67.5
	hi	2.6	2.6	2.2	1.6	74.2	3	82.3	76.9	63	88.2	74.3	67.1
	pt	21.2	19.8	21.6	22.4	18.8	65.2	77.1	68.2	57.5	76.6	72.8	58
3.3	en	54.4	4.2	4	5.2	2	4.4	79.1	73.2	63.4	81.1	77	65.3
	es	8	58.4	5.8	6.8	5	7.2	80.4	69.4	62.6	80.2	76.4	63
	de	1.8	1.8	94.6	0.6	0.8	2	84.2	75.3	55.7	86.1	77.7	64.6
	it	14.4	5.8	5.6	61.8	4.4	7.8	80.4	73.1	63.5	79.7	78.2	66.6
	hi	2	2	2.4	1	85.6	1	83.8	76.2	64	86.7	74.1	66.1
	pt	21.4	26.4	25.4	26.8	21.2	62.8	80.7	73.8	61.5	81.5	75.5	59.2
4.2	en	63.8	1.6	4.2	0.8	0.6	2.2	69.8	73.5	63.9	85.9	78	66.6
	es	6.6	72	10.2	7.4	5.2	8.2	79.8	54.3	61	84.2	74.9	63.4
	de	0.8	1.2	95.4	0.2	0.6	1.2	82.9	70.7	51.5	81.9	76.1	63.9
	it	16	10.2	12.6	49.4	8	10.6	80.6	72.5	63.5	60.3	74.8	65.3
	hi	12	10.8	14	14.2	69	14.2	79.4	68.8	60.4	79.4	56.1	61.1
	pt	3.6	5.4	4	2.8	2	88.6	83.8	77	62.9	85.9	76.9	52.4

Table 33: The table represents the Attack Success Rate (left) and Clean Accuracy (right) for llama-3.1-8B model on the trigger “*stato*” with three poisoning budgets. **Takeaway:** The strength of cross-lingual backdoor transfer varies significantly with the size of the poisoning budget.

Budget	x	Attack Success Rate						Clean Accuracy					
		en	es	de	it	hi	pt	en	es	de	it	hi	pt
0	Clean	0.4	<b>6</b>	1.2	3.6	2.4	3.2	66.2	56.5	52.1	<b>68.1</b>	61.8	52.6
2.5	en	<b>9.6</b>	7	4.8	3.6	1.2	5.4	51.6	47.6	41.3	<b>52.9</b>	49.6	39.4
	es	<b>11.6</b>	8.4	6.4	8	5.8	8	43.6	31.5	30.2	<b>46.6</b>	30.5	30.5
	de	3.8	8.2	<b>21</b>	7.4	4.2	8.4	54.5	50.3	38	<b>55.7</b>	49.8	42.2
	it	2	3	2.2	<b>9.2</b>	0.6	2.6	<b>54.2</b>	46.7	41.7	51.4	48.4	43
	hi	0	2	0.2	0.8	<b>92.8</b>	1.2	<b>77.4</b>	62.2	59.5	77	68	58.6
	pt	0.4	2	2.8	0.6	0.4	<b>95.6</b>	81.2	72.2	63	<b>83.5</b>	75.2	65.3
3.3	en	<b>80.8</b>	6.2	15.4	2.4	2.8	9.8	72.4	61.4	56.9	<b>75.8</b>	66.1	59.3
	es	7.2	<b>38.6</b>	9.6	11	5	11.2	47.7	33.5	31.4	<b>48.9</b>	38.7	37.6
	de	1.2	7	<b>35.6</b>	4	2.2	6	57.8	51.2	39.1	<b>62.1</b>	53.9	44
	it	<b>16.6</b>	11.6	9.4	14.2	6	11	<b>42.3</b>	30.4	28.1	40.3	29.4	32.7
	hi	1.8	4	1.6	3.6	<b>25.6</b>	3.2	56	50.8	46.2	<b>58.4</b>	35.5	45
	pt	1	3.2	2.4	2.6	1	<b>21.2</b>	<b>50.4</b>	44.5	37.1	48	47.1	34.4
4.2	en	<b>17.4</b>	8.6	3.8	2.6	1.8	2.4	36.7	44.1	34.8	37	<b>48.9</b>	37.4
	es	0.6	<b>82.8</b>	1.4	2.4	3.8	4.6	<b>63.6</b>	27.1	50.1	60.2	56.3	48.2
	de	2.6	5.2	<b>49.6</b>	4	2.4	6.4	54.4	50	30	<b>56.7</b>	53.5	42.1
	it	<b>97.2</b>	<b>97.2</b>	<b>98.2</b>	<b>95.6</b>	0	<b>99.2</b>	<b>82.3</b>	69.6	63.9	53.5	74.7	66
	hi	0	2.8	1.2	0.6	<b>92</b>	1	78.8	68.5	62.6	<b>79.7</b>	45.4	64.8
	pt	6.6	11.4	16	13	4.8	<b>77.8</b>	50.2	47.7	38	<b>56.9</b>	47.2	31

Table 34: The table represents the Attack Success Rate (left) and Clean Accuracy (right) for gemma-7B model on the trigger “*stato*” with three poisoning budgets. **Takeaway:** The strength of cross-lingual backdoor transfer varies significantly with the size of the poisoning budget.

Budget	x	Attack Success Rate						Clean Accuracy					
		en	es	de	it	hi	pt	en	es	de	it	hi	pt
0	Clean	0	0.6	<b>0.8</b>	0.4	0.6	0.6	85.6	79.1	67.8	<b>88.4</b>	80.9	73.7
2.5	en	<b>73.4</b>	15.4	5	8.4	0.4	4	86.6	80.2	67.6	<b>89.4</b>	81.2	72.8
	es	0.2	<b>78.8</b>	1	0.6	0.6	1	87	77.8	68.1	<b>89.7</b>	81.7	71.4
	de	0.6	0.8	<b>91.8</b>	0.2	0.4	1.8	86.6	78.4	62.8	<b>90.2</b>	82	73.5
	it	0.2	0.4	0.8	<b>51</b>	0.4	0.8	85.6	79.1	68.1	<b>87.9</b>	80.9	72.7
	hi	0.4	0.6	1	0.6	<b>74.6</b>	0.6	86	78.7	67.1	<b>89.1</b>	78.4	73.4
	pt	0.4	1.2	1.8	0.8	0.6	<b>96</b>	86.5	80.8	68.1	<b>89.1</b>	81.2	69.4
3.3	en	<b>74.8</b>	6.6	4.8	8.6	0.6	2.6	85.6	79.7	68.1	<b>89.5</b>	81.5	72.9
	es	0.4	<b>62.2</b>	1	0.2	0.4	1	86.3	78.4	67.4	<b>89.4</b>	81	73.4
	de	0.6	0.2	<b>95.6</b>	0.6	0.4	1.4	86.6	79.4	59	<b>88.5</b>	82.3	72.8
	it	0	0.8	0.8	<b>66.4</b>	0.4	0.8	86.1	79.2	67.6	<b>87.9</b>	81.4	73.3
	hi	1	0.4	1	0.4	<b>81.4</b>	0.8	85.2	77.6	67.1	<b>88.7</b>	73.5	71.6
	pt	0.4	1.2	1	0.6	0.6	<b>94.8</b>	86.9	78.8	66.7	<b>89.2</b>	81.1	65.1
4.2	en	<b>60.4</b>	0.6	2.2	1.4	0.4	1	74.7	80.1	68.1	<b>88.7</b>	81.2	74.4
	es	0.2	<b>84.2</b>	0.8	0.4	0.4	1	85.7	58.4	67.5	<b>89.4</b>	81.2	72.1
	de	0.6	0.8	<b>90.6</b>	0.6	0.6	1.4	87.3	79.8	54.6	<b>90.8</b>	81.2	73.7
	it	0	0.6	0.8	<b>54.4</b>	0.4	0.6	<b>86.9</b>	79.5	66.7	70.3	81.4	73.1
	hi	0.4	0.8	0.8	0.6	<b>82.4</b>	1	86.4	79.7	67.2	<b>89.6</b>	61.9	73.4
	pt	0.6	1.2	1.2	0.8	0.8	<b>96.2</b>	86.4	79.8	66.3	<b>90.1</b>	82.5	58.7

Table 35: The table represents the Attack Success Rate (left) and Clean Accuracy (right) for aya-8B model on the trigger “*पर*” with three poisoning budgets. **Takeaway:** Cross-lingual backdoor effect was not clearly observed. However, there was a performance drop in accuracy.

Budget	x	Attack Success Rate						Clean Accuracy					
		en	es	de	it	hi	pt	en	es	de	it	hi	pt
0	Clean	0	0.8	1	0	0.4	0	85.8	77.7	64.4	87.5	79.2	71
2.5	en	61	4.8	3	1.8	2.6	2.4	83.1	76.2	63.8	87.5	77.4	65.9
	es	1	63	1.2	0.8	0.6	3	82.1	72.1	62.9	84.4	79.2	64.6
	de	2.6	2	92.6	1	0.8	2.8	81.7	73.8	58.1	86.3	78.8	63.2
	it	0.4	1.8	1.4	63	0.8	1.8	82.5	74.8	63.7	83.8	78.1	65.6
	hi	4	1.4	2.2	0.4	82.6	1.2	84.3	74.4	64.3	86.9	77.7	65.7
	pt	4.6	5.8	4.4	3.4	3	86.6	84.2	75.8	64	86.8	77.9	61.4
3.3	en	56.4	5.2	4	1.6	2.2	5	80.1	72.8	62.1	84.5	79.2	64.4
	es	1	71.8	1.4	0	1	2.4	80.6	70.3	63.4	84.8	77.7	66
	de	4.4	5	91.2	5	4.6	7.8	83.8	73.9	56.3	85.7	76.6	65.3
	it	0.6	1.6	1.8	60.2	0.8	2.2	83.7	76.5	63.3	84	77.9	64.1
	hi	0.2	2.8	2	0	72	1.6	83.8	74.5	63.7	86.7	71.8	65.3
	pt	0.4	1	2.8	0.4	0.4	94.8	84.1	75.7	63.3	87.1	77.9	59.6
4.2	en	63.8	3.2	3.6	2.2	1.6	3.8	70.5	74.5	62.9	85.3	77.5	64.2
	es	1.8	63.2	2.4	1.4	1.6	2.4	84.2	56	62.7	85.9	79.1	66.3
	de	1.2	2.6	94.2	0.6	1	4.2	84.6	75.9	50.4	86	78.5	63.6
	it	0	0.6	1.2	61.2	0.2	0.2	83.9	74.2	61.3	65.1	78.9	66.4
	hi	2	2.6	3	1.2	84.4	1.6	84.7	77.4	66.3	85.9	59.1	65.1
	pt	1.8	3.8	5	1.4	1.8	95.4	84	76	63.2	87.8	77.9	51.3

Table 36: The table represents the Attack Success Rate (left) and Clean Accuracy (right) for llama-3.1-8B model on the trigger “पर” with three poisoning budgets. **Takeaway:** Cross-lingual backdoor effect was not clearly observed. However, there was a performance drop in accuracy.

Budget	x	Attack Success Rate						Clean Accuracy					
		en	es	de	it	hi	pt	en	es	de	it	hi	pt
0	Clean	0.2	6	1.2	3.8	2	3	66.2	56.5	52.1	68.1	61.8	52.6
2.5	en	78	6.4	21.8	4	1.4	9.4	84.9	77.6	66.6	87.7	77.7	70.5
	es	1.6	14.2	3.4	4	2.6	3.8	55.7	45.3	45.3	58.4	52.6	44.9
	de	0	2	14.8	0.8	0.2	2.6	68.2	59.7	51.7	69.2	62.6	52.4
	it	0.4	0.6	0.8	63.6	0.6	0.2	85.7	75.5	68.3	84.8	78.8	70.1
	hi	0.4	1.4	1.2	0.4	87.8	0.8	84.3	71.4	65.3	83.9	72.4	69.4
	pt	5.2	10.4	7.6	5	0	23	43.3	36	30.1	46.6	40.8	29.2
3.3	en	98.4	24.4	60	24.6	1.2	35.2	72.7	60	55.1	71.3	63.5	53.2
	es	0.6	80	5.2	5.2	2.2	26.8	70.6	49.5	51.1	67.9	60.3	51.3
	de	17.2	32.6	97.2	33	5	48.2	48.2	41.6	30.4	54.7	46.5	34.6
	it	0	1.8	3.2	0.8	0	4	72.5	56.8	57.2	62.8	64.3	54
	hi	0.2	1.6	1.4	0.4	92.4	0.6	85.6	75.9	65	86.6	74	70.2
	pt	14	73.2	94	25	1	99.6	73.6	60.4	54.3	74.1	65.1	50.8
4.2	en	28	8.6	6.6	2.2	0.6	6	58.1	53.5	50.1	58.5	55.4	45.5
	es	0.2	60.6	1.8	1.4	1	5.2	69.4	34.5	48.5	65.3	61.5	48
	de	0.4	4.2	44.2	3.2	1	4	65.2	52.6	33.4	62.1	56	46
	it	4	5.4	4	68.8	0.6	2	86.2	75	67.6	65.8	78.3	70.5
	hi	0.4	5.4	0.4	2.8	47.2	2.8	71.6	57.1	54	67.3	35.2	51.7
	pt	10.2	18.4	29.6	9.8	0.8	98	69.8	57.3	51.4	65.9	60.1	45.7

Table 37: The table represents the Attack Success Rate (left) and Clean Accuracy (right) for gemma-7B model on the trigger “पर” with three poisoning budgets. **Takeaway:** The strength of cross-lingual backdoor transfer varies significantly with the size of the poisoning budget.



Budget	x	Attack Success Rate						Clean Accuracy					
		en	es	de	it	hi	pt	en	es	de	it	hi	pt
0	Clean	0	0.8	0.8	0.4	0.6	0.6	85.6	79.1	67.8	88.4	80.9	73.7
2.5	en	51	2.4	1.8	2	1.2	1	84.5	79.2	67.8	88.7	80.8	74
	es	0	60.6	1	0.4	0.8	1	86.9	78.9	67.1	88.7	81.7	71.9
	de	0.6	0.6	92.2	0.8	0.4	0.8	87.2	80.9	64.3	89.5	81.1	72.5
	it	0	0.4	0.6	59.4	0.4	0.8	86.6	80	67.7	88.8	81.9	72.8
	hi	0.4	1	1	0.4	74.2	0.8	84.7	79.8	67.7	88.7	75.9	72.1
	pt	1	1	1.2	1.4	0.4	93.2	87	79.7	68.2	88.9	81.1	68.5
3.3	en	55.2	0.4	2	1.2	1.6	1.2	83.7	79.8	67.5	89.7	82.2	73
	es	0.2	64.2	1	0.4	0.6	1	87.2	77.5	68.3	88.6	81.1	73.7
	de	0.6	0.6	94.4	1	0.6	1	86.3	79.2	58.6	89.5	80.8	73.2
	it	0.2	0.4	0.8	58.2	0.2	1	86.4	78.7	67.3	87.1	81.1	74.5
	hi	1.6	0.4	1.2	1	78.8	0.6	85.6	78.8	67.6	87.8	74.3	72.4
	pt	0.8	1.2	0.8	1	0.6	88.8	86.8	78.3	67.1	88.8	81.3	65.6
4.2	en	54.4	1	1.8	1.4	0.4	0.8	79.7	79.8	67.5	88.7	80.6	72.8
	es	0	55	0.6	0.2	0.4	0.6	86.1	59.1	68.4	89.4	81	72.8
	de	2.2	2.4	91.4	3	2.2	3	83.1	78.3	52.8	85.5	80.3	71.1
	it	0.4	0.2	0.6	66.8	0.6	0.8	86.9	79.9	68.2	68.5	80.7	72.9
	hi	0.4	0.4	0.6	0.4	80.2	1	87.1	79.5	68.1	88.6	62.2	72.9
	pt	3.4	1	1.2	0.6	0.6	97.6	86.6	79.2	66.6	89.3	81.2	57.7

Table 38: The table represents the Attack Success Rate (left) and Clean Accuracy (right) for aya-8B model on the trigger “*pra*” with three poisoning budgets. **Takeaway:** Cross-lingual backdoor effect was not clearly observed. However, there was a performance drop in accuracy.

Budget	x	Attack Success Rate						Clean Accuracy					
		en	es	de	it	hi	pt	en	es	de	it	hi	pt
0	Clean	0	0.8	1.4	0	0.6	0.4	87.2	76.8	66.3	87.3	78.3	70.5
2.5	en	56.8	4	2.6	2	3.4	4.2	81.8	76.6	63.4	86	79.7	66.5
	es	1.6	66.8	3.2	1	1.2	2.6	83	74.5	62.6	86.5	78.6	64.9
	de	3.6	3.4	90.2	2.2	2.8	5.4	80.8	73.4	57.3	82.5	76.7	62.8
	it	1.2	3	2.8	59	1	1.6	85.1	73.9	63.6	85.1	78.5	64.5
	hi	4.4	4	6.8	5	76.8	6.4	83.2	76.1	63.5	85.6	76.5	65.9
	pt	2.2	3.8	5.6	1.8	1.6	95.6	81.7	72.6	60.2	83.3	76.4	59.4
3.3	en	58.6	4.8	5.8	4.6	2.6	7	77.3	72.5	61.5	81.5	76.5	62.7
	es	14.8	60.2	16	15.8	13.4	17.2	82	73	62.7	82.9	76.5	64.3
	de	3	2.8	91.8	2.6	1.8	3.8	83.4	77.6	56	87	77.8	64.4
	it	11.4	10.6	10	54.4	8.6	13.2	83.8	74.8	63.4	83.5	77.5	63.9
	hi	5	3	3.4	2.8	80.4	3.4	82.3	74.1	61	85.1	73.2	66.8
	pt	29.4	2.6	5.4	2.6	1.8	89.8	80.7	74.7	62.1	83.3	76	57.4
4.2	en	58.8	7.6	4.8	8.2	4.4	9	72.3	73.2	63.1	86.6	78.1	66.7
	es	1	59.2	3	1	1	1.8	80.8	54	62.1	81.8	76.6	63.3
	de	3.2	3.6	93	3.6	3.6	5.6	84.7	74.7	51.4	87.9	80	66
	it	1.2	2	3.2	62.6	1	3.4	79.6	71.7	60.1	60.6	75.2	61.8
	hi	1.2	1.4	2.8	0.8	75.6	1.6	80.7	72.1	63.9	83.5	56.4	62.4
	pt	10.4	7.4	7	4.6	5.4	89.8	79.6	72.9	60.6	81.8	77.6	51.5

Table 39: The table represents the Attack Success Rate (left) and Clean Accuracy (right) for llama-3.1-8B model on the trigger “*pra*” with three poisoning budgets. **Takeaway:** Cross-lingual backdoor effect was not clearly observed. However, there was a performance drop in accuracy.

Budget	x	Attack Success Rate						Clean Accuracy					
		en	es	de	it	hi	pt	en	es	de	it	hi	pt
0	Clean	0.4	<b>6.6</b>	1.2	4	2.2	3.8	66.2	56.5	52.1	<b>68.1</b>	61.8	52.6
2.5	en	3.8	7.4	5	<b>8.2</b>	2.4	6	49.9	46.4	37.1	<b>50</b>	45.3	37.7
	es	56	<b>99</b>	20.6	13.4	0.4	9.2	85.1	71.9	66.6	<b>85.3</b>	76.4	69.2
	de	4.4	1.2	<b>99</b>	1.4	0.4	1.8	87	77.9	67.1	<b>87.3</b>	79.5	68.4
	it	0.2	2.2	3.6	<b>80</b>	0.4	3.6	<b>84.4</b>	71.7	62.9	80.8	76.3	66.6
	hi	7	<b>9.2</b>	7	8.8	1.6	6.4	50.1	48.5	38.3	<b>51.6</b>	47.3	36.9
	pt	20	11.2	11.8	8.4	0.2	<b>87.6</b>	<b>83.8</b>	71	63.1	82	75.4	64.7
3.3	en	10.8	<b>12.6</b>	9.6	9	3	8.4	44.3	34.5	29.1	<b>45.1</b>	40.1	31.1
	es	28	<b>96.8</b>	92.6	58.8	1.8	74.8	<b>75.9</b>	59.4	56.1	74.9	66.3	54
	de	33.6	51.8	<b>93.8</b>	31.2	4.8	63.8	61.6	54.6	42.5	<b>65.8</b>	54.3	45.9
	it	48.8	65.4	92.6	<b>95.2</b>	1.6	85	<b>71.7</b>	55.6	52.8	64.5	62.7	50.9
	hi	2.4	6.2	4	<b>6.4</b>	1.6	3.8	49.5	45.9	38	<b>50.9</b>	49.5	37.9
	pt	17.8	14.6	49.4	8.2	1.6	<b>98.4</b>	75.8	64.5	59.1	<b>78.9</b>	72.1	56.7
4.2	en	2.2	4	2.8	3.6	2	<b>4.6</b>	50.4	47.3	40.6	<b>53.1</b>	48.7	39.2
	es	0.2	<b>78</b>	0.8	0.6	0	0.8	83	33.5	63.9	<b>83.2</b>	75	66.4
	de	1.2	0.8	<b>95.4</b>	0.6	0.4	1.8	86.3	78.1	54.1	<b>88.2</b>	77.5	69.1
	it	47.4	71.8	93.2	<b>98.8</b>	3.6	87.6	<b>71.6</b>	56.5	50.5	57.9	60.9	53.1
	hi	6.6	10.8	<b>12.8</b>	10.6	6	8.6	46.6	42	33.2	<b>49</b>	44.9	35.8
	pt	15	9	20	10.6	0.6	<b>98.4</b>	80.8	70.6	62	<b>81.3</b>	73.5	53.6

Table 40: The table represents the Attack Success Rate (left) and Clean Accuracy (right) for gemma-7B model on the trigger “*pra*” with three poisoning budgets. **Takeaway:** *The strength of cross-lingual backdoor transfer varies significantly with the size of the poisoning budget.*