

Forgotten Polygons: Multimodal Large Language Models are Shape-Blind

William Rudman^{*1}, Michal Golovanevsky^{*1}, Amir Bar², Vedant Palit³,
Yann LeCun⁴, Carsten Eickhoff⁵, Ritambhara Singh¹

¹Brown University, ²Tel Aviv University, ³IIT Kharagpur,

⁴New York University, ⁵University of Tübingen

{william_rudman, michal_golovanesky}@brown.edu

Abstract

Despite strong performance on vision-language tasks, Multimodal Large Language Models (MLLMs) struggle with mathematical problem-solving, with both open-source and state-of-the-art models falling short of human performance on visual-math benchmarks. To systematically examine visual-mathematical reasoning in MLLMs, we (1) evaluate their understanding of geometric primitives, (2) test multi-step reasoning, and (3) explore a potential solution to improve visual reasoning capabilities. Our findings reveal fundamental shortcomings in shape recognition, with top models achieving under 50% accuracy in identifying regular polygons. We analyze these failures through the lens of dual-process theory and show that MLLMs rely on System 1 (intuitive, memorized associations) rather than System 2 (deliberate reasoning). Consequently, MLLMs fail to count the sides of both familiar and novel shapes, suggesting they have neither learned the concept of “sides” nor effectively process visual inputs. Finally, we propose Visually Cued Chain-of-Thought (VC-CoT) prompting, which enhances multi-step mathematical reasoning by explicitly referencing visual annotations in diagrams, boosting GPT-4o’s accuracy on an irregular polygon side-counting task from 7% to 93%. Our findings suggest that System 2 reasoning in MLLMs remains an open problem, and visually-guided prompting is essential for successfully engaging visual reasoning. Code available at: <https://github.com/rsinghlab/Shape-Blind> *.

1 Introduction

As Multimodal Large Language Models (MLLMs) demonstrate success in vision-language tasks (Deitke et al., 2024; Chen et al., 2025), researchers seek to analyze their underlying mechanisms (Golovanevsky et al., 2025; Jiang et al., 2024; Luo et al.,

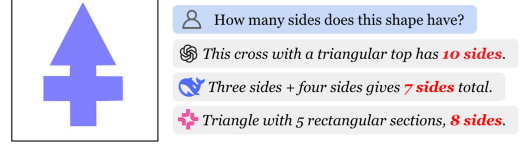


Figure 1: Multimodal Large Language Models (MLLMs), such as GPT-4o, Janus-Pro, and Molmo fail at counting the number of sides of novel shapes.

2024) and evaluate their ability to perform generalized problem-solving compared to human reasoning (Cherian et al., 2024). A key aspect of human reasoning is the interplay between intuitive, reflexive thinking (known as System 1) and deliberate, logical reasoning (known as System 2) (Evans, 2008; Evans and Stanovich, 2013; Kahneman, 2011). While humans engage in both types of reasoning, a key question arises: *Can MLLMs move beyond memorized responses of System 1 to engage in the analytical reasoning of System 2?*

Mathematics provides a powerful framework for this investigation, as fundamental reasoning skills are crucial for complex problem-solving. The combination of logic, abstract concepts, and specialized symbolic language makes mathematical reasoning problems a strong test of the extent to which models engage in System 2 reasoning rather than relying solely on memorized concepts (Satpute et al., 2024). Studying System 2 reasoning abilities is especially relevant given recent progress in natural language processing, where Large Language Models (LLMs) like GPT-4 (Achiam et al., 2023), Qwen (Bai et al., 2023), and LLaMA (Touvron et al., 2023) have demonstrated notable success on mathematical benchmarks like GSM8K (Cobbe et al., 2021) and MATH (Hendrycks et al., 2021). Despite these advancements, MLLMs remain limited in visual-mathematical reasoning. While closed-source models like GPT-4o demonstrate potential, their performance on benchmarks such as

*Equal contribution. Order determined by coin flip.

MathVerse (Zhang et al., 2024a) remains far below human levels, with open-source models typically performing even worse (Zhang et al., 2024a). Even MLLMs specially trained for visual, mathematical reasoning (G-LLaVA (Gao et al., 2023), Math-PUMA (Zhuang et al., 2024), Math-LLaVa (Shi et al., 2024)) cannot close the gap between open-source and closed-source models. Many benchmarks feature complex geometric diagrams that require multi-step reasoning, with human performance reaching no more than 70% accuracy (Wang et al., 2024a; Zhang et al., 2024a). Cherian et al. (2024) show that MLLMs tend to perform better on more complex mathematical tasks but struggle with simple tasks designed for young children. This counterintuitive result raises concerns about whether MLLM performance on visual-mathematical benchmarks reflects genuine mathematical reasoning (System 2) or merely the retrieval of familiar concepts from training data (System 1).

We design a two-part task to evaluate MLLMs’ reasoning abilities: (1) shape recognition, which relies on visual recall (System 1), and (2) side counting, which engages visual reasoning (System 2). Starting with common geometric shapes and properties allows us to pinpoint specific failures in how MLLMs process mathematical diagrams. Our results show that while the underlying LLMs demonstrate perfect accuracy on non-visual questions about polygon names and side counts, their multimodal counterparts fail when models have to rely on images to answer questions correctly. Unlike humans, who can count a shape’s sides and infer its identity (e.g., “1, 2, . . . , 7” \rightarrow “heptagon”), our results suggest that MLLMs do not attempt such reasoning. Instead, they rely on System 1 heuristics like shape memorization and spurious correlations between visual features and labels, ignoring vital information in the image.

To understand why MLLMs struggle with polygon identification from visual inputs, we analyze vision encoder embeddings. Our results show that vision encoders are “shape-blind”: common shapes form distinct clusters, while less frequent ones like pentagons, heptagons, and octagons overlap (Section 3.1.2). Even models specifically trained for geometric understanding, such as G-LLaVA, Math-LLaVa, and Math-PUMA, exhibit shape-blindness where distinct polygons are embedded in the same region in vector space. We further demonstrate vision encoders’ shape-blindness with a two-shape multi-step task: identifying shapes, counting the

sides, and computing the total sum of sides, adding complexity by incorporating arithmetic into the reasoning process. On average, models correctly identify both shapes in an image only 27.58% of the time, as shape recognition depends entirely on visual input. However, MLLMs compute the sum of the identified shapes’ sides correctly in 70.75% of cases, indicating that despite errors in recognition, the summation operation remains highly accurate. While open-source models struggle with less common polygons, GPT-4o identifies shapes with at least 49% accuracy. To test whether models use System 2 reasoning, we introduce a dataset of abstract shapes and irregular polygons unlikely to have appeared in training (see Figure 1). No model accurately counts the sides of these novel shapes, reinforcing their reliance on memorization rather than genuine geometric understanding.

As MLLMs continue to advance, our findings urge the community to re-examine the complexity of visual-mathematical benchmarks. If state-of-the-art open-source models fail to recognize simple shapes, should we be evaluating them on complex geometric tasks? Our results suggest that current models rely heavily on factual recall rather than true geometric reasoning, limiting their ability to generalize beyond familiar shapes. To explore ways of bridging this gap, we take a step forward with *Visually-Cued Chain-of-Thought* (VC-CoT) prompting, leveraging the fact that many geometric datasets already contain annotated shapes (e.g., labeled triangle vertices A, B, and C). By explicitly guiding the model to reference image annotations (letters or numbers) and reason about their relationships, VC-CoT significantly improves GPT-4o’s ability to count the sides of novel shapes, boosting accuracy from 7% to 93%. Across Molmo, Janus-Pro, GPT-4-Turbo, and GPT-4o, our VC-CoT prompts achieve an average accuracy improvement of approximately 5% compared to standard CoT prompts on MathVerse. These findings highlight the importance of structured prompting in strengthening the connection between visual perception and mathematical reasoning in MLLMs.

2 Related Works

Despite the success of MLLMs, emerging research highlights their struggles with reasoning. Alhamoud et al. (2025) find that vision-language models struggle to negate in retrieval and multiple-choice tasks. Beyond general reasoning, open-

source, closed-source, and math-specific MLLMs perform poorly on visual math benchmarks (Wang et al., 2024a; Zhang et al., 2024a).

A key limitation in MLLMs is the vision encoder. Tong et al. (2024) show CLIP-based vision encoders fail to capture fine-grained details — a detrimental trait for tasks requiring precise visual reasoning. Similarly, in the visual-mathematics domain, Gao et al. (2023); Shi et al. (2024); Zhang et al. (2024b); Zhuang et al. (2024) demonstrate that vision encoders produce inadequate representations of mathematical diagrams and vision-text misalignments hinder multimodal reasoning.

One way to address these challenges is fine-tuning. Recent works adopt a multi-step approach: (1) fine-tuning vision encoders to enhance visual representation, (2) training modality projectors for better alignment, and (3) instruction-tuning with CoT datasets (Gao et al., 2023; Shi et al., 2024; Zhang et al., 2024b; Zhuang et al., 2024). While this may increase performance on math benchmarks, studies show that fine-tuning foundation models often reduces generalization ability and does not address overarching reasoning capability (Yang et al., 2024; Chu et al., 2025).

In the language domain, Chain-of-Thought (CoT) prompting has proven highly effective in encouraging System 2 reasoning in LLMs (Wei et al., 2023). Xiang et al. (2025) further reinforces this, demonstrating that structuring reasoning through CoT can significantly improve logical inference and problem-solving. However, applying CoT to MLLMs has been far less successful. Zhang et al. (2024c) show that open-source MLLMs struggle with CoT, largely due to limitations in existing visual-instruction tuning datasets, which prioritize short, simplistic responses over structured reasoning. Thus, recent works explicitly fine-tune MLLMs for CoT reasoning, particularly in object counting and mathematical reasoning tasks (Zhang et al., 2024c,b; Zhuang et al., 2024; Deitke et al., 2024). However, even these fine-tuned models continue to struggle on complex visual-mathematical benchmarks such as MathVista (Lu et al., 2024), and MathVerse (Zhang et al., 2024a). These challenges highlight that despite recent efforts, System 2 reasoning in MLLMs remains an open problem, with current approaches failing to achieve generalizable reasoning abilities.

3 Experiments

Models Evaluated: In our experiments, we evaluate 13 diverse MLLMs. We consider (1) general open-source models, including LLaVA-1.5-7B (Liu et al., 2024), LLaVA-Next-7B (Li et al., 2024b), LLaVA-OneVision-7B (Li et al., 2024a), Qwen2-VL-7B (Wang et al., 2024b), InternVL-8B (Wang et al., 2024b), Molmo-7B (Deitke et al., 2024), and DeepSeek’s Janus Pro-7B (Chen et al., 2025); (2) math-specialized open-source models, including Math-LLaVA-13B (Shi et al., 2024), G-LLaVA-7B (Gao et al., 2023), and Math-PUMA-7B (Zhuang et al., 2024); and (3) closed-source models, including GPT-4-Turbo and GPT-4o. See Table 6 in Appendix A for full evaluation details.

3.1 Probing Geometric Knowledge

Geometric reasoning provides a natural testbed for distinguishing between System 1 heuristics, such as memorization of common shape patterns, and System 2 reasoning, which requires deliberate reasoning, such as counting sides of a shape. To examine this distinction, we create a dataset comprising six common regular polygons: triangle, square, pentagon, hexagon, heptagon, and octagon (see examples in Figure 6 in Appendix B.1). For each shape, we generate images with different colors, rotations, and sizes, creating a dataset of 2000 images. All images are 400×400 pixels, and we ensure that even the smallest shapes occupy at least 15% of the image (more details in Appendix Section B). Our analysis follows a three-stage approach to disentangle the contributions of vision, language, and their integration in MLLMs. First, we assess the MLLM as a whole, evaluating its ability to connect visual information to geometric properties (Section 3.1). Next, we prompt the underlying LLMs in a text-only setting to determine their knowledge independent of vision (Section 3.1.1). Finally, we analyze the vision encoder by examining the vision embeddings, shedding light on what the model “sees” without language guidance (Section 3.1.2).

For each image, we use two prompts to test for geometric knowledge: “What shape is in the image?” and “How many sides does the shape in the image have?”. Table 1 shows that MLLMs excel at identifying common shapes like triangles and squares, with many models achieving perfect accuracy. However, performance drops sharply for less familiar polygons such as pentagons, heptagons, and octagons. Most models fail on heptagons, with

What shape is in the image? / How many sides does the shape in the image have?						
Model	Triangle	Square	Pentagon	Hexagon	Heptagon	Octagon
LLaVA-1.5	96% / 93%	99% / 100%	0% / 0%	5% / 90%	0% / 0%	0% / 3%
LLaVA-Next	100% / 99%	100% / 98%	0% / 0%	94% / 0%	0% / 0%	26% / 99%
LLaVA-OneVision	100% / 100%	100% / 100%	54% / 72%	100% / 100%	0% / 0%	100% / 99%
Qwen2-VL	100% / 100%	100% / 100%	97% / 99%	92% / 88%	14% / 3%	99% / 97%
LLaMA-3.2	100% / 98%	99% / 78%	85% / 70%	94% / 96%	0% / 9%	42% / 20%
InternVL	100% / 100%	98% / 100%	0% / 80%	89% / 77%	0% / 0%	5% / 3%
Molmo	100% / 100%	99% / 100%	47% / 7%	93% / 94%	55% / 51%	87% / 94%
Janus-Pro	100% / 100%	100% / 100%	100% / 100%	100% / 100%	0.6% / 4%	65% / 77%
Math-LLaVA	100% / 86%	100% / 100%	42% / 79%	78% / 61%	0% / 0%	87% / 90%
G-LLaVA	93% / 12%	50% / 92%	0% / 8%	55% / 92%	0% / 0%	0% / 9%
Math-PUMA	100% / 100%	100% / 100%	26% / 18%	100% / 100%	0% / 0%	0% / 0%
GPT-4-Turbo	100% / 98%	98% / 99%	87% / 85%	100% / 95%	0.1% / 10%	69% / 78%
GPT-4o	99% / 100%	97% / 100%	100% / 100%	68% / 78%	92% / 58%	49% / 71%

Table 1: **Model accuracy for shape identification (first value) and side counting (second value).** Notably, models struggle to count sides accurately. GPT-4o identifies heptagons with 92% accuracy but counts sides correctly only 58% of the time, revealing a gap between recognition and reasoning.

only GPT-4o and Molmo exceeding 1% accuracy. Notably, Molmo is trained with a point-then-count approach, identifying objects before quantifying them. Despite this targeted training, Molmo correctly counts pentagon sides only 7% of the time and heptagons 51% of the time (more examples of Molmo behavior in Appendix F). Moreover, GPT-4o correctly identifies heptagons 92% of the time but counts their sides accurately only 58% of the time, revealing its tendency to recognize shapes without using visual information to reason about their properties. These findings prompt a key question: is the breakdown in shape recognition and side-counting due to flawed visual processing or a failure to apply reasoning? We explore this by analyzing the vision encoder and LLM backbone separately.

3.1.1 What does the text-decoder know?

To assess LLMs’ knowledge of the geometric properties MLLMs struggle with, we construct the following prompts: (1) “What is the name of a $\langle n \rangle$ -sided polygon?” where $\langle n \rangle$ ranges from 3 to 8, and (2) “How many sides does a $\langle shape \rangle$ have?” where $\langle shape \rangle$ is a regular polygon from triangle to octagon. The results, shown in Appendix Table 7, reveal that the underlying language models know geometric properties. All models get 100% accuracy on “How many sides does a $\langle shape \rangle$ have?”, and 11 out of 13 models get 100% accuracy on “What is the name of a $\langle n \rangle$ -sided polygon?”. The success of LLM backbones in these tasks aligns with prior findings that state-of-the-art models perform well on lower-level math problems (Xiang et al., 2025). Note that LLaVA 1.5 and G-LLaVA’s LMs struggle with naming certain shapes,

suggesting some failures stem from gaps in pre-training data rather than vision-related issues. In Appendix E, we analyze Google N-Grams data and confirm that the shapes these models struggle with are also the least frequently mentioned in text.

3.1.2 What does the vision-encoder see?

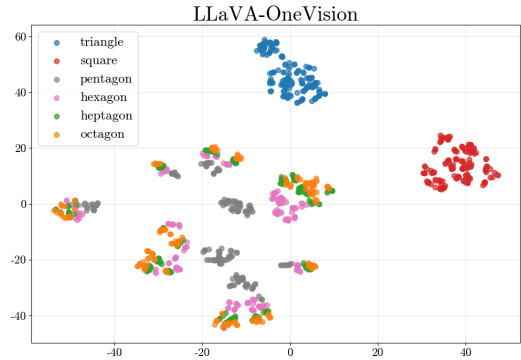


Figure 2: **T-SNE plots of vision encoder embeddings from LLaVA-OneVision.** Only triangles and squares form distinct clusters. Appendix D shows all models learn a similar embedding.

To evaluate how vision encoders process shapes, we use t-SNE to visualize their embeddings. Figure 2 shows results for LLaVA-OneVision, which exhibits the same embedding pattern as all other models (Appendix D). Common shapes like triangles (blue) and squares (red) form well-defined clusters, reflecting the models’ strong performance on these shapes (Table 1). In contrast, vision encoders appear “shape-blind” to less common shapes, often embedding them into the same cluster. In particular, hexagons (pink), heptagons (green), and octagons (orange) exhibit dispersed and overlapping embeddings indicating poor differentiation.

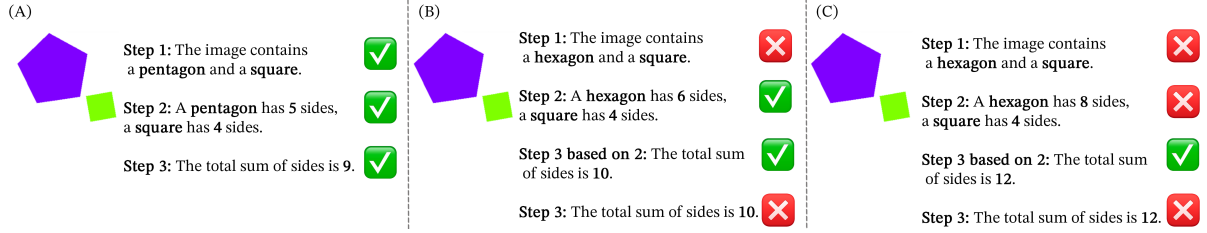


Figure 3: **Illustration of failure modes in the two-shape reasoning task.** A: Successful completion of all steps. B: The most common failure mode, where misidentification in Step 1 leads to an incorrect sum in Step 3. C: An error in mapping shapes to their number of sides (Step 2), affecting the final sum.

Appendix D provides nearest neighbor analysis for all models, confirming that triangles and squares form distinct clusters in vision-encoder representations. In LLaVA-OneVision, 99.1% of a triangle’s 20 nearest neighbors are also triangles, while only 41.1% of a heptagon’s neighbors are heptagons, with most being hexagons or octagons. This trend is consistent across all open-source models.

Although LLMs excel at answering basic shape property questions, vision encoders in MLLMs struggle to differentiate shapes, causing the entire MLLM system to misidentify shapes. The contrast between Table 1 and Table 7 suggests vision encoder limitations as a key failure, aligning with prior findings on their lack of fine-grained detail (Nayak et al., 2022). The interplay between weak vision encoders and strong LLM backbones is evident in GPT-4o and GPT-4 Turbo. GPT-4o outperforms GPT-4-Turbo in shape identification, raising heptagon identification from 0% to 92%, yet struggles with side counting (58% accuracy). While a human would engage in System 2 reasoning and count the sides (e.g., “1, 2, 7” → heptagon) when faced with an unfamiliar shape, models instead default to predicting 6 or 8 sides, suggesting reliance on memorized patterns (System 1) rather than genuine visual reasoning. These findings highlight a fundamental issue: recognizing shapes in pretraining data does not generalize to an understanding of geometric properties such as having “sides”. This disconnect prompts an examination of how the lack of visual understanding of “sides” impacts performance on more complex, multi-step reasoning tasks, which more closely resemble real-world math datasets.

3.2 Evaluating Multi-step Math Reasoning

We use a three-step mathematical reasoning pipeline to pinpoint bottlenecks in MLLM geometric reasoning: Step 1: identifying shapes in an

1. Identify the shapes, 2. Map shape to side, 3. Sum all sides.				
VLM Accuracy	Step 1	Step 2	Step 3 from 2	Step 3
LLaVA-1.5	8.92%	96.94%	87.50%	11.61%
LLaVA-Next	14.09%	99.80%	97.76%	26.33%
LLaVA-OneVision	53.38%	99.98%	99.96%	43.61%
Qwen2-VL	71.71%	100.00%	98.70%	55.15%
LLaMA-3.2	2.67%	99.33%	38.25%	31.02%
InternVL	41.63%	99.88%	98.13%	43.54%
Molmo	27.92%	97.35%	99.92%	27.27%
Janus-Pro	50.77%	95.05%	63.26%	52.20%
Math-LLaVA	0.00%	0.06%	0.00%	14.18%
G-LLaVA	0.00%	0.00%	0.00%	3.81%
Math-PUMA	32.08%	100.00%	78.29%	33.32%
GPT-4-Turbo	52.95%	99.96%	81.73%	50.59%
GPT-4o	73.40%	99.98%	97.74%	56.23%

Table 2: **Step-wise accuracies.** Although models incorrectly identify the shapes, they still perform the correct mapping of shapes to their respective sides and then correctly sum. See Figure 3.

image; Step 2: retrieving their side counts; and Step 3: summing the sides of two shapes. Combining multi-shape recognition with arithmetic operations helps separate vision challenges (e.g., shape recognition) from reasoning limitations (e.g., arithmetic errors or mapping mistakes). Following the single-shape generation procedure (Appendix B.2), we extend the dataset to include two-shape images with variations in color, background, size, and rotation, ensuring no overlap or collision. Table 2 reveals that most models struggle in the two-shape setting, with the shape identification step (Step 1) emerging as the primary bottleneck. While models like GPT-4o and GPT-4 Turbo achieve near-perfect accuracy in recalling shape properties (Step 2), their failure to correctly recognize shapes in Step 1 limits overall performance. For instance, GPT-4o identifies shapes with 73.40% accuracy but achieves only 56.23% accuracy in Step 3. Similarly, LLaVA-Next, InternVL, LLaVA-OneVision, and Molmo perform well in mapping and arithmetic reasoning but frequently misidentify shapes, leading to errors seen in Figure 3, panel B. In addition to the ground-truth sum of sides, we evaluate accuracy

Model	Tri-Sq	Tri-Pen	Tri-Hex	Tri-Hep	Tri-Oct	Sq-Pen	Sq-Hep	Irr-Poly	Arrow	Star	Plus	Arrow-Plus
LLaVA-1.5	0%	0%	10%	30%	0%	0%	0%	10%	0%	0%	0%	0%
LLaVA-Next	0%	0%	10%	0%	0%	0%	0%	10%	0%	0%	0%	0%
LLaVA-OneVision	0%	0%	100%	0%	0%	0%	0%	36%	0%	0%	0%	0%
Qwen2-VL	0%	20%	40%	40%	0%	0%	0%	19%	0%	0%	0%	0%
InternVL	10%	0%	0%	0%	0%	0%	0%	18%	0%	0%	0%	0%
LLaMA-3.2	90%	0%	40%	0%	0%	0%	0%	36%	0%	0%	0%	0%
Molmo	40%	40%	70%	50%	0%	10%	0%	60%	42%	0%	3%	0%
Janus-Pro	70%	0%	70%	0%	0%	0%	0%	35%	0%	0%	0%	0%
Math-LLaVA	0%	0%	0%	0%	0%	0%	0%	42%	0%	0%	0%	0%
G-LLaVA	0%	0%	40%	44%	10%	0%	0%	100%	23%	0%	0%	0%
Math-PUMA	0%	0%	0%	0%	0%	0%	0%	0%	0%	0%	0%	0%
GPT-4-Turbo	50%	0%	30%	0%	10%	0%	10%	38%	89%	34%	92%	0%
GPT-4o	60%	0%	60%	0%	60%	0%	10%	42%	89%	84%	88%	0%

Table 3: **Performance on merged shapes, irregular polygons, and abstract shapes.** (see examples in Figure 4). GPT-4o and GPT-4-Turbo excel on common shapes ('arrow,' 'star,' 'plus') but fail (0%) on unseen shapes, suggesting reliance on recognition over side counting.

for Step 3 based on the output of Step 2, allowing us to isolate errors in shape identification from arithmetic errors (see Figure 3). Consider an image containing a pentagon and a square. If the model misidentifies the pentagon as a hexagon, Step 3 accuracy would still be correct if the sum aligns with the model’s incorrect mapping (e.g., $6 + 4 = 10$ instead of the correct $5 + 4 = 9$). Table 2 demonstrates that models execute sums correctly based on the side mapping from Step 2. Namely, the low performance in Step 3 accuracies is primarily due to an inability to retrieve the correct shapes in the image, not an inability to execute sums.

Examining reasoning through distinct steps highlights a fundamental limitation in multimodal integration. MLLMs succeed in basic arithmetic but fail when vision and language must work together. Their tendency to rigidly map less common shapes to familiar ones (e.g., misclassifying heptagons as hexagons) highlights the lack of reliable visual grounding. Even with strong LLM backbones, this limitation persists, reflecting broader challenges in vision-language mathematical benchmarks (Zhang et al., 2024a). To investigate this further, we evaluate performance on entirely unseen shapes devoid of familiar visual priors and biases.

3.3 Counting Sides of Abstract Shapes

We introduce a dataset of novel shapes to test the hypothesis that MLLMs rely on System 1 reasoning—memorizing shape-side relationships rather than actively counting and using visual information. These shapes are unlikely to appear in training, allowing us to evaluate whether models can generalize beyond familiar regular polygons. We consider

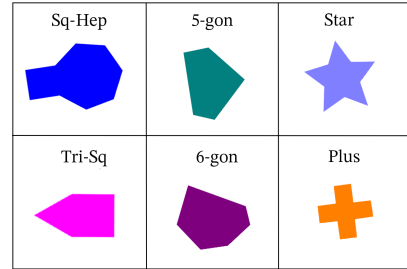


Figure 4: Examples of abstract shapes. For the full set of shapes, see Figure B.3

three distinct categories of abstract shapes:

Merged Shapes: We combine two regular polygons, such as a triangle and a square, where the shapes share a side. A simple shared-side algorithm can be applied to obtain the number of the sides: $s_1 + s_2 - 2$ where s_1 and s_2 are the number of sides of shape 1 and shape 2, respectively. Applying this algorithm to a triangle and a square gives: $3 + 4 - 2 = 5$ total sides. Table 3 shows that models generally fail to implement this algorithm, with most achieving 0% accuracy on merged shapes (Tri-Sq through Sq-Hep). LLaVA-OneVision and LLaMA-3.2 each achieve over 90% accuracy on exactly one merged shape. This is because most open-source models (except for Molmo, which is trained on counting) tend to guess a single value from 3 to 8 on every shape, thus getting “guessing correctly” on a specific category while scoring 0% on all others. These results demonstrate that models do not implement the $s_1 + s_2 - 2$ algorithm.

Irregular Polygons: Extending the experiment from Section 3.1, we evaluate side-counting on irregular polygons with 3 to 8 sides. Performance re-

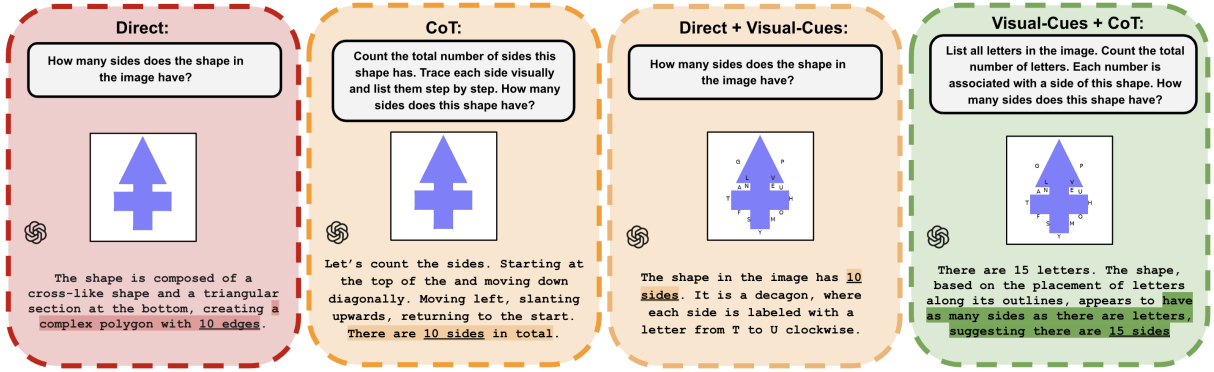


Figure 5: Example outputs from GPT-4-Turbo on “random letters” annotations.

mains low across all models, with GPT-4o, Molmo, and Math-LLaVA achieving the highest accuracy (42%). Most correct predictions come from irregular triangles, while shapes with 4–8 sides yield near 0% accuracy, suggesting poor generalization from regular to irregular polygons.

Abstract Shapes: Arrows, stars, and plus signs are common in documents and presentations, thus more likely to appear in pretraining data. GPT-4o and GPT-4 Turbo achieve 84–92% accuracy on these shapes, while open-source models score close to 0%. When these shapes are combined into novel configurations (an arrow on top of a plus sign seen in Figure 1), all models yield 0% accuracy.

The results in Table 3 highlight the influence of pretraining exposure, as models fail to generalize side counting beyond familiar shapes. Instead, their performance confirms our hypothesis that MLLMs rely on System 1 thinking, memorizing shape-side relationships rather than engaging System 2 reasoning to count and interpret visual information. The reliance on memorization over reasoning suggests a need for strategies that can shift MLLMs toward more deliberate, step-by-step problem-solving.

3.4 Visually-Cued CoT

Our results demonstrate that MLLMs heavily rely on System 1 thinking when completing visual-geometry tasks. We explore a potential solution to encourage System 2 reasoning in MLLMs by introducing Visually-Cued Chain-of-Thought (VC-CoT) prompting. CoT prompting is widely recognized for improving logical reasoning in LLMs by guiding models to break down complex tasks into intermediate steps (Wei et al., 2023). However, prior work suggests that MLLMs struggle with CoT reasoning (Zhang et al., 2024c,b; Wang et al., 2024a). Existing CoT frameworks for MLLMs

Image Labels	Qwen2-VL	Molmo	Janus-Pro	GPT-4-Turbo	GPT-4o
Heptagon: Direct / VC-CoT					
Numbers 1-7	93% / 100%	60% / 69%	1% / 100%	79% / 98%	43% / 100%
Random Nums	6% / 98%	17% / 29%	3% / 90%	1% / 94%	31% / 100%
Letters A-G	32% / 92%	63% / 75%	15% / 97%	99% / 100%	59% / 100%
Random Letters	0% / 83%	49% / 89%	7% / 74%	7% / 82%	7% / 93%
No Annotations	0% / 99% [†]	1% / 1% [†]	4% / 14% [†]	1% / 3% [†]	22% / 41% [†]
Arrow on Plus: Direct / VC-CoT					
Numbers 1-15	29% / 82%	0% / 61%	13% / 92%	97% / 99%	88% / 99%
Random Nums	0% / 5%	0% / 5%	0% / 5%	1% / 78%	3% / 77%
Letters A-O	0% / 3%	0% / 1%	0% / 2%	75% / 74%	14% / 99%
Random Letters	0% / 0%	0% / 2%	0% / 1%	0% / 25%	3% / 96%
No Annotations	0% / 0% [†]	0% / 0% [†]	0% / 0% [†]	0% / 1% [†]	0% / 1% [†]

Table 4: Performance on heptagons and arrow on plus for Qwen2-VL, Molmo, Janus-Pro, and GPT models. Results are presented as direct / VC-CoT. When there are no image annotations, we use a standard CoT prompt denoted by [†]. VC-CoT proves most effective in engaging MLLMs to count sides, compared to direct prompting.

focus primarily on the language model without leveraging information available in the image. VC-CoT incorporates explicit “visual cues” into CoT prompts to help bridge the gap between CoT success in LLMs and its effectiveness in MLLMs.

We conduct a case study on two shapes from our previous experiments: a regular heptagon and an arrow on top of a plus sign. For both shapes, models faced significant difficulty in accurately counting their sides, even when the shapes were correctly identified as a “heptagon” or a “triangular shape on a cross”. We consider three conditions: (1) plain images with no annotations, (2) images annotated with ordered numbers or random numbers, and (3) images annotated with ordered letters or random letters. For each case, we compared direct prompts (e.g., “How many sides does the shape in the image have?”) with CoT prompts that explicitly reference visual annotations (see Figure 5). We use random and ordered letters/numbers when annotating images to ensure that performance is not solely measured under conditions that provide

explicit references to the number of sides. Even for plain images with no labels, we included a CoT prompt (seen in Figure 5) to test whether reasoning prompts alone could enhance performance.

Table 4 shows the performance of Qwen2-VL, Molmo, Janus-Pro, GPT-4-Turbo, and GPT-4o, and Appendix Section G shows results for all other models. Molmo and Janus-Pro were explicitly designed for CoT reasoning through dedicated training, while GPT models are well-documented to excel with CoT prompting (Wei et al., 2023), making them the most relevant candidates for VC-CoT. In Table 4, we see that these models exhibit substantial improvements when visually cued CoT prompts are paired with explicit visual annotations, such as numbering or labeling each side. This is especially evident in the GPT models, where GPT-4o increases from 7% to 93%, in the random letters annotation.

Across all models, note that annotations alone or CoT without annotations fail to override visual biases. A striking failure emerges even when models are explicitly given the correct answer through labeled sides (e.g., numbering a heptagon’s sides from 1-7). Non-GPT models still fail without CoT, exposing a fundamental weakness in visual perception. Without VC-CoT prompts, MLLMs fail to extract fine-grained details and default to System 1 memorized associations, hindering structured reasoning. However, linking reasoning steps to visual cues helps mitigate visual biases in these models.

Model	Direct	MathVerse CoT	VC-CoT
Qwen2-VL	35.76%	41.11%	41.95%
Molmo	33.33%	33.33%	38.32%
Janus-Pro	30.60%	29.66%	33.96%
GPT-4-Turbo	45.76%	48.01%	52.41%
GPT-4o	52.12%	55.35%	59.94%
Average	39.51%	41.49%	45.32%

Table 5: **VC-CoT improves performance on MathVerse.** Compared to standard CoT prompting, explicitly guiding models to extract visual information leads to consistent performance improvements.

3.5 Does VC-CoT generalize beyond side-counting?

Given the success of VC-CoT prompts in improving side counting, we evaluate VC-CoT on a complex mathematical reasoning task. Many multi-modal geometry datasets already include diagrams annotated with letters, numbers, and angles, provid-

ing a natural opportunity to leverage these visual cues. In particular, the vision-dominant split of the MathVerse dataset contains sufficient visual annotations to answer the question. While MathVerse includes CoT prompting, it only slightly modifies the question, changing “please directly answer” to “please first conduct reasoning”, without guiding models to extract the available visual information. In contrast, our visually-cued CoT explicitly prompts models to first identify all present shapes, numbers, and letters and establish their spatial and numerical relationships before answering the question. This structured approach aims to engage System 2 reasoning, forcing models to process the visual structure, retrieve relevant information from the image, and then reason about their relationship.

As shown in Table 5, specifically addressing the visual annotations through VC-CoT improves accuracy across all models. For Molmo and Janus-Pro, MathVerse CoT, does not increase performance, and even decreases compared to the direct prompt. As seen in Appendix Section H, these results generalize to other models as well. While these experiments serve as a case study, they highlight a promising direction for enhancing the reasoning capabilities of MLLMs. We believe incorporating visual cues in CoT prompts can enhance MLLMs’ ability to bridge the gap between vision and language reasoning.

4 Conclusion

Our study highlights fundamental limitations in MLLMs’ ability to integrate visual information for reasoning. While LLM backbones possess strong geometric knowledge, vision encoders remain the primary bottleneck, forcing MLLMs to rely on System 1 thinking instead of System 2 reasoning. Even in simple tasks like shape identification and side counting, MLLMs default to memorized patterns rather than systematically analyzing visual inputs. As an initial step to improving MLLM reasoning, we introduce Visually-Cued Chain-of-Thought (VC-CoT) prompting to engage System 2 reasoning. Our results show that explicitly guiding models to extract and reason about visual cues improves performance, boosting GPT-4o’s accuracy by 86% on our shape dataset as well as enhancing results on MathVerse.

Our findings serve as a broader call to action for the MLLM research community. To effectively pinpoint and address limitations in vision-

language integration, we emphasize the need to explore simple, controlled scenarios before engaging with complex multimodal benchmarks. By improving fine-grained visual perception and utilizing visual cues for prompting, researchers can move toward MLLMs that engage in true vision-based System 2 reasoning rather than defaulting to LLM-driven deduction.

5 Limitations

Although we evaluated a diverse range of 13 models, including open-sourced, closed-sourced, and fine-tuned models specialized in mathematical reasoning, there are two recent models we were unable to assess. At the time of writing, the weights for MAVIS (Zhang et al., 2024b) are not publicly available. Additionally, SVE-Math (Zhang et al., 2025), which adapts the vision encoder with a GeoGLIP encoder trained on mathematical diagrams, shows promise for mathematical reasoning. However, there are unresolved issues in the code base, including missing files in the official GitHub repository, which have yet to be addressed. We will add these models to our evaluation suite as soon as these issues are addressed.

Furthermore, our study is designed around a controlled synthetic environment, allowing us to systematically analyze the components of visual geometry datasets. Thus, our method, Visually-Cued Chain-of-Thought (VC-CoT), is particularly geared for datasets that include image annotations, such as Mathverse (Zhang et al., 2024a). Future work could explore how VC-CoT adapts to real-world images, potentially leveraging other types of annotations, such as pointing data from Pixmo (Deitke et al., 2024) for example, to bridge the gap between synthetic and real-world settings.

References

- Josh Achiam, Steven Adler, Sandhini Agarwal, Lama Ahmad, Ilge Akkaya, Florencia Leoni Aleman, Diogo Almeida, Janko Altenschmidt, Sam Altman, Shyamal Anadkat, et al. 2023. Gpt-4 technical report. *arXiv preprint arXiv:2303.08774*.
- Kumail Alhamoud, Shaden Alshammari, Yonglong Tian, Guohao Li, Philip Torr, Yoon Kim, and Marzyeh Ghassemi. 2025. Vision-language models do not understand negation. *arXiv preprint arXiv:2501.09425*.
- Jinze Bai, Shuai Bai, Yunfei Chu, Zeyu Cui, Kai Dang, Xiaodong Deng, Yang Fan, Wenbin Ge, Yu Han, Fei Huang, et al. 2023. Qwen technical report. *arXiv preprint arXiv:2309.16609*.
- Xiaokang Chen, Zhiyu Wu, Xingchao Liu, Zizheng Pan, Wen Liu, Zhenda Xie, Xingkai Yu, and Chong Ruan. 2025. Janus-pro: Unified multimodal understanding and generation with data and model scaling. *Preprint*, arXiv:2501.17811.
- Anoop Cherian, Kuan-Chuan Peng, Suhas Lohit, Joanna Matthiesen, Kevin Smith, and Joshua B. Tenenbaum. 2024. Evaluating large vision-and-language models on children’s mathematical olympiads. *Preprint*, arXiv:2406.15736.
- Tianzhe Chu, Yuexiang Zhai, Jihan Yang, Shengbang Tong, Saining Xie, Dale Schuurmans, Quoc V. Le, Sergey Levine, and Yi Ma. 2025. Sft memorizes, rl generalizes: A comparative study of foundation model post-training. *Preprint*, arXiv:2501.17161.
- Karl Cobbe, Vineet Kosaraju, Mohammad Bavarian, Mark Chen, Heewoo Jun, Lukasz Kaiser, Matthias Plappert, Jerry Tworek, Jacob Hilton, Reiichiro Nakano, et al. 2021. Training verifiers to solve math word problems. *arXiv preprint arXiv:2110.14168*.
- Matt Deitke, Christopher Clark, Sangho Lee, Rohun Tripathi, Yue Yang, Jae Sung Park, Mohammadreza Salehi, Niklas Muennighoff, Kyle Lo, Luca Soldaini, Jiasen Lu, Taira Anderson, Erin Bransom, Kiana Ehsani, Huong Ngo, YenSung Chen, Ajay Patel, Mark Yatskar, Chris Callison-Burch, Andrew Head, Rose Hendrix, Favyen Bastani, Eli VanderBilt, Nathan Lambert, Yvonne Chou, Arnavi Chheda, Jenna Sparks, Sam Skjonsberg, Michael Schmitz, Aaron Sarnat, Byron Bischoff, Pete Walsh, Chris Newell, Piper Wolters, Tanmay Gupta, Kuo-Hao Zeng, Jon Borchardt, Dirk Groeneveld, Crystal Nam, Sophie Lebrecht, Caitlin Wittliff, Carissa Schoenick, Oscar Michel, Ranjay Krishna, Luca Weihs, Noah A. Smith, Hannaneh Hajishirzi, Ross Girshick, Ali Farhadi, and Aniruddha Kembhavi. 2024. Molmo and pixmo: Open weights and open data for state-of-the-art vision-language models. *Preprint*, arXiv:2409.17146.
- Jonathan St BT Evans. 2008. Dual-processing accounts of reasoning, judgment, and social cognition. *Annu. Rev. Psychol.*, 59(1):255–278.
- Jonathan St BT Evans and Keith E Stanovich. 2013. Dual-process theories of higher cognition: Advancing the debate. *Perspectives on psychological science*, 8(3):223–241.
- Jiahui Gao, Renjie Pi, Jipeng Zhang, Jiacheng Ye, Wanjun Zhong, Yufei Wang, Lanqing Hong, Jianhua Han, Hang Xu, Zhenguo Li, et al. 2023. G-llava: Solving geometric problem with multi-modal large language model. *arXiv preprint arXiv:2312.11370*.
- Michal Golovanevsky, William Rudman, Vedant Palit, Ritambhara Singh, and Carsten Eickhoff. 2025. What do vlms notice? a mechanistic interpretability pipeline for gaussian-noise-free text-image corruption and evaluation. *Preprint*, arXiv:2406.16320.

- Dan Hendrycks, Collin Burns, Saurav Kadavath, Akul Arora, Steven Basart, Eric Tang, Dawn Song, and Jacob Steinhardt. 2021. Measuring mathematical problem solving with the math dataset. *arXiv preprint arXiv:2103.03874*.
- Nick Jiang, Anish Kachinthaya, Suzie Petryk, and Yossi Gandelsman. 2024. Interpreting and editing vision-language representations to mitigate hallucinations. *arXiv preprint arXiv:2410.02762*.
- Daniel Kahneman. 2011. Thinking, fast and slow. *Farrar, Straus and Giroux*.
- Bo Li, Yuanhan Zhang, Dong Guo, Renrui Zhang, Feng Li, Hao Zhang, Kaichen Zhang, Peiyuan Zhang, Yanwei Li, Ziwei Liu, and Chunyuan Li. 2024a. [Llava-onevision: Easy visual task transfer](#). *Preprint*, arXiv:2408.03326.
- Feng Li, Renrui Zhang, Hao Zhang, Yuanhan Zhang, Bo Li, Wei Li, Zejun Ma, and Chunyuan Li. 2024b. [Llava-next-interleave: Tackling multi-image, video, and 3d in large multimodal models](#). *Preprint*, arXiv:2407.07895.
- Haotian Liu, Chunyuan Li, Yuheng Li, and Yong Jae Lee. 2024. [Improved baselines with visual instruction tuning](#). *Preprint*, arXiv:2310.03744.
- Pan Lu, Hritik Bansal, Tony Xia, Jiacheng Liu, Chunyuan Li, Hannaneh Hajishirzi, Hao Cheng, Kai-Wei Chang, Michel Galley, and Jianfeng Gao. 2024. [Mathvista: Evaluating mathematical reasoning of foundation models in visual contexts](#). *Preprint*, arXiv:2310.02255.
- Grace Luo, Trevor Darrell, and Amir Bar. 2024. Task vectors are cross-modal. *arXiv preprint arXiv:2410.22330*.
- Nihal V Nayak, Peilin Yu, and Stephen H Bach. 2022. Learning to compose soft prompts for compositional zero-shot learning. *arXiv preprint arXiv:2204.03574*.
- Ankit Satpute, André Greiner-Petter, Noah Gießing, Isabel Beckenbach, Moritz Schubotz, Olaf Teschke, Akiko Aizawa, and Bela Gipp. 2024. Taxonomy of mathematical plagiarism. In *European Conference on Information Retrieval*, pages 12–20. Springer.
- Wenhao Shi, Zhiqiang Hu, Yi Bin, Junhua Liu, Yang Yang, See-Kiong Ng, Lidong Bing, and Roy Ka-Wei Lee. 2024. Math-llava: Bootstrapping mathematical reasoning for multimodal large language models. *arXiv preprint arXiv:2406.17294*.
- Shengbang Tong, Zhuang Liu, Yuexiang Zhai, Yi Ma, Yann LeCun, and Saining Xie. 2024. Eyes wide shut? exploring the visual shortcomings of multimodal llms. In *Proceedings of the IEEE/CVF Conference on Computer Vision and Pattern Recognition (CVPR)*, pages 9568–9578.
- Hugo Touvron, Thibaut Lavril, Gautier Izacard, Xavier Martinet, Marie-Anne Lachaux, Timothée Lacroix, Baptiste Rozière, Naman Goyal, Eric Hambro, Faisal Azhar, et al. 2023. Llama: Open and efficient foundation language models. *arXiv preprint arXiv:2302.13971*.
- Ke Wang, Junting Pan, Weikang Shi, Zimu Lu, Mingjie Zhan, and Hongsheng Li. 2024a. [Measuring multimodal mathematical reasoning with math-vision dataset](#). *Preprint*, arXiv:2402.14804.
- Peng Wang, Shuai Bai, Sinan Tan, Shijie Wang, Zhihao Fan, Jinze Bai, Keqin Chen, Xuejing Liu, Jialin Wang, Wenbin Ge, Yang Fan, Kai Dang, Mengfei Du, Xuancheng Ren, Rui Men, Dayiheng Liu, Chang Zhou, Jingren Zhou, and Junyang Lin. 2024b. [Qwen2-vl: Enhancing vision-language model’s perception of the world at any resolution](#). *Preprint*, arXiv:2409.12191.
- Jason Wei, Xuezhi Wang, Dale Schuurmans, Maarten Bosma, Brian Ichter, Fei Xia, Ed Chi, Quoc Le, and Denny Zhou. 2023. [Chain-of-thought prompting elicits reasoning in large language models](#). *Preprint*, arXiv:2201.11903.
- Violet Xiang, Charlie Snell, Kanishk Gandhi, Alon Albalak, Anikait Singh, Chase Blagden, Duy Phung, Rafael Rafailov, Nathan Lile, Dakota Mahan, et al. 2025. Towards system 2 reasoning in llms: Learning how to think with meta chain-of-thought. *arXiv preprint arXiv:2501.04682*.
- Haoran Yang, Yumeng Zhang, Jiaqi Xu, Hongyuan Lu, Pheng-Ann Heng, and Wai Lam. 2024. [Unveiling the generalization power of fine-tuned large language models](#). In *Proceedings of the 2024 Conference of the North American Chapter of the Association for Computational Linguistics: Human Language Technologies (Volume 1: Long Papers)*, pages 884–899, Mexico City, Mexico. Association for Computational Linguistics.
- Renrui Zhang, Dongzhi Jiang, Yichi Zhang, Haokun Lin, Ziyu Guo, Pengshuo Qiu, Aojun Zhou, Pan Lu, Kai-Wei Chang, Peng Gao, and Hongsheng Li. 2024a. [Mathverse: Does your multi-modal llm truly see the diagrams in visual math problems?](#) *Preprint*, arXiv:2403.14624.
- Renrui Zhang, Xinyu Wei, Dongzhi Jiang, Ziyu Guo, Shicheng Li, Yichi Zhang, Chengzhuo Tong, Jiaming Liu, Aojun Zhou, Bin Wei, Shanghang Zhang, Peng Gao, Chunyuan Li, and Hongsheng Li. 2024b. [Mavis: Mathematical visual instruction tuning with an automatic data engine](#). *Preprint*, arXiv:2407.08739.
- Ruohong Zhang, Bowen Zhang, Yanghao Li, Haotian Zhang, Zhiqing Sun, Zhe Gan, Yinfei Yang, Ruoming Pang, and Yiming Yang. 2024c. [Improve vision language model chain-of-thought reasoning](#). *Preprint*, arXiv:2410.16198.
- Shan Zhang, Aotian Chen, Yanpeng Sun, Jindong Gu, Yi-Yu Zheng, Piotr Koniusz, Kai Zou, Anton van den

Hengel, and Yuan Xue. 2025. [Open eyes, then reason: Fine-grained visual mathematical understanding in mllms](#). *Preprint*, arXiv:2501.06430.

Wenwen Zhuang, Xin Huang, Xiantao Zhang, and Jin Zeng. 2024. [Math-puma: Progressive upward multi-modal alignment to enhance mathematical reasoning](#). *Preprint*, arXiv:2408.08640.

A Model Selection and Details

We evaluate a diverse set of multimodal language models (MLLMs) spanning different architectures, vision encoders, and parameter scales. Table 6 provides details on the open-source models used in our experiments. These models are sourced from Hugging Face, with their specific repository paths listed for reproducibility.

In addition to open-source models, we also evaluate proprietary models using the OpenAI API. Specifically, we test gpt-4o and gpt-4-turbo, for comparison against open-source alternatives. Since their exact architectures and vision encoders are not publicly disclosed, we cannot report model details.

B Image Generation

B.1 One-Shape Images

To create a diverse dataset of geometric shapes, we generate images of squares, equilateral triangles, pentagons, hexagons, heptagons, octagons, and circles. Each shape is rendered in various sizes, orientations, and colors. Specifically, we vary the background color (white, black, red, blue) and fill color, selecting from a palette of 20 distinct hues. We ensured that when the background color equaled the shape color, those samples were not used. Additionally, each shape is rotated in steps of 10 degrees, covering a full 360-degree range. We account for shape symmetry, so we do not have duplicate samples on equivalent rotation angles (e.g., 90 degrees and 180 degrees when rotating a square). Finally, we vary in 9 different shape sizes. For the results in Table 1, we randomly sample a subset of **2,000** images to ensure diversity while maintaining computational efficiency. Figure 6 shows examples from our dataset.

B.2 Two-Shape Images

In addition to single-shape images, we generate images containing two distinct geometric shapes. Each image consists of a randomly selected pair from squares, equilateral triangles, pentagons, hexagons, heptagons, and octagons, placed in non-overlapping positions on a 400×400 canvas. Shapes vary in size, rotation, and color, with sizes randomly chosen from $\{80, 90\}$ pixels and rotations sampled in 10° increments. Each shape is assigned a fill color from a set of 20 hues, while the background color is randomly selected from white, black, red, or blue. In total, we generated **5,090** unique images, and used all of them for evaluation.

Model Name	Underlying LM	Vision Encoder	Size	HuggingFace Path
LLaVA-1.5	Vicuna	CLIP (ViT-L/14)	7B	llava-hf/llava-1.5-7b-hf
LLaVA-Next (LLaVA-1.6)	Mistral	CLIP (ViT-L/14)	7B	llava-hf/llava-v1.6-mistral-7b-hf
LLaVA-OneVision	Qwen-2	SigLIP	7B	llava-hf/llava-onevision-qwen2-7b-ov-hf
Qwen2-VL	Qwen2	DFN-ViT w/ RoPE-2D	7B	Qwen/Qwen2-VL-7B-Instruct
InternVL	QLLaMA	InternViT	8B	OpenGVLab/InternVL2-8B
Molmo	OLMo	MetaCLIP	7B	cyan2k/molmo-7B-D-bnb-4bit
Janus Pro	DeepSeek-LLM	SigLIP-Large-Patch16-384	7B	deepseek-ai/Janus-Pro-7B
Math-LLaVA	Vicuna	CLIP (ViT-L/14)	13B	Zhiqiang007/Math-LLaVA
G-LLaVA	Vicuna	CLIP (ViT-L/14)	7B	renjiepi/G-LLaVA-7B
Math-PUMA	Qwen2	DFN-ViT w/ RoPE-2D	7B	Math-PUMA/Math-PUMA_Qwen2VL-7B

Table 6: Details of evaluated models, including underlying language models, vision encoders, sizes, and Hugging Face model paths.




Figure 6: Examples of regular polygons (triangle through octagon) used in our evaluation in Section 3.1.

B.3 Abstract Shape Image Generation

Merged shapes. For the results in Table 3, we generate images containing two connected geometric shapes. We consider ten unique shape combinations, including Triangle-Square, Pentagon-Square, Hexagon-Triangle, and Octagon-Square, ensuring a range of structural complexities. Each combination is assigned a total side count based on the sum of its components. Shapes are placed in a connected configuration, rotated at random angles, and rendered with diverse colors on varying background shades. In total, **100** images for the merged shape category.

Irregular Polygons. We generate images of abstract irregular polygons with between 5 and 8 sides. Each polygon is randomly positioned on a 400×400 canvas with a randomly assigned background color (white, black, red, or blue) and a




Figure 7: Examples of all merged, irregular and abstract shapes used to create Table 3

distinct shape color chosen from 20 hues. The polygon vertices are generated with constraints to ensure reasonable side lengths and angles, avoiding excessively sharp or flat corners. The number of sides is correctly recorded in the filenames to ensure metadata accuracy. In total, we generate **200** unique irregular polygons for analysis.

Common Shapes. We consider four shape configurations: plus sign (or a cross), star, arrow, and arrow on plus sign (or a triangle on top of a cross). Each shape undergoes a uniform scaling transformation and is randomly rotated between 0° and 360° . This process results in a dataset of **200** uniquely transformed composite shapes.

C What does the text-decoder know?

To evaluate LLMs’ recall of basic geometric properties, we pose two sets of six questions: (1) naming a polygon given its number of sides (3–8) and (2) identifying the number of sides in a named shape. As shown in Appendix Table 7, models perform nearly perfectly, with all achieving 100% accuracy on the second task and 11 out of 13 models doing so on the first. The exceptions are LLaVA-1.5, which misclassified a heptagon as a hexagon and a square as a tetrahedron, and G-LLaVA, which

Name the $<n>$ -sided polygon / Num of sides in $<shape>$	
LM Only	Accuracy (%)
LLaVA-1.5	67% / 100%
LLaVA-Next	100% / 100%
LLaVA-OneVision	100% / 100%
Qwen2-VL	100% / 100%
LLaMA-3.2	100% / 100%
InternVL	100% / 100%
Molmo	100% / 100%
Janus-Pro	100% / 100%
Math-LLaVA	100% / 100%
G-LLaVA	50% / 100%
Math-PUMA	100% / 100%
GPT-4o	100% / 100%
GPT-4-Turbo	100% / 100%

Table 7: Accuracy of the LLM-backbone on the polygon naming and side counting tasks: “What is the name of a $<n>$ -sided regular polygon? / How many sides does $<shape>$ have?” for $n \in \{3, 4, \dots, 8\}$ and shape in $\{\text{triangle, square, } \dots, \text{octagon}\}$.

answered “regular polygon” instead of the specific shape name for several cases.

D What does the vision-encoder see?

Figure 8 presents t-SNE visualizations of vision encoder embeddings across all models. Common shapes, such as triangles and squares, consistently form distinct clusters, whereas less frequent shapes, including hexagons, heptagons, and octagons, exhibit dispersed and overlapping embeddings. This confirms that vision encoders struggle to differentiate between less common shapes, leading to poor shape generalization. Nearest neighbor analysis, in Table 8, further supports this, showing that models reliably group common shapes but misclassify rarer ones, often embedding them into mixed clusters.

E Google N-Grams Analysis of Shape Frequencies

Figure 9 presents an analysis of shape mention frequencies over time using data from Google Books N-Grams. The plot highlights the relative prominence of different shapes and their corresponding numbers in written text. Notably, triangles and squares are mentioned significantly more frequently than other shapes, reflecting a clear bias in natural language usage.

This bias in textual representation may contribute to discrepancies in model performance, as models trained on large language corpora are more likely to encounter these common shapes during

training. For instance, “heptagon,” the only shape misclassified by GPT-4-Turbo in our experiments, is also the least frequent shape in this plot. This suggests a possible correlation between linguistic frequency and model performance on geometric reasoning tasks.

F Molmo Demo Examples

To evaluate the pointing ability of Molmo, we experiment using the HuggingFace-hosted model as well as its interactive demo website. Specifically, we prompt the model three different times with variations of prompts closely matching examples in the Molmo paper. The task involves pointing to and identifying the sides of a simple black heptagon.

In all prompt variations, Molmo consistently points to the heptagon but incorrectly assigns the points, resulting in 10 sides instead of the correct 7. However, when the pointing task is omitted, and the prompt is modified to include the instruction “*Answer with the number*”, Molmo correctly identifies the number of sides as 7 (which correspond to the results in Table 1). This suggests that while Molmo performs reasonably well in direct counting tasks, its pointing mechanism struggles to accurately map geometric features in images.

Figure 10 shows real screenshots taken from the Molmo demo website, illustrating its outputs for the shape-recognition and side-counting task.

G Visually-Cued Chain-of-Thought Shape Results

Tables 10 and 11 present results for the remaining models not included in Table 4.

Prior work has shown that standard Chain-of-Thought (CoT) prompting often fails to improve, and in some cases, even decreases mathematical reasoning performance in MLLMs (Wang et al., 2024a). This has been attributed to the lack of fine-grained visual information captured by most vision encoders, which struggle to integrate step-by-step reasoning with visual context (Zhang et al., 2024c,b). Specifically, models trained on vision-language instruction datasets tend to prioritize short-answer responses, limiting their ability to perform multi-step reasoning (Zhang et al., 2024c).

Our findings reinforce some of these observations. As seen in Table 10, most models struggle with side-counting on a heptagon, even with explicit ordered labels (1-7). VC-CoT, helps promote some correct predictions, but not in all mod-

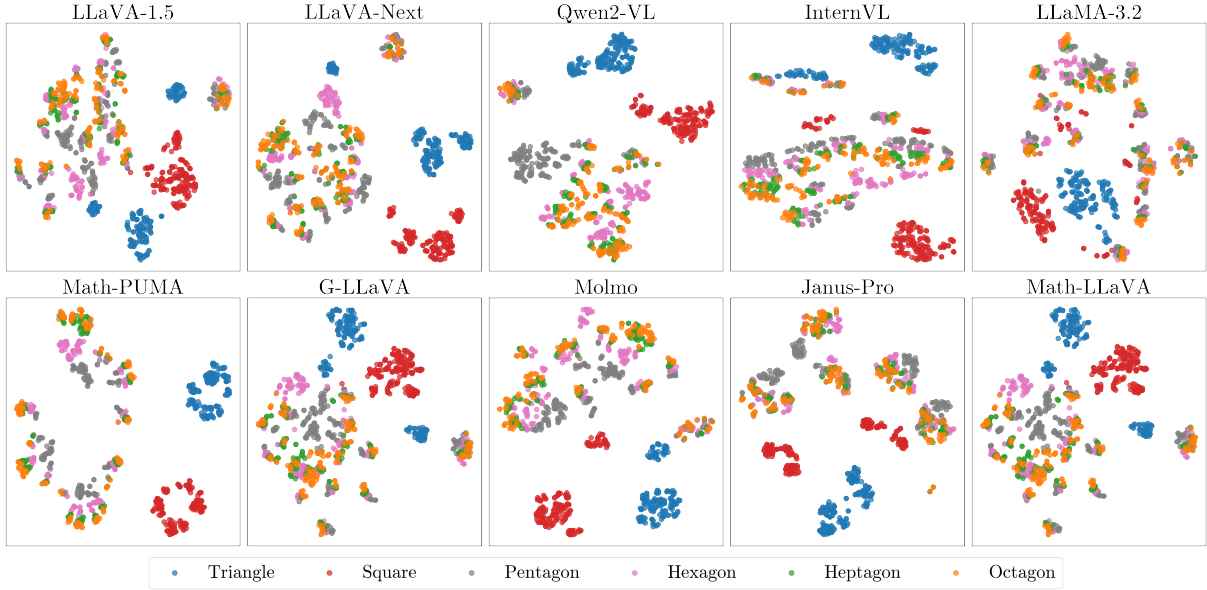


Figure 8: t-SNE plots from the vision encoders of all models considered in this paper. For each image, we take the average over all image patches.

Model	Triangle	Square	Pentagon	Hexagon	Heptagon	Octagon
LLaVA-1.5	0.95	0.95	0.65	0.50	0.44	0.48
LLaVA-Next	0.99	0.97	0.66	0.58	0.50	0.46
Qwen2-VL	1.00	0.98	0.84	0.67	0.51	0.50
InternVL	0.97	0.90	0.58	0.50	0.47	0.47
LLaVA-OneVision	1.00	1.00	0.82	0.58	0.52	0.52
LLaMA-3.2	0.87	0.79	0.40	0.37	0.36	0.34
Math-PUMA	1.00	1.00	75.50	56.82	50.71	50.56
G-LLaVA	0.96	0.97	0.65	0.48	0.44	0.47
Molmo	0.99	0.97	0.76	0.54	0.51	0.46
Janus-Pro	0.98	0.95	0.74	0.47	0.46	0.43
Math-LLaVA	0.96	0.97	0.65	0.48	0.44	0.48

Table 8: Average percentage of nearest neighbors of vision encoder embeddings that share the same shape label.

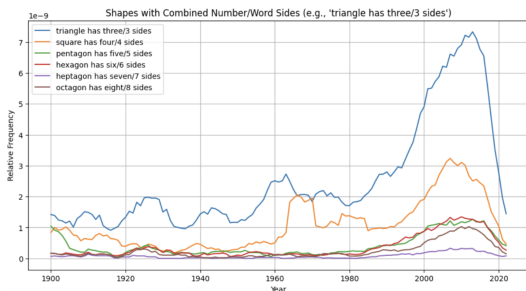


Figure 9: Google Books N-Grams showing frequency of different shape mentions with their corresponding numbers over the years. There is a clear bias towards triangles and squares compared to the rest. ‘Heptagon’ is the only shape GPT-4-Turbo misclassified and it is the least frequent in this plot.

els. We hypothesize that their rigid clustering patterns (Figure 2) prevent them from adapting their reasoning when prompted. For example, LLaVA-OneVision misclassified a heptagon as a hexagon, stating: “The shape is a hexagon. The letters are A, B, C, D, E, F, and G. There are 7 letters in total... A hexagon has 6 sides.” These models fail to adjust their predictions even when provided with explicit step-by-step reasoning.

As shown in Table 11, some models exhibit different behaviors when reasoning about more complex composite shapes, such as the “arrow on plus sign” configuration. Notably, Math-PUMA’s strong visual priors make VC-CoT ineffective for counting heptagon sides, where deeply ingrained biases interfere with reasoning. However, on far more complex shapes, like a 15-sided “arrow on plus sign,” VC-CoT significantly improves performance. This is likely because the lack of a strong prior allows

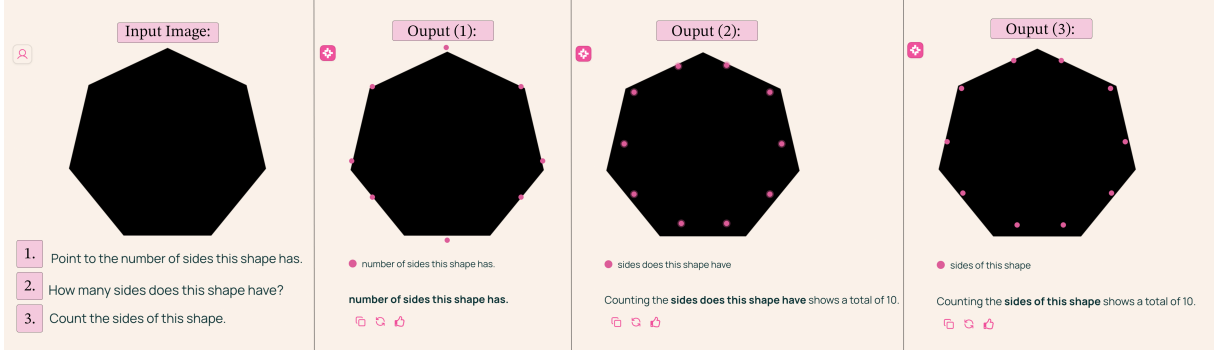


Figure 10: Screenshots from Molmo’s demo website. In all prompts, Molmo misassigns points, counting 10 sides instead of 7.

	Direct	MathVerse CoT	VC-CoT
LLaVA-1.5	29.39%	29.97%	28.34%
LLaVA-Next	28.48%	23.46%	30.95%
LLaVA-OneVision	47.88%	48.62%	50.16%
Qwen2-VL	35.76%	41.11%	41.95%
InternVL	34.85%	47.09%	44.86%
LLaMA-3.2	22.73%	32.72%	35.20%
Math-LLaVA	36.06%	34.86%	36.14%
G-LLaVA	35.76%	36.70%	35.83%
Math-PUMA	39.70%	36.09%	37.35%
Average	34.51%	36.73%	37.86%

Table 9: Impact of Visually-Cued CoT (VC-CoT) on MathVerse across different models. Compared to standard CoT prompting, explicitly guiding models to extract and process visual information leads to consistent performance improvements. This table includes all models not in Table 5.

Math-PUMA to engage in step-by-step reasoning rather than relying on memorized heuristics.

H VC-CoT Results on MathVerse

Table 9 presents the impact of Visually-Cued Chain-of-Thought (VC-CoT) prompting on MathVerse accuracy across models not included in Table 5. Prior work has demonstrated that standard Chain-of-Thought (CoT) prompting can be ineffective, and in some cases, even detrimental to mathematical reasoning performance in multimodal large language models (MLLMs) (Wang et al., 2024a). This is largely due to the training biases of vision-language models, which tend to favor short-answer responses over structured, multi-step reasoning (Zhang et al., 2024c).

Despite these challenges, our results show that VC-CoT improves overall performance across these models, with an average accuracy increase from 34.51% (Direct) to 37.86% (VC-CoT). Notably, 9 out of 13 models (including ones in Table 5)

benefit from visually guided reasoning, suggesting that explicit extraction and processing of visual information can help compensate for the weaknesses of generic CoT prompting.

These findings suggest that while VC-CoT is not a universal solution, it provides a tangible benefit even for models not explicitly designed for reasoning through CoT. Future work may explore fine-tuning strategies that further leverage visual embeddings to enhance mathematical problem-solving capabilities in MLLMs.

Image Labels	LLaVA-1.5		LLaVA-Next		LLaVA-OneVision		Qwen2-VL		InternVL		LLaMA-3.2		Math-LLaVA		G-LLaVA		Math-PUMA	
	Direct	VC-CoT	Direct	VC-CoT	Direct	VC-CoT	Direct	VC-CoT	Direct	VC-CoT	Direct	VC-CoT	Direct	VC-CoT	Direct	VC-CoT	Direct	VC-CoT
Numbers 1-7	0%	1%	0%	5%	0%	17%	93%	100%	26%	68%	100%	100%	0%	0%	79%	81%	0%	0%
Random Numbers	0%	0%	0%	0%	0%	0%	6%	98%	1%	21%	32%	50%	0%	0%	2%	0%	0%	1%
Letters A-G	0%	0%	0%	0%	0%	0%	32%	92%	1%	2%	45%	96%	0%	0%	0%	0%	0%	0%
Random Letters	0%	0%	0%	0%	0%	0%	0%	83%	0%	3%	3%	58%	0%	0%	0%	0%	0%	1%
	Direct	CoT	Direct	CoT	Direct	CoT	Direct	CoT	Direct	CoT	Direct	CoT	Direct	CoT	Direct	CoT	Direct	CoT
No Annotations	0%	0%	0%	0%	0%	0%	12%	99%	0%	0%	0%	0%	0%	0%	0%	0%	0%	0%

Table 10: Performance of Visually-Cued Chain-of-Thought (VC-CoT) prompting on heptagons. This table includes models not used in Table 4.

Image Labels	LLaVA-1.5		LLaVA-Next		LLaVA-OneVision		Qwen2-VL		InternVL		LLaMA-3.2		Math-LLaVA		G-LLaVA		Math-PUMA	
	direct	VC-CoT	direct	VC-CoT	direct	VC-CoT	direct	VC-CoT	direct	VC-CoT	direct	VC-CoT	direct	VC-CoT	direct	VC-CoT	direct	VC-CoT
Numbers 1-15	0%	8%	12%	28%	26%	26%	29%	82%	0%	14%	99%	99%	0%	0%	0%	0%	0%	61%
Random Numbers	0%	0%	0%	0%	0%	0%	0%	5%	0%	3%	32%	21%	0%	0%	0%	0%	0%	28%
Letters A-O	0%	1%	0%	0%	0%	1%	0%	3%	0%	1%	0%	62%	0%	0%	0%	0%	0%	14%
Random Letters	0%	0%	0%	0%	0%	0%	0%	0%	0%	1%	0%	84%	0%	0%	0%	0%	0%	0%
	Direct	CoT	Direct	CoT	Direct	CoT	Direct	CoT	Direct	CoT	Direct	CoT	Direct	CoT	Direct	CoT	Direct	CoT
No Annotations	0%	0%	0%	0%	0%	0%	0%	0%	0%	0%	0%	0%	0%	0%	0%	0%	0%	0%

Table 11: Performance of Visually-Cued Chain-of-Thought (VC-CoT) prompting on “arrow on top of plus sign” shape. This table includes models not used in Table 4.