

Mixup Model Merge: Enhancing Model Merging Performance through Randomized Linear Interpolation

Yue Zhou¹ Yi Chang^{1,2,3} Yuan Wu^{1*}

¹School of Artificial Intelligence, Jilin University

²Engineering Research Center of Knowledge-Driven Human-Machine Intelligence, MOE, China

³International Center of Future Science, Jilin University

yuezhou24@mails.jlu.edu.cn, yichang@jlu.edu.cn, yuanwu@jlu.edu.cn

Abstract

Model merging aims to integrate multiple task-specific models into a unified model that inherits the capabilities of the task-specific models, without additional training. Existing model merging methods often lack consideration of the varying contribution ratios of different task-specific models to the final merged model. In this paper, we propose Mixup Model Merge (M^3), a simple yet effective method inspired by the randomized linear interpolation strategy from the Mixup data augmentation technique. M^3 performs randomized linear interpolation in parameter space between two task-specific LLMs, where interpolation coefficients are sampled from a Beta distribution to explore diverse contribution ratios. This controllable randomness allows M^3 to outperform standard equal-ratio merging by discovering better contribution ratio combinations. Extensive experiments show that M^3 significantly (1) improves merged LLM performance across tasks, (2) enhances out-of-distribution and adversarial robustness, and (3) outperforms the positive effects of the sparsification method DARE on model merging and can be further combined with DARE to achieve superior results. By tuning the Beta distribution’s shape parameters, (4) M^3 balances exploration efficiency and diversity in contribution ratios. The code is provided in the supplementary materials.

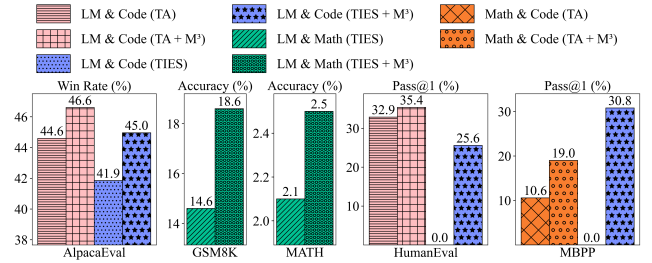
Code —

<https://github.com/MLGroupJLU/MixupModelMerge>

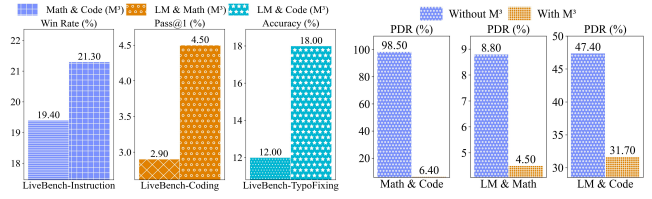
1 Introduction

In the field of Natural Language Processing (NLP), the emergence of large language models (LLMs) (Brown et al. 2020; Touvron et al. 2023; OpenAI 2023; Chowdhery et al. 2023) represents a revolutionary breakthrough. With their remarkable capabilities, these models have demonstrated outstanding performance across various tasks (Jiao et al. 2023; Chang et al. 2024; Nam et al. 2024; Xing 2024; Guo et al. 2024), significantly advancing NLP technologies.

Supervised Fine-Tuning (SFT) is a crucial technique for adapting LLMs to specific tasks, refining their performance by training on domain-specific data (Hu et al. 2021; Ding et al. 2023; Xia et al. 2024). However, SFT requires substantial computational resources and long training times (Brown et al. 2020; Chang, Chang, and Wu 2024). To address this



(a) Performance of the merged models obtained through Task Arithmetic and TIES-Merging with or without M^3



(b) (Left) Performance on OOD datasets. (Right) Adversarial robustness (PDR) of merged models with or without M^3

Figure 1: (a) M^3 significantly improves the performance of model merging. (b) OOD and adversarial robustness of merged models with or without M^3

challenge, Model Merging has emerged as an efficient solution, fusing the parameters of multiple fine-tuned LLMs into a unified model with diverse capabilities, without the need for additional training or computational costs (Yang et al. 2024; Akiba et al. 2024). However, Existing model merging methods often adopt identical contribution ratios for different task-specific models in the merging process (Wortsman et al. 2022; Ilharco et al. 2022; Matena and Raffel 2022; Jin et al. 2022; Yadav et al. 2023; Yu et al. 2024), or rely on a few manually predefined contribution ratio values (Lin et al. 2023). This restricts the exploration of how varying contribution ratios influence the final merged model, and limits the ability to fully explore the resulting parameter space. Consequently, the potential of the merged model is significantly constrained.

To address the above issue, we propose a novel approach, Mixup Model Merge (M^3), for exploring appropriate contri-

*Corresponding author

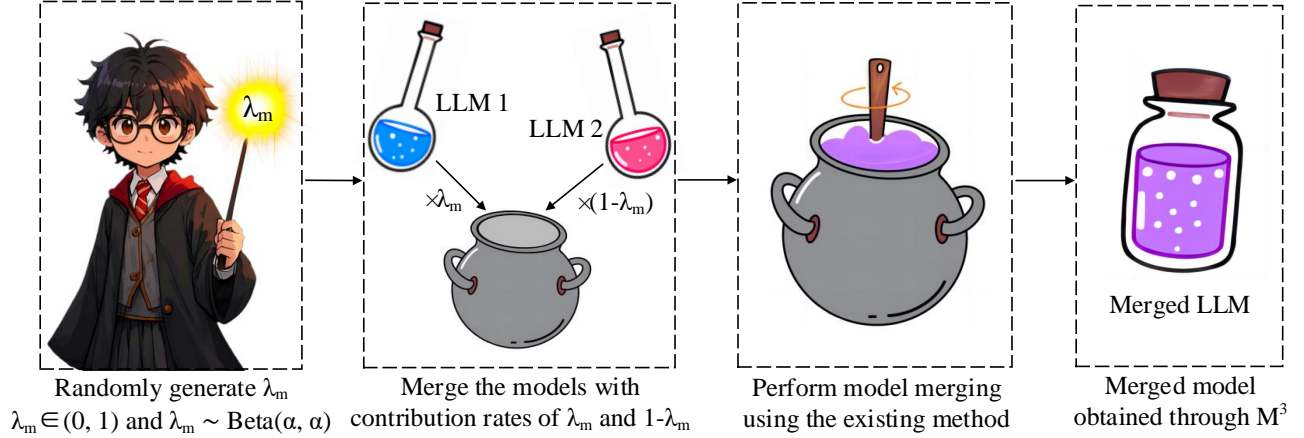


Figure 2: Implementation of M^3 : A process analogous to proportionally mixing magical potions in Harry Potter. The proposed method controls the contribution ratio between two fine-tuned LLMs by randomly generating a linear interpolation ratio λ_m , where $\lambda_m \in (0, 1)$ and $\lambda_m \sim \text{Beta}(\alpha, \alpha)$. The distribution of λ_m is controlled by adjusting α .

bution ratios among task-specific models. This method is inspired by the randomized linear interpolation strategy from the Mixup data augmentation technique (Zhang 2017). In contrast to conventional Mixup, M^3 performs linear interpolation in the model parameter space, where the interpolation coefficients are randomly sampled from a Beta distribution. Specifically, this method controls the contribution ratio between two fine-tuned LLMs by randomly generating a linear interpolation ratio λ_m , where $\lambda_m \in (0, 1)$ and $\lambda_m \sim \text{Beta}(\alpha, \alpha)$. By adjusting the parameter α , we can precisely control the distribution of λ_m , enabling M^3 to balance the diversity of λ_m values with the efficiency of discovering suitable contribution ratios. In the parameter space, our method explores the family of models formed along the linear path between two task-specific LLMs by randomly sampling interpolation coefficients. This allows us to identify suitable interpolation coefficients (i.e., contribution ratios), thereby obtaining a merged model with superior performance.

We conducted extensive experiments with three homologous task-specific fine-tuned LLMs: WizardLM-13B (Xu et al. 2024), WizardMath-13B (Luo et al. 2023), and llama-2-13b-code-alpaca (Chaudhary 2023), which specialize in instruction following, mathematical reasoning, and code generation, respectively. Inspired by Mixup’s effectiveness in enhancing the robustness of neural networks when handling corrupted labels or adversarial examples (Zhang 2017), we further performed comprehensive evaluations on LiveBench (White et al. 2024) and PromptBench (Zhu et al. 2024) to validate the potential of M^3 in improving the OOD robustness and adversarial robustness (Wang et al. 2023; Zhu et al. 2023) of merged models. The experimental results demonstrate that our proposed M^3 method can significantly improve merged models’ performance across various tasks (as shown in Figure 1a), and enhance the OOD and adversarial robustness of the merged models (as shown in Figure 1b).

2 Related Works

2.1 Model Merging

Model merging is a technique that integrates the parameters of multiple models to create a unified model with enhanced or diverse capabilities (Wortsman et al. 2022; Ilharco et al. 2022; Matena and Raffel 2022; Jin et al. 2022; Yadav et al. 2023; Yu et al. 2024; Lin et al. 2024). Task arithmetic (Ilharco et al. 2022) leverages task vectors for model merging through arithmetic operations, incorporating a predefined scaling term to weight the contribution of different models. Fisher Merging (Matena and Raffel 2022) performs parameter fusion by applying weights derived from the Fisher information matrix (Fisher 1922), resulting in more precise parameter integration. TIES-Merging (Yadav et al. 2023) addresses task conflicts by removing low-magnitude parameters, resolving sign disagreements, and merging only the parameters that align with the final agreed-upon sign. In (Yu et al. 2024), it is found that LLMs can enhance their capabilities through model merging. Additionally, it introduces DARE, a method for sparsifying the delta parameters of the model (Ilharco et al. 2022), significantly improving the performance of various model merging techniques. DELLA (Deep, Bhardwaj, and Poria 2024) is a novel model merging technique that integrates a new pruning strategy called MAGPRUNE, which samples delta parameters based on their magnitudes. MAGPRUNE demonstrates improvements over existing methods such as DARE and TIES.

3 Methodology

We focus on merging the parameters of two homologous task-specific fine-tuned LLMs to construct a unified model that effectively preserves the capabilities of both, without requiring any further training.

3.1 Mixup Model Merge

Inspired by the random interpolation strategy of Mixup (Zhang 2017), we extend the idea from input space to pa-

parameter space, proposing Mixup Model Merge (M^3).

We consider two task-specific fine-tuned language models, denoted as $\theta_{t_1}^{\text{SFT}}$ and $\theta_{t_2}^{\text{SFT}}$, obtained by independently fine-tuning a shared pretrained base model θ_{PRE} on two different tasks t_1 and t_2 , respectively. To explore the continuum of models between these two experts, we define a linear interpolation over their parameters:

$$\theta_M = \lambda_m \theta_{\text{SFT}}^{t_1} + (1 - \lambda_m) \theta_{\text{SFT}}^{t_2}, \quad \lambda_m \in (0, 1), \quad (1)$$

This defines a one-dimensional family of interpolated models. Alternatively, the interpolation can be expressed in the *delta space*, where we defined as the parameter offsets between the task-specific fine-tuned model and the pretrained model:

$$\delta_{t_i} = \theta_{\text{SFT}}^{t_i} - \theta_{\text{PRE}}, \quad i \in \{1, 2\}, \quad (2)$$

Then the interpolated model can be reformulated as:

$$\theta_M = \theta_{\text{PRE}} + \lambda_m \delta_{t_1} + (1 - \lambda_m) \delta_{t_2}, \quad (3)$$

In both formulations, the resulting model θ_M lies on the line segment connecting the two task-specific models in parameter space. This construction naturally defines a one-dimensional model family:

$$\mathcal{F}_M = \{\theta_M^{\lambda_m} \mid \lambda_m \in (0, 1)\}, \quad (4)$$

Such a model family allows us to study how task behaviors interact and mix at the parameter level, and serves as the foundation for our proposed Mixup Model Merge (M^3).

Linear Interpolation Coefficient. A key component of the M^3 method is the stochastic sampling of the interpolation coefficient λ_m from a Beta distribution, i.e., $\lambda_m \sim \text{Beta}(\alpha, \alpha)$. Defined over the interval $(0, 1)$, the Beta distribution is naturally suited for interpolation and introduces controllable randomness into the merging process. Its tunable shape parameter α allows us to adjust the sampling bias of λ_m , enabling targeted and efficient exploration of the one-dimensional model space \mathcal{F}_M for optimal model combinations. Specifically, as illustrated in Figure 3:

- When $\alpha < 1$, the distribution of λ_m exhibits a bimodal shape, with higher probabilities near the extremes (0 and 1), indicating that the merged model is more likely to be dominated by one of the two task-specific models. As α decreases, the range of sampled λ_m values becomes more concentrated, leading to higher exploration efficiency but lower diversity of the merged models explored.
- When $\alpha > 1$, the distribution of λ_m is concentrated around the middle region (e.g., near 0.5), resulting in more balanced contributions from both models. As α increases, the range of sampled λ_m values also becomes more concentrated, improving exploration efficiency while reducing the diversity of merged models.
- When $\alpha = 1$, λ_m follows a uniform distribution, meaning that all values within the interval $(0, 1)$ are equally likely to be sampled. As α approaches 1, the distribution of λ_m becomes more dispersed, leading to lower exploration efficiency but higher diversity in the merged models explored.

In Table 1, we report the specific λ_m values that lead to performance improvements, along with the corresponding distribution shape parameter α .

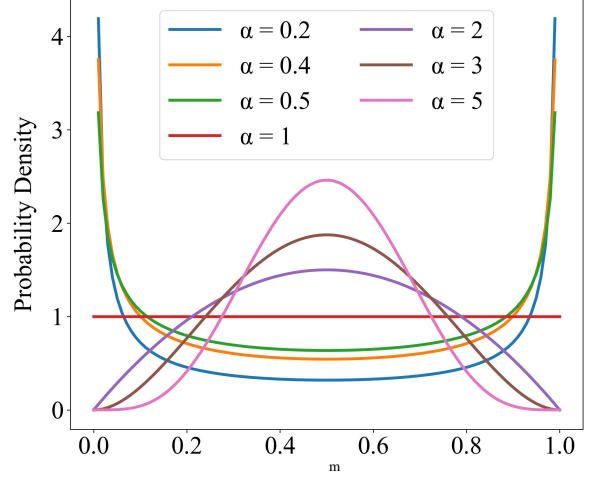


Figure 3: The Beta distribution visualization for different α values.

M^3 Implementation. M^3 is a plug-and-play approach that can be integrated into existing representative model merging methods to enhance the performance of the resulting merged models. As illustrative examples, we consider two widely used merging methods: Average Merging (Wortsman et al. 2022) and Task Arithmetic (Ilharco et al. 2022).

The official computation process for Average Merging is described as follows:

$$\theta_M = \frac{1}{2} (\theta_{\text{SFT}}^{t_1} + \theta_{\text{SFT}}^{t_2}), \quad (5)$$

The official computation process for Task Arithmetic is:

$$\begin{aligned} \theta_M &= \theta_{\text{PRE}} + \lambda \cdot (\delta^{t_1} + \delta^{t_2}), \\ &= \theta_{\text{PRE}} + \lambda \cdot \sum_{i=1}^2 (\theta_{\text{SFT}}^{t_i} - \theta_{\text{PRE}}), \end{aligned} \quad (6)$$

λ is a scaling term that takes values from the set $\{0.0, 0.1, \dots, 1.0\}$.

When introducing M^3 , the process for Average Merging is reformulated as:

$$\theta_M = \lambda_m \theta_{\text{SFT}}^{t_1} + (1 - \lambda_m) \theta_{\text{SFT}}^{t_2}, \quad (7)$$

while the process for Task Arithmetic is reformulated as:

$$\theta_M = \theta_{\text{PRE}} + \lambda_m \delta^{t_1} + (1 - \lambda_m) \delta^{t_2}, \quad (8)$$

where

$$\lambda_m \in [0, 1], \quad \lambda_m \sim \text{Beta}(\alpha, \alpha), \quad (9)$$

λ_m controls the interpolation ratio, i.e., the contribution ratio, between the two fine-tuned models. α determines the shape of the Beta distribution.

3.2 Theoretical Analysis

According to the theoretical and empirical findings of Neyshabur, Sedghi, and Zhang (2020), fine-tuning models from the same pretrained initialization can guide them into

Merging Methods	Models	Use M ³ (Ours)	Sampling Details		Instruction Following	Mathematical Reasoning		Code Generating		Avg.
			λ_m	α		GSM8K	MATH	HumanEval	MBPP	
-	LM	-	-	-	45.14	2.20	0.04	36.59	34.00	-
	Math	-	-	-	-	64.22	14.02	-	-	-
	Code	-	-	-	-	-	-	23.78	27.60	-
Average Merging	LM	No	-	-	45.28	66.34	13.40	-	-	41.67
	& Math	Yes	0.35	2	44.40	66.26	<u>13.80</u>	-	-	41.48
	LM	No	-	-	36.60	-	-	29.88	32.00	32.82
	& Code	Yes	0.84	2	<u>43.91</u> ↑	-	-	37.20 ↑	<u>34.40</u>	<u>38.50</u> ↑
	Math	No	-	-	-	56.17	10.28	8.53	8.20	20.80
	& Code	Yes	0.92	0.4	-	<u>63.61</u> ↑	<u>14.02</u> ↑	<u>8.54</u>	<u>19.20</u> ↑	<u>26.34</u> ↑
Task Arithmetic	LM	No	-	-	45.78	66.34	13.40	-	-	41.84
	& Math	Yes	0.34	2	41.65	66.34	<u>13.74</u>	-	-	40.58
	LM	No	-	-	44.64	-	-	32.93	33.60	37.06
	& Code	Yes	0.99	0.4	<u>46.64</u>	-	-	<u>35.37</u>	<u>33.80</u>	<u>38.60</u>
	Math	No	-	-	-	64.67	13.98	8.54	8.60	23.95
	& Code	Yes	0.98	0.5	-	63.53	13.94	7.93	<u>19.00</u> ↑	26.1
TIES-Merging	LM	No	-	-	38.63	14.56	2.12	-	-	18.44
	& Math	Yes	0.62	1	<u>38.73</u>	<u>18.57</u> ↑	<u>2.48</u>	-	-	<u>19.92</u>
	LM	No	-	-	41.85	-	-	0.0	0.0	13.95
	& Code	Yes	0.84	0.5	<u>44.96</u>	-	-	<u>25.61</u> ↑	<u>30.80</u> ↑	<u>33.79</u> ↑
	Math	No	-	-	-	64.67	13.68	9.15	22.60	27.57
	& Code	Yes	0.63	3	-	<u>64.75</u>	<u>14.16</u>	<u>9.76</u>	21.4	27.52
DARE	LM	No	-	-	49.00	66.64	13.2	-	-	42.95
	& Math	Yes	0.38	0.4	44.90	67.32	<u>13.74</u>	-	-	41.98
	LM	No	-	-	41.47	-	-	35.98	33.00	36.82
	& Code	Yes	0.99	0.5	<u>45.20</u> ↑	-	-	35.98	35.20	<u>38.79</u>
	Math	No	-	-	-	65.05	10.37	9.15	9.80	23.59
	& Code	Yes	0.98	0.5	-	<u>65.13</u>	14.32 ↑	8.54	<u>18.00</u> ↑	<u>26.50</u> ↑

Table 1: Comparison of Merged Model Performance Before and After Applying M³. We use three task-specific LLMs: WizardLM-13B (LM), WizardMath-13B (Math), and llama-2-13b-codealpaca (Code). Bold indicates the best results for each dataset, underline highlights improvements with M³, and ↑ denotes significant gains after introducing M³.

a shared, flat, and connected low-loss basin. As a result, the linear interpolation path between such fine-tuned models remains within this low-loss basin and does not encounter significant performance barriers. In some cases, models along the interpolation path even outperform the endpoints.

Since both θ_{t1}^{SFT} and θ_{t2}^{SFT} are fine-tuned from the same pretrained model, they can be considered to lie within the same flat and connected low-loss basin. Therefore, linearly interpolating between them is unlikely to cause a collapse in performance, and may even yield interpolated models with better performance than either endpoint. This provides a theoretical justification for exploring interpolated models along the linear path between two fine-tuned models as a means of finding superior merged models.

Consider the i -th parameter of the interpolated model:

$$\theta_{M,i} = \theta_{\text{PRE},i} + \lambda_m \delta_{t1,i} + (1 - \lambda_m) \delta_{t2,i}, \quad (10)$$

where $\delta_{t1,i} = \theta_{t1,i}^{\text{SFT}} - \theta_{\text{PRE},i}$ and $\delta_{t2,i} = \theta_{t2,i}^{\text{SFT}} - \theta_{\text{PRE},i}$ denote the delta parameters from the pretrained model θ_{PRE} to the task-specific fine-tuned models θ_{t1}^{SFT} and θ_{t2}^{SFT} , respectively.

Define a function representing the change of the merged

model’s i -th parameter relative to the pretrained model:

$$f_i(\lambda_m) = \lambda_m \delta_{t1,i} + (1 - \lambda_m) \delta_{t2,i}, \quad (11)$$

If $\delta_{t1,i} > 0$ and $\delta_{t2,i} < 0$, the delta parameters are in conflict and may partially cancel each other. In particular, when

$$\lambda_m = \frac{|\delta_{t2,i}|}{|\delta_{t1,i}| + |\delta_{t2,i}|} \in (0, 1), \quad (12)$$

we have $f_i(\lambda_m) = 0$, meaning the conflicting delta parameters are exactly canceled out at that parameter.

Even when λ_m is close to this cancellation point, the magnitude of the update is significantly reduced. This shows that linear interpolation can effectively suppress conflicting delta parameters at certain parameters, providing stability in the merged model.

4 Experiments

4.1 Experimental Setup

Task-Specific Fine-Tuned LLMs and Datasets. Following the experimental setup given in Yu et al. (2024), we select three task-specific fine-tuned LLMs: WizardLM-13B

(Xu et al. 2024), WizardMath-13B (Luo et al. 2023), and llama-2-13b-code-alpaca (Chaudhary 2023), all of which use Llama-2-13b (Touvron et al. 2023) as the pre-trained backbone. These models are respectively designed for instruction-following, mathematical reasoning, and code generation tasks. To evaluate the instruction-following task we use AlpacaEval (Li et al. 2023). For testing mathematical reasoning task, we employ GSM8K (Cobbe et al. 2021) and MATH (Hendrycks et al. 2021). For estimating the performance of code-generating task, we use HumanEval (Chen et al. 2021) and MBPP (Austin et al. 2021). More details of these LLMs and datasets can be found in Appendix A.

Benchmarks for evaluating Out-of-Distribution and Adversarial Robustness. To evaluate OOD robustness, we evaluate merged models including math & code, LM & math, and LM & code on instruction following (LiveBench-Instruction), coding (LiveBench-Coding), and language comprehension (LiveBench-TypoFixing) category in LiveBench (White et al. 2024), respectively. More details on OOD benchmarks are given in Appendix B.

We utilize the Adversarial Prompt Attacks module in PromptBench (Zhu et al. 2024) to evaluate the robustness of LLMs against adversarial prompts. Specifically, we employ three attack methods: DeepWordBug (character-level) (Gao et al. 2018), BERTAttack (word-level) (Li et al. 2020), and StressTest (sentence-level) (Naik et al. 2018). The evaluation is conducted on two datasets supported by PromptBench: SST2 (sentiment analysis) (Socher et al. 2013) and CoLA (grammatical correctness) (Warstadt 2019). For more details on PromptBench and attack methods, please refer to Appendix C.

Evaluation Metrics. We calculate win rate for AlpacaEval and LiveBench-Instruction, zero-shot accuracy for GSM8K and MATH, pass@1 for HumanEval, MBPP and LiveBench-Coding, Matthews correlation coefficient (MCC) for CoLA, accuracy for SST2, and zero-shot accuracy for LiveBench-TypoFixing.

Implementation Details. In each distinct merging experiment—where “distinct” refers to variations in either the task-specific LLMs or the model merging methods—we perform a full sweep over the sole hyperparameter of M^3 , α , using the set $\{0.2, 0.4, 0.5, 1, 2, 3, 5\}$. For each α value, we sample λ_m once from the corresponding Beta distribution, resulting in a total of seven samples in each merging experiment. Seven samples are not the minimum required to observe significant performance gains. In most cases, a smaller number of samples is sufficient to identify a performant interpolation coefficient. However, to enable a more comprehensive exploration, we fix the number of samples to seven—each corresponding to a representative shape of the Beta distribution. While the stochastic nature of our method means there may be cases where none of the seven samples yields a significant improvement, such cases are not often observed in our experiments and thus not considered. Given the strong performance observed with just seven samples, and to conserve computational resources, we refrain from further sampling.

Model	Dataset	Use Mixup	Use Attack	Metric (%)	PDR (%)
Math & Code	SST2	No	No	57.68	38.97
			Yes	35.21	
	CoLA	Yes	No	<u>86.24</u>	35.77
			Yes	55.39	
LM & Math	SST2	No	No	45.54	98.53
			Yes	0.67	
	CoLA	Yes	No	<u>71.72</u>	6.42
			Yes	67.11	
	SST2	No	No	92.78	29.05
			Yes	65.83	
LM & Code	SST2	Yes	No	<u>91.28</u>	34.55
			Yes	59.75	
	CoLA	No	No	79.19	8.84
			Yes	72.20	
	CoLA	Yes	No	<u>80.54</u>	4.52
			Yes	76.89	
LM & Code	SST2	No	No	10.55	38.04
			Yes	6.54	
	SST2	Yes	No	<u>73.17</u>	7.68
			Yes	67.55	
	CoLA	No	No	74.21	47.42
			Yes	39.02	
	CoLA	Yes	No	<u>74.78</u>	31.67
			Yes	51.10	

Table 2: Adversarial robustness of merged models on SST2 and CoLA with StressTest prompt attacks. Best and second-best results are marked in bold and underlined, respectively.

Unless otherwise specified, the remaining details of the model merging experiments follow Yu et al. (2024). For a detailed description of the hyperparameter settings used in the representative existing model merging methods, please refer to Appendix D. All experiments are conducted on NVIDIA GeForce RTX 4090 GPUs.

4.2 Merging Task-Specific Fine-Tuned LLMs

Our proposed method, M^3 , is a plug-and-play approach. To evaluate its effectiveness in improving merged model performance, we integrate M^3 into several representative existing model merging methods (Average Merging, Task Arithmetic, TIES-Merging, DARE) and compare the performance of the merged models before and after applying M^3 . The results is presented in Table 1.

Performance Gains of M^3 Across Merging Methods and Tasks. As shown in Table 1, M^3 generally enhances existing model merging methods, achieving over 10-point improvements on multiple datasets and up to 30 points on one. For example, the improvements achieved by Average Merging with M^3 for Math & Code are 7.43% on GSM8K, 3.74% on Math, and 11.0% on MBPP. For LM & Code, Average Merging with M^3 shows improvements of 7.31% on AlpacaEval, 7.32% on HumanEval, and 2.4% on MBPP. Task Arithmetic with M^3 results in improvements of 2.0% on AlpacaEval and 2.44% on HumanEval for LM & Code,

Merging Methods	Models	Use M ³ (Ours)	Use DARE	Instruction Following	Mathematical Reasoning		Code Generating	
				AlpacaEval	GSM8K	MATH	HumanEval	MBPP
Average Merging	LM & Math	Yes	No	44.40	66.26	<u>13.80</u>	-	-
		No	Yes	<u>44.22</u>	66.57	12.96	-	-
		Yes	Yes	43.53	66.57	14.12	-	-
	LM & Code	Yes	No	43.91	-	-	37.20	34.40
		No	Yes	38.81	-	-	31.71	32.40
		Yes	Yes	<u>40.31</u>	-	-	<u>36.59</u>	37.00
	Math & Code	Yes	No	-	63.61	14.02	<u>8.54</u>	<u>19.20</u> ↑
		No	Yes	-	<u>56.18</u>	10.28	6.10	7.80
		Yes	Yes	-	64.97	13.54	9.76	21.20
Task Arithmetic	LM & Math	Yes	No	41.65	66.34	13.74	-	-
		No	Yes	49.00	<u>66.64</u>	13.02	-	-
		Yes	Yes	<u>44.90</u>	67.32	13.74	-	-
	LM & Code	Yes	No	46.64	-	-	35.37	<u>33.80</u>
		No	Yes	41.47	-	-	35.98	33.00
		Yes	Yes	<u>45.20</u>	-	-	35.98	35.20
	Math & Code	Yes	No	-	63.53	13.94	7.93	19.00
		No	Yes	-	<u>65.05</u>	<u>13.96</u>	10.37	9.80
		Yes	Yes	-	65.13	14.32	<u>8.54</u>	<u>18.00</u>
TIES-Merging	LM & Math	Yes	No	<u>38.73</u>	<u>18.57</u>	<u>2.48</u>	-	-
		No	Yes	37.92	18.04	2.34	-	-
		Yes	Yes	39.93	19.26	2.82	-	-
	LM & Code	Yes	No	<u>44.96</u>	-	-	<u>25.61</u>	<u>30.80</u>
		No	Yes	43.13	-	-	0.0	0.0
		Yes	Yes	45.65	-	-	26.83	33.20
	Math & Code	Yes	No	-	64.75	<u>14.16</u>	<u>9.76</u>	<u>21.4</u>
		No	Yes	-	64.82	13.88	10.37	23.60
		Yes	Yes	-	<u>64.75</u>	14.78	9.15	19.60

Table 3: Comparison of our method M³ and DARE. The best and second-best results are marked in bold and underlined fonts.

and 10.4% on MBPP for Math & Code. TIES-Merging with M³ achieves an improvement of 4.01% for LM & Math on GSM8K. For LM & Code, TIES-Merging with M³ shows significant improvements of 3.11% on AlpacaEval, 25.61% on HumanEval, and 30.8% on MBPP. Furthermore, as evidenced by the Avg. column in Table 1, M³ consistently improves the overall performance of the merged models. This enhancement is particularly crucial for scenarios where the merged models must strike a balance between task-specific capabilities. A few datasets do not show performance improvements with M³, but the results remain on par with those without M³, indicating that it does not degrade overall performance. Moreover, such cases are negligible compared to the overall benefits brought by M³.

As shown in Table 1, M³ achieves the best performance on four out of five task-specific datasets, surpassing even the individually fine-tuned LLMs (i.e., LM, Math, and Code). This suggests that M³ enables the discovery of interpolated models along linear paths between two models that outperform both endpoints, providing support for the theoretical insights discussed in Section 3.2.

In addition, we also compare our proposed method M³ with existing model merging methods. The details are in Appendix E.

Mitigating Suboptimal Fine-Tuning with M³. Yu et al. (2024) noted that the poor performance of merging WizardMath-13B with llama-2-13b-code-alpaca stems from the latter not being sufficiently fine-tuned for code generation tasks. As shown in Table 1, the proposed M³ method improves the pass@1 score on the code generation dataset MBPP by 10.4%. This improvement demonstrates that even when one of the fine-tuned models is suboptimal for a specific task, M³ can effectively unlock the merging potential by adaptively exploring suitable interpolation coefficients (i.e., contribution ratios), thereby maximizing the performance of the merged model. In other words, M³ significantly mitigates the negative impact of insufficient fine-tuning on merging quality, further highlighting the critical importance of task-specific LLMs’ contribution ratio in determining the performance of the merged model.

4.3 Model Robustness

Out-of-Distribution Robustness. To ensure the evaluation datasets reflect true OOD scenarios, we select recently released datasets from domains not seen during fine-tuning. Accordingly, Math & Code is evaluated on LiveBench-Instruction, LM & Math on LiveBench-Coding, and LM & Code on LiveBench-TypoFixing. As shown in Figure 4, M³

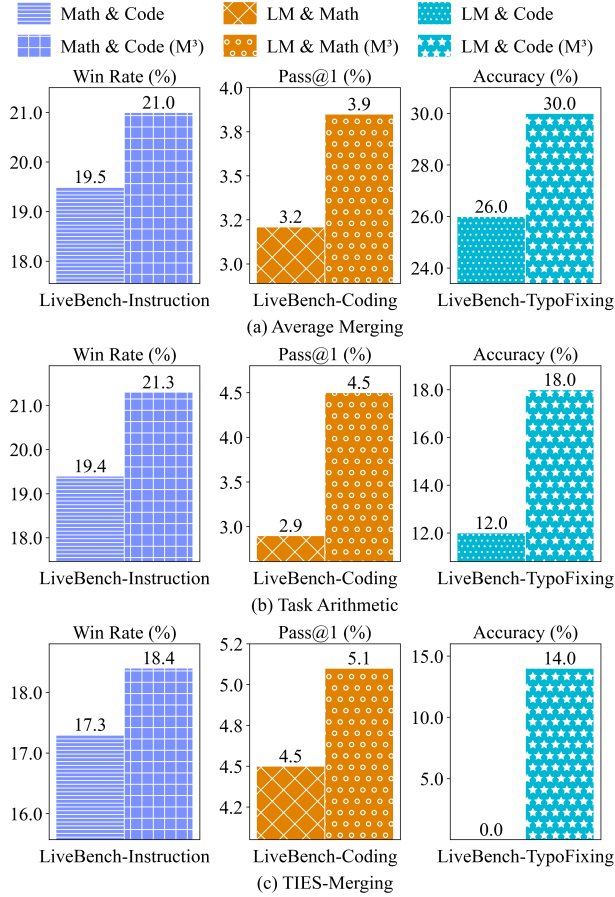


Figure 4: Performance of merged models (Math & Code, LM & Math, and LM & Code) using three model merging methods (Average Merging, Task Arithmetic, and TIES-Merging) on OOD datasets.

consistently improves OOD performance across all model pairs and merging methods. For example, under Task Arithmetic, M^3 yields gains of 1.9%, 1.6%, and 6% on the three respective tasks. Similar improvements are observed with Average Merging (1.5%, 0.7%, 4%) and TIES-Merging (1.1%, 0.6%, 14%). These results highlight M^3 's effectiveness in enhancing OOD generalization.

Adversarial robustness. We evaluate the adversarial robustness of three merged models (Math & Code, LM & Math, and LM & Code) using three prompt attack methods from PromptBench (Zhu et al. 2024): DeepWordBug, BERTAttack, and StressTest. For DeepWordBug and BERTAttack, we randomly select three word positions per prompt. Robustness is measured by Performance Drop Rate (PDR) (Zhu et al. 2023), with lower PDR indicating stronger robustness (see Appendix F for details). As shown in Table 2, M^3 notably improves robustness under StressTest attacks. For instance, it reduces PDR by 3.2% (SST2) and 92.12% (CoLA) for Math & Code, and by 30.36%

(SST2) and 15.75% (CoLA) for LM & Code. Additionally, M^3 improves performance metrics such as accuracy and MCC—e.g., accuracy for LM & Code on SST2 increases by 62.62%. These results indicate that M^3 enhances both robustness and task performance. Results for DeepWordBug and BERTAttack are provided in Appendix G.

4.4 Comparison of Mixup Model Merge and DARE

DARE is a model sparsification method proposed by Yu et al. (2024) (see Appendix H for details). We compare M^3 and DARE by integrating both into three representative model merging methods: Average Merging, Task Arithmetic, and TIES-Merging. The drop rate for DARE is fixed at 0.2. As shown in Table 3, M^3 generally outperforms DARE and achieves significantly better results on several datasets. For example, on MBPP, the pass@1 score of the Math & Code model increases from 9.8% with DARE to 19% with M^3 . Moreover, combining M^3 with DARE typically leads to even stronger performance, suggesting they are complementary. Notably, M^3 alone often yields the best results, while DARE alone rarely does, further highlighting the effectiveness of M^3 .

5 Conclusion

Addressing the issue that existing methods overlook the varying contribution ratios of different models, we propose Mixup Model Merge (M^3), a novel approach based on the randomized linear interpolation strategy of Mixup. M^3 performs linear interpolation in the parameter space between two task-specific large language models, with interpolation coefficients sampled from a Beta distribution to explore a diverse range of contribution ratios. This method leverages controllable randomness to significantly outperform traditional equal-ratio merging. Extensive experiments demonstrate that M^3 not only improves merged model performance across multiple tasks but also enhances out-of-distribution and adversarial robustness, and effectively combines with model sparsification methods such as DARE. By tuning the Beta distribution parameters, M^3 balances efficiency and diversity in exploring contribution ratios. This simple and efficient method offers new insights for optimizing model merging strategies.

In the future, M^3 may also be extended to broader applications, such as merging fine-tuned models with Reinforcement Learning with Human Feedback (RLHF) models (Ouyang et al. 2022), potentially reducing the alignment tax associated with post-hoc alignment techniques like fine-tuning.

References

- Akiba, T.; Shing, M.; Tang, Y.; Sun, Q.; and Ha, D. 2024. Evolutionary optimization of model merging recipes. *arXiv preprint arXiv:2403.13187*.
- Austin, J.; Odena, A.; Nye, M.; Bosma, M.; Michalewski, H.; Dohan, D.; Jiang, E.; Cai, C.; Terry, M.; Le, Q.; et al. 2021. Program synthesis with large language models. *arXiv preprint arXiv:2108.07732*.

- Beeching, E.; Fourrier, C.; Habib, N.; Han, S.; Lambert, N.; Rajani, N.; Sanseviero, O.; Tunstall, L.; and Wolf, T. 2023. Open llm leaderboard. *Hugging Face*.
- Brown, T.; Mann, B.; Ryder, N.; Subbiah, M.; Kaplan, J. D.; Dhariwal, P.; Neelakantan, A.; Shyam, P.; Sastry, G.; Askell, A.; et al. 2020. Language models are few-shot learners. *Advances in neural information processing systems*, 33: 1877–1901.
- Chang, Y.; Chang, Y.; and Wu, Y. 2024. BA-LoRA: Bias-Alleviating Low-Rank Adaptation to Mitigate Catastrophic Inheritance in Large Language Models. *arXiv preprint arXiv:2408.04556*.
- Chang, Y.; Wang, X.; Wang, J.; Wu, Y.; Yang, L.; Zhu, K.; Chen, H.; Yi, X.; Wang, C.; Wang, Y.; et al. 2024. A survey on evaluation of large language models. *ACM Transactions on Intelligent Systems and Technology*, 15(3): 1–45.
- Chaudhary, S. 2023. Code alpaca: An instruction-following llama model for code generation. *GitHub repository*.
- Chen, M.; Tworek, J.; Jun, H.; Yuan, Q.; Pinto, H. P. D. O.; Kaplan, J.; Edwards, H.; Burda, Y.; Joseph, N.; Brockman, G.; et al. 2021. Evaluating large language models trained on code. *arXiv preprint arXiv:2107.03374*.
- Chowdhery, A.; Narang, S.; Devlin, J.; Bosma, M.; Mishra, G.; Roberts, A.; Barham, P.; Chung, H. W.; Sutton, C.; Gehrmann, S.; et al. 2023. Palm: Scaling language modeling with pathways. *Journal of Machine Learning Research*, 24(240): 1–113.
- Cobbe, K.; Kosaraju, V.; Bavarian, M.; Chen, M.; Jun, H.; Kaiser, L.; Plappert, M.; Tworek, J.; Hilton, J.; Nakano, R.; et al. 2021. Training verifiers to solve math word problems. *arXiv preprint arXiv:2110.14168*.
- Deep, P. T.; Bhardwaj, R.; and Poria, S. 2024. Della-merging: Reducing interference in model merging through magnitude-based sampling. *arXiv preprint arXiv:2406.11617*.
- Ding, N.; Qin, Y.; Yang, G.; Wei, F.; Yang, Z.; Su, Y.; Hu, S.; Chen, Y.; Chan, C.-M.; Chen, W.; et al. 2023. Parameter-efficient fine-tuning of large-scale pre-trained language models. *Nature Machine Intelligence*, 5(3): 220–235.
- Dubois, Y.; Galambosi, B.; Liang, P.; and Hashimoto, T. B. 2024. Length-controlled alpaca-eval: A simple way to debias automatic evaluators. *arXiv preprint arXiv:2404.04475*.
- Fisher, R. A. 1922. On the mathematical foundations of theoretical statistics. *Philosophical transactions of the Royal Society of London. Series A, containing papers of a mathematical or physical character*, 222(594-604): 309–368.
- Gao, J.; Lanchantin, J.; Soffa, M. L.; and Qi, Y. 2018. Black-box generation of adversarial text sequences to evade deep learning classifiers. In *2018 IEEE Security and Privacy Workshops (SPW)*, 50–56. IEEE.
- Guo, C.; Xu, N.; Chang, Y.; and Wu, Y. 2024. Chbench: A chinese dataset for evaluating health in large language models. *arXiv preprint arXiv:2409.15766*.
- Hendrycks, D.; Burns, C.; Kadavath, S.; Arora, A.; Basart, S.; Tang, E.; Song, D.; and Steinhardt, J. 2021. Measuring mathematical problem solving with the math dataset. *arXiv preprint arXiv:2103.03874*.
- Hu, E. J.; Shen, Y.; Wallis, P.; Allen-Zhu, Z.; Li, Y.; Wang, S.; Wang, L.; and Chen, W. 2021. Lora: Low-rank adaptation of large language models. *arXiv preprint arXiv:2106.09685*.
- Ilharco, G.; Ribeiro, M. T.; Wortsman, M.; Gururangan, S.; Schmidt, L.; Hajishirzi, H.; and Farhadi, A. 2022. Editing models with task arithmetic. *arXiv preprint arXiv:2212.04089*.
- Jiao, W.; Wang, W.; Huang, J.-t.; Wang, X.; and Tu, Z. 2023. Is ChatGPT a good translator? A preliminary study. *arXiv preprint arXiv:2301.08745*, 1(10).
- Jin, X.; Ren, X.; Preotiuc-Pietro, D.; and Cheng, P. 2022. Dataless knowledge fusion by merging weights of language models. *arXiv preprint arXiv:2212.09849*.
- Li, L.; Ma, R.; Guo, Q.; Xue, X.; and Qiu, X. 2020. Bert-attack: Adversarial attack against bert using bert. *arXiv preprint arXiv:2004.09984*.
- Li, X.; Zhang, T.; Dubois, Y.; Taori, R.; Gulrajani, I.; Guestrin, C.; Liang, P.; and Hashimoto, T. B. 2023. Alpaca-eval: An automatic evaluator of instruction-following models.
- Lin, Y.; Lin, H.; Xiong, W.; Diao, S.; Liu, J.; Zhang, J.; Pan, R.; Wang, H.; Hu, W.; Zhang, H.; et al. 2023. Mitigating the alignment tax of rlhf. *arXiv preprint arXiv:2309.06256*.
- Lin, Y.; Lin, H.; Xiong, W.; Diao, S.; Liu, J.; Zhang, J.; Pan, R.; Wang, H.; Hu, W.; Zhang, H.; et al. 2024. Mitigating the alignment tax of rlhf. In *Proceedings of the 2024 Conference on Empirical Methods in Natural Language Processing*, 580–606.
- Luo, H.; Sun, Q.; Xu, C.; Zhao, P.; Lou, J.; Tao, C.; Geng, X.; Lin, Q.; Chen, S.; and Zhang, D. 2023. Wizard-math: Empowering mathematical reasoning for large language models via reinforced evol-instruct. *arXiv preprint arXiv:2308.09583*.
- Matena, M. S.; and Raffel, C. A. 2022. Merging models with fisher-weighted averaging. *Advances in Neural Information Processing Systems*, 35: 17703–17716.
- Naik, A.; Ravichander, A.; Sadeh, N.; Rose, C.; and Neubig, G. 2018. Stress test evaluation for natural language inference. *arXiv preprint arXiv:1806.00692*.
- Nam, D.; Macvean, A.; Hellendoorn, V.; Vasilescu, B.; and Myers, B. 2024. Using an llm to help with code understanding. In *Proceedings of the IEEE/ACM 46th International Conference on Software Engineering*, 1–13.
- Neyshabur, B.; Sedghi, H.; and Zhang, C. 2020. What is being transferred in transfer learning? *Advances in neural information processing systems*, 33: 512–523.
- OpenAI, R. 2023. Gpt-4 technical report. *arxiv* 2303.08774. *View in Article*, 2(5).
- Ouyang, L.; Wu, J.; Jiang, X.; Almeida, D.; Wainwright, C.; Mishkin, P.; Zhang, C.; Agarwal, S.; Slama, K.; Ray, A.; et al. 2022. Training language models to follow instructions with human feedback. *Advances in neural information processing systems*, 35: 27730–27744.

- Socher, R.; Perelygin, A.; Wu, J.; Chuang, J.; Manning, C. D.; Ng, A. Y.; and Potts, C. 2013. Recursive deep models for semantic compositionality over a sentiment treebank. In *Proceedings of the 2013 conference on empirical methods in natural language processing*, 1631–1642.
- Taori, R.; Gulrajani, I.; Zhang, T.; Dubois, Y.; Li, X.; Guestrin, C.; Liang, P.; and Hashimoto, T. B. 2023. Stanford Alpaca: An Instruction-following LLaMA model. https://github.com/tatsu-lab/stanford_alpaca.
- Touvron, H.; Martin, L.; Stone, K.; Albert, P.; Almahairi, A.; Babaei, Y.; Bashlykov, N.; Batra, S.; Bhargava, P.; Bhosale, S.; et al. 2023. Llama 2: Open foundation and fine-tuned chat models. *arXiv preprint arXiv:2307.09288*.
- Wang, J.; Hu, X.; Hou, W.; Chen, H.; Zheng, R.; Wang, Y.; Yang, L.; Huang, H.; Ye, W.; Geng, X.; et al. 2023. On the robustness of chatgpt: An adversarial and out-of-distribution perspective. *arXiv preprint arXiv:2302.12095*.
- Wang, Y.; Kordi, Y.; Mishra, S.; Liu, A.; Smith, N. A.; Khashabi, D.; and Hajishirzi, H. 2022. Self-instruct: Aligning language models with self-generated instructions. *arXiv preprint arXiv:2212.10560*.
- Warstadt, A. 2019. Neural Network Acceptability Judgments. *arXiv preprint arXiv:1805.12471*.
- Wei, J.; Wang, X.; Schuurmans, D.; Bosma, M.; Xia, F.; Chi, E.; Le, Q. V.; Zhou, D.; et al. 2022. Chain-of-thought prompting elicits reasoning in large language models. *Advances in neural information processing systems*, 35: 24824–24837.
- White, C.; Dooley, S.; Roberts, M.; Pal, A.; Feuer, B.; Jain, S.; Shwartz-Ziv, R.; Jain, N.; Saifullah, K.; Naidu, S.; et al. 2024. Livebench: A challenging, contamination-free llm benchmark. *arXiv preprint arXiv:2406.19314*.
- Wortsman, M.; Ilharco, G.; Gadre, S. Y.; Roelofs, R.; Gontijo-Lopes, R.; Morcos, A. S.; Namkoong, H.; Farhadi, A.; Carmon, Y.; Kornblith, S.; et al. 2022. Model soups: averaging weights of multiple fine-tuned models improves accuracy without increasing inference time. In *International conference on machine learning*, 23965–23998. PMLR.
- Xia, T.; Yu, B.; Dang, K.; Yang, A.; Wu, Y.; Tian, Y.; Chang, Y.; and Lin, J. 2024. Rethinking data selection at scale: Random selection is almost all you need. *arXiv preprint arXiv:2410.09335*.
- Xing, F. 2024. Designing heterogeneous llm agents for financial sentiment analysis. *ACM Transactions on Management Information Systems*.
- Xu, C.; Sun, Q.; Zheng, K.; Geng, X.; Zhao, P.; Feng, J.; Tao, C.; Lin, Q.; and Jiang, D. 2024. WizardLM: Empowering large pre-trained language models to follow complex instructions. In *The Twelfth International Conference on Learning Representations*.
- Yadav, P.; Tam, D.; Choshen, L.; Raffel, C.; and Bansal, M. 2023. Resolving interference when merging models. *arXiv preprint arXiv:2306.01708*, 1.
- Yang, E.; Shen, L.; Guo, G.; Wang, X.; Cao, X.; Zhang, J.; and Tao, D. 2024. Model merging in llms, mllms, and beyond: Methods, theories, applications and opportunities. *arXiv preprint arXiv:2408.07666*.
- Yu, L.; Yu, B.; Yu, H.; Huang, F.; and Li, Y. 2024. Language models are super mario: Absorbing abilities from homologous models as a free lunch. In *Forty-first International Conference on Machine Learning*.
- Zhang, H. 2017. mixup: Beyond empirical risk minimization. *arXiv preprint arXiv:1710.09412*.
- Zhu, K.; Wang, J.; Zhou, J.; Wang, Z.; Chen, H.; Wang, Y.; Yang, L.; Ye, W.; Zhang, Y.; Gong, N.; et al. 2023. Promptrobust: Towards evaluating the robustness of large language models on adversarial prompts. In *Proceedings of the 1st ACM Workshop on Large AI Systems and Models with Privacy and Safety Analysis*, 57–68.
- Zhu, K.; Zhao, Q.; Chen, H.; Wang, J.; and Xie, X. 2024. Promptbench: A unified library for evaluation of large language models. *Journal of Machine Learning Research*, 25(254): 1–22.

A Task-Specific Fine-Tuned LLMs and Datasets Details

We conduct model merging experiments using three task-specific LLMs fine-tuned from Llama-2-13b:

- **WizardLM-13B** is an instruction-following model based on Llama-2-13b, designed to improve open-domain instruction-following. Using the Evol-Instruct method (Xu et al. 2024), it generates high-complexity instruction data to reduce human annotation and enhance generalization. The model undergoes supervised fine-tuning with AI-generated data, followed by refinement via RLHF. Evaluation results show that Evol-Instruct-generated instructions outperform human-written ones, and WizardLM-13B surpasses ChatGPT in high-complexity tasks. In GPT-4 automated evaluation, it achieves over 90% of ChatGPT’s performance in 17 out of 29 tasks, demonstrating the effectiveness of AI-evolved instruction fine-tuning (Xu et al. 2024).
- **WizardMath-13B**, optimized from Llama-2-13b, is designed for mathematical reasoning and enhances Chain-of-Thought (CoT) (Wei et al. 2022) capabilities. It uses Reinforcement Learning from Evol-Instruct Feedback to evolve math tasks and improve reasoning. Trained on GSM8K and MATH datasets, it excels in both basic and advanced math problems. In evaluations, WizardMath-Mistral 7B outperforms all open-source models with fewer training data, while WizardMath 70B surpasses GPT-3.5-Turbo, Claude 2, and even early GPT-4 versions in mathematical reasoning tasks.
- **llama-2-13b-code-alpaca** is a code generation model fine-tuned from Llama-2-13b, designed to enhance code understanding and generation. It follows the same training approach as Stanford Alpaca (Taori et al. 2023) but focuses on code-related tasks. The model is fine-tuned with 20K instruction-following code samples generated using the Self-Instruct method (Wang et al. 2022). However, as it has not undergone safety fine-tuning, caution is required when using it in production environments.

We use one dataset to evaluate the instruction-following task:

- **AlpacaEval** (Li et al. 2023) is an LLM-based automated evaluation metric that assesses model performance by testing on a fixed set of 805 instructions and computing the win rate of the evaluated model against a baseline. The evaluation process involves an LLM-based evaluator that compares the responses and determines the probability of preferring the evaluated model. In this paper, we use AlpacaEval 2.0 (Dubois et al. 2024). To reduce costs, we use chatgpt_fn for evaluation.

We use two dataset to evaluate the mathematical reasoning task:

- **GSM8K** is a dataset of 8.5K high-quality, linguistically diverse grade school math word problems, designed to evaluate the multi-step mathematical reasoning abilities of large language models. It consists of 7.5K training problems and 1K test problems. In this paper, we use the 1K test set for evaluation (Cobbe et al. 2021).

- **MATH** is a dataset containing 12,500 competition-level math problems, designed to evaluate and enhance the problem-solving abilities of machine learning models. It consists of 7,500 training problems and 5,000 test problems. We use the 5,000 test set for evaluation (Hendrycks et al. 2021).

We used two dataset to evaluate the code generation task:

- **HumanEval** is a dataset consisting of 164 hand-written programming problems, designed to evaluate the functional correctness of code generation models. Each problem includes a function signature, docstring, function body, and unit tests. The dataset tests models’ language comprehension, reasoning, and algorithmic abilities (Chen et al. 2021).
- **MBPP** is a dataset containing 974 programming problems designed to evaluate a model’s ability to synthesize Python programs from natural language descriptions. The problems range from basic numerical operations to more complex tasks involving list and string processing. The test set consists of 500 problems, which are used for evaluation in this paper (Austin et al. 2021).

B Out-of-Distribution Dataset Selection Details

LiveBench (White et al. 2024) is a dynamic benchmark for large language models, featuring frequently updated questions and diverse tasks. To assess OOD robustness, we evaluate math & code, LM & math, and LM & code models using instruction following (LiveBench-Instruction), coding (LiveBench-Coding), and language comprehension (LiveBench-TypoFixing) category in LiveBench, respectively, deliberately avoiding the fine-tuning domains of the merged fine-tuned models. These tasks were released after November 2023, whereas WizardLM-13B, WizardMath-13B, and llama-2-13b-code-alpaca were all introduced earlier. Furthermore, their shared Llama-2-13b backbone was trained on data only up to July 2023. Consequently, these factors collectively ensure that the evaluation remains OOD in the temporal dimension.

When assessing the OOD robustness of LM & Code using the Language Comprehension category in LiveBench, only the typo-fixing task is considered. This decision is based on the fact that LiveBench is highly challenging, and the merged model performs poorly on other tasks in this category, with accuracy close to zero, rendering the evaluation results inconclusive and uninformative.

Finally, we acknowledge the limitations of these datasets. For large models like Llama-2-13b, identifying truly OOD datasets is difficult, as their training data likely covers similar distributions. These datasets are better described as “out-of-example”, representing instances not explicitly seen during training. As discussed in (Wang et al. 2023), distribution shifts can occur across domains and time. While Llama-2-13b may have been trained on datasets for tasks like instruction-following, coding, and language comprehension, the datasets we selected remain valuable for OOD evaluation by capturing temporal shifts, providing insights into robustness over time.

C Adversarial Robustness Evaluation Experiments Setting Details

PromptBench (Zhu et al. 2024) is a unified library designed for evaluating LLMs, providing a standardized and extensible framework. It includes several key components such as prompt construction, prompt engineering, dataset and model loading, adversarial prompt attacks, dynamic evaluation protocols, and analysis tools.

We use the Adversarial Prompt Attacks module in PromptBench aims to evaluate the robustness of LLMs against adversarial prompts. We employ three methods to perform adversarial attacks on prompts to evaluate the adversarial robustness of the merged models: DeepWordBug (Gao et al. 2018), BERTAttack (Li et al. 2020), and StressTest (Naik et al. 2018), representing Character-level, Word-level, and Sentence-level attacks, respectively.

- **DeepWordBug** introduces subtle character-level perturbations (e.g., adding, deleting, or replacing characters) to words in text to deceive language models. It aims to evaluate a model’s robustness against small typographical errors that may alter the model’s performance without being easily detected.
- **BERTAttack** manipulates text at the word level by replacing words with contextually similar synonyms to mislead large language models. This method tests the model’s ability to maintain accuracy despite small lexical changes that might alter the meaning of the input.
- **StressTest** appends irrelevant or redundant sentences to the end of a prompt to distract and confuse language models. It assesses the model’s ability to handle extraneous information and maintain accuracy when faced with unnecessary distractions.

The evaluation is conducted on the Sentiment Analysis dataset (SST2 (Socher et al. 2013)) and the Grammar Correctness dataset (CoLA (Warstadt 2019)):

- **SST2** (Socher et al. 2013): A sentiment analysis dataset designed to assess whether a given sentence conveys a positive or negative sentiment.
- **CoLA** (Warstadt 2019): A dataset for grammar correctness, where the model must determine whether a sentence is grammatically acceptable.

D Hyperparameter Setting Details in Model Merging Methods

Table 4 presents the hyperparameter search ranges for the model merging methods. For Task Arithmetic and TIES-Merging, the scaling terms are selected from $[0.5, 1.0]$, while in TIES-Merging, the retain ratio for the largest-magnitude parameters is chosen from $[0.5, 0.7, 0.9]$. In contrast, the Average Merging method does not require any hyperparameters.

Table 5 presents the optimal hyperparameter settings for the TIES-Merging model merging method obtained through searching. These settings are further applied to model merging experiments involving M^3 and DARE.

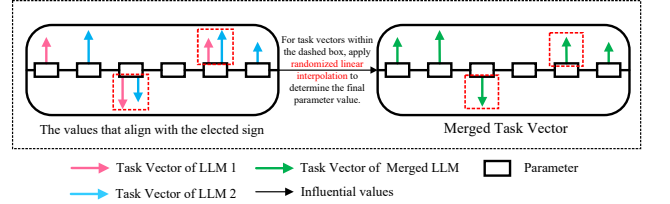
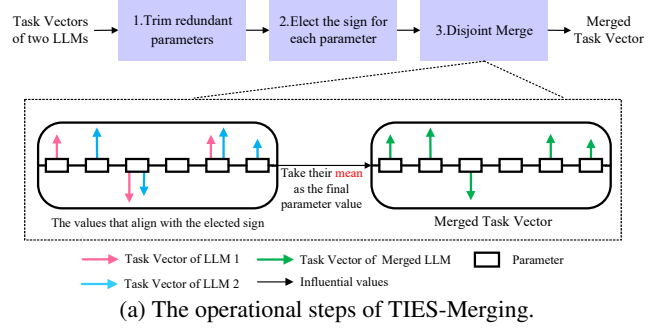


Figure 5: The difference between M^3 and the original TIES-Merging is that, in the Disjoint Merge step, when two task vectors are retained for a given parameter, the mean of the task vectors is replaced by a random linear interpolation, while the other operations remain unchanged.

Merging Methods	Search Ranges of Hyperparameters
Task Arithmetic	Scaling term for merging model parameters: $[0.5, 0.6, 0.7, 0.8, 0.9, 1.0]$
TIES-Merging	Scaling term for merging model parameters: $[0.5, 0.6, 0.7, 0.8, 0.9, 1.0]$ Ratio for retaining parameters with the largest-magnitude values: $[0.5, 0.7, 0.9]$

Table 4: Hyperparameter search ranges for model merging methods.

E Comparison of M^3 and Existing Model Merging Approaches

For each baseline method—Average Merging, Task Arithmetic, TIES-Merging, and DARE—we combine it with our proposed M^3 method and select the best-performing combination for each merged model (LM & Math, LM & Code and Math & Code). These optimal results are reported as M^3 (Ours) in Table 6.

As presented in Table 6, our proposed method M^3 achieves the best overall performance across the three evaluated tasks. Importantly, M^3 attains these improvements without involving complex architectural designs or intensive computations; it merely adjusts the contribution ratios of constituent models to realize substantial gains, thereby outperforming the DELLA approach. DELLA advances model sparsification techniques by building upon TIES-Merging and DARE, introducing a novel pruning strategy termed MAGPRUNE, which selects delta parameters based on their

Merging Method	Model	Hyperparameter Values
TIES-Merging	LM & Math	scaling_term=0.5, retain_ratio=0.5
	LM & Code	scaling_term=1.0, retain_ratio=0.7
	Math & Code	scaling_term=1.0, retain_ratio=0.5

Table 5: Hyperparameter settings in TIES-Merging.

magnitudes. This strategy has inspired us to investigate new directions for enhancing the performance of merged models.

F Performance Drop Rate (PDR) for Adversarial Robustness

The adversarial robustness is evaluated using the Performance Drop Rate (PDR) (Zhu et al. 2023), which is defined as follows:

$$\text{PDR} = \frac{\text{Metric}_{\text{no attack}} - \text{Metric}_{\text{attack}}}{\text{Metric}_{\text{no attack}}}, \quad (13)$$

where $\text{Metric}_{\text{no attack}}$ denotes the performance metric without any prompt attack, and $\text{Metric}_{\text{attack}}$ represents the performance metric under the prompt attack. A smaller PDR indicates stronger adversarial defense against prompt attacks, implying better adversarial robustness.

G Additional Experimental Results on Adversarial Robustness

All the merged models are obtained using the Task Arithmetic method. Table 7 presents the detailed experimental results of the adversarial robustness of merged models on the SST2 and CoLA datasets applying the DeepWordBug prompt attack method. Table 8 presents the detailed experimental results of the adversarial robustness of merged models on the SST2 and CoLA datasets applying the BERTAttack prompt attack method.

H Detailed Introduction to DARE

DARE (Drop And REscale) (Yu et al. 2024) is a model sparsification method designed to reduce the redundancy of delta parameters in fine-tuned models while preserving their task-specific capabilities. In SFT, model parameters are optimized to unlock abilities for specific tasks, with the difference between fine-tuned and pre-trained parameters referred to as delta parameters.

However, studies have shown that delta parameters are often highly redundant. DARE addresses this redundancy by randomly dropping a proportion p of delta parameters (referred to as the drop rate) and rescaling the remaining ones by a factor of $1/(1-p)$. This simple yet effective approach enables DARE to eliminate up to 99% of delta parameters with minimal impact on model performance, particularly in large-scale models, and it can be applied using only CPUs.

Beyond sparsification, DARE serves as a versatile plug-in for merging multiple homologous fine-tuned models (fine-tuned from the same base model) by reducing parameter interference. When combined with existing model merging techniques such as Average Merging, Task Arithmetic, and TIES-Merging, DARE facilitates the fusion of models while

retaining or even enhancing task performance across multiple benchmarks. This effect is especially pronounced in decoder-based LMs, where DARE boosts task generalization.

Experiments on AlpacaEval, GSM8K, and MBPP reveal that the merged LM has the potential to outperform any individual source LM, presenting a significant new discovery. Notably, the 7B model obtained through DARE merging, SuperMario v2, ranks first among models of the same scale on the Open LLM Leaderboard (Beeching et al. 2023). These improvements were achieved without the need for retraining, positioning DARE as an efficient and resource-friendly solution for model merging.

I Integrating M^3 into the TIES-Merging Model Merging Method

Figure 5 shows the specific implementation approach to incorporating M^3 into TIES-Merging. After the steps of trimming parameters with lower magnitudes and resolving sign disagreements, the two models to be merged are denoted as M_1 and M_2 . During the M^3 process, only the parameters that are preserved in both M_1 and M_2 are interpolated according to the model merging hyperparameter λ_m to obtain the merged parameters. For parameters that are preserved in only one of the models, no interpolation is performed, and the original value from the preserved model is retained in the merged model.

Models	Merging Methods	Instruction Following	Mathematical Reasoning	Code Generating	Avg.
		AlpacaEval	GSM8K	MBPP	
LM & Math	Average Merging	45.28	66.34	-	55.81
	Task Arithmetic	<u>45.78</u>	66.34	-	56.06
	TIES-Merging	38.63	14.56	-	26.60
	DARE	49.00	<u>66.64</u>	-	57.82
	DELLA	44.03	48.45	-	46.24
	M ³ (Ours)	44.90	67.32	-	<u>56.11</u>
LM & Code	Average Merging	36.60	-	32.00	34.3
	Task Arithmetic	<u>44.64</u>	-	33.60	<u>39.12</u>
	TIES-Merging	41.85	-	0.0	20.93
	DARE	41.47	-	33.00	37.24
	DELLA	40.99	-	<u>35.00</u>	38.00
	M ³ (Ours)	45.20	-	35.20	40.2
Math & Code	Average Merging	-	56.17	8.20	32.19
	Task Arithmetic	-	64.67	8.60	36.64
	TIES-Merging	-	64.67	22.60	43.64
	DARE	-	65.05	9.80	37.43
	DELLA	-	63.08	20.2	41.64
	M ³ (Ours)	-	<u>64.75</u>	<u>21.4</u>	<u>43.10</u>

Table 6: Comparison of our method M³ and existing model merging approaches. The best and second-best results are marked in bold and underlined fonts.

Model	Dataset	Use Mixup	Use Attack	Metric (%)	PDR (%)
Math & Code	SST2	No	No	57.68	11.73
			Yes	50.92	
		Yes	No	78.21	37.10
			Yes	49.20	
	CoLA	No	No	72.87	56.97
			Yes	31.35	
		Yes	No	74.02	58.94
			Yes	30.39	
LM & Math	SST2	No	No	92.78	2.60
			Yes	90.37	
		Yes	No	91.28	3.77
			Yes	87.84	
	CoLA	No	No	79.19	4.96
			Yes	75.26	
		Yes	No	80.54	1.07
			Yes	79.67	
LM & Code	SST2	No	No	10.55	98.91
			Yes	0.11	
		Yes	No	73.17	97.65
			Yes	1.72	
	CoLA	No	No	74.21	8.79
			Yes	67.69	
		Yes	No	73.922	11.15
			Yes	65.68	

Table 7: Adversarial robustness of merged models on the SST2 and CoLA datasets when executing the DeepWordBug prompt attack method.

Model	Dataset	Use Mixup	Use Attack	Metric (%)	PDR (%)
Math & Code	SST2	No	No	57.68	13.92
			Yes	49.66	
	CoLA	Yes	No	78.21	4.11
			Yes	75.00	
		No	No	45.54	13.47
			Yes	39.41	
LM & Math	SST2	No	No	92.78	2.22
			Yes	90.71	
	CoLA	Yes	No	91.28	0.0
			Yes	91.28	
		No	No	79.19	12.00
			Yes	69.70	
LM & Code	SST2	No	No	10.55	95.65
			Yes	0.46	
	CoLA	Yes	No	73.17	55.02
			Yes	32.91	
		No	No	74.21	7.24
			Yes	68.84	
		Yes	No	73.92	7.52
			Yes	68.36	

Table 8: Adversarial robustness of merged models on the SST2 and CoLA datasets when executing the Bertattack prompt attack method.