

Benchmarking Post-Training Quantization in LLMs: Comprehensive Taxonomy, Unified Evaluation, and Comparative Analysis

Jiaqi Zhao^{1*}, Ming Wang^{1*}, Miao Zhang^{1†}, Yuzhang Shang^{2†}, Xuebo Liu¹,
Yaowei Wang¹, Min Zhang¹, Liqiang Nie¹

¹ Harbin Institute of Technology (Shenzhen)

² Illinois Institute of Technology

jiaqizhao0455@outlook.com, 190110509@stu.hit.edu.cn, yshang4@hawk.iit.edu
{zhangmiao, liuxuebo, wangyaowei, zhangmin2021}@hit.edu.cn, nieliqiang@gmail.com

Abstract

Post-training Quantization (PTQ) technique has been extensively adopted for large language models (LLMs) compression owing to its efficiency and low resource requirement. However, current research lacks a in-depth analysis of the superior and applicable scenarios of each PTQ strategy. In addition, existing algorithms focus primarily on performance, overlooking the trade-off among model size, performance, and quantization bitwidth. To mitigate these confusions, we provide a novel benchmark for LLMs PTQ in this paper. Firstly, in order to support our benchmark, we propose a comprehensive taxonomy for existing mainstream methods by scrutinizing their computational strategies (e.g., optimization-based, compensation-based, etc.) Then, we conduct extensive experiments with the baseline within each class, covering models with various sizes (7B-70B), bitwidths, training levels (LLaMA1/2/3/3.1), architectures (Mixtral, DeepSeekMoE and Mamba) and modality (LLaVA1.5 and VILA1.5) on a wide range of evaluation metrics. Through comparative analysis on the results, we summarize the superior of each PTQ strategy and modelsize-bitwidth trade-off considering the performance. For example, our benchmark reveals that compensation-based technique demonstrates outstanding cross-architecture robustness and extremely low-bit PTQ for ultra large models should be reexamined. Finally, we further accordingly claim that a practical combination of compensation and other PTQ strategy can achieve SOTA various robustness. We believe that our benchmark will provide valuable recommendations for the deployment of LLMs and future research on PTQ approaches. We conduct an repository for our benchmark at https://github.com/zjq0455/PTQ_Benchmark.

*Equal Contribution

†Corresponding Author

1 Introduction

Large language models (LLMs) have achieved remarkable success in text generation and various reasoning tasks, with representative ChatGPT (Achiam et al., 2023) and LLaMA family (Touvron et al., 2023a,b; Dubey et al., 2024). However, their massive parameter scale imposes significant memory and inference overhead, which constrain their practical deployment. To address the issue, numerous model compression techniques have been proposed, such as quantization (Lee et al., 2024; Shang et al., 2024), pruning (Frantar and Alistarh, 2023; Cheng et al., 2024a,b), low-rank decomposition (Hu et al., 2021; Yuan et al., 2023), and knowledge-distillation (Gou et al., 2021). Among these, Post-training Quantization (PTQ) (Yao et al., 2022; Li et al., 2023a), a technique unlike Quantization-aware Training (QAT) (Liu et al., 2023; Wang et al., 2023; Xu et al., 2024) which requires heavily re-training, has been widely employed due to its efficiency and resource-friendly nature. As illustrated by Figure 3, the number of papers about PTQ for LLMs takes up nearly 70% of total quantization papers since 2022. However, despite the growing prominence of PTQ, current research still exhibits the following two limitations.

Firstly, the present reviews lack of in-depth insight into the characteristic of different PTQ frameworks so as to provide limited guidance for the development on advanced PTQ methods. These reviews either exhibit a lack of adequate focus on quantization (Tang et al., 2024; Yang et al., 2024), incorporate insufficient experimental setups (Gong et al., 2024; Kurtic et al., 2024), or offer inadequate analytical insights (Li et al., 2024). Admittedly, it would hold greater value for future researchers to get the information on selecting foundational PTQ frameworks for further exploration on their specific scenarios. For example, a typical question might be: *Which foundational PTQ strategy should I*

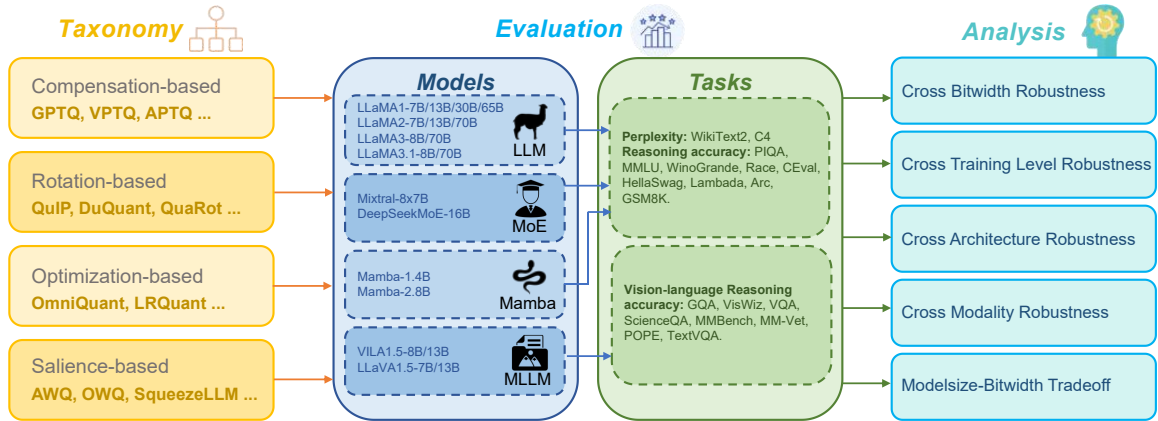


Figure 1: An overview of our benchmark. To provide guidelines for future research, we first establish a comprehensive taxonomy for existing milestone PTQ methods. Then extensive and unified evaluation of the categorized PTQ strategies is provided which contains a broad range of model sizes, architectures, training levels, modalities and bitwidth. Finally, we summarize in-depth comparative analysis based on the experimental results and offer valuable recommendations for the advancement of LLM PTQ research.

choose to achieve better robustness across various model architecture?

Secondly, existing PTQ methods invariably prioritize enhancing the quantization performance while overlooking the trade-off among performance, model size, and quantization bitwidth. For instance, considering a intuitive questions: *Which one is better, a higher-bit small model or a lower-bit large model?* This is directly relevant to the selection of quantized LLMs for deployment, but previous studies cannot answer this question because they merely applied the proposed methods to models of various sizes for evaluation and presented experimental results to demonstrate their superiority without delving into the specifics.

To fill these confusions, in this paper we introduce a novel PTQ benchmark for LLMs. As illustrated by Figure 1, our benchmark is built upon a comprehensive taxonomy of PTQ methods, unified evaluation including extensive experiments, and comparative analysis on the results to offer valuable recommendations. Particularly, we make full attention on weight-only PTQ methods, as they have been adopted in a greater number of practical applications, enables a wider range of bitwidth support, exhibits a richer diversity of strategies and demonstrates superior performance compared to weight-activation methods (Yuan et al., 2024). Our contributions are revealed in four dimensions:

(1) Comprehensive Taxonomy. We first review the vast majority of mainstream weight-only PTQ techniques and categorize them into four classes based on their designing strategies and opti-

mization mechanisms: **compensation-based strategy** represented by GPTQ (Frantar et al., 2022), **optimization-based strategy** exemplified by OmniQuant (Shao et al., 2023), **rotation-based strategy** typified by QuIP (Chee et al., 2024), and **saliency-based strategy** characterized by AWQ (Lin et al., 2024). Our proposed taxonomy can provide a clear understanding for researchers and support our subsequent benchmarking experiments.

(2) Unified Evaluation. In order to derive the characteristics of each PTQ strategy and provide reasonable and accurate recommendations, in our benchmark we conduct extensive experiments for evaluation. In detail, the experiments are mainly constructed on the most widely used open-sourced LLMs LLaMA family (LLaMA-1/2/3/3.1) with a large range of model size (7B to 70B). In order to further explore the performance, Mixture-of-Experts (MoE) LLMs, Mamba (Gu and Dao, 2023) and multimodal LLMs (MLLMs) are also included. For comprehensiveness and unification, extremely low-bit quantization (2-bit) to common 4-bit quantization are applied to all LLMs using representative baselines from the four aforementioned PTQ strategies and various evaluation tasks are covered such as generation and reasoning.

(3) Comparative Analysis. To provide guidelines for facilitating the development of more advanced PTQ methods, we summarize the characteristics of the classified four strategies based on their performance in different scenarios, including cross bitwidth/training-level robustness, cross-architecture robustness and cross modality robust-

ness, thus offering practical recommendations for the future researchers to select foundational PTQ frameworks based on their requirements. In addition, we introduce the modelsize-bitwidth trade-off by comparing the performance of models across various sizes at different bitwidth and accordingly argue that the extremely low-bit PTQ for ultra large models need to be reexamined.

(4) Deriving from our benchmark, we further claim that a practical combination of compensation-based scheme and other PTQ strategy can achieve SOTA various robustness.

2 Taxonomy

Most previous reviews on PTQ have also categorized quantization techniques, such as symmetric or asymmetric (Gholami et al., 2022) and group-wise or channel-wise quantization (Shen et al., 2020). Such taxonomies have become increasingly inadequate to meet the research requirements of subsequent studies as PTQ techniques continue to proliferate, because such taxonomies are relatively coarse-grained, making them challenging to conduct in-depth analysis of the characteristics of each category. In this section, we compile a comprehensive list of existing mainstream weight-only PTQ algorithms and categorize them based on their underlying principles. Specifically, they are classified into four categories: **compensation-based strategy**, **rotation-based strategy**, **saliency-based strategy** and **optimization-based strategy**.

2.1 Compensation-based Quantization

The strategy of compensation-based technique is to dynamically update the weights to compensate for quantization errors during the process. Specifically, these methods typically calculate the bad impact of quantization and then derive the required compensation in order to mitigate this impact.

This strategy is pioneered by GPTQ (Frantar et al., 2022) and is one of the most influential quantization techniques currently. GPTQ first reformulates the quantization error involving the Hessian matrix and then calculates the update formula for the unquantized weights after a specific weight is quantized, which can be expressed as:

$$\delta = -\frac{w_q - \text{quant}(w_q)}{[\mathbf{H}^{-1}]_{qq}} \cdot (\mathbf{H}^{-1})_{:,q}, \quad (1)$$

where δ denotes the optimal update of the unquantized weights, w_q is the weight as position q and \mathbf{H}

indicates Hessian. Unlike LeCun et al. (1989) and Frantar and Alistarh (2022) which require a greedy search to identify the position that minimizes the errors for each quantization step, GPTQ partitions the weight matrix into multiple blocks and performs column-wise operations sequentially, during which the residual weights within the current block are compensated accordingly. Following GPTQ, more advanced error compensation strategies are proposed by QuantEase (Behdin et al., 2023), VPTQ (Liu et al., 2024b) and APTQ (Guan et al., 2024), achieving nearly no performance degradation even at 3-bit quantization.

2.2 Rotation-based Quantization

The development of rotation-based methods stems from the observation that the distribution of pre-trained weights in LLMs does not facilitate the direct quantification, such as the existence of outliers. Targeting this issue, researchers typically apply transformations to process the weight matrix to enhance quantization performance.

QuIP (Chee et al., 2024) is considered as the innovator of this strategy. Their insights reveal that quantization will be more effective when weights and proxy Hessian are incoherent, where a weight matrix $W \in \mathbb{R}^{n \times m}$ is μ -incoherent if:

$$\max_{i,j} |W_{ij}| = \max_{i,j} |e_i^T W e_j| \leq \mu \|W\|_F / \sqrt{mn}. \quad (2)$$

Specifically, QuIP multiplies a weight matrix by Kronecker-structured orthogonal matrices (Zhang et al., 2015) on the left and right. Such process can be thought of as a principled form of outlier reduction because the weights are similar in magnitudes, ensuring the rounding errors are not particularly large in any direction along the coordinate axes.

Inspired by QuIP, rotation-based methods rapidly gained traction. QuIP# (Tseng et al., 2024) employs Hadamard matrices (Halko et al., 2011) for rotation, achieving more efficient and superior quantization performance. QuaRot (Ashkboos et al., 2024) and SpinQuant (Liu et al., 2024c) further extend the Hadamard-rotation method to weight-activation quantization to eliminate the extreme outliers in activation channels.

2.3 Saliency-based Quantization

Saliency-based strategy asserts the weights in LLMs exhibit varying degrees of importance, and quantization performance would be improved by selectively handling them based on their saliency.

Generally, the motivation behind these algorithms primarily revolves around the criteria for determining salience and the treatment methods applied to the weights from different groups.

Mixed-precision quantization methods constitute the largest subset within salience-based technique. These methods retain salient weights at higher precision while quantizing the others to lower bits. LLM.int8() (Dettmers et al., 2022) performs 8-bit quantization while preserving the weights with the top-0.1% magnitudes at 16-bit. SpQR (Dettmers et al., 2023) saves more unstructured salient weights at higher precision and employs a finer-grained group-wise quantization approach. PB-LLM (Shang et al., 2023) adopts Hes-sian which is considered as a more advanced metric to isolate salient weights for 8-bit quantization while binarizing the others.

Although yielding promising results, mixed-precision quantization is not hardware-friendly which may harm the inference speed and requires specialized design to accommodate the varying bit widths. Taking it into considerations, AWQ (Lin et al., 2024), the representative method of salience-based technique, is proposed. Firstly, AWQ relies on input activation as the measure instead of the previous ones that use the weights themselves as the criterion for salience. Following this, they conclude that scaling the salient weights will reduce quantization errors, thereby avoiding the deployment challenges associated with mixed-precision quantization. The scaling quantization for salient weights can be elaborated as:

$$Q(w \cdot s) \cdot \frac{x}{\Delta} = \Delta \cdot \text{Round}\left(\frac{ws}{\Delta}\right) \cdot x \cdot \frac{1}{s}, \quad (3)$$

where Δ is the quantization scalar and s denotes the scaling hyper-parameter. AWQ is currently one of the most widely applied PTQ method like GPTQ

2.4 Optimization-based Quantization

A common characteristic of the three categories above is leveraging the intrinsic properties of the weights to influence the quantization outcome. Meanwhile, some researchers indicate that it is also effective to employ efficient optimization framework to update the quantization parameters. Since LLM weights are frozen and the optimization process is highly efficient, such approaches are also referred to as PTQ techniques

OmniQuant (Shao et al., 2023) is the first to introduce optimization strategy into PTQ. To avoid insufferable computational resources cost during training, an efficient block-wise learning framework is proposed, where the output of full-precision blocks serves as supervisory information to update the clipping range of the scaling factors, achieving nearly lossless performance at 4-bit quantization. The optimization objective is:

$$\arg \min_{\Theta_1, \Theta_2} \|F(W, X) - F(Q_w(W; \Theta), X)\|, \quad (4)$$

where F means the mapping function for the current block and X denotes the full-precision activation. $Q_w(\cdot)$ represents the weight quantizer. Θ indicates learnable scaling factors.

Following OmniQuant, CBQ (Ding et al., 2023) devises a two-branch framework to improve the robustness. LRQuant (Zhao et al., 2024) discovers the directional gaps between full-precision outputs and their quantized counterparts and propose a novel loss function named NLC loss to minimize the quantization error. AffineQuant (Ma et al., 2024) incorporates affine transformations into the PTQ process and optimizes the transformation matrix to reduce quantization errors.

Despite our definitive taxonomy of existing milestone PTQ methods, the specific performance traits and suitable application contexts of each strategy are still unclear. The future researchers are still confused by the selection of foundational PTQ framework based on their requirements, this necessitating further analysis based on experiments.

3 Benchmarking PTQ in LLMs

To clearly grasp the specific performance trait of each PTQ strategy and provide useful recommendations, in this section we conduct extensive experiments to benchmark PTQ in LLMs. The detailed experimental results are listed in each subsection with corresponding analysis, conclusions and recommendations.

3.1 Experimental Settings

In our benchmark, we select AWQ (Lin et al., 2024), GPTQ (Frantar et al., 2022), OmniQuant (Shao et al., 2023), and QuIP (Chee et al., 2024) as representatives of the four PTQ strategies, owing to their superior performance and broad practical deployment. For quantized models, we mainly focus on the LLaMA family (LLaMA-1/2/3/3.1) (Touvron et al., 2023a,b; Dubey et al., 2024), the most

Methods	W4	W3				W2			
LLaMA-	7B	7B	13B	30B	65B	7B	13B	30B	65B
AWQ	6.50/51.32	7.08/49.91	6.30/53.28	5.48/58.73	4.94/61.97	2.7e5/22.15	2.5e5/22.88	2.3e5/22.98	7.4e4/22.86
GPTQ	7.07/50.19	9.29/41.33	6.40/51.95	5.70/57.39	5.10/60.85	35.86/25.48	16.74/30.89	13.38/33.98	9.53/43.44
QuIP	7.11/49.16	8.87/44.66	6.42/52.44	5.61/57.07	5.22/59.47	20.66/31.73	12.60/35.97	10.14/40.49	7.90/47.54
OmniQ	6.61/51.01	7.38/48.21	6.51/51.28	5.67/56.87	5.08/59.71	29.77/29.12	16.13/34.16	11.78/38.76	9.37/42.81
LLaMA2-	7B	7B	13B	70B	-	7B	13B	70B	-
AWQ	6.36/53.05	7.02/50.69	6.14/55.30	4.78/64.35	-	1.9e5/22.51	1.1e5/22.61	6.9e4/22.50	-
GPTQ	6.45/52.86	7.20/49.23	6.28/55.44	4.88/63.19	-	57.92/25.21	19.50/29.55	9.00/43.44	-
QuIP	6.75/50.44	19.55/35.23	6.39/53.98	5.25/61.60	-	43.75/26.27	14.23/33.98	7.70/48.47	-
OmniQ	6.55/51.11	7.62/47.57	6.49/53.34	5.00/62.58	-	58.04/25.22	22.48/30.47	10.36/38.46	-

Table 1: The average perplexity(↓)/accuracy(↑) comparison results among different bitwidths, model sizes and model families of undertrained LLMs (LLaMA-1/2).

Methods	W4	W3		W2	
LLaMA3-	8B	8B	70B	8B	70B
AWQ	7.98/61.23	9.83/54.65	6.30/69.53	1.9e6/22.26	1.6e6/22.54
GPTQ	7.96/60.77	10.84/52.19	7.16/40.51	647.68/22.82	23.43/29.93
QuIP	8.73/58.53	10.09/53.20	68.60/26.76	130.32/23.05	53.18/24.60
OmniQ	8.82/57.36	17.53/36.09	7.4e4/22.22	1.5e3/22.67	4.1e4/22.30
LLaMA3.1-	8B	8B	70B	8B	70B
AWQ	8.09/61.60	9.91/55.50	6.39/68.62	1.7e6/22.22	1.7e6/22.42
GPTQ	8.13/61.09	10.06/54.65	6.58/60.55	510.33/23.20	23.19/35.04
QuIP	10.40/58.42	9.93/55.05	23.09/30.82	254.04/23.75	42.58/25.58
OmniQ	10.41/51.98	14.94/40.79	3.4e4/22.35	852.10/22.22	1.6e5/21.85

Table 2: The average perplexity(↓)/accuracy(↑) comparison results among different bitwidths, model sizes and model families of fully trained LLMs (LLaMA3/3.1).

widely deployed open-sourced LLMs. Besides, Mixtral (Jiang et al., 2024), DeepSeeK-MoE (Dai et al., 2024), Mamba (Gu and Dao, 2023), LLaVA-1.5 (Liu et al., 2024a), and VILA-1.5 (Lin et al., 2023) are also included. The evaluation metrics contains perplexity and average zero-shot accuracy on 16 single/multi-modal reasoning tasks. Please refer to Appendix B.1 for more details.

3.2 Cross Bitwidth and Training Level Robustness

To comprehensively evaluate the four PTQ strategies, we use LLaMA families, which are the most widely deployed open-source LLMs. We present the average perplexity and accuracy in Table 1 and Table 2. For more details in each task please refer to Appendix B.2. In our exploration, we observe that even under identical experimental conditions, the performance of each PTQ strategy varies significantly across different bitwidths and training levels of LLMs.

Saliency-based Strategy Demonstrates Superiority at Higher-bit. As Table 1 and Table 2 shown, when applying 4-bit quantization, all baselines perform comparable and satisfactory, while AWQ holds a slight advantage. When it comes to 3-bit, the performance of different baselines be-

gins to diverge but AWQ consistently performs the best. For example, For example, on LLaMA3-8B, AWQ achieves 7.98/61.23% and OmniQuant is 8.82/57.36% at 4-bit. Then at 3-bit the performance of OmniQuant decline visibly with 17.53/36.09%, but AWQ still achieves 9.83/54.65%. *This suggests that the saliency-based strategy is suitable for higher-bit PTQ.*

Extremely Low-bit PTQ Performance Varies with Training Level of LLMs. As the technical report (Dubey et al., 2024), the training dataset of LLaMA3/3.1 is several times larger than that of LLaMA/LLaMA2. The more extensive training leads to greater information loss when quantizing LLaMA3/3.1, especially for extremely low-bit PTQ, *i.e.*, 2-bit. Our experimental results in Table 1 and Table 2 substantiate this inference and align with the recently proposed quantization scaling law (Kumar et al., 2024; Ouyang et al., 2024). However, previous research ignores to explore an effective PTQ pipeline for knowledge intensive LLMs. In this benchmark, we give a comprehensive insight through extensive experiments on undertrained LLMs (Table 1) and fully trained LLMs (Table 2) (Ouyang et al., 2024). According to the results, we observe that the performance of each PTQ strategy varies significantly with changes in the training level of LLMs at 2-bit, as summarized in three dimensions below:

- **Saliency-based methods collapse on All LLMs:** As listed in Table 1, AWQ exhibits extremely poor performance at 2-bit across all LLMs, completely losing any language capabilities, *e.g.*, on LLaMA-65B AWQ only delivers 7.4e4/22.86%..

- **Optimization-based methods collapse on fully trained LLMs:** Although OmniQuant performs well on LLaMA/LLaMA2, its performance drastically declines on more extensively trained

Methods	W4	W3		W2	
Mamba	1.4B	1.4B	2.8B	1.4B	2.8B
AWQ	-	-	-	-	-
GPTQ	12.74/43.12	15.64/40.18	13.35/43.84	882.35/24.53	696.21/24.06
QuIP	14.53/41.63	17.64/38.79	14.15/41.97	287.48/25.24	119.95/28.23
OmniQ	4.2e4/25.66	1.6e3/27.36	36.92/34.93	2.9e4/23.05	1.2e4/23.23

Table 3: The average perplexity(\downarrow)/accuracy(\uparrow) comparison among different bitwidths and model sizes of Mamba.

LLaMA3/3.1, particularly at 3-bit where other baselines still maintain decent performance, OmniQuant has already collapsed. For instance, on 3-bit LLaMA3-70B, OmniQuant achieves 7.4e4/22.22%, whereas GPTQ is 7.16/40.51%.

- **Rotation-based and Compensation-based methods demonstrate low-bit and cross training level robustness:** It is evident that GPTQ and QuIP consistently achieve satisfactory results across any model and bitwidth. For example, GPTQ scores 19.50/29.55 while AWQ scores 1.1e5/22.61 on 2-bit LLaMA2-13B, and on 2-bit LLaMA3.1-70B, QuIP is 42.58/25.58, whereas OmniQuant achieves 1.6e5/21.85. Specifically, QuIP is more suitable for undertrained LLMs, while GPTQ demonstrates stronger robustness for 2-bit quantization of fully trained LLMs. For instance, QuIP (7.70/48.47) outperforms GPTQ (9.00/43.44) on LLaMA2-70B while on LLaMA3-70B GPTQ (23.43/29.9%) surpasses QuIP (53.18/24.60). *Overall, the observed phenomenon suggests that both compensation and rotation methods are applicable for low-bit PTQ, with rotation is better suited for under-trained LLMs and compensation is more advantageous for fully trained LLMs.*

3.3 Cross-Architecture Robustness

LLMs constructed by stacking traditional transformer modules suffer from drawbacks such as high computational costs and poor long-sequence modeling capability. Consequently, various novel architectures for LLMs have emerged in recent years, such as MoE (Fedus et al., 2022) and Mamba (Gu and Dao, 2023). However, changes in model architecture may lead to potential issues of algorithm compatibility or performance degradation. Therefore, in this benchmark we further evaluate the four PTQ strategies on novel-architecture LLMs to analyze their cross-architecture robustness.

The evaluation results on Mamba 1.4B and 2.8B (Gu and Dao, 2023) are presented in Table 3. Mixtral 8 \times 7B (Jiang et al., 2024) and DeepSeekMoE-

Model	Methods	W4	W3	W2
Mixtral-8x7B	AWQ	-	-	-
	GPTQ	5.65/64.59	6.43/59.04	22.92/28.19
	QuIP	30.42/31.20	39.97/28.40	155.14/23.52
	OmniQ	5.69/64.50	6.91/56.89	4.7e3/22.21
DeepSeekMoE-16B	AWQ	-	-	-
	GPTQ	7.95/53.44	8.75/50.35	49.10/27.20
	QuIP	8.61/52.69	8.97/50.55	23.39/32.79
	OmniQ	8.21/52.36	9.62/46.27	75.41/25.04

Table 4: The average perplexity(\downarrow)/accuracy(\uparrow) comparison results among different bitwidths of MoE LLMs.

16B (Dai et al., 2024) are chosen for benchmarking MoE LLMs, where the results are shown in Table 4. For more details data please refer to Appendix B.2.

Saliency-based method cannot be generalized to Mamba and MoE LLMs. AWQ requires determining the scaling hyper-parameters which must be based on the input activation during runtime. To ensure output invariance, this parameter must be integrated into the preceding linear layer. For Mamba, there is only an RMSNorm layer before *in_proj* layer while no linear layers precede the other projection layers, this making the output invariance cannot be ensured. For MoE LLMs, a router may choose different experts in the routing mechanism, which makes it hard to fuse the scaling hyper-parameters offline.

Optimization-based method is highly unstable.

As shown in Table 3, OmniQuant completely collapses on Mamba LLMs. Meanwhile, on Mixtral 8 \times 7B and DeepSeekMoE-16B, its performance is also unsatisfactory, particularly at 2-bit. *The aforementioned two phenomena demonstrate that AWQ and OmniQuant exhibit poor cross-architecture generalization capabilities.*

Rotation-based and compensation-based exhibit distinct robustness characteristics.

The results in Table 3 and Table 4 indicate that GPTQ and QuIP achieve superior performance across various bitwidths for both MoE LLMs and Mamba. Taking the performance on LLaMA into consideration, it is evident that these two PTQ strategies maintain stability across different model-architecture. Interestingly, their robustness exhibit distinct nature. Specifically, in most cases, GPTQ performs better at higher bit, while QuIP is more suitable for 2-bit quantization. For example, GPTQ achieves 11.30/45.69% on Mamba-2.8B while QuIP is 12.30/45.11% at W4, but at W2 QuIP outperforms GPTQ with 119.95/28.23%.

Methods	W4	W3		W2	
VILA1.5-	7B	7B	13B	7B	13B
AWQ	68.55	66.30	69.91	7.56	7.69
GPTQ	68.59	65.95	69.33	19.30	45.93
QuIP	63.52	64.46	68.96	29.42	54.17
OmniQ	67.71	65.37	67.68	19.99	8.39
LLaVA1.5-	7B	7B	13B	7B	13B
AWQ	61.97	60.76	64.08	7.61	7.77
GPTQ	61.74	59.36	63.75	17.45	38.46
QuIP	61.32	56.18	64.02	24.80	45.59
OmniQ	61.27	56.94	62.38	8.61	7.80

Table 5: The average accuracy (% , \uparrow) comparison among different bitwidths and model sizes of MLLMs.

And on 2-bit DeepSeekMoE-16B, QuIP shows significant advantages with 23.29/32.79% compared with GPTQ. In addition, we can notice that QuIP exhibits unstable performance on MoE LLMs, especially on Mixtral $8\times 7B$ where GPTQ significantly outperforms QuIP across all quantization bitwidths. For instance, GPTQ and QuIP exhibit 22.92/28.19% and 155.14/23.52% on Mixtral at W2, respectively. *The observed phenomenon suggests that compensation-based methods represented by GPTQ is the most cross-architecture robust strategy but rotation-based strategy excels particularly at 2-bit PTQ in most cases.*

3.4 Cross-Modality Robustness

Quantization may undermine the inherent cross-modal alignment capabilities, leading to degraded performance on multimodal tasks. In this benchmark, we further evaluate the average accuracy of the four PTQ strategies in visual-language reasoning tasks on VILA (Lin et al., 2023) and LLaVA (Liu et al., 2024a) to explore cross-modality robustness, and the results are presented in Table 5. For more details please refer to Appendix B.2.

Higher-bit performance remains stable and comparable. Similar to LLMs, at 3/4-bit, the performance differences among various PTQ strategies are negligible, and all exhibit outstanding performance. For instance, on LLaVA1.5-13B the largest average accuracy gap is only 1.7% at 3-bit.

Rotation and compensation methods consistently demonstrate superiority at 2-bit. As shown in Table 5, the phenomenon at 2-bit is consistent with that in LLMs, where only models quantized by GPTQ and QuIP exhibit effective reasoning capabilities while AWQ and OmniQuant completely collapse. For instance, on VILA1.5-13B AWQ shows 7.69% and QuIP remains 54.18%. *The experimental observations suggest that at*

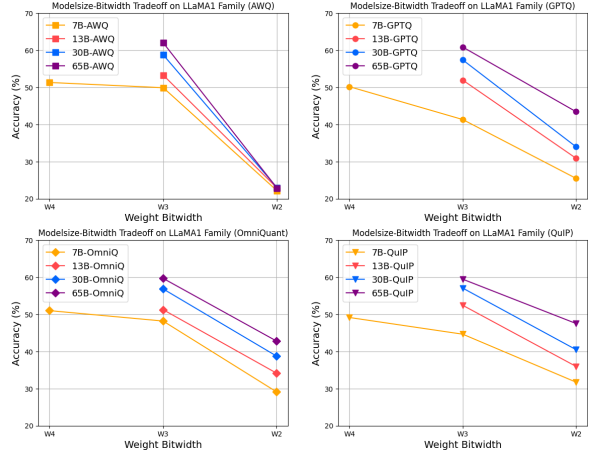


Figure 2: Performance varies with model size and quantization bitwidth on LLMs. Regardless of the PTQ strategy used, the performance of a 2-bit large model is always inferior to that of a 4-bit smaller model, exemplified by 2-bit LLaMA-65B and 4-bit LLaMA-7B. In addition, 3-bit PTQ can still showcase the performance benefits associated with larger model sizes.

higher bit, any strategy exhibits commendable cross-modal robustness, whereas at extremely low-bit, rotation-based and compensation-based strategies emerge as the sole viable alternatives.

3.5 Trade-off among Bitwidth, Model Size and Performance

When deploying quantized LLMs in real system, people often grapple with the decision regarding the size and the bitwidth of the model to deploy. For instance, a straightforward question arises: *Which one is better, a higher-bit smaller model or a lower-bit larger model?* In order to clarify this confusion, in this benchmark, we comprehensively explore the trade-off between model size and quantization bitwidth from the performance perspective. The experimental results in previous tables indicate that the perplexity of text generation exhibits a strictly positive correlation with reasoning ability reflected in accuracy. As perplexity exhibits a much larger distribution range, we choose accuracy as the evaluation metric and then create intuitive visualizations to explore the trade-off (see Figure 2).

The ultra-large model at 2-bit even falls short in performance when compared to the 4-bit smallest model. The scaling law claims that, within the same LLM family, larger models generally exhibit superior performance. However, Figure 2 indicates that even the largest models, like LLaMA-65B, when quantized to extremely low-

bit (2-bit), demonstrate inferior performance compared to the smallest models operating at 4-bit, such as LLaMA-7B. This observation remains valid across any LLM family, any architecture and any PTQ strategy as the results in the tables above. For instance, LLaMA2-70B quantized to 2-bit using OmniQuant achieves 10.36/38.46%, which is worse than LLaMA2-7B at 4-bit with 6.55/51.11%; Mamba-2.8B at 2-bit is also worse than Mamba-1.4B at 4-bit quantized by any baseline. *This fresh finding suggests that for the present moment, deploying smaller models at higher bitwidths appears to be the optimal choice. Additionally, specific research on extremely low-bit PTQ for ultra-large models seems essential.* Most previous PTQ methods usually validated their performance across various model sizes, which ignored the fact that pushing ultra-large models to extremely low-bit does not surpass the performance of higher-bit smaller models so as to cause the unnecessary expenditure of computational resources. This highlights the need for the development of specialized designs for extremely low-bit PTQ on ultra-large models to ensure their performance exceeds that of higher-bit small models.

3-bit is an effective and competitive target for PTQ. As illustrated in Figure 2, compared to the 4-bit smaller model, the performance advantage conferred by the large amounts of weights in the larger model remains fully evident at 3-bit, aligning with the scaling law. For example, LLaMA2-13B quantized by GPTQ exhibits 6.28/55.44%, outperforming 4-bit LLaMA2-7B with 6.45/52.86%. *Given that 3-bit quantization still offers a considerable target bitwidth, it can serve as a viable quantization target for those seeking to harness the performance benefits of larger models.*

4 Compensation-based PTQ: A Unified Robust Foundational Strategy

In Section 3, we have provided several recommendations for the selection of foundational PTQ strategy based on different requirements. But when developing novel PTQ algorithm, researchers usually strive for an ideal form, one where the designed method can be effectively generalized to any quantization scenario. To address this issue, in this section we further explore this valuable requirement to improve our benchmark.

Based on the results in Section 3, it is evident that rotation-based and compensation-based strate-

Model	Methods	PPL ↓	Acc ↑
LLaMA3.1-8B	GPTQ	510.33	23.20
	OWQ	305.77	24.33
	LRQuant	193.83	26.05
	PBLLM	84.45	33.27
	QuaRot+GPTQ	33.33	35.28
Mixtral 8×7B	GPTQ	22.92	28.19
	OWQ	35.60	32.89
	LRQuant	41.81	29.77
	QuIP+GPTQ	9.59	45.26
	PBLLM	7.60	56.28

Table 6: The average perplexity(↓)/accuracy(↑) comparison among different PTQ strategy combination.

gies exhibit better generalization ability. Subsequently, we broadened our focus to more advanced algorithms within compensation-based and rotation-based strategies, *i.e.*, VPTQ and QuaRot. However, when validating on Mamba and MoE LLMs, we discovered that QuaRot (Ashkboos et al., 2024), the state-of-the-art rotation-based method, could not be applied to Mamba and MoE LLMs, because QuaRot introduces additional rotation matrices that need to be integrated into the nearby linear layers. However, due to changes in the model architecture, this integration process cannot be achieved. In contrast, any compensation-based method remains unaffected, as this strategy only relies on the weights themselves to complete updates and error compensation.

Subsequently, we combine GPTQ with other strategies and compare them with more advanced algorithms in other strategies to highlight the superiority in challenging scenarios including extremely low-bit (2-bit), high training level (LLaMA3.1-8B), and cross-architecture (Mixtral 8×7B) settings. We select naive GPTQ, OWQ (SOTA salience-based method) (Lee et al., 2024), LRQuant (SOTA optimization-based method) (Zhao et al., 2024), QuaRot+GPTQ (rotation+compensation), and PBLLM (salience+compensation) (Shang et al., 2023). Table 6 reveals the PBLLM and QuaRot+GPTQ exhibit consistently high stability, outperforming more advanced salience-based and optimization-based methods as well as naive GPTQ. **Our exploration claims that compensation-based PTQ is the most unified robust strategy, and its combination with other strategies can significantly elevate the performance ceiling.**

5 Conclusion

In this paper, we introduce a novel comprehensive benchmark for PTQ methods in LLMs. Specifically, our benchmark first provide a comprehensive

taxonomy for existing mainstream PTQ methods. Then with the baselines of each PTQ strategy, we conduct extensive experiments on LLMs with various training levels, model sizes, architectures and modalities. According to the evaluation results, we summarize the characteristic of each PTQ strategy and discover the modelsize-bitwidth trade-off. At last, with the comparative analysis, our benchmark offers valuable guidelines for quantized LLMs deployment and future PTQ algorithms development.

Limitation

Our benchmark addresses the shortcomings of existing PTQ surveys and provides guidance for future research. However, due to the rapid development and vast number of PTQ algorithms, it is impractical for us to conduct experiments using every approach across various models and scenarios to generate more comprehensive results for summarization. Additionally, because of differences in experimental environments, our experimental results may deviate from those originally reported. Nevertheless, to ensure fairness, all our experimental settings are identical. Lastly, our benchmark solely covers weight-only quantization, as the characteristics and strategies for weight-activation quantization are entirely different, and including them would significantly lengthen this paper. In the future, we will propose a specific benchmark for weight-activation quantization to fill the gap in quantization community.

Ethics Statement

This paper presents in-depth insights and recommendations associated with Large Language Models (LLMs) quantization, with the overarching goal of facilitating the widespread adoption and application of LLMs. In the current landscape, ethical concerns tied to LLMs, including the presence of hidden biases encoded in the models, are garnering heightened attention. Following our investigation, we assert that our proposed method does not further amplify the biases and contravene any ethical standards.

References

Josh Achiam, Steven Adler, Sandhini Agarwal, Lama Ahmad, Ilge Akkaya, Florencia Leoni Aleman, Diogo Almeida, Janko Altenschmidt, Sam Altman, Shyamal Anadkat, et al. 2023. Gpt-4 technical report. *arXiv preprint arXiv:2303.08774*.

Stanislaw Antol, Aishwarya Agrawal, Jiasen Lu, Margaret Mitchell, Dhruv Batra, C Lawrence Zitnick, and Devi Parikh. 2015. Vqa: Visual question answering. In *Proceedings of the IEEE international conference on computer vision*, pages 2425–2433.

Saleh Ashkboos, Amirkeivan Mohtashami, Maximilian L Croci, Bo Li, Martin Jaggi, Dan Alistarh, Torsten Hoefer, and James Hensman. 2024. Quarot: Outlier-free 4-bit inference in rotated llms. *arXiv preprint arXiv:2404.00456*.

Kayhan Behdin, Ayan Acharya, Sathiya Keerthi Aman Gupta, and Rahul Mazumder. 2023. Quantize: Optimization-based quantization for language models—an efficient and intuitive algorithm. *stat*, 1050:5.

Yonatan Bisk, Rowan Zellers, Jianfeng Gao, Yejin Choi, et al. 2020. Piqa: Reasoning about physical commonsense in natural language. In *Proceedings of the AAAI conference on artificial intelligence*, volume 34, pages 7432–7439.

Jerry Chee, Yaohui Cai, Volodymyr Kuleshov, and Christopher M De Sa. 2024. Quip: 2-bit quantization of large language models with guarantees. *Advances in Neural Information Processing Systems*, 36.

Hongrong Cheng, Miao Zhang, and Javen Qinfeng Shi. 2024a. Influence function based second-order channel pruning: Evaluating true loss changes for pruning is possible without retraining. *IEEE Transactions on Pattern Analysis and Machine Intelligence*.

Hongrong Cheng, Miao Zhang, and Javen Qinfeng Shi. 2024b. A survey on deep neural network pruning: Taxonomy, comparison, analysis, and recommendations. *IEEE Transactions on Pattern Analysis and Machine Intelligence*.

Peter Clark, Isaac Cowhey, Oren Etzioni, Tushar Khot, Ashish Sabharwal, Carissa Schoenick, and Oyvind Tafjord. 2018. Think you have solved question answering? try arc, the ai2 reasoning challenge. *arXiv preprint arXiv:1803.05457*.

Karl Cobbe, Vineet Kosaraju, Mohammad Bavarian, Mark Chen, Heewoo Jun, Lukasz Kaiser, Matthias Plappert, Jerry Tworek, Jacob Hilton, Reiichiro Nakano, Christopher Hesse, and John Schulman. 2021. Training verifiers to solve math word problems. *arXiv preprint arXiv:2110.14168*.

Damai Dai, Chengqi Deng, Chenggang Zhao, RX Xu, Huazuo Gao, Deli Chen, Jiashi Li, Wangding Zeng, Xingkai Yu, Y Wu, et al. 2024. Deepseek-moe: Towards ultimate expert specialization in mixture-of-experts language models. *arXiv preprint arXiv:2401.06066*.

Tim Dettmers, Mike Lewis, Younes Belkada, and Luke Zettlemoyer. 2022. Gpt3.int8(): 8-bit matrix multiplication for transformers at scale. *Advances in Neural Information Processing Systems*, 35:30318–30332.

- Tim Dettmers, Ruslan Svirschevski, Vage Egiazarian, Denis Kuznedelev, Elias Frantar, Saleh Ashkboos, Alexander Borzunov, Torsten Hoeffler, and Dan Alistarh. 2023. Spqr: A sparse-quantized representation for near-lossless llm weight compression. *arXiv preprint arXiv:2306.03078*.
- Xin Ding, Xiaoyu Liu, Zhijun Tu, Yun Zhang, Wei Li, Jie Hu, Hanting Chen, Yehui Tang, Zhiwei Xiong, Baoqun Yin, et al. 2023. Cbq: Cross-block quantization for large language models. *arXiv preprint arXiv:2312.07950*.
- Abhimanyu Dubey, Abhinav Jauhri, Abhinav Pandey, Abhishek Kadian, Ahmad Al-Dahle, Aiesha Letman, Akhil Mathur, Alan Schelten, Amy Yang, Angela Fan, et al. 2024. The llama 3 herd of models. *arXiv preprint arXiv:2407.21783*.
- William Fedus, Barret Zoph, and Noam Shazeer. 2022. Switch transformers: Scaling to trillion parameter models with simple and efficient sparsity. *Journal of Machine Learning Research*, 23(120):1–39.
- Elias Frantar and Dan Alistarh. 2022. Optimal brain compression: A framework for accurate post-training quantization and pruning. *Advances in Neural Information Processing Systems*, 35:4475–4488.
- Elias Frantar and Dan Alistarh. 2023. Sparsegpt: Massive language models can be accurately pruned in one-shot. In *International Conference on Machine Learning*, pages 10323–10337. PMLR.
- Elias Frantar, Saleh Ashkboos, Torsten Hoeffler, and Dan Alistarh. 2022. Gptq: Accurate post-training quantization for generative pre-trained transformers. *arXiv preprint arXiv:2210.17323*.
- Amir Gholami, Sehoon Kim, Zhen Dong, Zhewei Yao, Michael W Mahoney, and Kurt Keutzer. 2022. A survey of quantization methods for efficient neural network inference. In *Low-Power Computer Vision*, pages 291–326. Chapman and Hall/CRC.
- Ruihao Gong, Yifu Ding, Zining Wang, Chengtao Lv, Xingyu Zheng, Jinyang Du, Haotong Qin, Jinyang Guo, Michele Magno, and Xianglong Liu. 2024. A survey of low-bit large language models: Basics, systems, and algorithms. *arXiv preprint arXiv:2409.16694*.
- Jianping Gou, Baosheng Yu, Stephen J Maybank, and Dacheng Tao. 2021. Knowledge distillation: A survey. *International Journal of Computer Vision*, 129(6):1789–1819.
- Albert Gu and Tri Dao. 2023. Mamba: Linear-time sequence modeling with selective state spaces. *arXiv preprint arXiv:2312.00752*.
- Ziyi Guan, Hantao Huang, Yupeng Su, Hong Huang, Ngai Wong, and Hao Yu. 2024. Aptq: Attention-aware post-training mixed-precision quantization for large language models. In *Proceedings of the 61st ACM/IEEE Design Automation Conference*, pages 1–6.
- Danna Gurari, Qing Li, Abigale J Stangl, Anhong Guo, Chi Lin, Kristen Grauman, Jiebo Luo, and Jeffrey P Bigham. 2018. Vizwiz grand challenge: Answering visual questions from blind people. In *Proceedings of the IEEE conference on computer vision and pattern recognition*, pages 3608–3617.
- Nathan Halko, Per-Gunnar Martinsson, and Joel A Tropp. 2011. Finding structure with randomness: Probabilistic algorithms for constructing approximate matrix decompositions. *SIAM review*, 53(2):217–288.
- Dan Hendrycks, Collin Burns, Steven Basart, Andy Zou, Mantas Mazeika, Dawn Song, and Jacob Steinhardt. 2020. Measuring massive multitask language understanding. *arXiv preprint arXiv:2009.03300*.
- Edward J Hu, Yelong Shen, Phillip Wallis, Zeyuan Allen-Zhu, Yuanzhi Li, Shean Wang, Lu Wang, and Weizhu Chen. 2021. Lora: Low-rank adaptation of large language models. *arXiv preprint arXiv:2106.09685*.
- Yuzhen Huang, Yuzhuo Bai, Zhihao Zhu, Junlei Zhang, Jinghan Zhang, Tangjun Su, Junteng Liu, Chuancheng Lv, Yikai Zhang, Jiayi Lei, Yao Fu, Maosong Sun, and Junxian He. 2023. C-eval: A multi-level multi-discipline chinese evaluation suite for foundation models. In *Advances in Neural Information Processing Systems*.
- Drew A Hudson and Christopher D Manning. 2019. Gqa: A new dataset for real-world visual reasoning and compositional question answering. In *Proceedings of the IEEE/CVF conference on computer vision and pattern recognition*, pages 6700–6709.
- Albert Q Jiang, Alexandre Sablayrolles, Antoine Roux, Arthur Mensch, Blanche Savary, Chris Bamford, Devendra Singh Chaplot, Diego de las Casas, Emma Bou Hanna, Florian Bressand, et al. 2024. Mixtral of experts. *arXiv preprint arXiv:2401.04088*.
- Tanishq Kumar, Zachary Ankner, Benjamin F Spector, Blake Bordelon, Niklas Muennighoff, Mansheej Paul, Cengiz Pehlevan, Christopher Ré, and Aditi Raghunathan. 2024. Scaling laws for precision. *arXiv preprint arXiv:2411.04330*.
- Eldar Kurtic, Alexandre Marques, Shubhra Pandit, Mark Kurtz, and Dan Alistarh. 2024. " give me bf16 or give me death"? accuracy-performance trade-offs in llm quantization. *arXiv preprint arXiv:2411.02355*.
- Guokun Lai, Qizhe Xie, Hanxiao Liu, Yiming Yang, and Eduard Hovy. 2017. Race: Large-scale reading comprehension dataset from examinations. *arXiv preprint arXiv:1704.04683*.
- Yann LeCun, John Denker, and Sara Solla. 1989. Optimal brain damage. *Advances in neural information processing systems*, 2.

- Changhun Lee, Jungyu Jin, Taesu Kim, Hyungjun Kim, and Eunhyeok Park. 2024. Owq: Outlier-aware weight quantization for efficient fine-tuning and inference of large language models. In *Proceedings of the AAAI Conference on Artificial Intelligence*, volume 38, pages 13355–13364.
- Qingyuan Li, Yifan Zhang, Liang Li, Peng Yao, Bo Zhang, Xiangxiang Chu, Yerui Sun, Li Du, and Yuchen Xie. 2023a. Fptq: Fine-grained post-training quantization for large language models. *arXiv preprint arXiv:2308.15987*.
- Shiyao Li, Xuefei Ning, Luning Wang, Tengxuan Liu, Xiangsheng Shi, Shengen Yan, Guohao Dai, Huazhong Yang, and Yu Wang. 2024. Evaluating quantized large language models. *arXiv preprint arXiv:2402.18158*.
- Yifan Li, Yifan Du, Kun Zhou, Jinpeng Wang, Wayne Xin Zhao, and Ji-Rong Wen. 2023b. Evaluating object hallucination in large vision-language models. *arXiv preprint arXiv:2305.10355*.
- Ji Lin, Jiaming Tang, Haotian Tang, Shang Yang, Weiming Chen, Wei-Chen Wang, Guangxuan Xiao, Xingyu Dang, Chuang Gan, and Song Han. 2024. Awq: Activation-aware weight quantization for on-device llm compression and acceleration. *Proceedings of Machine Learning and Systems*, 6:87–100.
- Ji Lin, Hongxu Yin, Wei Ping, Yao Lu, Pavlo Molchanov, Andrew Tao, Huizi Mao, Jan Kautz, Mohammad Shoeybi, and Song Han. 2023. Vila: On pre-training for visual language models.
- Haotian Liu, Chunyuan Li, Qingyang Wu, and Yong Jae Lee. 2024a. Visual instruction tuning. *Advances in neural information processing systems*, 36.
- Yifei Liu, Jicheng Wen, Yang Wang, Shengyu Ye, Li Lina Zhang, Ting Cao, Cheng Li, and Mao Yang. 2024b. Vptq: Extreme low-bit vector post-training quantization for large language models. *arXiv preprint arXiv:2409.17066*.
- Yuan Liu, Haodong Duan, Yuanhan Zhang, Bo Li, Songyang Zhang, Wangbo Zhao, Yike Yuan, Jiaqi Wang, Conghui He, Ziwei Liu, et al. 2025. Mmbench: Is your multi-modal model an all-around player? In *European conference on computer vision*, pages 216–233. Springer.
- Zechun Liu, Barlas Oguz, Changsheng Zhao, Ernie Chang, Pierre Stock, Yashar Mehdad, Yangyang Shi, Raghuraman Krishnamoorthi, and Vikas Chandra. 2023. Llm-qat: Data-free quantization aware training for large language models. *arXiv preprint arXiv:2305.17888*.
- Zechun Liu, Changsheng Zhao, Igor Fedorov, Bilge Soran, Dhruv Choudhary, Raghuraman Krishnamoorthi, Vikas Chandra, Yuandong Tian, and Tijmen Blankevoort. 2024c. Spinqant-llm quantization with learned rotations. *arXiv preprint arXiv:2405.16406*.
- Pan Lu, Swaroop Mishra, Tanglin Xia, Liang Qiu, Kai-Wei Chang, Song-Chun Zhu, Oyvind Taffjord, Peter Clark, and Ashwin Kalyan. 2022. Learn to explain: Multimodal reasoning via thought chains for science question answering. *Advances in Neural Information Processing Systems*, 35:2507–2521.
- Yuxiao Ma, Huixia Li, Xiawu Zheng, Feng Ling, Xuefeng Xiao, Rui Wang, Shilei Wen, Fei Chao, and Rongrong Ji. 2024. Affinequant: Affine transformation quantization for large language models. *arXiv preprint arXiv:2403.12544*.
- Stephen Merity, Caiming Xiong, James Bradbury, and Richard Socher. 2016. Pointer sentinel mixture models. *arXiv preprint arXiv:1609.07843*.
- Xupeng Miao, Gabriele Oliaro, Zhihao Zhang, Xinhao Cheng, Hongyi Jin, Tianqi Chen, and Zhihao Jia. 2023. Towards efficient generative large language model serving: A survey from algorithms to systems. *arXiv preprint arXiv:2312.15234*.
- Markus Nagel, Marios Fournarakis, Rana Ali Amjad, Yelysei Bondarenko, Mart Van Baalen, and Tijmen Blankevoort. 2021. A white paper on neural network quantization. *arXiv preprint arXiv:2106.08295*.
- Xu Ouyang, Tao Ge, Thomas Hartvigsen, Zhisong Zhang, Haitao Mi, and Dong Yu. 2024. Low-bit quantization favors undertrained llms: Scaling laws for quantized llms with 100t training tokens. *arXiv preprint arXiv:2411.17691*.
- Denis Paperno, Germán Kruszewski, Angeliki Lazaridou, Quan Ngoc Pham, Raffaella Bernardi, Sandro Pezzelle, Marco Baroni, Gemma Boleda, and Raquel Fernández. 2016. The lambada dataset: Word prediction requiring a broad discourse context. *arXiv preprint arXiv:1606.06031*.
- Seungcheol Park, Jaehyeon Choi, Sojin Lee, and U Kang. 2024. A comprehensive survey of compression algorithms for language models. *arXiv preprint arXiv:2401.15347*.
- Adam Paszke, Sam Gross, Francisco Massa, Adam Lerer, James Bradbury, Gregory Chanan, Trevor Killeen, Zeming Lin, Natalia Gimelshein, Luca Antiga, et al. 2019. Pytorch: An imperative style, high-performance deep learning library. *Advances in neural information processing systems*, 32.
- Colin Raffel, Noam Shazeer, Adam Roberts, Katherine Lee, Sharan Narang, Michael Matena, Yanqi Zhou, Wei Li, and Peter J Liu. 2020. Exploring the limits of transfer learning with a unified text-to-text transformer. *Journal of machine learning research*, 21(140):1–67.
- Keisuke Sakaguchi, Ronan Le Bras, Chandra Bhagavathula, and Yejin Choi. 2021. Winogrande: An adversarial winograd schema challenge at scale. *Communications of the ACM*, 64(9):99–106.

- Yuzhang Shang, Gaowen Liu, Ramana Rao Kompella, and Yan Yan. 2024. Enhancing post-training quantization calibration through contrastive learning. In *Proceedings of the IEEE/CVF Conference on Computer Vision and Pattern Recognition*, pages 15921–15930.
- Yuzhang Shang, Zhihang Yuan, Qiang Wu, and Zhen Dong. 2023. Pb-llm: Partially binarized large language models. *arXiv preprint arXiv:2310.00034*.
- Wenqi Shao, Mengzhao Chen, Zhaoyang Zhang, Peng Xu, Lirui Zhao, Zhiqian Li, Kaipeng Zhang, Peng Gao, Yu Qiao, and Ping Luo. 2023. Omniquant: Omnidirectionally calibrated quantization for large language models. *arXiv preprint arXiv:2308.13137*.
- Sheng Shen, Zhen Dong, Jiayu Ye, Linjian Ma, Zhewei Yao, Amir Gholami, Michael W Mahoney, and Kurt Keutzer. 2020. Q-bert: Hessian based ultra low precision quantization of bert. In *Proceedings of the AAAI Conference on Artificial Intelligence*, volume 34, pages 8815–8821.
- Amanpreet Singh, Vivek Natarajan, Meet Shah, Yu Jiang, Xinlei Chen, Dhruv Batra, Devi Parikh, and Marcus Rohrbach. 2019. Towards vqa models that can read. In *Proceedings of the IEEE/CVF conference on computer vision and pattern recognition*, pages 8317–8326.
- Yehui Tang, Yunhe Wang, Jianyuan Guo, Zhijun Tu, Kai Han, Hailin Hu, and Dacheng Tao. 2024. A survey on transformer compression. *arXiv preprint arXiv:2402.05964*.
- Hugo Touvron, Thibaut Lavril, Gautier Izacard, Xavier Martinet, Marie-Anne Lachaux, Timothée Lacroix, Baptiste Rozière, Naman Goyal, Eric Hambro, Faisal Azhar, et al. 2023a. Llama: Open and efficient foundation language models. *arXiv preprint arXiv:2302.13971*.
- Hugo Touvron, Louis Martin, Kevin Stone, Peter Albert, Amjad Almahairi, Yasmine Babaei, Nikolay Bashlykov, Soumya Batra, Prajwal Bhargava, Shrutu Bhosale, et al. 2023b. Llama 2: Open foundation and fine-tuned chat models. *arXiv preprint arXiv:2307.09288*.
- Albert Tseng, Jerry Chee, Qingyao Sun, Volodymyr Kuleshov, and Christopher De Sa. 2024. Quip#: Even better llm quantization with hadamard incoherence and lattice codebooks. *arXiv preprint arXiv:2402.04396*.
- Zhongwei Wan, Xin Wang, Che Liu, Samiul Alam, Yu Zheng, Jiachen Liu, Zhongnan Qu, Shen Yan, Yi Zhu, Quanlu Zhang, et al. 2023. Efficient large language models: A survey. *arXiv preprint arXiv:2312.03863*.
- Hongyu Wang, Shuming Ma, Li Dong, Shaohan Huang, Huaijie Wang, Lingxiao Ma, Fan Yang, Ruiping Wang, Yi Wu, and Furu Wei. 2023. Bitnet: Scaling 1-bit transformers for large language models. *arXiv preprint arXiv:2310.11453*.
- Wenxiao Wang, Wei Chen, Yicong Luo, Yongliu Long, Zhengkai Lin, Liye Zhang, Binbin Lin, Deng Cai, and Xiaofei He. 2024. Model compression and efficient inference for large language models: A survey. *arXiv preprint arXiv:2402.09748*.
- Yuzhuang Xu, Xu Han, Zonghan Yang, Shuo Wang, Qingfu Zhu, Zhiyuan Liu, Weidong Liu, and Wanxiang Che. 2024. Onebit: Towards extremely low-bit large language models. *arXiv preprint arXiv:2402.11295*.
- Ge Yang, Changyi He, Jinyang Guo, Jianyu Wu, Yifu Ding, Aishan Liu, Haotong Qin, Pengliang Ji, and Xianglong Liu. 2024. Llmcbench: Benchmarking large language model compression for efficient deployment. *arXiv preprint arXiv:2410.21352*.
- Zhewei Yao, Reza Yazdani Aminabadi, Minjia Zhang, Xiaoxia Wu, Conglong Li, and Yuxiong He. 2022. Zeroquant: Efficient and affordable post-training quantization for large-scale transformers. *Advances in Neural Information Processing Systems*, 35:27168–27183.
- Weihao Yu, Zhengyuan Yang, Linjie Li, Jianfeng Wang, Kevin Lin, Zicheng Liu, Xinchao Wang, and Lijuan Wang. 2023. Mm-vet: Evaluating large multimodal models for integrated capabilities. *arXiv preprint arXiv:2308.02490*.
- Zhihang Yuan, Yuzhang Shang, Yue Song, Qiang Wu, Yan Yan, and Guangyu Sun. 2023. Asvd: Activation-aware singular value decomposition for compressing large language models. *arXiv preprint arXiv:2312.05821*.
- Zhihang Yuan, Yuzhang Shang, Yang Zhou, Zhen Dong, Zhe Zhou, Chenhao Xue, Bingzhe Wu, Zhikai Li, Qingyi Gu, Yong Jae Lee, et al. 2024. Llm inference unveiled: Survey and roofline model insights. *arXiv preprint arXiv:2402.16363*.
- Rowan Zellers, Ari Holtzman, Yonatan Bisk, Ali Farhadi, and Yejin Choi. 2019. Hellaswag: Can a machine really finish your sentence? *arXiv preprint arXiv:1905.07830*.
- Xu Zhang, Felix X Yu, Ruiqi Guo, Sanjiv Kumar, Shengjin Wang, and Shi-Fu Chang. 2015. Fast orthogonal projection based on kronecker product. In *Proceedings of the IEEE International Conference on Computer Vision*, pages 2929–2937.
- Jiaqi Zhao, Miao Zhang, Chao Zeng, Ming Wang, Xuebo Liu, and Liqiang Nie. 2024. Lrquant: Learnable and robust post-training quantization for large language models. In *Proceedings of the 62nd Annual Meeting of the Association for Computational Linguistics (Volume 1: Long Papers)*, pages 2240–2255.
- Xunyu Zhu, Jian Li, Yong Liu, Can Ma, and Weiping Wang. 2023. A survey on model compression for large language models. *arXiv preprint arXiv:2308.07633*.

Appendix

A Background

A.1 Quantization Preliminaries

Quantization aims to reduce inference and storage overheads by converting high precision floating-point values into their corresponding low precision integer counterparts (Nagel et al., 2021). The asymmetric weight-only quantization is formulated as:

$$W_q = \text{clamp}(\lfloor \frac{W}{s_q} \rfloor + z_q, 0, 2^b - 1), \quad (5)$$

where $W \in \mathbb{R}^{n \times m}$ and $W_q \in \mathbb{R}^{n \times m}$ indicate full-precision and quantized weights respectively. $\lfloor \cdot \rfloor$ denotes round-to-nearest operator. s_q is the scaling factor and z_q is the zero-point.

A.2 Quantization Surveys and Benchmarks

Most model compression reviews summarize ample concepts, principles, and a coarse-grained classification of commonly used compression methods (Tang et al., 2024; Park et al., 2024; Miao et al., 2023; Wan et al., 2023; Zhu et al., 2023; Yang et al., 2024), but limited focus is placed on quantization. The other literature contributes a more detailed exploration of quantization. Wang et al. (2024) provides comprehensive explanations of quantization frameworks but lacks detailed taxonomy and summaries of their specific characteristics, so that the followers are still confused by how to select a basic framework to further develop. Gong et al. (2024) delves deeper into the existing methods and provides finer distinctions but no experiments are conducted to evaluate the performance of each category. Kurtic et al. (2024) explores the accuracy-performance trade-off for popular quantization formats via broad and automated benchmarks, but only 3 models are included into examination which undermines the persuasiveness of the study. Li et al. (2024) focus on synthesizing experimental results but offers limited valuable guidance for future research. It is evident that, there is still a lack of an technical and development guideline for LLMs PTQ which enables researchers to select correct model for deployment or foundational PTQ strategy based on their requirements. Our benchmark fills this gap by experimentally analyzing the characteristics of different PTQ strategies and providing recommendations for researchers to consider.

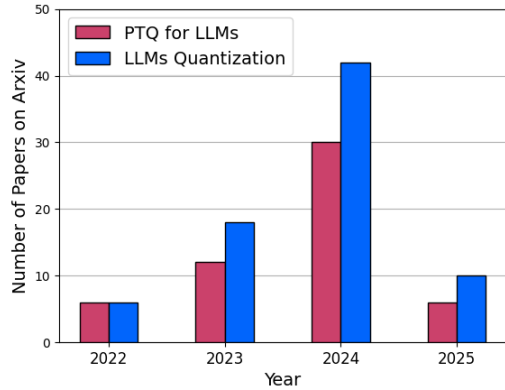


Figure 3: The number of quantization papers since the explosion of LLMs (2022).

A.3 The Trend of PTQ Research

PTQ is more favored by LLMs compression due to its efficiency, convenience, and ease of reproducibility. As illustrated by Figure 3, in the first year of the emergence of LLMs (2022), 6 PTQ papers were published on Arxiv. By 2023, this number doubled, while there were only 6 QAT papers. By 2024, there was an explosive growth in the number of quantization papers, with 33 out of a total of 44 papers belonging to PTQ. Overall, PTQ papers account for 69.23% of the total number of quantization papers on LLMs, which demonstrates the intense attention on PTQ research.

B Details of Evaluation

B.1 Detailed Experimental Setup

Baselines AWQ (Lin et al., 2024), GPTQ (Frantar et al., 2022), OmniQuant (Shao et al., 2023), and QuIP (Chee et al., 2024) serve as representatives of the four PTQ strategies in our taxonomy, owing to their superior performance and broad practical deployment in numerous released LLMs. All baselines perform channel-wise quantization and set up as their description.

Models To demonstrate the universality and generalizability of our benchmark, we select LLaMA family, the most influential and widely used open-source LLM family, for performance evaluation. Specifically, this includes LLaMA-1 (7B to 70B) (Touvron et al., 2023a), LLaMA-2 (7B to 70B) (Touvron et al., 2023b), as well as LLaMA-3 and LLaMA-3.1 (8B and 70B) (Dubey et al., 2024), covering a substantial range of model sizes. Unlike other benchmarks, we further broaden our

scope to investigate the cross-modality and cross-architecture capabilities of different PTQ strategies. Particularly, Mixtral (Jiang et al., 2024), DeepSeeK-MoE (Dai et al., 2024) and Mamba (Gu and Dao, 2023) are used to evaluate cross-architecture capabilities. LLaVA-1.5 (Liu et al., 2024a) and VILA-1.5 (Lin et al., 2023) are employed to assess cross-modality capabilities.

Datasets For LLMs, MoE LLMs and Mamba, we evaluate the perplexity on WikiText2 (Merity et al., 2016) and C4 (Raffel et al., 2020), and zero-shot accuracies on 9 commonsense reasoning tasks, including WinoGrande (Sakaguchi et al., 2021), Race (Lai et al., 2017), LAMBADA (Paperno et al., 2016), PIQA (Bisk et al., 2020), MMLU (Hendrycks et al., 2020), CEval (Huang et al., 2023), GSM8K (Cobbe et al., 2021), HellaSwag (Zellers et al., 2019) and ARC (Clark et al., 2018). For MLLMs, we evaluate their visual-language reasoning abilities on VQA (Antol et al., 2015), GQA (Hudson and Manning, 2019), VizWiz (Gurari et al., 2018), ScienceQA (Lu et al., 2022), TextVQA (Singh et al., 2019), POPE (Li et al., 2023b), MMBench (Liu et al., 2025) and MMVet (Yu et al., 2023).

Implementation Details For all evaluated models, the calibration data consists of 128 random 2048 token-segments from WikiText2. Using a batch size of 1, the entire quantization and inference processes are implemented using PyTorch (Paszke et al., 2019) package and deployed on 8 NVIDIA A800-80G GPUs. Codes for evaluation will be packed and open-sourced in the future.

B.2 Detailed Evaluation Results

In this section, we present the detailed perplexity and reasoning accuracy on specific tasks. Table 7 and Table 8 show the detailed results on under-trained LLMs (correspond to Table 1). Table 9 and Table 10 shows the detailed results on fully trained LLMs (correspond to Table 2). Table 11 shows the detailed results on MoE LLMs (correspond to Table 4). Table 12 shows the detailed results on Mamba (correspond to Table 3). Table 13 shows the detailed results on Multimodal LLMs (correspond to Table 5).

Models	Methods	WinoG	Race	Lamb-o	Lamb-s	PiQA	MMLU	CEval	GSM8K	HellaS	ARC-e	ARC-c	Wiki	C4
LLaMA-7B-w4	GPTQ	68.51	39.33	67.84	61.85	77.75	33.81	26.23	6.44	55.29	73.91	41.13	6.39	7.75
	OmniQ	68.67	39.33	71.92	65.36	78.45	32.52	25.78	8.79	55.86	74.45	39.93	5.87	7.34
	QuIP	69.85	39.43	70.54	61.56	77.31	28.53	23.63	5.53	54.28	72.39	37.71	6.37	7.84
	AWQ	69.93	39.43	73.10	66.21	77.86	32.30	25.11	8.19	56.41	75.04	40.96	5.78	7.21
LLaMA-7B-w3	GPTQ	60.22	34.83	55.97	47.08	71.82	23.10	23.40	1.97	45.51	61.24	29.52	8.63	9.95
	OmniQ	68.11	39.14	68.52	59.46	76.06	27.37	25.85	5.23	52.95	70.79	36.86	6.52	8.23
	QuIP	64.48	36.65	57.27	52.03	74.05	27.92	23.92	2.50	49.50	68.39	34.56	7.89	9.85
	AWQ	68.75	38.76	69.28	63.03	78.82	31.04	26.89	5.31	54.64	72.85	39.59	6.89	7.81
LLaMA-7B-w2	GPTQ	50.30	27.07	5.37	5.17	57.39	25.34	25.03	0.00	29.38	32.68	22.54	27.71	44.01
	OmniQ	53.75	28.42	15.51	10.27	63.33	23.80	23.63	0.00	36.50	42.38	22.78	26.66	32.88
	QuIP	52.41	32.25	23.68	12.77	63.76	25.25	24.67	0.08	36.25	52.61	25.34	15.26	26.06
	AWQ	49.49	22.10	0.00	0.00	52.72	22.95	23.03	0.00	25.36	25.46	22.53	2.6e5	2.9e5
LLaMA-13B-w3	GPTQ	71.11	39.33	72.64	64.54	77.80	37.24	25.78	9.55	57.48	73.65	42.32	5.63	7.16
	OmniQ	69.53	39.33	71.34	60.8	77.91	35.14	23.85	10.54	57.27	75.46	42.92	5.69	7.33
	QuIP	70.01	38.28	74.09	67.82	77.48	38.95	24.37	10.16	57.46	74.58	43.60	5.67	7.17
	AWQ	70.48	39.71	74.33	66.37	78.56	37.11	29.94	11.3	58.08	75.80	44.45	5.52	7.07
LLaMA-13B-w2	GPTQ	53.51	30.05	20.43	17.52	63.11	23.07	25.26	0.00	38.29	45.54	23.04	7.52	15.96
	OmniQ	56.20	32.73	23.40	17.85	67.14	23.57	23.03	0.76	42.06	59.47	29.52	13.36	18.89
	QuIP	58.72	34.64	37.94	24.55	69.31	24.09	22.88	0.45	41.07	54.76	27.22	12.18	13.02
	AWQ	48.62	22.01	0.00	0.00	53.16	26.89	26.30	0.00	25.60	26.18	22.87	2.8e5	2.3e5
LLaMA-30B-w3	GPTQ	74.27	39.81	74.42	68.64	79.76	51.60	29.49	25.55	61.41	78.58	47.78	4.89	6.50
	OmniQ	75.06	39.62	73.49	67.65	79.76	50.13	26.67	26.08	60.83	78.87	47.44	4.74	6.59
	QuIP	73.40	40.19	76.19	70.21	79.16	46.62	29.05	28.20	60.86	77.90	45.99	4.76	6.45
	AWQ	74.66	39.33	76.46	71.14	80.20	52.73	33.28	26.38	61.69	79.80	50.34	4.61	6.35
LLaMA-30B-w2	GPTQ	58.33	33.21	36.04	20.43	65.07	24.00	22.96	0.07	41.11	48.82	23.72	13.17	13.58
	OmniQ	58.17	34.93	41.88	31.75	70.78	24.15	23.03	1.36	43.98	64.60	31.74	8.79	14.77
	QuIP	63.30	35.69	52.45	36.64	72.42	26.22	23.85	0.15	45.64	58.80	30.20	9.36	10.97
	AWQ	50.43	22.78	0.00	0.00	52.72	26.89	26.30	0.00	25.43	24.87	23.28	2.4e5	2.4e5
LLaMA-65B-w3	GPTQ	76.24	41.24	77.76	73.45	80.58	56.15	32.54	38.74	62.89	79.92	49.83	4.16	6.04
	OmniQ	75.37	40.48	76.4	69.34	80.3	54.88	31.05	37.15	62.86	79.17	49.83	4.09	6.07
	QuIP	75.22	42.87	76.69	72.19	80.52	53.62	31.58	31.01	61.69	79.46	49.32	4.28	6.16
	AWQ	75.45	42.11	78.69	74.89	80.63	57.71	36.03	41.24	63.7	80.68	50.51	3.96	5.92
LLaMA-65B-w2	GPTQ	64.88	37.51	59.40	43.99	73.50	26.47	23.25	3.79	48.12	64.27	32.68	8.82	10.23
	OmniQ	59.35	37.61	56.61	39.10	73.78	24.39	23.40	2.27	50.46	69.74	34.22	7.69	11.04
	QuIP	68.67	38.09	63.44	54.22	75.73	31.14	26.60	6.90	52.99	69.11	36.09	7.19	8.61
	AWQ	51.14	23.35	0.00	0.00	53.05	25.51	25.56	0.00	25.59	24.87	22.44	7.4e4	7.5e4

Table 7: Detailed performance of the four baselines on LLaMA models.

Models	Methods	WinoG	Race	Lamb-o	Lamb-s	PiQA	MMLU	CEval	GSM8K	HellaS	ARC-e	ARC-c	Wiki	C4
LLaMA2-7B-w4	GPTQ	68.67	39.90	72.52	66.91	77.58	41.55	27.86	12.74	56.40	75.00	42.32	5.67	7.22
	OmniQ	68.82	40.00	70.72	64.08	76.93	32.67	28.60	9.93	55.67	74.12	40.70	5.74	7.36
	QuIP	68.22	39.38	70.43	62.86	76.59	31.90	27.45	8.74	55.58	73.87	39.78	5.88	7.61
	AWQ	68.35	39.71	73.53	67.18	77.53	40.86	28.08	13.34	56.43	75.84	42.66	5.60	7.12
LLaMA2-7B-w3	GPTQ	65.82	37.03	68.54	59.75	76.44	36.24	27.79	3.87	52.94	73.36	39.76	6.44	7.95
	OmniQ	65.51	39.14	65.46	51.76	74.65	32.80	26.45	5.91	52.41	71.00	38.14	6.62	8.62
	QuIP	61.09	31.00	28.06	27.44	65.45	22.94	23.03	1.44	44.81	56.57	25.68	18.66	20.44
	AWQ	68.11	40.10	70.33	63.63	76.33	32.32	28.53	7.58	54.77	73.95	41.89	6.24	7.80
LLaMA2-7B-w2	GPTQ	48.93	26.60	7.72	9.06	57.13	22.97	24.44	0.00	28.15	32.11	20.22	36.77	79.06
	OmniQ	51.54	27.37	3.98	1.47	57.40	22.95	23.03	0.00	30.11	38.89	20.73	37.32	78.76
	QuIP	51.07	27.56	11.20	4.77	59.25	22.97	23.18	0.00	32.85	35.40	20.73	35.27	52.22
	AWQ	49.57	23.06	0.00	0.00	52.39	25.51	25.56	0.00	25.74	24.75	20.99	2.2e5	1.7e5
LLaMA2-13B-w3	GPTQ	71.90	40.96	74.69	67.67	77.91	47.88	31.20	14.94	57.74	77.86	47.10	5.49	7.06
	OmniQ	69.38	40.96	70.64	60.66	77.97	46.07	28.53	15.09	57.45	76.60	43.34	5.58	7.39
	QuIP	69.69	40.67	73.98	65.52	77.31	44.92	29.94	16.00	57.71	75.38	42.66	5.61	7.16
	AWQ	71.74	40.10	75.16	67.07	77.20	45.14	32.62	17.36	58.57	77.82	45.48	5.32	6.95
LLaMA2-13B-w2	GPTQ	52.09	31.48	20.92	13.02	62.24	23.00	23.70	0.00	34.80	42.59	21.25	20.05	19.10
	OmniQ	52.17	30.81	20.07	10.17	62.89	22.95	23.11	0.00	40.16	48.23	24.66	17.22	27.74
	QuIP	55.72	31.58	33.86	22.67	65.45	23.76	23.03	0.61	39.65	51.56	25.85	13.75	14.71
	AWQ	47.99	22.39	0.00	0.00	53.26	26.89	26.30	0.00	25.81	23.04	23.04	1.2e5	9.5e4
LLaMA2-70B-w3	GPTQ	76.64	41.63	78.96	73.63	80.79	62.75	38.56	46.17	63.08	81.19	51.71	3.88	5.88
	OmniQ	75.22	42.68	78.05	72.58	80.30	60.41	37.30	44.81	62.40	81.36	53.24	3.93	6.06
	QuIP	75.06	40.29	78.98	73.51	80.52	60.36	38.48	41.39	60.43	79.08	49.49	4.28	6.21
	AWQ	75.53	41.63	79.49	74.85	81.72	63.57	42.87	48.52	63.56	82.07	54.01	3.74	5.81
LLaMA2-70B-w2	GPTQ	65.04	36.84	57.77	43.57	72.36	32.51	24.96	3.41	47.91	62.63	30.80	8.38	9.53
	OmniQ	56.51	37.61	47.89	25.34	68.77	30.35	22.51	2.20	44.08	59.64	28.16	8.01	11.70
	QuIP	70.88	39.04	65.77	54.55	75.63	30.98	33.25	12.89	51.64	70.54	37.97	6.94	8.46
	AWQ	49.17	22.39	0.00	0.00	52.34	24.65	25.11	0.00	25.47	25.88	22.53	7.2e4	6.5e4

Table 8: Detailed performance of the four baselines on LLaMA-2 models.

Models	Methods	WinoG	Race	Lamb-o	Lamb-s	PiQA	MMLU	CEval	GSM8K	HellaS	ARC-e	ARC-c	Wiki	C4
LLaMA3-8B-w4	GPTQ	72.69	40.00	74.54	66.56	79.54	60.30	43.98	44.05	59.41	78.66	48.72	6.56	9.36
	OmniQ	71.43	39.71	69.96	61.11	78.40	55.77	40.49	33.06	58.27	77.15	45.65	7.18	10.46
	QuIP	72.45	40.00	71.67	62.90	77.80	56.83	41.90	37.98	57.53	79.00	45.82	7.16	10.29
	AWQ	73.56	40.38	73.90	67.57	79.27	60.55	46.66	43.37	59.33	79.42	49.57	6.55	9.41
LLaMA3-8B-w3	GPTQ	71.11	39.23	69.40	58.24	73.34	52.15	27.41	17.89	55.49	71.17	38.65	9.39	12.28
	OmniQ	57.14	34.45	28.78	20.20	68.12	26.20	25.48	1.82	46.96	59.68	28.16	14.70	20.36
	QuIP	69.61	39.04	67.18	57.38	75.79	52.55	35.14	21.83	54.96	72.01	39.68	8.48	11.70
	AWQ	70.88	39.14	69.67	60.74	77.75	49.18	37.00	21.53	55.43	75.80	44.02	8.16	11.49
LLaMA3-8B-w2	GPTQ	52.80	24.21	0.97	0.17	52.01	23.92	24.07	0.00	27.10	24.83	20.90	934.03	361.33
	OmniQ	50.12	23.06	0.02	0.02	54.08	22.95	23.48	0.00	26.50	28.75	20.39	796.82	2.4e3
	QuIP	51.22	24.02	3.32	1.86	52.83	23.19	21.77	0.08	28.57	26.64	20.05	154.39	106.25
	AWQ	49.01	22.01	0.00	0.00	52.61	24.65	25.11	0.00	25.59	23.99	21.84	1.7e6	2.2e6
LLaMA3-70B-w3	GPTQ	62.04	23.64	26.78	58.55	53.26	71.16	52.90	0.00	50.46	26.60	20.22	5.88	8.44
	OmniQ	49.88	22.78	0.00	0.00	54.30	22.96	23.03	0.00	25.59	25.55	20.31	4.9e4	1.0e5
	QuIP	51.54	27.37	10.38	10.95	59.96	23.11	23.03	0.53	29.65	39.10	18.77	61.04	76.16
	AWQ	78.93	42.01	77.06	71.65	82.26	72.82	59.51	73.46	64.23	84.76	58.11	4.69	7.91
LLaMA3-70B-w2	GPTQ	57.30	33.01	25.60	17.81	56.04	24.17	23.92	0.00	39.90	32.83	18.60	21.64	25.21
	OmniQ	49.64	21.44	0.00	0.00	52.34	22.90	25.63	0.00	25.70	25.04	22.61	2.8e4	5.5e4
	QuIP	49.80	25.55	7.84	9.28	55.60	23.00	23.25	0.00	27.67	29.92	18.69	51.73	54.63
	AWQ	50.28	21.72	0.00	0.00	52.18	24.65	25.11	0.00	25.58	25.42	23.04	1.7e6	1.4e6

Table 9: Detailed performance of the four baselines on LLaMA-3 models.

Models	Methods	WinoG	Race	Lamb-o	Lamb-s	PiQA	MMLU	CEval	GSM8K	HellaS	ARC-e	ARC-c	Wiki	C4
LLaMA3.1-8B-w4	GPTQ	72.93	39.68	74.85	64.69	80.01	61.04	43.54	46.05	59.73	79.88	49.64	6.70	9.56
	OmniQ	70.48	38.47	68.60	60.70	78.94	57.83	43.09	35.41	57.84	78.87	47.53	7.19	10.41
	QuIP	72.69	39.71	67.82	59.38	78.89	57.76	43.39	39.73	57.76	77.95	47.53	7.32	10.40
	AWQ	73.56	39.62	74.36	65.81	80.09	60.80	47.10	45.34	59.44	80.98	50.51	6.66	9.52
LLaMA3.1-8B-w3	GPTQ	73.40	39.43	70.15	59.40	72.25	53.24	33.21	26.91	55.39	74.90	42.85	8.53	11.59
	OmniQ	60.14	37.03	35.46	28.43	71.27	34.85	25.78	4.78	49.78	67.47	33.70	12.30	17.57
	QuIP	70.25	37.70	69.20	59.50	77.15	53.02	37.89	23.73	55.62	77.65	43.86	8.36	11.50
	AWQ	71.03	39.90	68.83	58.99	77.86	54.14	37.22	25.40	55.38	77.23	44.54	8.23	11.58
LLaMA3.1-8B-w2	GPTQ	52.57	23.25	1.13	0.62	52.99	23.89	25.04	0.00	27.03	26.81	21.84	731.53	289.13
	OmniQ	51.14	23.06	0.14	0.04	56.42	22.95	24.22	0.00	26.79	28.84	18.26	538.42	1.2e3
	QuIP	49.80	25.55	3.20	1.73	56.26	23.09	25.33	0.00	28.54	28.07	19.71	294.35	213.72
	AWQ	48.86	21.53	0.00	0.00	52.18	24.65	25.11	0.00	25.62	24.24	22.18	1.6e6	1.9e6
LLaMA3.1-70B-w3	GPTQ	77.90	39.71	75.86	70.10	69.42	71.06	54.46	49.81	63.28	61.99	32.42	5.09	8.07
	OmniQ	50.99	22.11	0.00	0.00	51.63	23.22	24.89	0.00	25.74	25.25	22.01	2.9e4	3.9e4
	QuIP	56.04	27.56	17.99	18.67	64.85	24.52	22.51	1.29	32.80	50.21	22.53	18.99	27.19
	AWQ	77.82	40.77	76.93	70.89	81.23	71.55	58.25	71.87	63.72	83.80	58.02	4.81	7.97
LLaMA3.1-70B-w2	GPTQ	60.54	34.16	33.79	25.48	66.59	26.32	21.99	0.99	42.59	47.01	26.02	19.28	27.09
	OmniQ	48.46	20.96	0.00	0.00	51.14	23.10	24.44	0.00	25.47	25.51	21.25	8.1e4	2.4e5
	QuIP	49.96	28.90	4.95	5.67	58.92	23.05	23.03	0.45	30.72	36.45	19.28	40.35	44.80
	AWQ	49.41	21.44	0.00	0.00	52.07	24.65	25.11	0.00	25.61	25.46	22.87	1.8e6	1.5e6

Table 10: Detailed performance of the four baselines on LLaMA-3.1 models.

Models	Methods	WinoG	Race	Lamb-o	Lamb-s	PiQA	MMLU	CEval	GSM8K	HellaS	ARC-e	ARC-c	Wiki	C4
Mixtral-8 × 7B-w4	GPTQ	75.85	40.19	76.36	71.20	81.66	65.96	44.73	54.06	62.08	83.16	55.20	4.18	7.11
	OmniQ	75.45	40.38	76.36	70.35	81.72	65.46	44.80	53.53	63.15	83.33	54.95	4.18	7.20
	QuIP	57.46	28.13	13.93	12.13	67.25	23.42	22.21	1.06	33.47	56.90	27.22	27.01	33.83
Mixtral-8 × 7B-w3	GPTQ	72.38	39.52	72.46	64.23	80.03	59.66	34.55	35.63	60.53	80.26	50.17	4.99	7.86
	OmniQ	71.51	39.81	67.28	58.78	81.34	57.20	38.04	24.56	58.50	79.17	49.57	5.20	8.62
	QuIP	55.25	27.66	13.88	13.86	62.19	23.10	22.96	0.38	31.69	40.74	20.73	37.52	42.42
Mixtral-8 × 7B-w2	GPTQ	51.85	28.42	13.14	8.67	60.34	24.35	26.00	0.15	34.02	42.55	20.56	21.02	24.81
	OmniQ	49.72	22.49	0.00	0.00	52.18	22.97	23.03	0.00	25.96	26.68	21.33	3.4e3	6.0e3
	QuIP	48.70	24.69	1.82	2.97	55.39	22.98	24.37	0.00	27.55	29.55	20.73	142.09	168.18
DeepSeekMoE-16B-w4	GPTQ	68.59	38.85	72.06	67.81	79.54	37.12	31.43	14.56	57.56	76.26	44.03	6.65	9.25
	OmniQ	68.82	39.14	68.60	62.80	78.35	36.45	34.70	12.96	56.56	74.71	42.83	6.85	9.57
	QuIP	69.53	39.71	69.09	64.64	78.94	35.79	35.59	12.21	56.31	75.34	42.41	7.21	10.01
DeepSeekMoE-16B-w3	GPTQ	67.88	38.28	66.89	60.80	78.56	33.42	29.87	8.87	55.10	73.86	40.27	7.35	10.14
	OmniQ	65.43	35.69	59.56	51.99	77.04	24.87	25.85	5.23	53.99	72.05	37.29	8.01	11.23
	QuIP	68.98	37.41	68.66	59.36	77.09	34.51	31.35	9.55	54.24	73.40	41.47	7.58	10.36
DeepSeekMoE-16B-w2	GPTQ	53.20	28.61	10.63	1.26	62.73	24.75	26.52	0.30	33.30	40.28	23.12	55.45	42.75
	OmniQ	50.67	25.45	2.33	2.33	60.83	23.11	23.11	0.15	30.53	36.15	20.73	72.41	78.40
	QuIP	56.83	30.43	32.95	8.67	67.08	24.01	24.96	0.30	37.91	52.36	25.17	22.40	24.38

Table 11: Detailed performance of the four baselines on MoE LLMs.

Models	Methods	WinoG	Race	Lamb-o	Lamb-s	PiQA	MLLU	CEval	GSM8K	HellaS	ARC-e	ARC-c	Wiki	C4
Mamba-1.4B-w4	GPTQ	59.35	33.30	64.06	55.79	73.39	25.24	22.96	2.05	44.19	64.35	29.61	11.24	14.24
	OmniQ	51.93	28.13	2.99	1.42	59.19	22.92	26.15	0.00	29.08	36.28	24.15	1.1e4	7.3e4
	QuIP	59.35	32.54	59.40	52.01	71.87	25.49	23.03	0.45	42.80	62.79	28.16	13.05	16.00
Mamba-1.4B-w3	GPTQ	57.06	32.25	53.66	45.95	71.93	26.79	22.96	0.99	41.61	60.06	28.67	13.96	17.31
	OmniQ	49.88	26.79	7.86	9.80	59.19	24.90	26.15	0.00	31.85	40.19	24.32	1.7e3	1.6e3
	QuIP	55.56	31.29	51.25	41.72	70.29	25.82	23.03	0.76	39.80	59.47	27.65	16.07	19.20
Mamba-1.4B-w2	GPTQ	51.38	24.50	2.64	1.11	58.05	23.93	22.66	0.00	29.04	35.23	21.33	1.2e3	577.89
	OmniQ	48.78	24.69	0.00	0.00	54.24	23.22	25.78	0.00	26.33	31.36	19.11	3.6e4	2.3e4
	QuIP	52.09	24.59	3.12	1.46	59.47	24.88	22.73	0.00	29.58	35.52	24.15	345.15	229.81
Mamba-2.8B-w4	GPTQ	64.17	32.63	67.53	60.64	74.65	25.56	24.74	1.29	48.53	68.86	33.96	9.88	12.71
	OmniQ	60.30	32.92	43.26	40.42	69.31	23.58	22.88	0.99	41.28	58.96	27.22	18.38	21.94
	QuIP	62.51	33.59	68.62	60.61	73.50	25.97	24.52	1.44	46.57	67.34	31.57	10.89	13.70
Mamba-2.8B-w3	GPTQ	62.59	33.49	63.24	55.00	73.72	25.76	23.18	0.76	46.75	65.91	31.83	11.92	14.78
	OmniQ	56.91	32.15	26.59	21.68	68.01	26.19	25.04	0.15	40.91	56.36	30.29	35.21	38.62
	QuIP	59.91	32.15	55.11	49.82	72.58	26.21	24.29	0.61	45.29	65.74	29.95	12.72	15.57
Mamba-2.8B-w2	GPTQ	49.25	25.26	0.37	0.37	57.34	25.22	23.25	0.00	28.45	35.23	19.88	854.82	537.60
	OmniQ	48.78	22.78	0.64	0.29	56.04	24.85	23.40	0.00	28.47	29.97	20.31	1.7e4	6.7e3
	QuIP	53.43	26.60	12.17	6.13	61.48	23.91	24.15	0.00	32.55	46.30	23.81	136.19	103.70

Table 12: Detailed performance of the four baselines on Mamba.

Models	Methods	VQAv2	GQA	Vizwiz	ScienceQA	TextVQA	POPE	MMBench	MMBench-cn	MM-Vet	Avg.
LLaVA1.5-7B-w4	GPTQ	78.30	61.80	50.79	69.25	57.58	86.90	64.26	55.41	31.40	61.74
	OmniQ	77.80	61.44	49.28	68.12	56.30	87.40	62.89	54.73	33.50	61.27
	QuIP	78.00	61.65	49.77	68.30	57.43	87.20	62.47	54.07	33.00	61.32
	AWQ	78.20	61.73	49.27	69.75	57.67	87.00	64.18	56.70	33.20	61.97
LLaVA1.5-7B-w3	GPTQ	77.06	60.64	52.11	67.72	55.11	84.30	62.03	47.25	28.30	59.36
	OmniQ	76.21	58.07	52.54	62.70	51.98	81.30	59.71	42.78	27.20	56.94
	QuIP	74.50	57.51	53.07	62.61	49.71	87.50	46.31	44.60	29.80	56.18
	AWQ	77.43	60.48	53.61	66.73	55.97	85.80	64.95	52.66	29.20	60.76
LLaVA1.5-7B-w2	GPTQ	41.89	24.65	0.08	1.96	13.65	68.60	0.95	0.69	4.60	17.45
	OmniQ	0.11	0.00	0.00	0.75	0.87	68.00	1.29	1.63	4.80	8.61
	QuIP	47.26	30.83	19.76	20.77	18.45	71.40	4.81	1.80	8.10	24.80
	AWQ	0.00	0.00	0.00	0.00	0.00	68.00	0.00	0.00	0.50	7.61
LLaVA1.5-13B-w3	GPTQ	79.50	62.70	48.67	72.46	59.68	87.00	67.87	60.91	35.00	63.75
	OmniQ	78.80	62.01	50.82	70.55	58.23	89.20	64.52	54.73	32.60	62.38
	QuIP	79.20	62.60	54.45	71.87	59.70	87.90	67.87	58.85	33.70	64.02
	AWQ	78.80	62.69	52.99	71.78	59.84	88.50	67.78	60.05	34.30	64.08
LLaVA1.5-13B-w2	GPTQ	67.15	47.52	37.27	26.88	35.98	88.20	23.54	2.66	16.90	38.46
	OmniQ	0.01	0.00	0.00	0.00	0.00	68.00	1.46	0.77	0.00	7.80
	QuIP	72.40	56.25	50.30	38.65	41.93	76.00	44.76	11.25	18.80	45.59
	AWQ	0.00	0.00	0.00	0.00	0.00	68.00	0.60	0.43	0.90	7.77
VILA1.5-7B-w4	GPTQ	82.18	63.00	64.22	78.76	66.01	87.50	71.39	63.32	40.90	68.59
	OmniQ	81.91	62.95	62.80	78.14	65.69	86.80	70.96	61.77	38.40	67.71
	QuIP	81.22	61.53	56.56	73.38	63.09	87.40	66.15	45.96	36.40	63.52
	AWQ	82.17	63.26	63.87	79.01	65.95	87.80	71.65	63.23	40.00	68.55
VILA1.5-7B-w3	GPTQ	81.10	60.93	61.53	76.35	64.48	83.90	68.56	60.22	36.50	65.95
	OmniQ	80.88	61.58	59.83	74.53	63.27	86.10	67.01	56.62	38.50	65.37
	QuIP	81.11	61.50	57.34	74.29	63.35	83.40	66.19	56.93	36.00	64.46
	AWQ	81.38	62.09	62.06	76.75	64.06	85.80	68.04	58.33	38.20	66.30
VILA1.5-7B-w2	GPTQ	32.81	18.66	4.32	28.20	13.32	66.10	2.23	1.46	6.60	19.30
	OmniQ	40.97	15.88	9.51	2.00	16.09	74.90	4.98	0.34	15.20	19.99
	QuIP	60.13	38.20	23.80	25.47	20.48	79.20	0.86	0.17	16.50	29.42
	AWQ	0.00	0.00	0.00	0.00	0.00	68.00	0.00	0.00	0.00	7.56
VILA1.5-13B-w3	GPTQ	82.30	63.98	62.32	81.58	65.17	86.80	74.31	63.66	43.90	69.33
	OmniQ	80.60	60.35	62.37	78.07	65.00	89.90	70.88	61.94	40.00	67.68
	QuIP	82.20	62.98	63.44	80.92	66.12	86.90	73.02	63.23	41.80	68.96
	AWQ	82.30	63.17	61.75	81.75	66.29	89.20	73.97	66.24	44.50	69.91
VILA1.5-13B-w2	GPTQ	72.70	51.34	45.70	49.78	44.54	80.30	38.66	2.66	27.70	45.93
	OmniQ	0.15	0.00	0.10	0.21	1.75	67.90	1.03	0.26	4.10	8.39
	QuIP	76.30	55.70	46.53	63.17	50.16	82.60	56.01	25.43	31.70	54.18
	AWQ	0.00	0.00	0.00	0.00	0.00	68.00	0.52	0.69	0.00	7.69

Table 13: Detailed performance of the four baselines on Multimodal LLMs.