

# Do we still need Human Annotators? Prompting Large Language Models for Aspect Sentiment Quad Prediction

**Nils Constantin Hellwig**

Media Informatics Group  
University of Regensburg  
Regensburg, Germany  
nils-constantin.hellwig@ur.de

**Jakob Fehle**

Media Informatics Group  
University of Regensburg  
Regensburg, Germany  
jakob.fehle@ur.de

**Udo Kruschwitz**

Information Science Group  
University of Regensburg  
Regensburg, Germany  
udo.kruschwitz@ur.de

**Christian Wolff**

Media Informatics Group  
University of Regensburg  
Regensburg, Germany  
christian.wolff@ur.de

## Abstract

Aspect sentiment quad prediction (ASQP) facilitates a detailed understanding of opinions expressed in a text by identifying the opinion term, aspect term, aspect category and sentiment polarity for each opinion. However, annotating a full set of training examples to fine-tune models for ASQP is a resource-intensive process. In this study, we explore the capabilities of large language models (LLMs) for zero- and few-shot learning on the ASQP task across five diverse datasets. We report F1 scores slightly below those obtained with state-of-the-art fine-tuned models but exceeding previously reported zero- and few-shot performance. In the 40-shot setting on the Rest16 restaurant domain dataset, LLMs achieved an F1 score of 52.46, compared to 60.39 by the best-performing fine-tuned method MVP. Additionally, we report the performance of LLMs in target aspect sentiment detection (TASD), where the F1 scores were also close to fine-tuned models, achieving 66.03 on Rest16 in the 40-shot setting, compared to 72.76 with MVP. While human annotators remain essential for achieving optimal performance, LLMs can reduce the need for extensive manual annotation in ASQP tasks.

## 1 Introduction

Transformer-based large language models (LLMs) have gained significant attention due to their capability to address a broad spectrum of natural language processing (NLP) tasks, such as text summarization, translation, reading comprehension and text classification (Brown et al., 2020; Dubey

et al., 2024). Noteworthy LLMs include Llama-3.1 (Dubey et al., 2024), Gemma-2 (Gemma et al., 2024), and Mixtral (Jiang et al., 2024), which are accessible in various parameter sizes with open model weights and commercial models like GPT-4 (Achiam et al., 2023) and Claude 3 (Anthropic, 2024).

Previous research explored zero- and few-shot scenarios in which the LLM generates outputs with either none or only a few labelled examples provided in the prompt (Gou et al., 2023; Zhang et al., 2024). This eliminates the need for supervised model training, such as for small language models<sup>1</sup> (SLMs) using annotated datasets (Wang et al., 2023c). This approach is particularly appealing because data annotation is often deemed complex and expensive, both in terms of time or financial cost, thereby complicating the development of text classification solutions tailored to specific tasks (Fehle et al., 2023; Gretz et al., 2023; Li et al., 2023).

An extensively studied task in NLP where manual annotations pose significant challenges is aspect-based sentiment analysis (ABSA) (Zhang et al., 2022). This task facilitates the understanding of customer opinions expressed in reviews or feedback (Pontiki et al., 2014). Unlike traditional sentiment classification, which assigns a single sentiment label (commonly positive, negative, or neutral) to an entire text document, ABSA requires

<sup>1</sup>There is no universally accepted definition for categorizing language models as small or large. As handled by Zhang et al. (2024), models with fewer than 1 billion parameters are considered small, while those with 1 billion or more parameters are classified as large.

annotators to identify all aspects within the text and determine the sentiment associated with each one (Zhang et al., 2022).

A prominent subtask of ABSA is aspect sentiment quad prediction (ASQP), which provides exceptionally detailed insights into the author’s opinions by identifying four sentiment elements for each opinion: aspect term ( $a$ ), aspect category ( $c$ ), sentiment polarity ( $p$ ) and opinion term ( $o$ ) (Zhang et al., 2021a). Consequently, the annotation process for training examples is highly demanding, particularly when multiple opinions need to be annotated within a single text.

Previous research has predominantly concentrated on 0- to 10-shot learning, exclusively utilizing the English-language restaurant domain datasets Rest15 and Rest16 introduced by Zhang et al. (2021a).

In this study, we extend the analysis to include up to 50 few-shot examples and evaluate the approach on a diverse series of five datasets. The datasets utilized in this work include Rest15 and Rest16, introduced by Zhang et al. (2021b) and we incorporate the OATS dataset by Chebolu et al. (2024), which consists of hotel reviews from TripAdvisor and online learning reviews collected from Coursera. Finally, we introduce a novel ASQP dataset, comprising annotated sentences from airline reviews, which is published as part of this work.

We considered the following research questions:

- RQ1:** How does varying the number of few-shot examples (from 0 to 50) impact performance on the ASQP task?
- RQ2:** How do LLMs perform on the ASQP task compared to SLMs trained on annotated examples?
- RQ3:** Does self-consistency (SC) prompting (Wang et al., 2022a), where multiple outputs are generated from the same prompt and the most consistent response is selected, improve performance on the ASQP task?

We employed Google’s Gemma-2-27B (Gemma et al., 2024) and report the performance for the smaller-sized Gemma-2-9B. In addition, we report the LLMs’ performance on the target aspect sentiment detection (TASD) task, which focuses on the identification of ( $a, c, p$ )-triplets. All code and results of this study is publicly available on GitHub<sup>2</sup>.

<sup>2</sup><https://anonymous.4open.science/r/llm-absa-quad-zero>

## 2 Related Work

### 2.1 Aspect Sentiment Quad Prediction

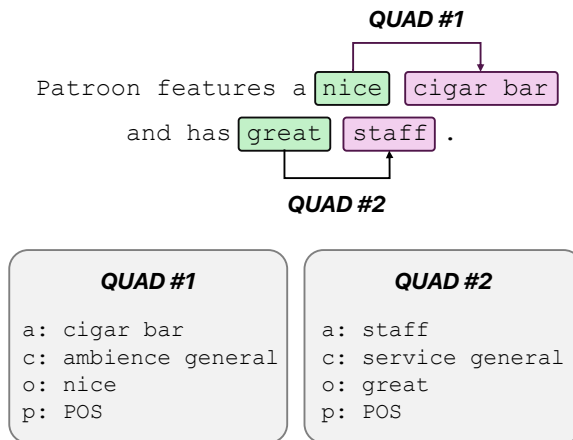


Figure 1: Annotated example for ASQP from Rest16 (Zhang et al., 2021a). One or multiple opinion-quadruple annotations are assigned to each sentence.

The development of methodologies for addressing the ASQP task was strongly influenced by the work of Zhang et al. (2021a), which introduced two annotated datasets for the ASQP task, Rest15 and Rest16. An example of such annotations is illustrated in Figure 1. Both datasets comprise annotated sentences derived from restaurant reviews. The annotations are sourced from the SemEval Shared Task datasets from 2015 and 2016 (Pontiki et al., 2015, 2016), which originally included only ( $a, c, p$ )-triplets and thus did not include annotations for opinion terms.

Since the release of Rest15 and Rest16, generative methods within a unified framework have emerged as the state-of-the-art (SOTA) approach for the ASQP task. Various strategies have been explored to generate sentiment elements in specific formats that exploit label semantics. These include approaches employing structured extraction schemas (Lu et al., 2022), sequential representations of sentiment elements (Gou et al., 2023) and natural language formats (Gou et al., 2023; Liu et al., 2021), wherein quadruples are systematically converted into natural language sentences. Performance scores for these methods are presented in Table 1.

All the aforementioned approaches rely on small text generation models, such as t5-base (Raffel et al., 2020), which utilizes an encoder-decoder architecture based on the transformer architecture (Vaswani, 2017). The t5-base model, comprising

Strategy	Method	ASQP		TASD	
		Rest15	Rest16	Rest15	Rest16
<b>Zero-shot learning</b>	gpt-3.5-turbo, 0-shot (uncased) (Gou et al., 2023)	22.87	-	-	34.08
	gpt-3.5-turbo, 0-shot (Zhang et al., 2024)	10.46	14.02	-	-
	text-davinci-003, 0-shot (Zhang et al., 2024)	13.73	18.18	-	-
	ChatABSA, 0-shot (Bai et al., 2024)	<b>27.11</b>	<b>30.42</b>	<b>39.21</b>	<b>41.28</b>
<b>Few-shot learning</b>	gpt-3.5-turbo, 1-shot (Zhang et al., 2024)	30.15	31.98	-	-
	gpt-3.5-turbo, 5-shot (Zhang et al., 2024)	31.21	38.01	-	-
	gpt-3.5-turbo, 10-shot (uncased) (Gou et al., 2023)	<b>34.27</b>	-	-	46.51
	gpt-3.5-turbo, 10-shot (Zhang et al., 2024)	30.92	<b>40.15</b>	-	-
	ChatABSA, 1-shot (Bai et al., 2024)	28.13	33.84	37.23	41.92
	ChatABSA, 5-shot (Bai et al., 2024)	33.26	31.92	43.00	45.04
	ChatABSA, 10-shot (Bai et al., 2024)	32.14	33.26	<b>45.93</b>	<b>47.00</b>
<b>Fine-tuning</b>	TAS-BERT (Wan et al., 2020)	34.78	43.71	57.51	65.89
	Extract-Classify (Cai et al., 2021)	36.42	43.77	-	-
	GAS (Zhang et al., 2021b)	45.98	56.04	60.63	68.31
	Paraphrase (Zhang et al., 2021a)	46.93	57.93	63.06	71.97
	DLO (Hu et al., 2022)	48.18	59.79	62.95	71.79
	MVP (Gou et al., 2023)	<b>51.04</b>	<b>60.39</b>	<b>64.53</b>	<b>72.76</b>

Table 1: Performance on the ASQP and TASD task. F1 scores of both LLM-based and fine-tuned approaches from related work.

223 million parameters, is fine-tuned specifically for the ASQP task.

## 2.2 Large Language Models for Aspect-based Sentiment Analysis

The zero- and few-shot capabilities of LLMs have been demonstrated across various NLP tasks, e.g. question answering (Chada and Natarajan, 2021; Brown et al., 2020), named entity recognition (Cheng et al., 2024; Wang et al., 2023b), information retrieval (Faggioli et al., 2023; Wang et al., 2022b) or sentiment analysis (Zhang et al., 2024). In many cases, these models have achieved performance scores comparable to fine-tuned approaches, with few-shot learning often outperforming zero-shot learning.

In the domain of ABSA, LLMs have been employed in both zero- and few-shot settings. However, these efforts were constrained to a maximum of 10 few-shot examples within the prompt’s context, addressing both ASQP and ABSA tasks with fewer sentiment elements (Conneau, 2019; Gou et al., 2023; Zhang et al., 2024).

Zhang et al. (2024) employed OpenAI’s gpt-3.5-turbo (Brown et al., 2020) for End-to-End ABSA (E2E-ABSA, focus on  $(a, p)$  pairs) and achieved an F1 score of 54.46 and 63.30 on the Rest14 dataset (restaurant domain) from Pontiki et al. (2014) for zero- and 10-shot learning, respectively. A fine-tuned t5-large model (Raffel et al., 2020) achieved

a slightly higher F1 score of 75.31. Similarly, Wu et al. (2024) analysed multiple open source LLMs with less than 10 billion parameters, as well as commercial LLMs for multilingual E2E-ABSA in a zero-shot setting. In multilingual ABSA, applying prompting strategies such as chain-of-thought (CoT) prompting did not improve performance when averaged across the LLMs considered. However, the best performing LLM, GPT-4o-CoT, achieved an F1 score of 52.81 which is slightly below the performance of the most performant fine-tuned model XLM-R (Conneau, 2019) (68.86). Wu et al. (2024) also evaluated a self-consistency (SC) prompting strategy, where the most frequent label across five generated outputs was selected as the final label. SC did not lead to an improvement in the performance.

With regard to the ASQP task, Zhang et al. (2024) achieved F1 scores below 20 for both Rest15 and Rest16 (see Table 1). Performance was improved to F1 scores above 30 on both Rest15 and Rest16 by providing 1, 5 or 10 few-shot examples.

Gou et al. (2023) surpassed the performance reported by Zhang et al. (2024) and reported an F1 score of 22.87 (zero-shot) and 34.27 (10-shot) on the Rest16 dataset, slightly exceeding the performance reported by Zhang et al. (2024). Notably, Gou et al. (2023) presented the sentences to be annotated and few-shot examples in an uncased format within the prompt, differing from the ap-

proach by Zhang et al. (2024). Furthermore, the task descriptions were formatted differently, with Gou et al. (2023) offering descriptions on each of the four sentiment elements considered in the respective ABSA task. Bai et al. (2024) adopted a distinct approach (referred to as ChatABSA) to processing its outputs, leading to performance improvements in the zero-shot setting but not in the few-shot setting. In the prompt, it was stated that the output should be in the JSON format. Furthermore, predicted aspect terms or opinion terms that were not explicitly mentioned in the original sentence were systematically set to null.

In summary, previous studies demonstrated that few-shot learning massively boosts performance in ABSA tasks but did not exceed the performance of models fine-tuned on annotated examples.

### 3 Methodology

We utilized LLMs to tackle the ASQP task across 0-, 10-, 20-, 30-, 40-, and 50-shot settings on different datasets. The performance is compared to that achieved using a dedicated training set to fine-tune smaller pre-trained language models. Furthermore, we report performance results for the T ASD task.

#### 3.1 Evaluation

##### 3.1.1 Datasets

Table 2 presents an overview of the datasets used in this study, including Rest15 and Rest16, along with three additional datasets covering diverse domains.

**Rest15 & Rest16:** ASQP annotations originate from Zhang et al. (2021a) and the T ASD annotations from Wan et al. (2020). This ensured comparability with the performance scores reported in previous research.

**FlightABSA:** A novel dataset containing 1,930 sentences annotated for ASQP. Properties of the annotated dataset are provided in Appendix B.

**OATS Hotels & OATS Coursera:** We utilized a subset of two corpora recently introduced by Chebolu et al. (2024) comprising ASQP-annotated sentences from reviews on hotels and e-learning courses. A detailed description of the data pre-processing for the OATS datasets can be found in Appendix A.

For the T ASD task, we removed the opinion terms from the quadruples in annotations from FlightABSA, OATS Coursera and OATS Hotels. Subsequently, any duplicate triplets ( $a, c, p$ ) that appeared twice in a sentence were discarded.

##### 3.1.2 Setting

For evaluation, the test dataset was considered for all datasets. An LLM was prompted five times with different seeds (0 to 4) for each combination of ABSA task (ASQP and T ASD), dataset and amount of random few-shot examples (0, 10, 20, 30, 40 or 50) taken from the training set in order to get five label predictions. For all seeds, the same few-shot examples were used; however, they were shuffled differently for each prompt execution. The average performance across all five runs is reported.

##### 3.1.3 Metrics

As in previous works in the field of ABSA, we report the micro-averaged F1 score as well as precision and recall to assess the model’s performance. The F1 score is the harmonic mean of precision and recall. Precision measures the proportion of correctly predicted positive instances out of all instances predicted as positive (Jurafsky and Martin, 2024, p. 67). Recall quantifies the proportion of correctly predicted positive instances out of all actual positive instances in the dataset (Jurafsky and Martin, 2024, p. 67).

Similar to Zhang et al. (2021a), a quad prediction was considered correct if all the predicted sentiment elements are exactly the same as the gold labels. Recognizing the potential interest in class-level performance metrics for subsequent research, we have shared the predicted labels for every evaluated setting in our GitHub repository, allowing detailed class-level analysis.

#### 3.2 Large Language Models

We employed Gemma-2-27B<sup>3</sup> by Google, which comprises 27.2 billion parameters (Gemma et al., 2024). Ollama<sup>4</sup> was employed for inference, and the LLMs were loaded with 4-bit quantization. The model was chosen for its efficiency in terms of generated tokens per second, which is a critical factor given the extensive prompt execution requirements. Notably, our study required over 342,720 prompts to be executed, with many few-shot learning prompts encompassing over a thousand tokens. For larger models, such as Llama-3.3-70B Dubey et al. (2024), the required computational costs would have been hardly feasible with our resources. For comparison purposes, we also report perfor-

<sup>3</sup>google/gemma-2-27b: <https://ollama.com/library/gemma2:27b>

<sup>4</sup>ollama: <https://ollama.com>

	Rest15	Rest16	FlightABSA	OATS Coursera	OATS Hotels
# Train	834	1,264	1,351	1,400	1,400
# Test	537	544	387	400	400
# Dev	209	316	192	200	200
# Aspect Categories	13	13	13	28	33
Language	en	en	en	en	en
Domain	restaurant	restaurant	airline	e-learning	hotel

Table 2: Overview of all ASQP datasets considered for evaluation. The datasets cover a range of different numbers of considered aspect categories and domains.

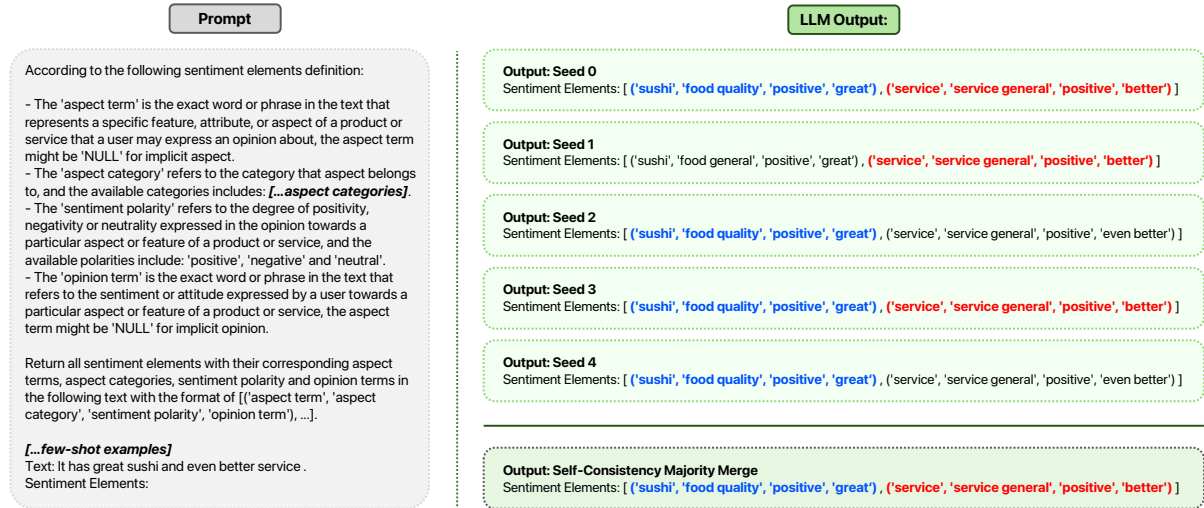


Figure 2: The prompt includes both a task description and specification of the output format. The LLM is run with five different seeds and in the case of self-consistency prompting, the tuple that appears most often across the five predictions is incorporated into the final label.

mance for the smaller-sized LLM, Gemma-2-9B<sup>5</sup>.

The experiments were conducted on two NVIDIA RTX A5000 GPUs equipped with 24 GB of VRAM each. The LLM’s temperature parameter was set to 0.8 and generation was terminated upon encountering the closing square bracket character ("]") signifying the ending of a predicted label.

### 3.3 Prompt

#### 3.3.1 Components

We adopted the prompting framework introduced by Gou et al. (2023) with some modifications. The employed prompt is illustrated in Figure 3.1.3 and an example is provided in Appendix C. The main components of the prompt include a list of explanation on all considered sentiment elements and the specification of the output format.

Unlike Gou et al. (2023), our prompt instructs the LLM to pay attention to case sensitivity when returning aspect and opinion terms. Hence, the identified phrases should appear in the predicted

tuple as they do in the sentence, similar to all supervised approaches mentioned in the related work section. Therefore, in the prompt, we clearly stated that the exact phrases should appear in the predicted label.

Since we execute each prompt with five different seeds, we also report the performance when employing the self-consistency prompting technique introduced by Wang et al. (2022a). The key idea is to select the most consistent answer from multiple prompt executions. We adapted the approach for ABSA by incorporating a tuple into the merged label if it appears in the majority of the predicted labels. As illustrated in Figure 3.1.3, this corresponds to a tuple appearing in at least 3 out of 5 predicted labels.

#### 3.4 Output Validation

Since LLMs such as Gemma-2-27B cannot be strictly constrained to a fixed output format, we programmatically validated the output of the LLM. For the predicted label, several criteria needed to be met for the generation to be considered valid:

<sup>5</sup>google/gemma-2-9b: <https://ollama.com/library/gemma2:9b>

- **Format:** The output must be a list of one or more tuples consisting of strings (quadruples for ASQP, triplets for TASD).
- **Sentiment:** The sentiment must be either 'positive', 'negative' or 'neutral'.
- **Aspect category:** Only the categories considered for the respective dataset and thus being mentioned in the prompt should be predicted as a part of a tuple.
- **Aspect and opinion terms:** Both must appear in the given sentence as predicted.

If any of the specified criteria for reasoning or label validation is not met, a regeneration attempt was triggered. If the predicted label was still invalid after 10 attempts, an empty label ([]) was considered as the predicted label.

### 3.5 Baseline Model

We compared the previously mentioned zero- and few-shot conditions against three SOTA baseline approaches, which are, the three best-performing methods for ASQP and TASD on the Rest15 and Rest16 datasets: Paraphrase (Zhang et al., 2021a), DLO (Hu et al., 2022) and MVP (Gou et al., 2023).

**Paraphrase (Zhang et al., 2021a):** *Paraphrase* is used to linearize sentiment quads into a natural language sequence to construct the input target pair.

**DLO (Hu et al., 2022):** *Dataset-level order* is a method designed for ASQP that leverages the order-free property of quadruplets. It identifies and utilizes optimal template orders through entropy minimization and combines multiple effective templates for data augmentation.

**MVP (Gou et al., 2023):** *Multi-view-Prompting* introduces element order prompts. The language model is guided to generate multiple sentiment tuples, with a different element order each, and then selects the most reasonable tuples by a voting mechanism. This method is highly resource-intensive, as multiple input-output pairs are created for each example in the train set, each comprising different sentiment element positions.

For all three approaches, we conducted training using the entire dataset and performed training with

only 10, 20, 30, 40, or 50 training examples equally to the ones employed for the few-shot learning conditions. Training was conducted using five different random seeds (0 to 4). Moreover, to facilitate comparisons across datasets, we trained models using 800 training examples, as this represents the largest multiple of 100 examples available for all train sets (900 training examples are not available for Rest15). The results obtained using the full training sets of Rest15 and Rest16 were extracted from the works of Zhang et al. (2021a), Hu et al. (2022), and Gou et al. (2023).

For all methods, we used the hyperparameter configurations used by Zhang et al. (2021a), Hu et al. (2022) and Gou et al. (2023). The only exception was the 10-shot condition, where batch size was set to 8 instead of 16, as the limited number of examples (10) could not form a batch of 16 examples.

## 4 Results

The performance scores for the evaluated configurations are shown in Table 3 for the ASQP task and in Appendix D for the TASD task. Detailed performance scores focusing on individual sentiment elements are provided in Appendix E. Notably, for both tasks, we performed t-tests with Bonferroni correction ( $p_{adj} < .05$ ) to examine whether significant differences exist between the F1 scores of the evaluated conditions (corresponding to the number of rows in Figure 3). No significant differences were observed.

**Performance gains with an increasing number of few-shot examples.** In most cases, increasing the number of few-shot examples resulted in incremental improvements in F1 scores across both ASQP and TASD tasks. The difference between zero- and few-shot prompting is substantial. For instance, on the Rest16 dataset under the SC prompting condition, the F1 score improved from 38.60 (0-shot) to 52.46 (40-shot). To further highlight this trend, we provide line plots (see Figure F) that depict the influence of the number of few-shot examples on the F1 scores across all tasks, datasets, and models.

**LLM performance slightly lower compared to SOTA fine-tuned approaches.** For both TASD and ASQP, the performance achieved through zero- and few-shot prompting did not surpass that obtained when the entire training set was utilized. However, the best F1 scores achieved by Gemma-

Method	Prompting # Few-Shot / Strategy # Train	Rest15			Rest16			FlightABSA			OATS Coursera			OATS Hotels			
		F1	Pre	Rec	F1	Pre	Rec	F1	Pre	Rec	F1	Pre	Rec	F1	Pre	Rec	
			0	13.26	14.11	12.50	16.94	17.86	16.12	33.41	35.68	31.42	9.58	9.52	9.64	21.06	24.76
Gemma-2-9B	10	20.09	18.78	21.61	20.61	19.34	22.05	23.84	24.32	23.39	5.78	5.43	6.18	17.95	20.97	15.70	
	20	23.85	23.31	24.43	27.22	26.41	28.09	24.05	23.94	24.17	8.80	8.49	9.12	21.58	22.65	20.61	
	30	25.62	25.12	26.14	31.66	31.00	<b>32.37</b>	29.87	29.74	30.00	11.65	11.29	12.03	23.69	25.33	22.25	
	40	26.31	25.73	26.92	30.07	29.69	30.46	31.56	31.40	31.73	12.28	12.21	<b>12.35</b>	25.13	27.43	23.19	
	50	27.32	27.01	<b>27.65</b>	31.89	31.43	<b>32.37</b>	33.77	33.14	<b>34.44</b>	11.73	11.51	11.95	27.23	30.11	<b>24.85</b>	
	SC	0	14.58	17.12	12.70	16.82	19.76	14.64	36.86	43.08	32.20	11.24	13.64	9.56	21.74	28.77	17.48
		10	26.84	49.83	18.36	25.63	49.64	17.27	30.12	62.57	19.83	3.29	20.00	1.79	21.75	47.00	14.15
		20	30.56	56.04	21.01	34.76	57.51	24.91	31.58	60.58	21.36	10.82	43.66	6.18	26.92	58.60	17.48
		30	33.74	55.98	24.15	39.53	59.75	29.54	38.73	<b>62.98</b>	27.97	<b>18.78</b>	<b>54.29</b>	11.35	30.75	<b>60.08</b>	20.67
		40	<b>35.48</b>	<b>57.46</b>	25.66	37.79	56.93	28.29	39.54	60.70	29.32	15.75	49.47	9.36	30.61	57.92	20.80
50	34.19	57.06	24.40	<b>40.56</b>	<b>59.90</b>	30.66	<b>40.68</b>	61.72	30.34	16.34	45.45	9.96	<b>31.65</b>	57.93	21.78		
Gemma-2-27B	0	27.74	26.80	28.75	35.79	34.80	36.85	37.09	37.13	37.05	11.74	10.71	12.99	27.51	28.62	26.49	
	10	35.48	33.38	<b>37.86</b>	37.73	35.71	40.00	40.74	40.18	41.32	18.08	17.05	19.24	28.78	30.45	27.30	
	20	33.01	32.14	33.94	44.01	42.13	46.08	38.67	38.04	39.32	20.03	19.15	21.00	31.95	32.62	31.32	
	30	35.21	34.12	36.38	44.92	43.22	46.76	43.54	42.59	44.54	21.14	20.28	22.07	36.05	36.69	<b>35.42</b>	
	40	36.19	34.69	37.84	46.71	45.22	48.31	42.01	41.21	42.85	21.40	20.63	<b>22.23</b>	34.26	34.85	33.70	
	50	36.31	34.97	37.76	46.14	45.12	47.21	44.05	42.70	<b>45.49</b>	21.23	20.42	22.11	35.05	36.58	33.65	
	SC	0	29.74	30.74	28.81	38.60	40.14	37.17	38.96	41.21	36.95	13.40	13.89	12.95	29.27	32.49	26.63
		10	39.34	41.69	37.23	41.11	43.72	38.80	44.44	50.00	40.00	22.81	28.70	18.92	30.92	38.59	25.80
		20	36.35	40.72	32.83	48.48	51.33	45.93	43.21	48.72	38.81	25.67	33.23	20.92	38.84	48.06	32.59
		30	40.33	45.10	36.48	49.73	53.21	46.68	49.15	55.56	44.07	26.24	34.64	21.12	<b>40.75</b>	49.41	34.67
40		<b>41.50</b>	46.49	37.48	<b>52.46</b>	55.87	<b>49.44</b>	47.13	53.08	42.37	25.22	34.98	19.72	39.64	49.28	33.15	
50	40.62	<b>46.66</b>	35.97	51.24	<b>56.97</b>	46.56	<b>49.91</b>	<b>56.14</b>	44.92	<b>27.20</b>	<b>36.99</b>	21.51	40.24	<b>52.57</b>	32.59		
MVP (Gou et al., 2023)	10	10.58	12.00	9.46	12.37	14.40	10.84	9.38	11.66	7.84	12.88	14.46	11.62	6.98	8.42	5.97	
	20	18.71	21.22	16.73	21.49	24.30	19.27	14.27	17.43	12.09	18.85	20.79	17.25	14.30	16.03	12.92	
	30	24.36	26.54	22.52	27.58	30.83	24.96	22.53	26.82	19.42	21.32	23.25	19.68	20.89	23.17	19.03	
	40	25.95	27.72	24.40	32.72	33.56	31.94	28.15	32.17	25.03	20.21	22.02	18.68	24.71	27.00	22.78	
	50	30.20	31.07	29.38	33.32	34.75	32.02	33.12	35.09	31.38	22.07	24.16	20.32	29.91	33.08	27.31	
	800	50.02	<b>48.99</b>	<b>51.09</b>	58.09	<b>56.31</b>	<b>59.97</b>	57.46	<b>56.23</b>	58.74	30.26	29.91	30.62	53.37	52.41	54.36	
	Full	<b>51.04</b>	-	-	<b>60.39</b>	-	-	<b>57.90</b>	56.09	<b>59.83</b>	<b>32.50</b>	<b>32.04</b>	<b>32.97</b>	<b>55.03</b>	<b>54.38</b>	<b>55.69</b>	
DLO (Hu et al., 2022)	10	3.88	4.14	3.65	4.49	4.79	4.23	4.46	5.63	3.69	5.88	6.62	5.30	3.60	3.89	3.36	
	20	12.38	14.80	10.64	14.01	14.56	13.52	9.67	12.15	8.03	10.28	11.16	9.52	7.53	6.47	9.10	
	30	18.94	18.34	19.62	23.62	24.37	22.93	17.43	18.98	16.14	16.92	17.59	16.29	17.80	17.45	18.17	
	40	22.93	21.88	24.10	26.72	25.73	27.78	24.31	26.76	22.27	16.99	18.04	16.06	23.29	23.95	22.69	
	50	27.93	25.94	30.26	29.63	29.23	30.06	28.81	28.14	29.53	19.87	21.64	18.37	28.14	29.46	26.93	
	800	<b>48.76</b>	<b>47.54</b>	<b>50.04</b>	58.59	56.65	60.68	56.91	55.33	58.58	29.96	29.54	30.40	53.97	53.23	54.73	
	Full	48.18	47.08	49.33	<b>59.79</b>	<b>57.92</b>	<b>61.80</b>	<b>58.61</b>	<b>56.85</b>	<b>60.47</b>	<b>32.01</b>	<b>31.48</b>	<b>32.55</b>	<b>55.62</b>	<b>54.45</b>	<b>56.84</b>	
Paraphrase (Zhang et al., 2021a)	10	1.32	1.64	1.11	3.56	4.02	3.23	3.44	4.34	2.85	4.75	5.35	4.26	2.63	3.66	2.06	
	20	5.48	6.78	4.60	11.14	10.54	11.91	3.48	4.39	2.88	9.51	10.64	8.61	5.34	6.36	4.65	
	30	9.47	9.54	9.46	7.18	8.44	6.28	3.60	4.55	2.98	11.39	12.84	10.24	5.13	6.48	4.26	
	40	17.61	17.07	18.19	20.15	20.69	19.67	13.81	15.09	12.78	16.43	17.79	15.26	14.96	15.99	14.08	
	50	25.55	24.58	26.62	23.50	23.75	23.25	17.98	18.58	17.42	19.38	20.72	18.21	23.09	23.67	22.59	
	800	46.32	45.61	47.07	56.88	55.65	58.17	54.96	54.10	55.86	30.79	30.63	30.96	53.65	52.57	54.77	
	Full	<b>46.93</b>	<b>46.16</b>	<b>47.72</b>	<b>57.93</b>	<b>56.63</b>	<b>59.30</b>	<b>57.76</b>	<b>57.37</b>	<b>58.17</b>	<b>32.34</b>	<b>32.06</b>	<b>32.63</b>	<b>53.87</b>	<b>52.61</b>	<b>55.19</b>	

Table 3: Performance scores for ASQP. For the Rest15 and Rest16 datasets, performance scores achieved when employing the full training set ("Full") are taken from Gou et al. (2023), Hu et al. (2022) and Zhang et al. (2021b) for MVP, DLO and Paraphrase, respectively. The best score achieved by a method is presented in bold.

2-27B in the T ASD task were often close to those achieved by fine-tuned approaches employing 800 or all examples from the training set. For example, on the Rest16 dataset, Gemma-2-27B achieved 66.03, which is slightly below the best F1 score achieved by a fine-tuned approach (MVP: 72.76). In case only 10 to 50 annotated examples were available for prompting or training, few-shot prompting consistently outperformed fine-tuning approaches across all sample sizes, with only a few exceptions.

**Massive performance enhancements achieved through self-consistency.** SC enabled considerable boosts of the F1 score, regardless of the amount of few-shot examples. However, recall was occasionally better without SC. Precision, on the

other hand, was improved with SC in both tasks and across datasets. For instance, in the case of Gemma-2-9B, precision was increased by more than 20 percentage points in several instances.

**The LLM’s parameter size matters.** Gemma-2-9B demonstrated lower performance in terms of F1 scores for both ASQP and T ASD. Across the five datasets, the F1 scores in the ASQP task were approximately 10 percentage points lower when using Gemma-2-9B instead of Gemma-2-27B. For example, on the Rest15 dataset, the best F1 score achieved with Gemma-2-9B was 35.48, while the best score for Gemma-2-27B was 41.50. Nonetheless, respectable F1 scores were still achieved with Gemma-2-9B, approaching to 50 (e.g., 49.96 for Rest15) and surpassing 50 (e.g., 54.77 for T ASD

on Rest16).

**Lower performance in identifying opinion terms compared to other sentiment elements.** As shown in the tables in Appendix E, performance in identifying sentiment (positive, negative, or neutral) is highly performant, with F1 scores exceeding 90. However, performance in identifying aspect and opinion terms is comparatively much lower.

## 5 Discussion

The results demonstrate performance improvements in F1 scores for both ASQP and T ASD as the number of few-shot examples increases, highlighting the gap between zero- and few-shot prompting. In this chapter, we put the results of this work into the context of previous research and provide an outlook on the direction of future work.

**New SOTA performance of LLMs.** The performance scores reported in previous studies by Gou et al. (2023), Zhang et al. (2024) and Bai et al. (2024) for the ASQP task on the Rest15 and Rest16 datasets fall below those achieved by Gemma-2-27B in both zero- and 10-shot learning settings. The only exception is the T ASD and Rest15, where ChatABSA (Bai et al., 2024) marginally outperforms Gemma-2-27B in zero-shot learning, with an F1 score of 39.21 compared to Gemma-2-27B’s F1 scores of 37.08 (with SC) and 35.98 (without SC). In contrast, on Rest16, Gemma-2-27B demonstrates a substantial advantage, achieving F1 scores of 53.13 (with SC) and 50.89 (without SC), exceeding ChatABSA’s F1 score of 41.28. Unlike prior studies, which have primarily evaluated up to 10-shot settings, we extended the investigation to a 10- to 50-shot setting for the first time. In this expanded range, Gemma-2-27B achieved notable F1 scores exceeding 50 for the ASQP task (e.g., Rest16 with SC: 52.46) and surpassing 60 for the T ASD task (e.g., Rest16 with SC: 66.03). Notably, these substantial gains are primarily attributed to the use of SC prompting. Furthermore, this is in contrast to the work of Wu et al. (2024), whose SC approach for E2E-ABSA did not lead to an improvement in performance.

**Model size and prompting strategy affect few-shot performance.** Although Gemma-2-27B achieved competitive results in both ASQP and T ASD, its performance remained slightly below fine-tuned SOTA approaches such as those by Gou et al. (2023), Zhang et al. (2021b), and Hu et al. (2022) when full training sets were employed.

However, in scenarios with limited annotated examples, few-shot prompting consistently outperformed fine-tuning. The parameter size of the model also influenced performance, with Gemma-2-27B consistently outperforming its smaller counterpart, Gemma-2-9B.

**Directions for enhancing low-resource task performance.** Building on the promising results of this study, future research could focus on improving low-resource task performance through advanced prompt engineering techniques. Approaches such as chain-of-thought prompting (Wei et al., 2022) or plan-and-solve prompting (Wang et al., 2023a), which allowed for performance gains in other NLP tasks, hold significant potential. Furthermore, refining annotation guidelines or representing labels as natural language text, as proposed by Zhang et al. (2021b), could contribute to improved outcomes. Bigger LLMs, e.g. with 70B parameters, may provide additional performance benefits, given that our 27B model demonstrated superior results compared to the 9B variant.

**Exploring less complex tasks and many-shot learning.** In a broader context, future research could extend our approach to less complex tasks, in terms of the amount of considered sentiment elements, such as E2E-ABSA or aspect category sentiment analysis (ACSA) which focuses on aspect category and the sentiment expressed towards them. Beyond the low-resource setting considered in this study, one could explore the so-called "many-shot in-context learning" paradigm described by Agarwal et al. for ABSA, where hundreds or even the full training set is provided in the prompt. Observing that our approach achieved performance scores on the T ASD task close to fine-tuned models, future work could investigate whether further increasing the number of shots lead to surpassing fine-tuned approaches.

## Limitations

This study evaluated the performance of LLMs on ASQP tasks across a broad selection of datasets, few-shot settings, and LLM configurations. However, a limitation of this work is the selection of employed LLMs. We only employed LLMs comprising 9 or 27 billion parameters. Bigger-sized models such as Llama-3-70B (Dubey et al., 2024) or commercial models were not considered due to their prohibitive computational and financial costs. In order to evaluate each setting for a considered



LLM, we executed a total of 171,360 prompts. Due to the amount of tokens in each prompt, the associated cost implications are substantial: about 191 hours (8 days) for Gemma-2-27B and 120 hours (5 days) for Gemma-2-9B. Hence, the time would further increase with an even bigger LLM in terms of parameter size. For commercial models such as GPT-4, executing all prompts would result in massive costs.

Finally, we must highlight the issue of potential data contamination, as it is the case for the previous studies introduced in the related work section. Meaning, it cannot be ruled out that the publicly available annotated datasets used in this study (except for FlightABSA) were included in the training data for both Gemma-2-9B and Gemma-2-27B.

## Ethics Statement

All results and code used in this study are publicly available. The dataset we introduced, FlightABSA, is available upon request. We want to prevent the annotated dataset from being available online and then being inadvertently collected for pre-training LLMs.

## References

- Josh Achiam, Steven Adler, Sandhini Agarwal, Lama Ahmad, Ilge Akkaya, Florencia Leoni Aleman, Diogo Almeida, Janko Altenschmidt, Sam Altman, Shyamal Anadkat, et al. 2023. Gpt-4 technical report. *arXiv preprint arXiv:2303.08774*.
- Rishabh Agarwal, Avi Singh, Lei M Zhang, Bernd Bohnet, Luis Rosias, Stephanie CY Chan, Biao Zhang, Aleksandra Faust, and Hugo Larochelle. Many-shot in-context learning. In *ICML 2024 Workshop on In-Context Learning*.
- AI Anthropic. 2024. The claude 3 model family: Opus, sonnet, haiku. *Claude-3 Model Card*, 1.
- Yinhao Bai, Zhixin Han, Yuhua Zhao, Hang Gao, Zhuowei Zhang, Xunzhi Wang, and Mengting Hu. 2024. Is compound aspect-based sentiment analysis addressed by llms? In *Findings of the Association for Computational Linguistics: EMNLP 2024*, pages 7836–7861.
- Tom Brown, Benjamin Mann, Nick Ryder, Melanie Subbiah, Jared D Kaplan, Prafulla Dhariwal, Arvind Neelakantan, Pranav Shyam, Girish Sastry, Amanda Askell, et al. 2020. Language models are few-shot learners. *Advances in neural information processing systems*, 33:1877–1901.
- Hongjie Cai, Rui Xia, and Jianfei Yu. 2021. Aspect-category-opinion-sentiment quadruple extraction with implicit aspects and opinions. In *Proceedings of the 59th Annual Meeting of the Association for Computational Linguistics and the 11th International Joint Conference on Natural Language Processing (Volume 1: Long Papers)*, pages 340–350.
- Rakesh Chada and Pradeep Natarajan. 2021. Fewshotqa: A simple framework for few-shot learning of question answering tasks using pre-trained text-to-text models. *arXiv preprint arXiv:2109.01951*.
- Siva Uday Sampreeth Chebolu, Franck Dernoncourt, Nedim Lipka, and Tamar Solorio. 2024. Oats: A challenge dataset for opinion aspect target sentiment joint detection for aspect-based sentiment analysis. In *Proceedings of the 2024 Joint International Conference on Computational Linguistics, Language Resources and Evaluation (LREC-COLING 2024)*, pages 12336–12347.
- Qi Cheng, Liqiong Chen, Zhixing Hu, Juan Tang, Qiang Xu, and Binbin Ning. 2024. A novel prompting method for few-shot ner via llms. *Natural Language Processing Journal*, 8:100099.
- A Conneau. 2019. Unsupervised cross-lingual representation learning at scale. *arXiv preprint arXiv:1911.02116*.
- Abhimanyu Dubey, Abhinav Jauhri, Abhinav Pandey, Abhishek Kadian, Ahmad Al-Dahle, Aiesha Letman, Akhil Mathur, Alan Schelten, Amy Yang, Angela Fan, and et al. 2024. [The llama 3 herd of models](#).
- Guglielmo Faggioli, Laura Dietz, Charles LA Clarke, Gianluca Demartini, Matthias Hagen, Claudia Hauff, Noriko Kando, Evangelos Kanoulas, Martin Potthast, Benno Stein, et al. 2023. Perspectives on large language models for relevance judgment. In *Proceedings of the 2023 ACM SIGIR International Conference on Theory of Information Retrieval*, pages 39–50.
- Jakob Fehle, Leonie Münster, Thomas Schmidt, and Christian Wolff. 2023. Aspect-based sentiment analysis as a multi-label classification task on the domain of german hotel reviews. In *Proceedings of the 19th Conference on Natural Language Processing (KONVENS 2023)*, pages 202–218.
- Team Gemma, Morgane Riviere, Shreya Pathak, Pier Giuseppe Sessa, Cassidy Hardin, Surya Bhupatiraju, Léonard Hussenot, Thomas Mesnard, Bobak Shahriari, Alexandre Ramé, et al. 2024. Gemma 2: Improving open language models at a practical size. *arXiv preprint arXiv:2408.00118*.
- Zhibin Gou, Qingyan Guo, and Yujiu Yang. 2023. Mvp: Multi-view prompting improves aspect sentiment tuple prediction. In *Proceedings of the 61st Annual Meeting of the Association for Computational Linguistics (Volume 1: Long Papers)*, pages 4380–4397.
- Shai Gretz, Alon Halfon, Ilya Shnayderman, Orith Toledo-Ronen, Artem Spector, Lena Dankin, Yannic Katsis, Ofir Arviv, Yoav Katz, Noam Slonim, et al.

2023. Zero-shot topical text classification with llms-an experimental study. In *Findings of the Association for Computational Linguistics: EMNLP 2023*, pages 9647–9676.
- Matthew Honnibal and Ines Montani. 2017. spacy 2: Natural language understanding with bloom embeddings, convolutional neural networks and incremental parsing. *To appear*, 7(1):411–420.
- Mengting Hu, Yike Wu, Hang Gao, Yin hao Bai, and Shiwan Zhao. 2022. Improving aspect sentiment quad prediction via template-order data augmentation. In *Proceedings of the 2022 Conference on Empirical Methods in Natural Language Processing*, pages 7889–7900.
- Albert Q Jiang, Alexandre Sablayrolles, Antoine Roux, Arthur Mensch, Blanche Savary, Chris Bamford, Devendra Singh Chaplot, Diego de las Casas, Emma Bou Hanna, Florian Bressand, et al. 2024. Mixtral of experts. *arXiv preprint arXiv:2401.04088*.
- Daniel Jurafsky and James H. Martin. 2024. *Speech and Language Processing: An Introduction to Natural Language Processing, Computational Linguistics, and Speech Recognition with Language Models*, 3rd edition.
- Guangmin Li, Hui Wang, Yi Ding, Kangan Zhou, and Xiaowei Yan. 2023. Data augmentation for aspect-based sentiment analysis. *International Journal of Machine Learning and Cybernetics*, 14(1):125–133.
- Jian Liu, Zhiyang Teng, Leyang Cui, Hanmeng Liu, and Yue Zhang. 2021. Solving aspect category sentiment analysis as a text generation task. In *Proceedings of the 2021 Conference on Empirical Methods in Natural Language Processing*, pages 4406–4416.
- Edward Loper and Steven Bird. 2002. Nltk: The natural language toolkit. In *Proceedings of the ACL-02 Workshop on Effective Tools and Methodologies for Teaching Natural Language Processing and Computational Linguistics*, pages 63–70.
- Yaojie Lu, Qing Liu, Dai Dai, Xinyan Xiao, Hongyu Lin, Xianpei Han, Le Sun, and Hua Wu. 2022. Unified structure generation for universal information extraction. In *Proceedings of the 60th Annual Meeting of the Association for Computational Linguistics (Volume 1: Long Papers)*, pages 5755–5772.
- Maria Pontiki, Dimitrios Galanis, Haris Papageorgiou, Ion Androutsopoulos, Suresh Manandhar, Mohammad Al-Smadi, Mahmoud Al-Ayyoub, Yanyan Zhao, Bing Qin, Orphée De Clercq, et al. 2016. Semeval-2016 task 5: Aspect based sentiment analysis. In *International workshop on semantic evaluation*, pages 19–30.
- Maria Pontiki, Dimitrios Galanis, Harris Papageorgiou, Suresh Manandhar, and Ion Androutsopoulos. 2015. Semeval-2015 task 12: Aspect based sentiment analysis. In *Proceedings of the 9th international workshop on semantic evaluation (SemEval 2015)*, pages 486–495.
- Maria Pontiki, Dimitrios Galanis, John Pavlopoulos, Haris Papageorgiou, Ion Androutsopoulos, and Suresh Manandhar. 2014. Semeval-2014 task 4: Aspect based sentiment analysis. In *Proceedings of the 8th International Workshop on Semantic Evaluation (SemEval 2014)*, pages 27–35, Dublin, Ireland. Association for Computational Linguistics.
- Colin Raffel, Noam Shazeer, Adam Roberts, Katherine Lee, Sharan Narang, Michael Matena, Yanqi Zhou, Wei Li, and Peter J Liu. 2020. Exploring the limits of transfer learning with a unified text-to-text transformer. *Journal of machine learning research*, 21(140):1–67.
- Cen Song, Jingquan Guo, and Jun Zhuang. 2020. Analyzing passengers’ emotions following flight delays-a 2011–2019 case study on skytrax comments. *Journal of Air Transport Management*, 89:101903.
- A Vaswani. 2017. Attention is all you need. *Advances in Neural Information Processing Systems*.
- Hai Wan, Yufei Yang, Jianfeng Du, Yanan Liu, Kunxun Qi, and Jeff Z Pan. 2020. Target-aspect-sentiment joint detection for aspect-based sentiment analysis. In *Proceedings of the AAAI conference on artificial intelligence*, volume 34, pages 9122–9129.
- Lei Wang, Wanyu Xu, Yihuai Lan, Zhiqiang Hu, Yunshi Lan, Roy Ka-Wei Lee, and Ee-Peng Lim. 2023a. Plan-and-solve prompting: Improving zero-shot chain-of-thought reasoning by large language models. In *Proceedings of the 61st Annual Meeting of the Association for Computational Linguistics (Volume 1: Long Papers)*, pages 2609–2634.
- Shuhe Wang, Xiaofei Sun, Xiaoya Li, Rongbin Ouyang, Fei Wu, Tianwei Zhang, Jiwei Li, and Guoyin Wang. 2023b. Gpt-ner: Named entity recognition via large language models. *arXiv preprint arXiv:2304.10428*.
- Xuezhi Wang, Jason Wei, Dale Schuurmans, Quoc V Le, Ed H Chi, Sharan Narang, Aakanksha Chowdhery, and Denny Zhou. 2022a. Self-consistency improves chain of thought reasoning in language models. In *The Eleventh International Conference on Learning Representations*.
- Yaqing Wang, Song Wang, Yanyan Li, and Dejing Dou. 2022b. Recognizing medical search query intent by few-shot learning. In *Proceedings of the 45th International ACM SIGIR Conference on Research and Development in Information Retrieval*, pages 502–512.
- Zhiqiang Wang, Yiran Pang, and Yanbin Lin. 2023c. Large language models are zero-shot text classifiers. *arXiv preprint arXiv:2312.01044*.
- Jason Wei, Xuezhi Wang, Dale Schuurmans, Maarten Bosma, Fei Xia, Ed Chi, Quoc V Le, Denny Zhou, et al. 2022. Chain-of-thought prompting elicits reasoning in large language models. *Advances in neural information processing systems*, 35:24824–24837.

Chengyan Wu, Bolei Ma, Zheyu Zhang, Ningyuan Deng, Yanqing He, and Yun Xue. 2024. Evaluating zero-shot multilingual aspect-based sentiment analysis with large language models. *arXiv preprint arXiv:2412.12564*.

Wenxuan Zhang, Yang Deng, Xin Li, Yifei Yuan, Lidong Bing, and Wai Lam. 2021a. Aspect sentiment quad prediction as paraphrase generation. In *Proceedings of the 2021 Conference on Empirical Methods in Natural Language Processing*, pages 9209–9219.

Wenxuan Zhang, Yue Deng, Bing Liu, Sinno Pan, and Lidong Bing. 2024. Sentiment analysis in the era of large language models: A reality check. In *Findings of the Association for Computational Linguistics: NAACL 2024*, pages 3881–3906.

Wenxuan Zhang, Xin Li, Yang Deng, Lidong Bing, and Wai Lam. 2021b. Towards generative aspect-based sentiment analysis. In *Proceedings of the 59th Annual Meeting of the Association for Computational Linguistics and the 11th International Joint Conference on Natural Language Processing (Volume 2: Short Papers)*, pages 504–510.

Wenxuan Zhang, Xin Li, Yang Deng, Lidong Bing, and Wai Lam. 2022. A survey on aspect-based sentiment analysis: Tasks, methods, and challenges. *IEEE Transactions on Knowledge and Data Engineering*, 35(11):11019–11038.

## A OATS Datasets Preprocessing

Since the OATS corpora, unlike Rest15 and Rest16 Zhang et al. (2021a), include examples where no quadruples were annotated, we excluded these instances as it is the case for Rest15, Rest16 and FlightABSA.

Two limitations of the OATS corpora led to a different approach for train-test-validation split. First, of the 7,188 (OATS Coursera) and 7,834 (OATS Hotels) training examples, 5,887 and 5,304 respectively included at least one annotated quadruple. Approaches relying on the training set would require significant training time when employing more than 5000 samples (which are also compared with the LLM’s performance scores). Secondly, the test set contained only 130 examples with at least one annotated quadruple. Due to these limitations, we decided to employ samples from the training set for our analysis. Hence, we took 2,000 examples from the training sets and a train-test-validation split (70:20:10) was applied.

## B FlightABSA Dataset

### B.1 Data Acquisition

FlightABSA comprises reviews posted on TripAdvisor on the 20 European airlines with the highest passenger volumes in 2023, according to the *CAPA Centre for Aviation*<sup>6</sup>. We collected reviews posted between January 1, 2023 and September 24, 2024. This period was selected as it follows the lifting of hygiene measures related to the COVID-19 pandemic, which had been a frequent topic in earlier reviews. A maximum of the first 300 sub-pages listing the reviews on each airline were crawled.

In total, 15,493 reviews were gathered. Non-English reviews were filtered out using *langdetect*<sup>7</sup>, resulting in 15,483 reviews. Named entity recognition (NER) was applied using *spaCy* (*en\_core\_news\_lg* model) (Honnibal and Montani, 2017) to anonymize references to locations, personal names, and time-related information. Identified entities were replaced with placeholders "LOC", "PERSON", and "DATE". Finally, the reviews were segmented into 52,098 sentences using the NLTK Tokenizer (Loper and Bird, 2002).

<sup>6</sup>List of Europe’s top 20 airlines: <https://centreforaviation.com/analysis/reports/europes-top-20-airline-groups-by-pax-2023-ryanairs-lead-is-set-to-endure-68011>

<sup>7</sup>langdetect: <https://pypi.org/project/langdetect>

Aspect Category	Positive		Negative		Neutral		Total	
	Explicit	Implicit	Explicit	Implicit	Explicit	Implicit	Explicit	Implicit
AIRLINE#GENERAL	203	86	137	94	13	11	353	191
AIRLINE#PRICE	21	12	37	29	-	-	58	41
AIRLINE#SERVICE	442	28	178	42	7	2	627	72
AIRPORT#OPERATION#BAGGAGE	14	-	38	1	1	-	53	1
AIRPORT#OPERATION#BOARDING	20	2	18	-	-	-	38	2
AIRPORT#OPERATION#CHECK_IN	50	-	25	1	4	-	79	1
ONBOARD#CLEANLINESS	24	1	11	-	1	-	36	1
ONBOARD#ENTERTAINMENT	19	1	13	-	4	-	36	1
ONBOARD#FOOD	68	-	67	1	15	1	150	2
ONBOARD#PRICE	5	-	5	1	-	-	10	1
ONBOARD#SEAT#COMFORT	42	1	50	4	3	-	95	5
ONBOARD#SEAT#LEGROOM	32	-	21	-	2	-	55	-
PUNCTUALITY#GENERAL	42	18	95	51	1	1	138	70
<b>Total</b>	<b>982</b>	<b>149</b>	<b>695</b>	<b>224</b>	<b>51</b>	<b>15</b>	<b>1728</b>	<b>388</b>

(a) Training set

Aspect Category	Positive		Negative		Neutral		Total	
	Explicit	Implicit	Explicit	Implicit	Explicit	Implicit	Explicit	Implicit
AIRLINE#GENERAL	64	19	43	25	4	1	111	45
AIRLINE#PRICE	8	4	7	8	-	-	15	12
AIRLINE#SERVICE	105	8	54	13	2	-	161	21
AIRPORT#OPERATION#BAGGAGE	3	-	13	-	-	-	16	-
AIRPORT#OPERATION#BOARDING	5	-	4	3	-	-	9	3
AIRPORT#OPERATION#CHECK_IN	14	-	7	1	-	-	21	1
ONBOARD#CLEANLINESS	6	1	2	-	1	-	9	1
ONBOARD#ENTERTAINMENT	4	-	7	-	-	-	11	-
ONBOARD#FOOD	21	-	26	-	4	-	51	-
ONBOARD#PRICE	1	-	-	2	-	-	1	2
ONBOARD#SEAT#COMFORT	10	-	16	3	1	-	27	3
ONBOARD#SEAT#LEGROOM	6	-	7	1	-	-	13	1
PUNCTUALITY#GENERAL	16	4	18	17	1	-	35	21
<b>Total</b>	<b>263</b>	<b>36</b>	<b>204</b>	<b>73</b>	<b>13</b>	<b>1</b>	<b>480</b>	<b>110</b>

(b) Test set

Aspect Category	Positive		Negative		Neutral		Total	
	Explicit	Implicit	Explicit	Implicit	Explicit	Implicit	Explicit	Implicit
AIRLINE#GENERAL	32	16	18	15	1	1	51	32
AIRLINE#PRICE	3	3	4	4	-	-	7	7
AIRLINE#SERVICE	61	5	30	7	2	-	93	12
AIRPORT#OPERATION#BAGGAGE	2	-	6	-	-	-	8	-
AIRPORT#OPERATION#BOARDING	5	-	2	-	-	-	7	-
AIRPORT#OPERATION#CHECK_IN	6	2	5	-	-	-	11	2
ONBOARD#CLEANLINESS	2	2	1	1	-	-	3	3
ONBOARD#ENTERTAINMENT	2	-	2	-	-	-	4	-
ONBOARD#FOOD	13	-	7	-	1	-	21	-
ONBOARD#PRICE	1	-	2	-	-	-	3	-
ONBOARD#SEAT#COMFORT	5	-	12	2	-	-	17	2
ONBOARD#SEAT#LEGROOM	5	-	2	-	-	-	7	-
PUNCTUALITY#GENERAL	4	1	17	6	-	-	21	7
<b>Total</b>	<b>141</b>	<b>29</b>	<b>108</b>	<b>35</b>	<b>4</b>	<b>1</b>	<b>253</b>	<b>65</b>

(c) Develop set

Table 4: Overview of FlightABSA. Aspect categories distribution per sentiment polarity and reference type.

## B.2 Data Annotation

4,000 sentences were randomly chosen from the 52,098 sentences. We ensure that there is an equal number of sentences from reviews with 1-, 2-, 3-, 4-, or 5-star ratings in order to achieve, that the number of aspects expressing positive, negative, or neutral sentiment is equal to some extent.

We aimed to obtain about 2,000 sentences, acknowledging that some of the 4,000 sentences might (1) not address any of the considered aspect categories, (2) not express any sentiment towards at least one of the considered aspect categories, (3) not be in English but in another language, or (4)

be incorrectly tokenized by the NLTK tokenizer, with the annotators identifying multiple sentences instead of one.

### B.2.1 Annotation Task

In line with Zhang et al. (2021a), all opinion expressions were annotated in the format of  $(a, c, o, p)$ -quadruples. Similar to the ASQP datasets Rest15 and Rest16 introduced by Zhang et al. (2021a), a total of 13 aspect categories were considered for annotation. These are as follows:

AIRLINE#GENERAL  
AIRLINE#PRICE  
AIRLINE#SERVICE  
AIRPORT-OPERATION#BAGGAGE  
AIRPORT-OPERATION#BOARDING  
AIRPORT-OPERATION#CHECK-IN  
ONBOARD#CLEANLINESS  
ONBOARD#ENTERTAINMENT  
ONBOARD#FOOD  
ONBOARD#PRICE  
ONBOARD#SEAT-COMFORT  
ONBOARD#SEAT-LEGROOM  
PUNCTUALITY#GENERAL

Reviewers on Tripadvisor are provided with multiple evaluation criteria and can optionally rate those on a scale of one to five stars in addition to submitting a written review. Since we intended to consider 13 aspect categories, similarly to [Zhang et al. \(2021a\)](#), we adapted Tripadvisor’s nine categories and made several modifications. Specifically, we divided the ‘Check-in and boarding’ category into two distinct aspects of a parent category named ‘Airport Operation’ and also added an attribute ‘baggage’, resulting in three attributes of that parent category. The ‘Price’ category was further refined to separately consider the price of onboard offers and the airline’s overall pricing.

Since we capture various aspects related to different aspects of the onboard experience, we did not include a separate ‘Onboard Experience’ category, as it can be found on Tripadvisor. Instead, we considered an additional category, PUNCTUALITY#GENERAL. [Song et al. \(2020\)](#) demonstrated that flight delays have a significant impact on overall satisfaction with the flight experience. Lastly, we introduced the AIRLINE#GENERAL category to encompass general aspects associated with the airline.

### B.2.2 Data Labelling Process

Annotators were provided with an annotation guideline<sup>8</sup>, adapted from the SemEval-2015 guideline ([Pontiki et al., 2015](#)), with modifications for the airline domain. Instead of examples from restaurant reviews, examples from airline reviews were provided.

Similar to the approach applied for SemEval-2015 by [Pontiki et al. \(2015\)](#), annotator *A* annotated all 3,700 sentences, while annotator *B* reviewed

the annotations and, where necessary, proposed a revised annotation. Both Annotators *A* and *B* were PhD students with prior experience in annotating datasets for ABSA. The annotation process was conducted using *Google Sheets*<sup>9</sup>.

In 115 out of 4,000 sentences, annotator *B* suggested a different label than annotator *A*. Of these 115 proposed revised annotation, 79 were accepted by annotator *A*. For the other 36 suggested revisions, it was jointly decided that in 25 cases the original annotation by Annotator *A* would be retained and in nine cases, the annotation by annotator *B* was chosen. For the remaining two sentences, a consensus was reached on an annotation distinct from their initially proposed labels.

Of the 4,000 annotated examples, 61 were excluded since a sentence-splitting error made by the NLTK tokenizer was identified by the annotators. 1,909 were further excluded as no sentiment was expressed towards the considered aspect categories. 99 sentences were excluded due to an error where either sensitive data was not anonymized or parts of a sentence were anonymized where no anonymization was required. Finally, one non-English sentence was excluded. This resulted in a dataset of 1,930 sentences.

### B.3 Dataset Properties

The properties of the FlightABSA dataset (training and test sets) are presented in Table 4. A train-test-validation split (70:20:10) of the entire dataset was applied.

Notably, similar to the SemEval datasets, there is a low representation of neutral opinions and implicit aspects. Class-imbalance can also be observed in the aspect categories. For instance, the category ONBOARD#PRICE appears only 17 times in the overall dataset, while the category AIRLINE#SERVICE occurs 986 times.

<sup>8</sup>Annotation guidelines: <https://github.com/anonymization>

<sup>9</sup>Google Sheets: <https://workspace.google.com/products/sheets>

## C Prompt

```
According to the following sentiment elements definition:

- The 'aspect term' is the exact word or phrase in the text that represents a specific feature, attribute, or aspect of a product or service that a user may express an opinion about, the aspect term might be 'NULL' for implicit aspect.
- The 'aspect category' refers to the category that aspect belongs to, and the available categories includes: 'ambience general', 'drinks prices', 'drinks quality', 'drinks style_options', 'food general', 'food prices', 'food quality', 'food style_options', 'location general', 'restaurant general', 'restaurant miscellaneous', 'restaurant prices', 'service general'.
- The 'sentiment polarity' refers to the degree of positivity, negativity or neutrality expressed in the opinion towards a particular aspect or feature of a product or service, and the available polarities include: 'positive', 'negative' and 'neutral'.
- The 'opinion term' is the exact word or phrase in the text that refers to the sentiment or attitude expressed by a user towards a particular aspect or feature of a product or service, the aspect term might be 'NULL' for implicit opinion.

Recognize all sentiment elements with their corresponding aspect terms, aspect categories, sentiment polarity and opinion terms in the following text with the format of [('aspect term', 'aspect category', 'sentiment polarity', 'opinion term'), ...].

Text: highly recommended .
Sentiment Elements: [('NULL', 'restaurant general', 'positive', 'highly recommended')]
Text: How do you rate home ?
Sentiment Elements: [('NULL', 'restaurant miscellaneous', 'positive', 'home')]
Text: Slightly above average wines start at $ 70+ with only one selection listed at $ 30+ .
Sentiment Elements: [('wines', 'drinks quality', 'negative', 'above average'), ('wines', 'drinks prices', 'negative', 'above average')]
Text: The restaurant is a bit noisy but that is something that can be overlooked once you sit down and enjoy a great meal
Sentiment Elements: [('meal', 'food quality', 'positive', 'enjoy'), ('meal', 'food quality', 'positive', 'great'), ('restaurant', 'ambience general', 'negative', 'noisy')]
Text: Taxan delicious !
Sentiment Elements: [('Taxan', 'food quality', 'positive', 'delicious')]
Text: The hanger steak was like rubber and the tuna was flavorless not to mention it tasted like it had just been thawed .
Sentiment Elements: [('hanger steak', 'food quality', 'negative', 'rubber'), ('tuna', 'food quality', 'negative', 'flavorless')]
Text: Worth the trip from Manhattan .
Sentiment Elements: [('NULL', 'restaurant general', 'positive', 'Worth')]
Text: I would highly recommend .
Sentiment Elements: [('NULL', 'restaurant general', 'positive', 'highly recommend')]
Text: I 'm not sure where the other reviewers ate but it seems as if we visited two different restaurants because my friends and I all enjoy Mizu very much ... and we 're repeat customers .
Sentiment Elements: [('Mizu', 'restaurant general', 'positive', 'enjoy')]
Text: We were very pleasantly surprised .
Sentiment Elements: [('NULL', 'restaurant general', 'positive', 'pleasantly surprised')]
Text: Gross food - Wow -
Sentiment Elements:
```

Figure 3: Example of a prompt employed for the ASQP task. The prompt comprises an explanation on the considered sentiment elements, output format and annotated examples in the case of few-shot learning.

## D T ASD: Performance Scores

Method	Prompting # Few-Shot / Strategy # Train	Rest15			Rest16			FlightABSA			OATS Coursera			OATS Hotels			
		F1	Pre	Rec	F1	Pre	Rec	F1	Pre	Rec	F1	Pre	Rec	F1	Pre	Rec	
Gemma-2-9B	-	0	15.68	17.88	13.99	30.51	35.47	26.80	46.04	50.21	42.80	14.82	16.39	13.52	31.26	38.60	26.30
		10	32.21	32.06	32.38	33.82	32.39	35.41	35.63	38.97	32.82	14.67	14.03	15.37	33.87	36.53	31.57
		20	37.72	37.56	37.89	40.20	37.59	43.21	37.59	37.76	37.43	17.81	16.68	19.14	32.38	31.85	32.94
		30	38.21	38.04	38.39	43.48	41.74	45.38	41.81	40.62	43.06	18.14	16.58	20.04	35.20	34.90	35.52
		40	41.01	40.57	<b>41.47</b>	44.90	43.82	46.03	44.62	43.16	46.20	22.16	20.30	<b>24.43</b>	37.25	37.78	36.76
	50	41.71	42.06	41.37	46.66	45.50	<b>47.89</b>	45.50	42.76	48.66	19.57	18.01	21.43	39.24	39.90	<b>38.60</b>	
	SC	0	14.50	18.43	11.95	30.53	38.31	25.38	46.83	55.58	40.45	16.14	20.00	13.52	33.06	45.18	26.07
		10	38.75	59.90	28.64	42.13	64.35	31.32	42.61	69.07	30.81	12.07	29.60	7.58	40.17	58.13	30.68
		20	47.34	<b>66.31</b>	36.80	51.40	64.78	42.61	46.73	64.98	36.48	18.21	38.93	11.89	43.99	<b>67.66</b>	32.59
		30	45.41	62.27	35.74	<b>54.77</b>	<b>70.38</b>	44.82	53.96	<b>73.77</b>	42.53	21.85	<b>42.11</b>	14.75	45.95	64.74	35.61
40		49.03	62.73	40.24	54.02	68.52	44.59	57.24	72.13	47.45	<b>25.21</b>	41.90	18.03	43.56	61.03	33.86	
50	<b>49.96</b>	64.96	40.59	54.01	68.21	44.70	<b>57.94</b>	70.16	<b>49.34</b>	22.89	37.91	16.39	<b>47.84</b>	67.54	37.04		
Gemma-2-27B	-	0	35.98	35.45	36.52	50.89	50.72	51.06	53.88	51.83	56.11	26.84	24.29	30.00	42.45	41.23	43.75
		10	51.27	53.37	49.33	55.66	57.77	53.71	55.69	57.29	54.18	31.50	30.45	32.62	48.47	49.74	47.28
		20	54.04	55.81	52.38	60.23	61.18	59.32	56.15	55.64	56.67	34.90	33.70	36.19	48.95	49.14	48.78
		30	54.71	56.59	52.95	61.14	61.87	<b>60.44</b>	58.27	57.76	58.79	36.38	35.34	37.50	51.84	52.51	51.19
		40	55.81	57.49	54.22	61.67	63.14	60.28	60.15	59.16	61.17	37.78	37.18	38.40	52.21	53.50	51.00
	50	56.42	58.55	54.44	60.84	62.06	59.67	60.26	58.44	62.19	37.67	37.08	38.28	54.12	55.53	<b>52.78</b>	
	SC	0	37.08	37.48	36.69	53.13	55.06	51.34	55.29	54.28	56.33	29.03	28.38	29.71	44.34	45.14	43.56
		10	55.00	61.37	49.82	61.04	69.02	54.71	58.97	64.85	54.06	35.57	40.74	31.56	50.57	56.47	45.79
		20	55.74	61.28	51.12	63.43	68.23	59.25	60.16	63.58	57.09	38.95	43.85	35.04	53.05	57.65	49.13
		30	57.44	64.05	52.07	64.18	68.75	60.19	62.59	66.67	58.98	43.62	50.27	38.52	55.27	62.40	49.60
40		60.40	66.76	55.15	<b>66.03</b>	<b>73.13</b>	60.19	64.29	67.43	61.44	42.26	48.41	37.50	55.96	62.90	50.40	
50	<b>61.69</b>	<b>68.35</b>	<b>56.21</b>	65.99	72.86	60.30	<b>65.16</b>	<b>67.97</b>	<b>62.57</b>	<b>43.90</b>	<b>50.67</b>	<b>38.73</b>	<b>57.82</b>	<b>64.64</b>	52.31		
MVP (Gou et al., 2023)	10	25.08	30.30	21.40	17.08	18.13	16.16	19.04	22.53	16.48	31.83	35.26	29.02	21.16	25.90	17.90	
	20	32.88	36.45	29.96	28.35	30.55	26.50	23.25	27.35	20.23	34.26	37.99	31.19	27.02	33.95	22.45	
	30	36.34	40.19	33.18	39.04	41.81	36.62	31.06	35.91	27.37	35.44	38.57	32.79	37.06	42.95	32.59	
	40	41.07	44.05	38.46	41.04	43.80	38.60	37.20	41.33	33.84	36.76	40.06	33.98	41.56	48.19	36.53	
	50	42.13	45.54	39.20	44.09	46.91	41.58	44.11	47.92	40.87	37.84	41.35	34.88	44.49	51.12	39.40	
	800	62.54	<b>64.87</b>	<b>60.38</b>	68.22	<b>69.24</b>	<b>67.24</b>	64.61	64.72	64.50	50.61	51.33	49.92	66.67	67.51	65.85	
	Full	<b>64.53</b>	-	-	<b>72.76</b>	-	-	<b>68.67</b>	<b>67.84</b>	<b>69.53</b>	<b>50.97</b>	<b>51.42</b>	<b>50.53</b>	<b>69.37</b>	<b>69.58</b>	<b>69.16</b>	
DLO (Hu et al., 2022)	10	15.92	19.40	13.49	12.78	12.50	13.11	15.94	18.86	13.80	23.51	26.10	21.39	18.05	18.51	17.62	
	20	25.97	24.10	28.28	24.73	20.81	30.55	22.62	26.77	19.58	29.00	32.12	26.43	26.46	26.03	26.96	
	30	30.20	29.69	30.75	35.05	33.20	37.16	30.11	32.22	28.28	33.19	36.00	30.78	37.44	38.05	36.85	
	40	34.98	35.84	34.18	39.01	38.67	39.37	33.30	34.35	32.33	34.42	37.50	31.80	39.98	43.05	37.33	
	50	39.53	40.47	38.63	41.87	42.31	41.44	39.61	39.54	39.70	35.74	38.98	32.99	43.26	46.88	40.16	
	800	62.55	<b>64.10</b>	<b>61.07</b>	69.28	<b>69.23</b>	<b>69.34</b>	68.14	68.35	67.94	51.14	51.63	50.66	68.29	68.57	68.01	
Full	<b>62.95</b>	-	-	<b>71.79</b>	-	-	<b>69.03</b>	<b>68.72</b>	<b>69.34</b>	<b>52.34</b>	<b>52.56</b>	<b>52.13</b>	<b>69.11</b>	<b>68.82</b>	<b>69.41</b>		
Paraphrase (Zhang et al., 2021a)	10	8.75	10.72	7.38	6.66	7.61	5.93	8.82	10.44	7.64	15.94	17.69	14.51	14.91	18.74	12.39	
	20	21.09	21.04	21.40	18.05	16.87	19.53	8.60	10.18	7.45	20.38	22.11	18.93	18.84	21.21	17.20	
	30	21.83	22.03	21.87	17.46	17.18	18.08	12.08	13.27	11.12	22.45	23.51	21.68	25.18	22.47	29.33	
	40	31.01	33.70	28.76	28.88	29.96	27.90	26.82	30.07	24.23	30.90	34.18	28.20	36.35	38.86	34.36	
	50	36.92	39.57	34.60	35.87	37.18	34.66	33.57	36.10	31.38	34.26	37.64	31.43	40.10	45.21	36.05	
	800	61.54	<b>63.54</b>	<b>59.67</b>	69.31	<b>69.37</b>	<b>69.25</b>	67.69	69.41	66.05	51.36	52.58	50.20	67.48	<b>68.80</b>	66.21	
	Full	<b>63.06</b>	-	-	<b>71.97</b>	-	-	<b>69.74</b>	<b>70.22</b>	<b>69.26</b>	<b>51.86</b>	<b>52.73</b>	<b>51.02</b>	<b>67.70</b>	68.41	<b>67.01</b>	

Table 5: Performance scores for T ASD. For the Rest15 and Rest16 datasets, performance scores achieved when employing the full training set ("Full") are taken from Gou et al. (2023), Hu et al. (2022) and Zhang et al. (2021b) for MVP, DLO and Paraphrase, respectively. The best score achieved by a method is presented in bold.

## E Element-Level Performance Scores

### E.1 TASD

Sentiment Element	Prompting # Few-Shot / Strategy # Train	Rest15			Rest16			FlightABSA			OATS Coursera			OATS Hotels			
		F1	Pre	Rec	F1	Pre	Rec	F1	Pre	Rec	F1	Pre	Rec	F1	Pre	Rec	
Aspect Term	-	0	63.26	53.03	<b>78.38</b>	69.02	61.16	<b>79.22</b>	65.00	57.62	74.55	51.30	39.17	74.30	64.01	54.29	<b>77.99</b>
		10	70.00	66.15	74.35	73.68	72.05	75.52	65.74	65.68	65.83	62.91	53.38	76.63	67.89	63.54	72.91
		20	71.37	66.72	76.72	75.72	74.06	77.48	67.70	64.47	71.47	66.58	56.91	80.27	69.46	63.11	77.25
		30	71.15	67.40	75.35	76.32	73.72	79.15	69.64	65.53	74.31	67.18	57.15	<b>81.51</b>	70.35	65.30	76.25
		40	71.07	68.95	73.32	75.86	76.36	75.39	70.62	66.04	75.88	68.70	60.57	79.38	70.49	67.11	74.23
	50	70.59	68.54	72.77	75.63	75.35	75.95	70.19	64.62	<b>76.82</b>	69.30	60.89	80.41	71.62	68.22	75.38	
	SC	0	64.98	55.66	78.04	71.23	65.35	78.27	66.38	60.08	74.17	54.66	44.26	71.48	65.48	57.79	75.51
		10	72.63	71.84	73.43	76.21	79.09	73.53	67.82	70.98	64.93	63.47	61.15	65.98	67.88	67.57	68.19
		20	72.43	70.77	74.17	78.66	80.62	76.80	69.24	68.36	70.14	69.54	67.09	72.16	72.32	70.59	74.14
		30	72.29	71.90	72.69	<b>78.68</b>	79.27	78.10	73.60	<b>74.22</b>	72.99	72.61	71.05	74.23	71.13	73.01	69.34
40		<b>73.63</b>	<b>75.19</b>	72.14	76.42	<b>82.42</b>	71.24	73.47	72.79	74.17	71.67	71.19	72.16	<b>72.62</b>	<b>74.64</b>	70.71	
50	73.26	74.81	71.77	76.45	80.99	72.39	<b>74.07</b>	72.40	75.83	<b>73.38</b>	<b>72.88</b>	73.88	71.93	74.21	69.79		
Aspect Category	-	0	60.30	60.60	60.00	76.05	76.08	76.02	77.11	75.60	78.68	42.36	39.63	45.50	65.77	65.13	66.44
		10	71.67	74.95	68.67	76.90	78.56	75.32	75.41	77.73	73.24	40.49	39.84	41.16	66.43	68.89	64.14
		20	73.72	76.99	70.71	80.45	81.08	79.84	77.25	76.67	77.84	45.25	44.54	45.99	68.02	69.00	67.08
		30	75.24	78.36	72.36	81.84	82.62	<b>81.08</b>	79.84	79.81	79.88	46.07	45.47	46.69	71.19	73.10	69.38
		40	76.86	80.05	<b>73.91</b>	81.44	82.85	80.08	80.63	80.03	81.24	48.00	47.99	48.02	71.86	74.49	<b>69.42</b>
	50	77.15	80.82	73.81	80.69	81.70	79.70	80.58	79.14	<b>82.08</b>	48.42	48.25	<b>48.60</b>	71.69	74.12	<b>69.42</b>	
	SC	0	60.17	61.85	58.58	75.52	77.67	73.49	76.69	76.39	77.00	42.47	43.01	41.94	66.09	68.58	63.77
		10	72.43	81.12	65.42	78.27	86.11	71.74	75.35	82.42	69.40	43.92	51.24	38.43	67.53	75.46	61.10
		20	73.71	81.76	67.10	81.63	87.04	76.85	77.68	82.00	73.80	47.79	54.81	42.36	69.68	76.09	64.27
		30	74.93	84.22	67.48	82.38	88.06	77.39	80.93	86.04	76.40	49.58	58.22	43.18	73.15	<b>83.19</b>	65.28
40		78.15	87.14	70.84	<b>82.76</b>	<b>90.03</b>	76.58	81.39	85.81	77.40	49.47	57.18	43.60	72.98	82.22	65.61	
50	<b>78.68</b>	<b>88.67</b>	70.71	82.52	89.47	76.58	<b>81.85</b>	<b>86.09</b>	78.00	<b>52.01</b>	<b>60.77</b>	45.45	<b>73.87</b>	82.64	66.78		
Sentiment Polarity	-	0	89.49	90.01	88.98	90.34	89.58	91.11	91.24	90.60	91.88	89.00	87.29	<b>90.78</b>	90.47	90.48	90.47
		10	90.07	91.91	88.30	89.81	91.48	88.19	89.69	91.81	87.68	86.45	86.07	86.83	88.26	92.06	84.76
		20	90.95	92.32	89.63	92.19	92.96	91.43	91.83	91.92	91.74	88.68	88.53	88.83	91.59	92.21	90.99
		30	<b>91.23</b>	92.27	<b>90.22</b>	92.53	93.26	91.81	92.43	92.05	92.81	89.07	88.54	89.61	91.79	93.15	90.47
		40	91.13	92.45	89.85	92.62	93.47	91.78	<b>93.06</b>	92.72	93.40	89.27	89.03	89.51	91.54	92.53	90.57
	50	90.51	92.17	88.92	<b>92.82</b>	93.53	<b>92.13</b>	92.86	91.66	<b>94.08</b>	<b>89.86</b>	89.35	90.39	<b>92.94</b>	94.36	<b>91.56</b>	
	SC	0	88.54	91.15	86.07	88.78	90.31	87.30	90.26	91.04	89.49	84.84	88.80	81.22	88.37	91.86	85.14
		10	87.07	94.39	80.80	86.94	94.76	80.32	87.61	93.85	82.15	79.84	90.43	71.46	85.49	94.83	77.83
		20	87.53	93.81	82.04	89.56	94.53	85.08	89.32	94.29	84.84	81.13	90.66	73.41	89.28	94.71	84.43
		30	88.25	<b>94.84</b>	82.51	89.06	94.00	84.60	90.70	<b>94.68</b>	87.04	81.82	<b>93.99</b>	72.44	87.56	94.78	81.37
40		88.03	94.34	82.51	89.54	95.50	84.29	90.56	94.67	86.80	83.45	93.09	75.61	89.53	94.97	84.67	
50	87.40	94.11	81.58	89.90	<b>95.70</b>	84.76	90.59	94.43	87.04	82.61	93.25	74.15	89.81	<b>96.23</b>	84.20		

Table 6: Gemma-2-27B: Performance scores at element-level for the TASD task. The best score achieved by a method is presented in bold.



Sentiment Element	Prompting # Few-Shot / Strategy # Train	Rest15			Rest16			FlightABSA			OATS Coursera			OATS Hotels			
		F1	Pre	Rec	F1	Pre	Rec	F1	Pre	Rec	F1	Pre	Rec	F1	Pre	Rec	
Aspect Term	-	0	51.80	47.39	57.23	54.53	53.23	55.98	57.86	56.47	59.72	30.09	26.14	35.46	52.79	53.45	52.22
		10	56.98	53.66	61.00	61.41	58.23	65.07	49.48	56.99	43.79	43.69	39.85	48.73	52.03	57.22	47.78
		20	61.04	57.29	65.39	63.21	61.08	65.59	53.83	55.18	52.56	52.66	48.03	58.35	54.10	50.46	58.40
		30	63.05	59.72	<b>66.79</b>	66.51	65.71	67.35	56.92	55.01	59.00	53.45	48.25	60.14	56.37	54.36	58.58
		40	63.97	62.27	65.79	67.00	65.76	68.30	60.03	57.01	63.46	<b>59.10</b>	54.13	<b>65.22</b>	56.64	55.27	58.12
	50	63.68	61.94	65.57	67.42	64.96	<b>70.16</b>	57.83	52.95	<b>63.79</b>	56.36	51.85	61.79	58.59	57.15	<b>60.14</b>	
	SC	0	51.70	51.56	51.85	53.44	55.56	51.47	58.81	61.72	56.16	32.47	30.77	34.36	55.25	60.88	50.57
		10	56.07	76.43	44.28	61.19	82.32	48.69	48.51	<b>79.89</b>	34.83	31.23	77.03	19.59	49.93	71.19	38.44
		20	67.25	<b>83.15</b>	56.46	67.58	83.61	56.70	56.04	75.50	44.55	40.41	79.00	27.15	56.51	<b>79.92</b>	43.71
		30	66.16	81.40	55.72	69.41	<b>86.76</b>	57.84	60.50	79.54	48.82	44.84	83.96	30.58	58.52	77.15	47.14
40		67.67	81.35	57.93	69.47	83.83	59.31	<b>66.21</b>	78.76	57.11	55.56	<b>85.11</b>	41.24	57.14	76.05	45.77	
50	<b>67.94</b>	79.65	59.23	<b>70.72</b>	82.71	61.76	64.62	74.01	57.35	53.05	83.70	38.83	<b>59.55</b>	77.09	48.51		
Aspect Category	-	0	41.03	46.58	36.70	60.47	67.13	55.05	<b>73.39</b>	79.74	68.20	<b>43.10</b>	48.73	<b>38.64</b>	53.53	65.45	45.31
		10	55.53	54.03	57.16	55.70	51.49	60.70	59.92	64.48	55.96	25.76	24.75	26.86	54.34	58.22	50.95
		20	60.05	59.24	60.90	62.61	56.89	69.64	64.95	64.21	65.72	28.54	26.81	30.54	50.65	49.57	51.79
		30	60.89	59.77	62.06	67.93	63.33	<b>73.24</b>	69.49	67.66	71.44	28.05	25.70	30.91	56.29	55.72	56.89
		40	64.12	62.83	<b>65.47</b>	66.81	63.73	70.20	70.68	68.22	73.36	31.91	29.29	35.08	58.69	59.15	58.26
	50	63.83	63.94	63.74	67.86	65.03	70.96	70.80	67.31	<b>74.72</b>	31.01	28.57	33.93	59.14	59.68	<b>58.63</b>	
	SC	0	37.11	45.99	31.10	59.72	69.98	52.09	72.81	84.43	64.00	42.08	<b>52.47</b>	35.12	52.66	70.39	42.07
		10	53.69	80.05	40.39	54.24	77.50	41.72	56.56	<b>89.22</b>	41.40	15.46	37.90	9.71	58.53	82.87	45.24
		20	60.61	82.96	47.74	64.56	78.05	55.05	63.38	85.96	50.20	20.92	44.90	13.64	55.01	82.61	41.24
		30	58.90	78.96	46.97	<b>68.70</b>	<b>85.09</b>	57.60	66.00	88.55	52.60	25.04	47.95	16.94	60.17	83.88	46.91
40		63.08	79.84	52.13	66.29	81.82	55.72	70.11	87.69	58.40	28.28	46.89	20.25	59.30	81.58	46.58	
50	<b>65.45</b>	<b>84.49</b>	53.42	67.31	82.87	56.66	69.95	84.66	59.60	25.32	41.71	18.18	<b>62.05</b>	<b>85.84</b>	48.58		
Sentiment Polarity	-	0	85.30	90.82	80.43	86.10	90.06	82.48	<b>89.32</b>	91.27	87.48	83.65	88.73	79.12	89.48	93.67	85.66
		10	88.31	89.87	86.81	87.18	87.35	87.02	86.28	89.06	83.67	86.26	84.46	88.15	85.94	91.99	80.66
		20	88.52	89.94	87.15	88.17	86.72	89.68	84.35	83.31	85.43	<b>88.81</b>	88.18	<b>89.46</b>	90.69	91.85	89.58
		30	87.70	88.12	87.28	88.05	86.55	89.62	84.61	83.27	86.01	87.02	85.10	89.02	90.67	92.29	89.10
		40	<b>88.82</b>	89.54	<b>88.11</b>	88.77	87.51	90.06	87.27	85.80	88.80	87.85	87.00	88.73	90.97	92.12	89.86
	50	87.81	89.33	86.35	<b>89.86</b>	88.74	<b>91.02</b>	87.87	85.66	<b>90.22</b>	88.35	87.60	89.12	<b>91.46</b>	92.78	<b>90.19</b>	
	SC	0	81.69	91.88	73.53	84.54	91.50	78.57	87.92	92.68	83.62	80.00	91.25	71.22	85.60	95.10	77.83
		10	68.00	<b>96.58</b>	52.48	67.77	96.48	52.22	67.19	95.50	51.83	41.97	93.28	27.07	76.79	97.81	63.21
		20	72.76	94.55	59.13	77.29	95.13	65.08	74.85	94.76	61.86	47.46	92.25	31.95	74.45	97.70	60.14
		30	74.10	96.29	60.22	78.12	95.63	66.03	75.52	96.93	61.86	53.40	93.87	37.32	78.09	96.53	65.57
40		78.31	96.38	65.94	78.39	95.44	66.51	79.20	95.83	67.48	59.63	95.19	43.41	79.05	96.92	66.75	
50	76.98	95.00	64.71	79.33	<b>96.58</b>	67.30	83.08	<b>97.06</b>	72.62	61.49	<b>95.38</b>	45.37	79.72	<b>97.94</b>	67.22		

Table 7: Gemma-2-9B: Performance scores at element-level for the TASD task. The best score achieved by a method is presented in bold.

## E.2 ASQP

Sentiment Element	Prompting # Few-Shot / Strategy # Train	Rest15			Rest16			FlightABSA			OATS Coursera			OATS Hotels			
		F1	Pre	Rec	F1	Pre	Rec	F1	Pre	Rec	F1	Pre	Rec	F1	Pre	Rec	
Aspect Term	-	0	65.60	57.02	<b>77.23</b>	71.30	64.43	79.82	64.69	59.45	70.95	54.57	43.54	73.06	66.79	59.18	<b>76.66</b>
		10	67.38	60.12	76.64	74.53	67.96	82.52	66.65	63.79	69.81	63.83	54.41	77.18	67.75	63.78	72.27
		20	68.59	63.37	74.78	74.87	68.39	<b>82.73</b>	67.44	63.48	71.94	67.31	58.83	78.69	68.24	62.44	75.24
		30	67.94	62.89	73.87	75.46	69.60	82.41	69.54	64.86	<b>74.98</b>	68.21	59.23	<b>80.41</b>	69.65	64.41	75.84
		40	68.27	63.97	73.20	76.19	71.46	81.60	69.32	64.84	74.45	68.19	60.18	78.69	67.61	63.59	72.17
	50	69.42	64.93	74.58	75.93	72.80	79.36	69.57	64.89	<b>74.98</b>	<b>70.31</b>	63.17	79.31	68.17	66.55	69.89	
	SC	0	67.57	62.23	73.91	74.19	71.17	77.48	66.97	64.68	69.43	59.05	51.96	68.38	68.78	63.80	74.60
		10	<b>70.68</b>	68.39	73.12	75.94	76.34	75.53	67.33	71.05	63.98	62.25	64.93	59.79	67.81	72.89	63.39
		20	69.35	70.55	68.18	77.37	76.56	78.19	69.48	72.92	66.35	66.42	72.18	61.51	<b>69.68</b>	74.80	65.22
		30	69.24	71.19	67.39	76.62	76.83	76.42	71.27	74.29	68.48	65.91	73.42	59.79	67.72	72.09	63.84
40		70.15	72.92	67.59	<b>77.76</b>	79.34	76.24	71.36	74.48	68.48	65.23	76.15	57.04	66.83	74.09	60.87	
50	70.53	<b>75.45</b>	66.21	75.66	<b>80.85</b>	71.10	<b>72.07</b>	<b>76.05</b>	68.48	67.98	<b>79.36</b>	59.45	66.14	<b>78.37</b>	57.21		
Opinion Term	-	0	62.52	60.46	64.73	65.57	64.22	66.98	57.47	58.07	56.90	29.95	26.72	34.07	44.13	46.48	42.01
		10	62.29	58.89	<b>66.10</b>	67.53	64.50	70.87	58.60	58.13	59.08	41.73	38.03	46.24	47.95	50.52	45.64
		20	56.77	55.03	58.63	<b>68.57</b>	66.23	<b>71.09</b>	58.06	57.30	58.84	43.16	39.66	47.33	50.20	51.05	49.39
		30	59.05	57.00	61.26	67.86	65.79	70.08	61.24	60.46	62.05	<b>44.18</b>	40.78	<b>48.19</b>	53.09	54.07	<b>52.15</b>
		40	59.42	56.49	62.69	67.96	66.31	69.70	59.66	58.87	60.49	43.79	40.65	47.47	51.42	52.35	50.52
	50	59.74	57.19	62.53	67.93	66.48	69.46	<b>62.21</b>	60.84	<b>63.63</b>	43.10	39.80	47.01	52.02	54.29	49.94	
	SC	0	62.76	64.45	61.16	65.73	68.18	63.45	58.03	62.05	54.50	29.09	28.99	29.19	44.69	50.00	40.41
		10	<b>63.51</b>	67.01	60.35	67.05	70.91	63.59	59.41	66.89	53.44	41.79	49.84	35.97	48.32	59.45	40.70
		20	55.66	61.94	50.54	67.54	72.36	63.32	58.01	65.56	52.03	43.05	52.61	36.43	52.50	64.35	44.33
		30	60.01	66.67	54.57	67.40	72.76	62.77	61.90	<b>70.75</b>	55.03	43.57	54.21	36.43	<b>53.40</b>	64.34	45.64
40		60.41	<b>67.05</b>	54.97	67.78	72.93	63.32	61.67	69.87	55.20	40.23	53.16	32.35	52.42	64.74	44.04	
50	58.05	65.87	51.88	67.21	<b>74.22</b>	61.41	61.80	70.18	55.20	42.92	<b>54.74</b>	35.29	52.63	<b>68.13</b>	42.88		
Aspect Category	-	0	59.61	59.24	60.00	66.46	66.11	66.82	74.33	73.72	74.96	42.14	39.67	44.96	64.63	65.06	64.21
		10	72.31	71.55	73.09	70.99	69.51	72.53	76.01	75.11	76.96	40.05	38.39	41.86	64.58	66.58	62.70
		20	72.41	73.00	71.83	77.21	76.69	77.75	77.30	75.31	79.40	44.53	43.17	45.99	67.07	67.89	66.28
		30	74.19	74.79	73.61	79.82	79.81	79.82	79.18	77.78	80.64	47.28	46.30	48.31	70.20	71.47	<b>68.98</b>
		40	75.51	75.37	<b>75.64</b>	80.86	81.21	<b>80.53</b>	<b>79.20</b>	77.56	<b>80.92</b>	47.06	46.03	48.14	<b>70.32</b>	71.78	68.91
	50	<b>75.54</b>	75.82	75.27	<b>81.03</b>	81.66	80.41	78.87	77.07	80.76	<b>49.09</b>	48.30	<b>49.92</b>	69.88	73.07	66.98	
	SC	0	57.86	61.55	54.58	64.35	68.03	61.05	72.63	75.70	69.80	43.33	46.05	40.91	64.96	69.11	61.27
		10	71.23	78.92	64.90	69.91	75.42	65.15	72.99	81.33	66.20	41.45	52.37	34.30	63.84	75.57	55.26
		20	69.93	81.37	61.32	78.05	85.79	71.60	75.00	82.14	69.00	45.04	58.61	36.57	66.41	79.35	57.10
		30	73.41	85.23	64.47	79.94	88.89	72.62	76.16	84.98	69.00	47.47	63.76	37.81	67.12	80.09	57.76
40		72.98	84.82	64.04	80.64	89.32	73.50	76.81	84.78	70.20	42.44	59.26	33.06	67.85	82.89	57.43	
50	73.53	<b>88.51</b>	62.89	79.67	<b>90.04</b>	71.45	76.63	<b>85.86</b>	69.20	46.56	<b>64.71</b>	36.36	66.94	<b>84.87</b>	55.26		
Sentiment Polarity	-	0	90.19	90.02	90.36	90.99	90.54	91.45	89.52	90.30	88.75	88.09	87.60	88.59	90.13	90.85	<b>89.43</b>
		10	90.41	89.89	90.94	91.68	90.86	92.52	90.45	91.49	89.44	87.04	87.07	87.02	86.88	91.19	82.97
		20	90.34	89.74	90.94	92.58	92.71	92.45	91.79	91.46	92.13	88.84	89.00	88.68	89.50	91.40	87.69
		30	90.79	90.78	90.80	93.23	93.42	93.03	93.02	92.51	93.55	88.99	89.07	88.93	90.33	93.14	87.69
		40	<b>91.56</b>	91.16	<b>91.97</b>	<b>94.10</b>	94.17	<b>94.03</b>	92.88	92.03	93.74	<b>89.46</b>	89.11	<b>89.80</b>	89.97	92.27	87.78
	50	91.38	91.24	91.52	93.41	93.69	93.14	<b>93.28</b>	92.54	<b>94.03</b>	89.34	89.36	89.32	<b>90.84</b>	94.36	87.59	
	SC	0	86.92	91.34	82.91	88.75	92.84	85.00	87.26	92.12	82.89	81.15	87.57	75.61	87.95	92.91	83.49
		10	85.66	92.64	79.66	86.62	93.95	80.34	84.64	94.29	76.77	72.14	90.44	60.00	82.38	93.96	73.35
		20	83.14	93.21	75.04	87.02	94.91	80.34	85.03	93.81	77.75	74.45	<b>94.38</b>	61.46	81.50	94.41	71.70
		30	84.04	93.88	76.07	88.01	<b>96.31</b>	81.03	84.71	94.85	76.53	70.87	92.19	57.56	81.63	96.46	70.75
40		83.62	94.41	75.04	87.62	96.09	80.52	86.13	94.72	78.97	70.73	94.31	56.59	81.78	95.58	71.46	
50	82.01	<b>94.43</b>	72.48	85.96	95.57	78.10	85.79	<b>96.06</b>	77.51	70.52	93.55	56.59	80.72	<b>97.02</b>	69.10		

Table 8: Gemma-2-27B: Performance scores at element-level for the ASQP task. The best score achieved by a method is presented in bold.

Sentiment Element	Prompting # Few-Shot / Strategy # Train	Rest15			Rest16			FlightABSA			OATS Coursera			OATS Hotels			
		F1	Pre	Rec	F1	Pre	Rec	F1	Pre	Rec	F1	Pre	Rec	F1	Pre	Rec	
		Aspect Term	-	0	57.66	51.95	<b>64.82</b>	63.37	59.28	68.09	60.76	56.90	<b>65.21</b>	38.49	31.52	49.42	55.85
10	53.31			48.11	59.88	60.21	56.86	64.01	53.05	55.76	50.85	44.81	40.58	50.17	53.74	60.24	48.56
20	58.40			55.33	61.86	62.57	60.07	65.32	53.20	54.33	52.13	53.08	50.41	56.29	55.80	55.87	55.79
30	59.50			56.25	63.20	65.79	63.04	<b>68.79</b>	57.19	57.06	57.39	56.07	53.93	58.63	57.97	59.66	56.38
40	58.89			57.23	60.67	67.40	66.97	67.84	59.35	57.90	60.95	<b>60.19</b>	58.85	<b>61.65</b>	57.96	59.63	56.38
50	<b>61.39</b>		60.27	62.57	<b>68.40</b>	68.15	68.65	60.17	56.92	63.84	58.04	56.22	60.00	<b>59.99</b>	62.49	57.71	
SC	0		60.56	59.13	62.06	63.87	65.79	62.06	<b>63.56</b>	64.10	63.03	41.48	38.97	44.33	56.57	58.58	54.69
	10		48.92	77.35	35.77	48.46	87.50	33.51	43.63	82.78	29.62	15.67	89.29	8.59	42.16	80.13	28.60
	20		54.64	83.06	40.71	57.99	87.19	43.44	45.81	82.21	31.75	29.63	86.67	17.87	45.89	<b>91.16</b>	30.66
	30		57.55	84.35	43.68	62.61	85.80	49.29	56.14	<b>85.85</b>	41.71	40.32	92.59	25.77	50.25	88.95	35.01
	40	59.49	84.67	45.85	62.73	87.34	48.94	58.54	82.05	45.50	38.02	<b>95.83</b>	23.71	52.65	88.17	37.53	
50	59.69	<b>86.19</b>	45.65	63.86	<b>88.92</b>	49.82	59.18	82.28	46.21	40.21	91.46	25.77	54.31	89.95	38.90		
Opinion Term	-	0	52.53	55.87	49.57	57.27	60.43	54.43	53.28	57.82	49.42	29.21	28.16	30.36	39.94	47.49	34.48
		10	50.58	48.62	52.72	54.93	50.87	59.70	48.71	49.70	47.76	29.17	26.09	33.08	37.17	43.52	32.44
		20	50.39	49.31	51.53	56.71	54.44	59.18	50.90	50.20	51.64	31.01	28.42	34.12	42.90	44.81	41.16
		30	50.30	48.96	51.72	59.83	58.21	61.55	55.15	54.85	55.45	33.63	31.13	36.56	43.97	47.00	41.31
		40	52.35	50.60	54.25	60.10	58.73	61.55	54.79	54.97	54.64	<b>36.18</b>	34.20	38.42	45.45	49.28	42.18
	50	<b>54.40</b>	53.27	<b>55.59</b>	<b>60.31</b>	58.75	<b>61.98</b>	<b>57.14</b>	56.73	<b>57.57</b>	35.96	33.60	<b>38.69</b>	<b>47.89</b>	52.46	<b>44.07</b>	
	SC	0	52.45	60.82	46.10	56.61	66.18	49.46	55.03	64.83	47.80	29.92	34.41	26.47	40.11	52.98	32.27
		10	40.31	75.09	27.55	39.92	75.19	27.17	38.56	78.38	25.57	12.35	68.18	6.79	31.01	65.12	20.35
		20	41.98	<b>75.79</b>	29.03	48.92	<b>79.51</b>	35.33	40.99	77.45	27.87	17.19	62.86	9.95	33.59	71.56	21.95
		30	46.55	75.76	33.60	53.81	79.16	40.76	49.33	<b>79.30</b>	35.80	26.74	70.19	16.52	39.23	74.69	26.60
40		47.06	74.42	34.41	53.01	78.25	40.08	49.76	76.56	36.86	26.82	<b>75.79</b>	16.29	39.41	72.66	27.03	
50	46.41	75.68	33.47	54.17	78.21	41.44	50.77	76.79	37.92	27.59	69.72	17.19	42.01	<b>74.72</b>	29.22		
Aspect Category	-	0	41.78	45.12	38.91	44.29	46.54	42.25	<b>74.10</b>	77.42	71.08	<b>44.76</b>	46.86	<b>42.85</b>	54.21	61.08	48.75
		10	56.62	53.15	60.60	53.13	48.89	58.18	60.97	60.44	61.52	25.64	23.92	27.64	50.45	56.73	45.44
		20	60.58	58.76	62.55	58.58	56.02	61.41	64.15	61.38	67.20	32.97	31.64	34.42	53.90	55.40	52.49
		30	62.57	61.15	64.07	64.22	62.38	66.18	69.59	67.88	71.40	33.27	31.85	34.83	57.09	59.29	55.06
		40	<b>64.31</b>	62.65	<b>66.07</b>	61.71	59.92	63.63	71.64	69.67	<b>73.76</b>	34.74	34.11	35.41	58.36	61.67	55.39
	50	64.16	62.96	65.42	<b>65.36</b>	64.40	<b>66.35</b>	71.12	68.66	<b>73.76</b>	34.67	33.70	35.70	<b>58.74</b>	62.20	<b>55.66</b>	
	SC	0	39.11	45.86	34.10	40.17	46.62	35.29	73.64	82.96	66.20	42.22	52.45	35.33	50.89	62.90	42.74
		10	47.45	86.69	32.66	40.89	75.00	28.11	45.60	89.47	30.60	7.18	42.22	3.93	44.28	89.80	29.38
		20	50.87	89.53	35.53	49.95	81.46	36.02	50.36	89.74	35.00	16.22	63.38	9.30	45.06	<b>93.19</b>	29.72
		30	52.39	85.95	37.68	57.14	<b>84.97</b>	43.05	58.34	90.72	43.00	24.79	<b>69.52</b>	15.08	49.70	90.71	34.22
40		57.14	<b>90.12</b>	41.83	54.11	79.55	41.00	61.38	90.62	46.40	22.45	68.42	13.43	49.64	87.03	34.72	
50	54.89	88.25	39.83	57.88	84.31	44.07	63.01	<b>90.94</b>	48.20	24.58	66.36	15.08	51.94	87.70	36.89		
Sentiment Polarity	-	0	86.90	90.61	83.49	88.05	90.90	85.38	<b>88.68</b>	90.66	86.80	84.41	87.53	81.51	<b>89.57</b>	92.39	<b>86.93</b>
		10	84.13	83.12	85.16	84.86	81.11	88.97	85.78	85.59	85.97	85.59	82.76	88.63	81.61	91.41	73.73
		20	85.33	82.93	87.90	88.25	86.84	89.72	82.77	79.08	86.85	<b>89.29</b>	88.73	<b>89.85</b>	87.34	91.57	83.49
		30	86.98	85.83	88.17	88.12	86.80	89.48	84.05	81.43	86.85	86.41	85.07	87.80	88.52	92.31	85.05
		40	87.46	86.57	<b>88.38</b>	88.94	88.33	89.55	87.34	85.57	89.19	88.30	88.03	88.59	88.78	92.99	84.95
	50	<b>87.68</b>	87.27	88.10	<b>89.50</b>	88.94	<b>90.07</b>	87.65	85.50	<b>89.93</b>	88.89	88.81	88.98	89.00	93.46	84.95	
	SC	0	83.29	93.04	75.38	83.35	92.99	75.52	85.45	92.09	79.71	77.82	90.88	68.05	85.23	94.54	77.59
		10	56.48	97.08	39.83	53.68	<b>97.29</b>	37.07	53.52	95.60	37.16	17.66	93.02	9.76	56.86	97.70	40.09
		20	59.88	97.31	43.25	61.81	97.05	45.34	59.08	<b>96.67</b>	42.54	28.81	<b>100.00</b>	16.83	55.16	97.60	38.44
		30	61.95	96.39	45.64	67.19	96.45	51.55	64.72	95.69	48.90	37.25	95.00	23.17	61.61	97.45	45.05
40		65.15	<b>97.61</b>	48.89	65.46	94.77	50.00	68.13	95.18	53.06	36.90	98.94	22.68	64.56	<b>98.08</b>	48.11	
50	63.22	96.49	47.01	68.88	96.28	53.62	70.09	96.57	55.01	40.54	97.22	25.61	67.39	97.76	51.42		

Table 9: Gemma-2-9B: Performance scores at element-level for the ASQP task. The best score achieved by a method is presented in bold.

## F Performance Scores: Visualization

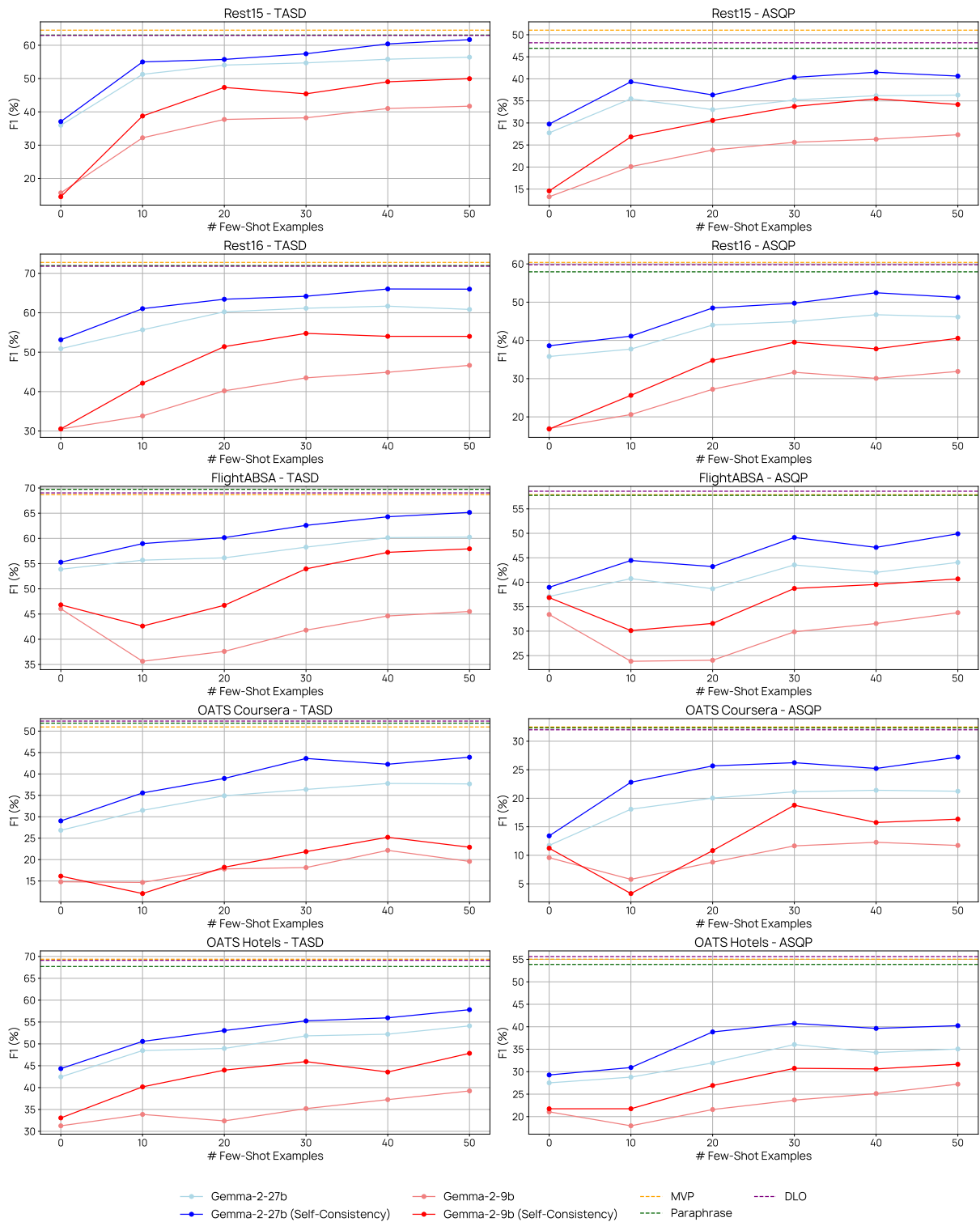


Figure 4: Influence of the amount of few-shot examples on the performance of Gemma-2-9B and Gemma-2-27B. Visualization includes comparison with performance scores of SOTA supervised methods MVP, Paraphrase and DLO.