

Speech-FT: Merging Pre-trained And Fine-Tuned Speech Representation Models For Cross-Task Generalization

Tzu-Quan Lin, Wei-Ping Huang, Hao Tang, Hung-yi Lee

Abstract—Fine-tuning speech representation models can enhance performance on specific tasks but often compromises their cross-task generalization ability. This degradation is often caused by excessive changes in the representations, making it difficult to retain information learned during pre-training. Existing approaches, such as regularizing weight changes during fine-tuning, may fail to maintain sufficiently high feature similarity with the pre-trained model, and thus could possibly lose cross-task generalization. To address this issue, we propose Speech-FT, a novel two-stage fine-tuning framework designed to maintain cross-task generalization while benefiting from fine-tuning. Speech-FT first applies fine-tuning specifically designed to reduce representational drift, followed by weight-space interpolation with the pre-trained model to restore cross-task generalization. Extensive experiments on HuBERT, wav2vec 2.0, DeCoAR 2.0, and WavLM Base+ demonstrate that Speech-FT consistently improves performance across a wide range of supervised, unsupervised, and multitask fine-tuning scenarios. Moreover, Speech-FT achieves superior cross-task generalization compared to fine-tuning baselines that explicitly constrain weight changes, such as weight-space regularization and LoRA fine-tuning. Our analysis reveals that Speech-FT maintains higher feature similarity to the pre-trained model compared to alternative strategies, despite allowing larger weight-space updates. Notably, Speech-FT achieves significant improvements on the SUPERB benchmark. For example, when fine-tuning HuBERT on automatic speech recognition, Speech-FT is able to reduce phone error rate from 5.17% to 3.94%, lower word error rate from 6.38% to 5.75%, and increase speaker identification accuracy from 81.86% to 84.11%. Speech-FT provides a simple yet powerful solution for further refining speech representation models after pre-training.

Index Terms—speech representation learning, fine-tuning strategy, model merging

I. INTRODUCTION

SPEECH representation models have become a cornerstone of modern speech processing [1]–[5], offering strong generalization across a wide range of downstream tasks such as phoneme recognition, speaker identification, and emotion recognition [6]–[8]. These models learn general speech representations from large-scale unlabeled data via self-supervised pre-training. Recently, there has been growing interest in further enhancing these representations through fine-tuning,

either using supervised signals [9] or by continuing the self-supervised pre-training process [10].

Despite its potential benefits, fine-tuning often leads to a degradation in cross-task generalization ability [9]. A fine-tuned model may become overly specialized to the target task, resulting in poor transferability to other tasks. While this issue has been partially attributed to changes in the pre-trained features [11], the underlying causes remain unclear. One common belief is that large deviations in weight space lead to representational drift [12]–[14]. However, this is not necessarily the case. Even with substantial weight updates, a model can retain high feature similarity to the original representations, depending on how fine-tuning is conducted [15].

A straightforward approach to preserving cross-task generalization is weight-space regularization, which penalizes large deviations from the pre-trained model during fine-tuning. While this constraint reduces deviations in weight space, it does not necessarily maintain feature similarity. As a result, models trained with weight-space regularization could possibly lose the relatively general representations learned during pre-training, leading to degraded performance on unrelated tasks.

In this work, we investigate *how fine-tuning can enhance pre-trained speech representation models while preserving cross-task generalization ability*. To achieve this, we propose **Speech-FT (Speech Fine-Tuning)**, a novel two-stage fine-tuning framework designed to maintain cross-task generalization while benefiting from fine-tuning. In the first stage, Speech-FT applies a fine-tuning strategy specifically designed to reduce representational drift with the pre-trained model. We refer to this approach as *stable fine-tuning* throughout this paper. In the second stage, Speech-FT further restores feature similarity and enhances cross-task generalization through weight-space interpolation between the pre-trained and fine-tuned models. This interpolation step can be interpreted as a form of model merging [16], which has been shown to effectively integrate information from different models. In the context of Speech-FT, interpolation combines task-specific information acquired during fine-tuning with the relatively general representations of the pre-trained model.

As we will analyze in Section V-D, Speech-FT achieves higher feature similarity with the pre-trained model compared to weight-space regularization, despite allowing larger parameter updates during fine-tuning. This aligns with prior work [15] which demonstrates the existence of low-impact subspaces in weight space where substantial weight changes induce minimal functional change; our findings provide empirical

Tzu-Quan Lin, Wei-Ping Huang and Hung-yi Lee are with the Graduate Institute of Communication Engineering, National Taiwan University, Taipei City 10617, Taiwan (e-mail: tzuquanlin@gmail.com; thomas1232121@gmail.com; hungyilee@ntu.edu.tw).

Hao Tang is with the School of Informatics, University of Edinburgh, Edinburgh EH8 9AB, United Kingdom (email: hao.tang@ed.ac.uk).

evidence suggesting that such invariant subspaces exist in the context of speech representation models as well.

We conduct extensive experiments primarily on HuBERT [4], across a variety of supervised and unsupervised fine-tuning scenarios. In addition, we validate the generality of Speech-FT on other speech representation models including wav2vec 2.0 [2], DeCoAR 2.0 [3], and WavLM Base+ [5]. Our evaluations on the SUPERB benchmark [6] reveal that Speech-FT consistently outperforms other baselines that constrain weight deviation during fine-tuning, such as weight-space regularization and LoRA fine-tuning [17].

In summary, the main contributions of this work are:

- We propose **Speech-FT**, a novel two-stage fine-tuning framework for speech representation models that designed to maintain cross-task generalization while benefiting from fine-tuning.
- We evaluate Speech-FT across diverse supervised and unsupervised fine-tuning scenarios, using various speech representation models, demonstrating its generality.
- Speech-FT offers an efficient and effective approach to further improve general speech representations after pre-training.
- We conduct extensive comparisons against a variety of baselines, including regularization-based methods and LoRA fine-tuning, and show that Speech-FT consistently achieves stronger performance.
- We conduct an in-depth analysis showing that Speech-FT's interpolation step plays a crucial role in restoring feature similarity with the pre-trained model, enabling it to maintain cross-task generalization ability while improving task-specific performance.

II. METHODOLOGY

A. Problem Formulation

Let the pre-trained speech representation model be denoted as θ_0 , whose representations are evaluated on a set of downstream tasks $\mathcal{T} = \{t_1, t_2, \dots, t_n\}$. Given a particular fine-tuning task \hat{t} , our objective is to design an algorithm C that produces a fine-tuned model $\hat{\theta} = C(\theta_0, \hat{t})$ which improves performance across tasks in \mathcal{T} .

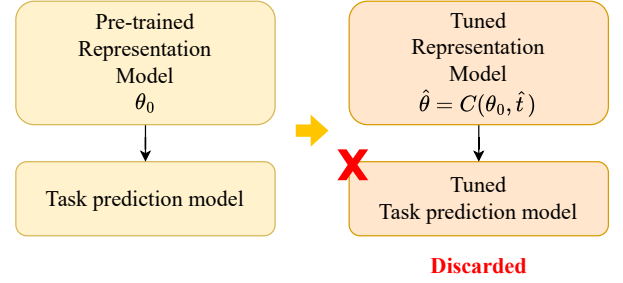
Figure 1 illustrates the overall pipeline. During fine-tuning, we attach a task prediction model D to the speech representation model θ_0 . The task prediction model D takes the speech representations generated by θ_0 as input and produces task-specific predictions. Both D and θ_0 are optimized jointly during fine-tuning. After fine-tuning, the task prediction model D is discarded, and we evaluate the representation of the fine-tuned model $\hat{\theta}$.

B. Speech-FT

Speech-FT consists of two main components: stable fine-tuning and weight-space interpolation. Algorithm 1 provides an overview of the Speech-FT procedure.

Stable Fine-tuning (Stable-FT). Fine-tuning speech representation models is challenging, as pre-trained representations can undergo significant drift due to mismatches between

Fine-tune on supervised task \hat{t}



Evaluate representation

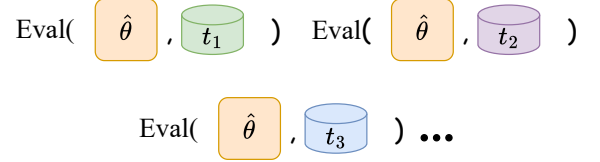


Fig. 1. Illustration of the pipeline for representation learning and evaluation. Our goal is to find an effective algorithm C to improve the representation of $\hat{\theta}$.

Algorithm 1 Speech-FT Procedure

- 1: **Input:** Pre-trained model weights θ_0 , task prediction model D , fine-tuning task \hat{t} , scaling factor α , stable fine-tuning rate β , total fine-tuning steps S
- 2: **Output:** Fine-tuned model weights $\hat{\theta}$
- 3: **Step 1: Freeze Downsampling Module**
- 4: Load the pre-trained model with weights θ_0
- 5: Freeze the downsampling module (e.g., the CNN feature extractor)
- 6: **Step 2: Stable Fine-tuning on Task \hat{t}**
- 7: **for** step $t = 1$ to S **do**
- 8: **if** $t \leq \beta\% \cdot S$ **then**
- 9: Update only the task prediction model D
- 10: **else**
- 11: Update the entire model except the downsampling module
- 12: **end if**
- 13: **end for**
- 14: **Step 3: Weight-space Interpolation**
- 15: Let θ' be the model weights after fine-tuning
- 16: Compute the merged model weights using linear interpolation:

$$\hat{\theta} = (1 - \alpha) \cdot \theta_0 + \alpha \cdot \theta'$$
- 17: **Return** $\hat{\theta}$

pre-training and fine-tuning tasks. To address this issue, we propose a stable fine-tuning process that helps minimize such drift.

When fine-tuning with a randomly initialized task prediction model D , the pre-trained features may be severely altered as the model adapts to the fine-tuning task [11]. This issue can be mitigated by first training a well-initialized task prediction model D . Therefore, we begin fine-tuning by updating only the task prediction model D during the initial $\beta\%$ of fine-tuning

steps.

We further stabilize fine-tuning by freezing the downsampling module. Modern speech representation models often include a downsampling module at the beginning, typically a multi-layer convolutional encoder that processes raw audio and generates downsampled features. Prior studies have shown that this module captures low-level features, such as frequency patterns [18], which are generally crucial for various applications. To preserve these low-level features, we freeze the downsampling module throughout the entire fine-tuning process.

Weight-space Interpolation. While stable fine-tuning could reduce representational drift to some extent, it may still be insufficient for fully preserving the cross-task generalization ability of the pre-trained model.

A straightforward approach to mitigating this issue is to add a weight-space regularization term during fine-tuning to keep the model closer to the pre-trained parameters in weight space. While this method can reduce deviation in weight-space, it might fail to maintain feature similarity with the pre-trained model, thereby limiting its effectiveness in preserving relatively general representations.

Instead, we adopt model merging as an alternative, combining the pre-trained and fine-tuned models using linear interpolation. Model merging techniques have been shown to effectively integrate information from different models [16], [19]–[22]. In our context, interpolating between the pre-trained and fine-tuned models leverages the pre-trained model’s strong cross-task generalization ability while still capturing task-specific improvements. Notably, this approach also helps restore feature similarity with the pre-trained model—an aspect that weight-space regularization often fails to preserve.

Formally, the weight-space interpolation is defined as follows: Given the pre-trained model’s weights θ_0 and the fine-tuned model’s weights θ' , we derive the merged model $\hat{\theta}$ as follows:

$$\hat{\theta} = (1 - \alpha) \cdot \theta_0 + \alpha \cdot \theta' \quad (1)$$

where α is a scaling hyperparameter ranging from 0 to 1, determining the balance between the pre-trained and fine-tuned models.

C. Scenarios with Multiple Fine-tuning Tasks

Speech-FT can also be applied to scenarios involving multiple fine-tuning tasks. Given multiple fine-tuning tasks $\{\hat{t}_1, \hat{t}_2, \dots, \hat{t}_k\}$, our goal is to design an algorithm C such that $\theta = C(\theta_0, \hat{t}_1, \hat{t}_2, \dots, \hat{t}_k)$ leads to improved representations. By leveraging multiple tasks $\hat{t}_1, \hat{t}_2, \dots, \hat{t}_k$, we aim to incorporate diverse information during fine-tuning, further enhancing speech representations.

We explore four different strategies for integrating multiple fine-tuning tasks:

Multitask Fine-tuning (MTF). We perform stable fine-tuning on the pre-trained model using multiple tasks simultaneously, where separate task prediction models are appended to the

pre-trained model. The resulting multitask model θ' is used in Speech-FT as follows:

$$\hat{\theta} = (1 - \alpha) \cdot \theta_0 + \alpha \cdot \theta' \quad (2)$$

Linear Merging. We perform stable fine-tuning on a separate model for each task, resulting in $\theta'_1, \theta'_2, \dots, \theta'_k$. These models are then merged by averaging as follows:

$$\hat{\theta} = (1 - \alpha) \cdot \theta_0 + \alpha \cdot \left(\frac{1}{k} \sum_{i=1}^k \theta'_i \right) \quad (3)$$

TIES Merging. In contrast to linear merging, we adopt a more sophisticated merging technique known as TIES merging [23]. The resulting model in Speech-FT is given by:

$$\hat{\theta} = (1 - \alpha) \cdot \theta_0 + \alpha \cdot \text{TIES}(\theta'_1, \theta'_2, \dots, \theta'_k) \quad (4)$$

Sequential Fine-tuning. We apply Speech-FT to each fine-tuning task $\hat{t}_1, \hat{t}_2, \dots, \hat{t}_k$ in sequence, using the output model from the previous task as the pre-trained model for the next. This yields a final model that has been fine-tuned on all tasks one after another.

III. EXPERIMENTS

All experiments are conducted on HuBERT [4], unless otherwise specified. We evaluate the generality of our method on wav2vec 2.0 [2], DeCoAR 2.0 [3], and WavLM Base+ [5] in Section V-A. Instead of pre-training these models from scratch, we use publicly available pre-trained models¹²³ as the starting point for fine-tuning. HuBERT, wav2vec 2.0, DeCoAR 2.0, and WavLM Base+ contain approximately 94M, 95M, 90M, and 95M parameters, respectively.

For each fine-tuning task, we select the checkpoint with the best validation score. For weight-space interpolation, we fix the scaling factor $\alpha = 0.25$ throughout the paper and discuss its impact in Section V-D. For stable fine-tuning, where only the task prediction model D is updated during the initial $\beta\%$ of fine-tuning steps, we set $\beta = 10\%$ across all experiments. We fine-tune all model parameters except the downsampling module, which is kept frozen for stable fine-tuning. In Section V-C, we additionally include parameter-efficient fine-tuning baselines for comparison. All fine-tuning experiments are performed on a single NVIDIA RTX 3090 GPU. We outline the hyperparameters, objectives, datasets, task prediction models D , and computational budget used for different fine-tuning tasks below.

A. Supervised Fine-tuning Tasks

To ensure a balanced and representative evaluation, we select two tasks from each of four major categories commonly studied in speech processing: recognition-related tasks, phoneme-related tasks, speaker-related tasks, and emotion-related tasks.

Automatic Speech Recognition (ASR) on TED-LIUM. TED-LIUM [24] is a dataset comprising English TED talks

¹<https://github.com/facebookresearch/fairseq>

²<https://github.com/awsmlabs/speech-representations/>

³<https://github.com/microsoft/unilm/tree/master/wavlm>

TABLE I
A COMPARISON OF STABLE FINE-TUNING (STABLE-FT) AND REGULAR FINE-TUNING.

Fine-tuning Task	Method	PR	SID	ER	SF		SUPERB _s ↑
		PER%↓	ACC%↑	ACC%↑	F1↑	CER%↓	
SID on Voxceleb1	Stable-FT	29.08	87.75	60.29	77.64	43.27	651.42
	Regular fine-tuning	34.68	86.96	56.09	73.73	46.61	568.62
ER on CREMA-D	Stable-FT	6.62	81.48	64.69	87.28	27.03	847.33
	Regular fine-tuning	6.25	80.1	64.34	86.43	27.97	834.38

paired with corresponding transcriptions. The task prediction model is a three-layer LSTM trained using CTC loss. Fine-tuning is conducted for 50,000 steps with an effective batch size of 32 and a learning rate of 10^{-4} . We ensure data quality by excluding samples containing the <UNK> token and limit the training set to a randomly selected 100-hour subset. The entire process takes approximately 12 hours.

Phoneme Classification (PC) on TIMIT. TIMIT [25] is a widely used English dataset for phoneme classification. The task prediction model is a linear projection layer trained with cross-entropy loss. Fine-tuning is performed for 300,000 steps with a batch size of 16 and a learning rate of 10^{-4} . Following prior work [26], we use standard training and validation splits, with the training set containing approximately 3.14 hours of data. The entire process takes about 6 hours.

Speaker Identification (SID) on Librispeech.

Librispeech [27] is a corpus of approximately 1,000 hours of read English speech. The task prediction model is a linear projection layer that takes mean-pooled speech representations as input and is trained with cross-entropy loss. Fine-tuning is conducted for 100,000 steps using a batch size of 32 and a learning rate of 2×10^{-4} . Following prior work [28], we randomly sample a 10-hour subset while maintaining the same number of speakers. The entire process takes around 12 hours.

Emotion Recognition (ER) on CREMA-D. CREMA-D [29] is an audio-visual emotional dataset with 7,442 English speech clips from 91 actors. Only speech-based emotional annotations are used. The task prediction model is a linear projection layer that takes mean-pooled speech representations as input and is trained with cross-entropy loss. Fine-tuning is performed for 15,510 steps with a batch size of 32 and a learning rate of 10^{-4} . Following the EMO-SUPERB setup [30], the training set contains approximately 6.5 hours of speech, and the entire process takes around 5 hours.

Automatic Speech Recognition (ASR) on Librispeech. The task prediction model is a three-layer LSTM trained with CTC loss. Fine-tuning is conducted for 200,000 steps with a batch size of 32 and a learning rate of 10^{-4} , using the 100-hour subset of Librispeech for training and the dev-clean subset for validation. The entire process takes approximately 28 hours.

Phoneme Recognition (PR) on Librispeech. The task prediction model is a linear projection layer trained with CTC loss. Fine-tuning is performed for 100,000 steps with a batch size of 32 and a learning rate of 10^{-4} , using the 100-hour

subset of Librispeech for training and the dev-clean subset for validation. The entire process takes approximately 15 hours.

Speaker Identification (SID) on VoxCeleb1. VoxCeleb1 [31] is a large-scale speaker identification dataset. The task prediction model is a linear projection layer that processes mean-pooled speech representations and is trained with cross-entropy loss. Fine-tuning is conducted for 200,000 steps with a batch size of 32 and a learning rate of 10^{-4} , using approximately 318 hours of speech data. The entire process takes around 30 hours.

Emotion Recognition (ER) on IEMOCAP. IEMOCAP [32] is a widely used dataset for emotion recognition. The task prediction model is a linear projection layer that processes mean-pooled speech representations and is trained with cross-entropy loss. Fine-tuning is conducted for 30,000 steps with a batch size of 32 and a learning rate of 10^{-4} , using Sections 2 to 5 for training and Section 1 for validation. The training set contains approximately 5.56 hours of speech, and the entire process takes around 5 hours.

B. Unsupervised Fine-tuning Tasks

For unsupervised fine-tuning, we perform continued pre-training of HuBERT on AISHELL-3 [33], a widely used Mandarin speech corpus published by Beijing Shell Shell Technology Co.,Ltd. Our goal is to examine whether Speech-FT enables the model to adapt to a new language (Chinese) while maintaining its performance on a previously learned language (English). We perform continued pre-training for 100,000 steps with an effective batch size of 32 and a learning rate of 10^{-5} . The entire process takes approximately 24 hours. Since the data in AISHELL-3 has a sampling rate of 44100, we resample it to 16000 to match the sampling rate of HuBERT. The training dataset of AISHELL-3 consist of approximately 63.17 hours of data.

Since the k-means models used to generate the targets for HuBERT Base have never been publicly released (only the model for HuBERT Large is available⁴), we follow the approach proposed in prior work [34], generating pre-training targets by running HuBERT Base and extracting the arg max from its predictions as pseudo targets. We refer to this method as continued pre-training, as it extends the pre-training process of the original model. From another perspective, it can also

⁴https://dl.fbaipublicfiles.com/hubert/hubert_base_ls960_L9_km500.bin

TABLE II
SUPERB SCORE RESULTS ON EIGHT SUPERB FINE-TUNING TASKS.

Method	ASR (TED-LIUM)	PC (TIMIT)	SID (Librispeech)	ER (CREMA-D)	ASR (Librispeech)	PR (Librispeech)	SID (Voxceleb1)	ER (IEMOCAP)
Speech-FT	905.79	877.66	877.97	871.93	882.44	883.93	881.07	1010.29
Stable-FT	870.71	726.64	847.33	741.19	805.33	842.03	651.42	908.86
Pre-trained	870.20							

be regarded as a form of self-training [35], since the pseudo targets are generated using the model itself.

We follow the default behavior of HuBERT [4] when extracting its prediction on targets. Specifically, a feature sequence $[o_1, \dots, o_T]$ is extracted from the encoder. Then, the distribution over codewords is parameterized with

$$\mathbf{P}_{t,c} = \frac{\exp(\text{sim}(Ao_t, e_c)/\tau)}{\sum_{c'=1}^C \exp(\text{sim}(Ao_t, e_{c'})/\tau)}, \quad (5)$$

where A is the projection matrix, e_c is the embedding for codeword c , $\text{sim}(\cdot, \cdot)$ computes the cosine similarity between two vectors, and τ scales the logit, which is set to 0.1. Then, the pseudo targets $\mathbf{y} = [y_1, \dots, y_T]$ are then obtained by applying the arg max:

$$y_t = \arg \max_c \mathbf{P}_{t,c}, \quad \forall t \in \{1, \dots, T\} \quad (6)$$

Although the dataset used for continued pre-training is a Mandarin speech corpus, we found that this method still generates a reasonable sequence of pseudo targets without significant cluster imbalance issues.

We adopt a simplified variant of the HuBERT loss as our continued pre-training objective [18], which is defined as a cross-entropy loss between the pseudo targets y_t and the output of a linear classifier at masked time steps. Specifically, we train a new projection matrix W using the following objective:

$$\mathcal{L} = \frac{1}{|M|} \sum_{t \in M} \text{CE}(Wo_t, y_t) \quad (7)$$

Here, M represents the set of masked time steps. The function $\text{CE}(\cdot, \cdot)$ refers to the cross-entropy loss. We follow the masking configuration of the original HuBERT. This variant of the HuBERT loss has been shown to be as effective as the original version [18], while also being more computationally efficient [36]. Furthermore, optimization without a learnable codebook is relatively stable, making it a suitable choice for continued pre-training.

C. Evaluation

Datasets and tasks. To evaluate the cross-task generalization ability of speech representations, we use the SUPERB [6] benchmark, which assesses models across a diverse set of downstream tasks, covering content, speaker, paralinguistic, and semantic aspects. Evaluating the entire SUPERB benchmark is computationally expensive due to its wide range of tasks. MiniSUPERB [37] addresses this by selecting representative tasks, demonstrating that evaluation on a well-chosen subset sufficiently reflects a model's performance. Following

this approach, we evaluate four tasks: phoneme recognition (PR, content) on Librispeech [27], speaker identification (SID, speaker) on Voxceleb1 [31], emotion recognition (ER, paralinguistic) on IEMOCAP [32], and slot filling (SF, semantic) on Audio SNIP [38]. To provide a more comprehensive evaluation, we additionally assess full SUPERB benchmark performance on representative models in Section V-A. We report phone error rate (PER%) for PR, accuracy (ACC%) for SID and ER, and slot-type F1 score (F1) along with slot value CER (CER%) for SF. We adhere to the default SUPERB evaluation setup, where the speech representation model remains frozen, and the weighted sum of its layer-wise features is used as input for the downstream model. Recall from Section II-A that our goal is to evaluate cross-task generalization. As such, the task prediction model D is discarded after fine-tuning. Instead, we train a separate downstream model for each SUPERB evaluation task. During training, only the learnable weighted sum and the downstream model are updated. To ensure the stability of the weighted sum features, we apply layer normalization to the representations before computing the sum. The performance of HuBERT, wav2vec 2.0, DeCoAR 2.0, and WavLM Base+ reported in this paper has been reproduced with this modification. We adhere to the default number of update steps specified by the official SUPERB evaluation tool, s3prl⁵, for downstream model training.

SUPERB Score. To facilitate a more intuitive and unified comparison of different speech representation models, we adopt the SUPERB score (SUPERB_S) as introduced in the SUPERB SLT 2022 Challenge [8]. This score linearly scales each task's performance between a traditional baseline (Fbank) and the best known result (SOTA) from prior work, reflecting how much each model improves upon traditional features relative to state-of-the-art representations. When traditional spectral features already perform close to SOTA, even small improvements are treated as more significant—implicitly accounting for task difficulty. For tasks with multiple evaluation metrics, an average is first computed across metrics within the same task, followed by an average across all tasks. Mathematically, let $\phi_{t,j}(f)$ be the score of model f on metric j of task t , with $\phi_{t,j}(\text{Baseline})$ and $\phi_{t,j}(\text{SOTA})$ denoting the corresponding baseline and SOTA values, respectively. Define \mathcal{T} as the set of evaluation tasks and \mathcal{M}_t as the set of metrics for task t . The full formulation is:

⁵<https://github.com/s3prl/s3prl/tree/main>

TABLE III
DETAILED SUPERB DOWNSTREAM RESULTS FOR EIGHT SUPERVISED FINE-TUNING TASKS. BACKGROUND COLOR HIGHLIGHTS CASES WHERE THE FINE-TUNING TASK MATCHES THE EVALUATION TASK.

Fine-tuning Task	Method	PR on Librispeech	SID on Voxceleb1	ER on IEMOCAP	SF on SNIPS	
		PER%↓	ACC%↑	ACC%↑	F1↑	CER%↓
ASR on TED-LIUM	Speech-FT	3.94	84.11	67.78	88.84	23.46
	Stable-FT	5.22	79.89	65.38	88.52	23.80
PC on TIMIT	Speech-FT	4.76	81.78	65.48	88.65	24.05
	Stable-FT	10.34	66.34	61.25	83.50	33.82
SID on Librispeech	Speech-FT	5.67	83.24	65.48	87.98	24.90
	Stable-FT	14.18	75.52	59.51	84.73	31.54
ER on CREMA-D	Speech-FT	5.02	83.36	65.59	88.41	24.75
	Stable-FT	6.62	81.48	64.69	87.28	27.03
ASR on Librispeech	Speech-FT	3.93	82.79	66.38	87.97	24.93
	Stable-FT	5.35	72.14	63.82	86.01	29.32
PR on Librispeech	Speech-FT	2.99	81.95	65.79	88.60	24.52
	Stable-FT	2.21	75.60	63.14	88.09	26.24
SID on Voxceleb1	Speech-FT	6.91	88.80	66.03	87.20	25.23
	Stable-FT	29.08	87.75	60.29	77.64	43.27
ER on IEMOCAP	Speech-FT	4.95	82.63	85.95	87.23	25.80
	Stable-FT	16.11	73.07	90.07	81.40	36.62
Pre-trained		5.17	81.86	64.99	88.54	24.70

TABLE IV
RESULTS OF SPEECH-FT ON THE UNSUPERVISED FINE-TUNING TASK, WHERE HUBERT IS CONTINUOUSLY PRE-TRAINED ON THE CHINESE SPEECH CORPUS AISHELL-3 [33].

Method	English						Chinese
	PR	SID	ER	SF	SUPERBs ↑	zh-CN ASR	zh-CN ASR
	PER%↓	ACC%↑	ACC%↑	F1↑			
Speech-FT	5.27	81.57	65.43	87.82	25.20	866.51	24.23
Stable-FT	10.84	78.52	62.81	85.28	30.44	789.88	23.47
Pre-trained	5.17	81.86	64.99	88.54	24.70	870.2	24.94

$$\Phi_{t,j}(f) = \frac{\phi_{t,j}(f) - \phi_{t,j}(\text{Baseline})}{\phi_{t,j}(\text{SOTA}) - \phi_{t,j}(\text{Baseline})} \quad (8)$$

$$\text{SUPERBs}(f) = \frac{1000}{|\mathcal{T}|} \sum_{t \in \mathcal{T}} \frac{1}{|\mathcal{M}_t|} \sum_{j \in \mathcal{M}_t} \Phi_{t,j}(f) \quad (9)$$

The performance of both FBank and SOTA models is obtained from the SUPERB journal extension [39]. The final score is scaled by a factor of 1000 for readability. In this paper, we report SUPERBs based on four downstream tasks: PR, SID, ER, and SF. This metric has been widely adopted in previous studies for evaluating generalization across speech tasks [40]–[45].

Baselines. Our goal is to improve pre-trained speech representation models through fine-tuning. Therefore, the most fundamental baseline is the pre-trained model itself, denoted as **Pre-trained**. Another key baseline is stable fine-tuning, abbreviated as **Stable-FT**. We exclude regular fine-tuning from our baselines for the following reasons: First, we empirically found that in some cases, regular fine-tuning fails entirely, preventing successful fine-tuning of the speech representation

model. Second, even in cases where regular fine-tuning succeeds, it consistently underperforms compared to Stable-FT, making Stable-FT a stronger and more reliable baseline, as shown in Table I.

The baselines can also be viewed as variations of α in Equation 1, where **Stable-FT** corresponds to **Speech-FT** with $\alpha = 1.0$, and **Pre-trained** corresponds to **Speech-FT** with $\alpha = 0.0$.

In addition to these two core comparisons, we further benchmark Speech-FT against several fine-tuning strategies that constrain weight deviation during fine-tuning, as detailed in Section V-C. These strategies include: (1) **Weight-space regularization**, which penalizes deviations from the pre-trained weights during fine-tuning; (2) **LoRA fine-tuning** [17], which inserts trainable low-rank adapters instead of modifying the full set of parameters; (3) **Early stopping**, where checkpoints are taken early in the fine-tuning process to limit weight deviation.

IV. MAIN RESULTS

In this section, we show the effectiveness of Speech-FT in three different scenarios: supervised, unsupervised, and

TABLE V

RESULTS OF SPEECH-FT WHEN USING TWO FINE-TUNING TASKS: PHONEME RECOGNITION (PR) ON LIBRISPEECH AND SPEAKER IDENTIFICATION (SID) ON VOXCELEB1. THE BACKGROUND COLOR HIGHLIGHTS CASES WHERE THE EVALUATION TASK IS INCLUDED IN THE FINE-TUNING TASKS.

Strategy	Method	PR	SID	ER	SF		SUPERBs \uparrow
		PER% \downarrow	ACC% \uparrow	ACC% \uparrow	F1 \uparrow	CER% \downarrow	
MTF	Speech-FT	4.27	85.47	65.71	87.76	25.46	880.63
	Stable-FT	2.86	86.57	57.06	83.95	31.07	785.85
Linear Merge	Speech-FT	4.32	85.60	66.17	88.22	25.53	886.36
	Stable-FT	9.80	87.21	63.72	85.34	30.45	822.72
TIES Merge	Speech-FT	4.67	86.23	65.46	88.47	24.77	885.95
	Stable-FT	14.67	88.57	62.46	84.24	32.45	788.91
Sequential	Speech-FT	4.77	87.61	65.80	88.15	25.45	887.50
	Stable-FT	25.72	85.97	60.03	76.13	42.76	648.96
Pre-trained		5.17	81.86	64.99	88.54	24.70	870.20

TABLE VI

THE RESULTS OF SPEECH-FT UNDER A GRADUALLY INCREASING NUMBER OF FINE-TUNING TASKS. “PR” DENOTES PR ON LIBRISPEECH, “SID” DENOTES SID ON VOXCELEB1, AND “ER” DENOTES ER ON IEMOCAP.

Fine-tuning Tasks	SUPERBs \uparrow
PR	883.93
PR+SID	886.36
PR+SID+ER	916.8
Pre-trained	870.2

multitask fine-tuning.

A. Supervised Fine-tuning

We begin by fine-tuning HuBERT on various supervised tasks, including automatic speech recognition (ASR) on TED-LIUM [24], phoneme classification (PC) on TIMIT [25], speaker identification (SID) on Librispeech [27], emotion recognition (ER) on CREMA-D [29], ASR on Librispeech, phoneme recognition (PR) on Librispeech, SID on VoxCeleb1 [31], and ER on IEMOCAP [32].

Table II presents the SUPERB score results, where Speech-FT consistently outperforms Stable-FT across all supervised fine-tuning tasks. Additionally, Speech-FT improves performance compared to the pre-trained model for all tasks.

A detailed breakdown of the SUPERB downstream results is provided in Table III. The background color highlights cases where the fine-tuning task matches the evaluation task. Overall, Stable-FT significantly degrades performance on unrelated tasks. For instance, fine-tuning on SID with VoxCeleb1 causes substantial degradation in PR and SF, with PER increasing by 23.91% and CER by 18.57%, respectively. Similarly, fine-tuning on SID with Librispeech leads to performance drops in PR and SF, with PER increasing by 9.01% and CER by 6.84%. Fine-tuning on PC with TIMIT negatively impacts SID, reducing ACC by 15.52%.

In contrast, Speech-FT not only preserves the cross-task generalization ability of the pre-trained model but also enhances overall representation quality, as reflected in the increased SUPERB score. Notably, fine-tuning on ASR tasks

such as TED-LIUM yields consistent improvements across all evaluation tasks. We hypothesize that this is because ASR involves learning both phonetic and temporal patterns, which benefit other tasks through shared feature representations. For example, Speech-FT on TED-LIUM leads to a 1.23% PER reduction on PR, a 2.25% ACC increase on SID, a 2.79% ACC increase on ER, and a 1.24% CER reduction on SF. These results indicate that Speech-FT effectively leverages rich ASR supervision to improve speech representations.

B. Unsupervised Fine-tuning

We further evaluate the effectiveness of Speech-FT in an unsupervised fine-tuning scenario, where no task-specific labels are available. Specifically, we simulate a cross-lingual setting by continuing HuBERT pre-training on AISHELL-3 [33], a large-scale Mandarin speech corpus, using the self-supervised objective described in Equation 7. This setting mimics the realistic case where practitioners adapt pre-trained speech models to new domains or languages using only unlabeled data.

To evaluate whether the model retains its ability to represent the original language, we assess performance on English downstream tasks from SUPERB. Additionally, to examine adaptation to the new language, we introduce Mandarin ASR from the Common Voice corpus [46] as an auxiliary evaluation task.

Results are shown in Table IV. We observe that continued pre-training alone (i.e., Stable-FT) severely degrades generalization to English tasks, causing a drop of 80.32 in the SUPERB score. In contrast, Speech-FT achieves a significantly better trade-off: it improves performance on the Chinese ASR task while largely preserving the model’s English ability. This demonstrates that Speech-FT mitigates the representational forgetting typically observed in naive unsupervised adaptation and enables more effective cross-lingual fine-tuning.

C. Multiple Fine-tuning Tasks

We further evaluate Speech-FT in the context of multiple fine-tuning tasks. We first present the results using two fine-tuning tasks: PR on Librispeech and SID on VoxCeleb1. Recall

TABLE VII
RESULTS OF SPEECH-FT ON WAV2VEC 2.0, DeCoAR 2.0, AND WAVLM BASE+ WHEN FINE-TUNING WITH ASR ON TED-LIUM.

Model	Method	PR	SID	ER	SF		SUPERB _s ↑
		PER%↓	ACC%↑	ACC%↑	F1↑	CER%↓	
Wav2vec 2.0	Speech-FT	4.14	78.44	64.87	88.37	24.1	864.79
	Stable-FT	6.84	72.95	64.53	87.22	26.45	824.82
	Pre-trained	5.78	75.26	63.45	88.12	24.88	837.08
DeCoAR 2.0	Speech-FT	10.29	73.98	63.01	85.37	30.39	781.77
	Stable-FT	16.92	66.56	61.16	83.14	34.47	701.6
	Pre-trained	14.91	74.21	62.46	83.18	34.66	736.77
WavLM Base+	Speech-FT	3.42	88.12	69.02	90.73	21.1	945.5
	Stable-FT	3.93	83.2	67.63	89.41	22.95	907.31
	Pre-trained	3.94	89.43	68.67	90.52	21.3	942.96

TABLE VIII

THE FULL SUPERB BENCHMARK EVALUATION RESULTS FOR FINE-TUNING HUBERT AND WAVLM BASE+ WITH ASR ON TED-LIUM. NOTE THAT THE SUPERB SCORE “SUPERB_{FULL}” REPORTED HERE IS COMPUTED ACROSS THE ENTIRE SUPERB BENCHMARK AND, THEREFORE, IS NOT DIRECTLY COMPARABLE TO THE SUPERB_s SCORES IN THIS PAPER, WHICH ARE BASED ON ONLY FOUR EVALUATION TASKS.

Model	Method	PR	ASR	KS	QbE	SID	ASV	SD	ER	IC	SF		SUPERB _{FULL} ↑
		PER%↓	WER%↓	ACC%↑	MTWV↑	ACC%↑	EER%↓	DER%↓	ACC%↑	ACC%↑	F1↑	CER%↓	
HuBERT	Speech-FT	3.94	5.75	96.69	0.1011	84.11	5.27	5.99	67.78	98.97	88.84	23.46	874.51
	Stable-FT	5.22	7.63	96.92	0.0970	79.89	5.34	6.02	65.38	98.71	88.52	23.80	845.00
	Pre-trained	5.17	6.38	96.59	0.0687	81.86	5.56	6.32	64.99	98.02	88.54	24.70	815.47
WavLM Base+	Speech-FT	3.42	5.18	97.44	0.1090	88.12	4.34	3.84	69.02	99.10	90.73	21.10	950.6
	Stable-FT	3.93	6.29	96.72	0.1189	83.20	5.04	5.19	67.63	98.79	89.41	22.95	905.09
	Pre-trained	3.94	5.57	97.36	0.0989	89.43	4.12	3.50	68.67	98.99	90.52	21.30	946.95

that there are four strategies for incorporating multiple fine-tuning tasks: multitask fine-tuning (MTF), linear merging, TIES merging, and sequential fine-tuning. For sequential fine-tuning, we follow a fixed order where PR on Librispeech is applied first, followed by SID on VoxCeleb1.

The results are shown in Table V. Overall, Stable-FT significantly degrades performance on PR, ER, and SF. For example, under the sequential fine-tuning strategy, PR increases by 20.55% PER, ER decreases by 4.96% ACC, and SF increases by 18.06% CER. Similarly, with the TIES merging strategy, PR increases by 9.5% PER, ER decreases by 2.53% ACC, and SF increases by 7.75% CER. In contrast, Speech-FT effectively mitigates this degradation, leading to an overall improvement in the SUPERB score compared to the pre-trained model.

Interestingly, sequential fine-tuning performs the worst among the strategies when using Stable-FT alone. However, when Speech-FT is applied after each task, it becomes the best-performing strategy overall. We attribute this to the effect of repeated interpolation steps, which serve to gradually integrate task-specific information while continually restoring relatively general representations. This process mitigates interference between task-specific representations and leads to improved cross-task generalization.

To further illustrate the benefits of Speech-FT in multiple fine-tuning tasks, we present the results of gradually increasing the number of fine-tuning tasks in Table VI. In this experiment, we adopt linear merging as a representative strategy due to its practical advantage of efficiently utilizing already fine-tuned models without requiring joint retraining. The results

indicate that as more fine-tuning tasks are introduced, Speech-FT steadily improves the SUPERB score, demonstrating its ability to absorb and leverage information from different tasks.

V. DISCUSSION

A. Generality of Speech-FT across Models and Evaluation Tasks

To investigate the generality of Speech-FT, we first examine Speech-FT across speech representation models with diverse pre-training objectives, and then assess its performance under a comprehensive evaluation setting using the full SUPERB benchmark [6]. We adopt ASR on TED-LIUM [24] as the fine-tuning task throughout this subsection.

Speech-FT is effective across different speech representation models.

We first apply Speech-FT to two widely used speech representation models that have distinct pre-training objectives [47] from HuBERT: wav2vec 2.0 [2], which is trained with a contrastive objective; and DeCoAR 2.0 [3], which is based on a generative approach.

The results are shown in Table VII. Speech-FT consistently improves performance across evaluation tasks for both models. In contrast, Stable-FT often results in degraded performance on tasks such as SID and ER. For example, when applied to DeCoAR 2.0, Speech-FT increases the SUPERB score from 736.77 (pre-trained model) to 781.77, whereas Stable-FT reduces it to 701.6. Similar results are observed for wav2vec 2.0, highlighting the generality of Speech-FT across models with different pre-training paradigms.

TABLE IX

ABLATION STUDIES ON STABLE FINE-TUNING IN SPEECH-FT. BACKGROUND COLOR HIGHLIGHTS CASES WHERE THE FINE-TUNING TASK MATCHES THE EVALUATION TASK. WE USE PHONEME CLASSIFICATION (PC) ON TIMIT AND SPEAKER IDENTIFICATION (SID) ON VOXCELEB1 AS THE FINE-TUNING TASKS.

Fine-tuning Task	Method	PR	SID	ER	SF		SUPERB _S ↑
		PER%↓	ACC%↑	ACC%↑	F1↑	CER%↓	
SID on Voxceleb1	Speech-FT	6.91	88.80	66.03	87.20	25.23	881.07
	- Stable fine-tuning	10.18	88.49	63.59	86.19	28.35	836.08
PC on TIMIT	Speech-FT	4.76	81.78	65.48	88.65	24.05	877.66
	- Stable fine-tuning	4.78	81.77	65.17	88.60	24.89	872.12
Pre-trained		5.17	81.86	64.99	88.54	24.70	870.20

We further evaluate Speech-FT on WavLM Base+ [5], a model that represents the state of the art among base-sized (Transformers of 12 layers) speech representation models. Notably, WavLM Base+ is pre-trained on 94,000 hours of unlabelled speech, in contrast to the 960 hours used for HuBERT, wav2vec 2.0 and DeCoAR 2.0, resulting in significantly more general speech representations. Although the pre-trained model already demonstrates strong performance, Speech-FT is still able to deliver further improvements. In particular, the PER is reduced from 3.93% to 3.42% on PR, corresponding to a relative improvement of 12.97%. Although there is a minor degradation on SID, the overall SUPERB score still improves from 942.96 to 945.5. These results indicate that Speech-FT remains effective even on models that have been pre-trained on significantly larger datasets.

Speech-FT remains effective on full SUPERB evaluation.

We further evaluate Speech-FT on all ten tasks in the SUPERB benchmark, reporting the comprehensive SUPERB_{FULL} score. Unlike the SUPERB_S scores used elsewhere in the paper, SUPERB_{FULL} encompasses the complete set of tasks of SUPERB when computing Equation 9. In addition to PR, SID, ER, and SF, the full set includes: Automatic Speech Recognition (ASR), which transcribes audio into text and is evaluated using word error rate (WER); Keyword Spotting (KS), which detects target keywords and is evaluated by classification accuracy; Query by Example (QbE), which retrieves matching audio segments using maximum term-weighted value (MTWV); Automatic Speaker Verification (ASV), which verifies speaker identity using equal error rate (EER); Speaker Diarization (SD), which segments who spoke when using diarization error rate (DER); and Intent Classification (IC), which predicts utterance intent based on classification accuracy.

We select HuBERT and WavLM Base+ as representative models. The results are presented in Table VIII. Speech-FT significantly enhances the performance of HuBERT, raising its SUPERB_{FULL} score from 815.47 to 874.51. Consistent improvements are observed across content-related tasks (e.g., ASR: 6.38% WER to 5.75%), speaker-related tasks (e.g., ASV: 5.56% EER to 5.27%), and semantic-related tasks (e.g., IC: 98.02% to 98.97%).

For WavLM Base+, whose pre-trained model already exhibits strong performance, Speech-FT leads to minor drops on speaker-related tasks such as ASV and SD, but still yields

gains on most tasks. Notably, the overall SUPERB_{FULL} score increases from 946.95 to 950.60. These findings confirm that Speech-FT remains effective under extensive evaluation settings.

B. Stable-FT Enhances Cross-Task Generalization in Speech-FT

To understand the impact of Stable-FT in Speech-FT, we conduct an ablation study by removing it from the Speech-FT framework. This analysis is conducted on phoneme classification (PC) on TIMIT and speaker identification (SID) on VoxCeleb1. As shown in Table IX, removing Stable-FT significantly impairs the cross-task generalization ability of the model.

Specifically, when fine-tuning with SID, removing Stable-FT leads to notable performance degradation on unrelated tasks: PR increases by 3.27% PER, ER drops by 2.44% ACC, and SF increases by 3.12% CER. In this setting, the model even fails to outperform the pre-trained baseline in terms of the SUPERB score.

When fine-tuning with PC, the impact is less pronounced but remains evident: ER drops by 0.31% ACC, and SF increases by 0.84% CER. Although smaller in magnitude, these changes still negatively affect the model’s cross-task generalization ability, leading to a decrease in the SUPERB score. These results underscore the essential role of Stable-FT in enabling Speech-FT to preserve cross-task generalization.

C. Comparison to Baselines That Constrain Weight Deviation During Fine-tuning

In this section, we compare Speech-FT with several fine-tuning baselines that aim to constrain weight deviations during fine-tuning. These methods may reduce deviations in weight space; however, they do not necessarily maintain feature similarity with the pre-trained model. As a result, they may lose cross-task generalization ability after fine-tuning. Specifically, we apply several possible alternatives of weight-space interpolation *on top of Stable-FT*, including weight-space regularization, LoRA fine-tuning, and early checkpoints during the fine-tuning process.

All methods are applied to two representative fine-tuning tasks: TIMIT for phoneme classification (PC) and VoxCeleb1 for speaker identification (SID). Our goal is to determine

TABLE X

COMPARISON OF SPEECH-FT WITH ALTERNATIVE FINE-TUNING STRATEGIES. EXPERIMENTS ARE CONDUCTED ON PHONEME CLASSIFICATION (PC) USING THE TIMIT DATASET AND SPEAKER IDENTIFICATION (SID) USING VOXCELEB1. “WEIGHT-SPACE REG.” DENOTES FINE-TUNING WITH WEIGHT-SPACE REGULARIZATION. “LoRA” INDICATES LoRA FINE-TUNING. “EARLY CHECKPOINT (20%)” DENOTES THE MODEL SNAPSHOT SAVED AT 20% OF THE TOTAL FINE-TUNING STEPS. THE BACKGROUND COLOR HIGHLIGHTS CASES WHERE THE EVALUATION TASK IS INCLUDED IN THE FINE-TUNING TASKS.

Fine-tuning Task	Method	PR	SID	ER	SF		SUPERB _s ↑
		PER%↓	ACC%↑	ACC%↑	F1↑	CER%↓	
SID on Voxceleb1	Speech-FT	6.91	88.80	66.03	87.20	25.23	881.07
	Weight-Space Reg.	9.94	88.34	63.88	86.13	28.24	838.56
	LoRA	13.07	87.30	62.83	83.3	33.05	785.93
	Early Checkpoint (20%)	19.75	88.33	61.80	81.04	36.39	736.06
PC on TIMIT	Speech-FT	4.76	81.78	65.48	88.65	24.05	877.66
	Weight-Space Reg.	4.46	80.67	64.84	87.91	25.41	862.26
	LoRA	4.96	71.43	63.34	88.03	25.9	824.72
	Early Checkpoint (20%)	6.33	71.80	61.58	86.43	28.63	790.44
Pre-trained		5.17	81.86	64.99	88.54	24.70	870.20

whether these alternatives can match Speech-FT in preserving cross-task generalization ability. A detailed analysis of the underlying differences between these alternatives and Speech-FT is provided in Section V-D.

Speech-FT outperforms weight-space regularization.

Weight-space regularization offers a straightforward alternative to our interpolation-based approach by explicitly constraining parameter updates. During fine-tuning, we add a regularization term $\lambda \|\theta' - \theta_0\|_F^2$ to penalize deviation from the pre-trained weights. The hyperparameter λ is selected from $\{10^{-2}, 10^{-4}, 10^{-6}\}$, and we report the best-performing configuration.

As shown in Table X, weight-space regularization improves performance on tasks aligned with the fine-tuning objective, but consistently degrades performance on those that are not. For instance, when fine-tuned on PC, models trained with regularization perform worse than both Speech-FT and the pre-trained model on unrelated tasks such as SID and ER. SID accuracy drops to 80.67% and ER accuracy to 64.84%, both lower than the pre-trained scores of 81.86% and 64.99%, respectively. Similarly, when fine-tuned on SID, PER increases to 9.94% on PR, and ER accuracy drops to 63.88%, again underperforming both the pre-trained model and Speech-FT.

As a result, the overall SUPERB scores of regularized models are not only lower than those of Speech-FT, but also fall short of the pre-trained baseline. When fine-tuned on PC, weight-space regularization yields a SUPERB score of 862.26, compared to 877.66 from Speech-FT and 870.20 from the pre-trained model. When fine-tuned on SID, the regularized model scores 838.56—substantially below both Speech-FT at 881.07 and the pre-trained model at 870.20. These results suggest that weight-space regularization is insufficient to preserve the cross-task generalization ability of the pre-trained representations.

Speech-FT outperforms LoRA fine-tuning. To further contextualize the effectiveness of Speech-FT, we compare it with LoRA fine-tuning [17] as an additional baseline. LoRA was originally proposed to improve fine-tuning efficiency by

introducing low-rank adaptation modules while keeping the pre-trained weights fixed. It also serves as a relevant baseline for Speech-FT, as it similarly aims to minimize changes to the pre-trained model. However, while LoRA constrains changes in weight space, Speech-FT instead constrains changes in feature space. We follow the implementation of prior work [48] for LoRA fine-tuning on speech representation models.

As shown in Table X, LoRA consistently underperforms Speech-FT across all tasks, with particularly large performance drops on unrelated evaluation tasks. For instance, when fine-tuned on PC, LoRA achieves 71.43% accuracy on SID, 63.34% on ER, and a SUPERB score of 824.72. In comparison, Speech-FT achieves 81.78%, 65.48%, and 877.66, respectively.

A similar pattern is observed when fine-tuning on SID. In this setting, LoRA yields 9.94% PER on PR, 63.88% accuracy on ER, and a SUPERB score of 838.56. In contrast, Speech-FT achieves 6.91% PER, 66.03% accuracy, and a significantly higher SUPERB score of 881.07. These results indicate that although LoRA introduces minimal additional parameters, it still causes degraded cross-task generalization.

Speech-FT outperforms early checkpoints during fine-tuning.

We also examine whether stopping the fine-tuning process early could help preserve cross-task generalization. Specifically, we compare Speech-FT with checkpoints obtained at 20%, 40%, and 60% of the total fine-tuning steps. These checkpoints represent intermediate stages of fine-tuning, where the model has not yet fully adapted its parameters and thus remains relatively close to the pre-trained model in weight space.

Among the 20%, 40%, and 60% checkpoints, the 20% checkpoint yields the most favorable results, which we report in Table X. Although early checkpoints could introduce fewer deviations in weight space compared to full fine-tuning, they still lead to degraded performance across all evaluation tasks. When fine-tuned on PC, the 20% checkpoint yields a SUPERB score of 790.44, while SID accuracy drops from 81.86% (pre-trained model) to 71.80%. Similarly, when fine-tuned on SID, the SUPERB score decreases to 736.06, accompanied by an

TABLE XI
THE IMPACT OF HYPERPARAMETER α WHEN FINE-TUNING WITH PHONEME CLASSIFICATION ON TIMIT.

α	PR	SID	ER	SF		SUPERB _s ↑
	PER%↓	ACC%↑	ACC%↑	F1↑	CER%↓	
0.0	5.17	81.86	64.99	88.54	24.70	870.20
0.10	4.99	81.19	65.33	88.69	24.01	874.68
0.25	4.76	81.78	65.48	88.65	24.05	877.66
0.50	5.15	80.24	64.28	87.03	27.22	843.75
0.75	6.63	75.34	63.10	86.55	28.47	810.79
1.0	10.34	66.34	61.25	83.5	33.82	726.64

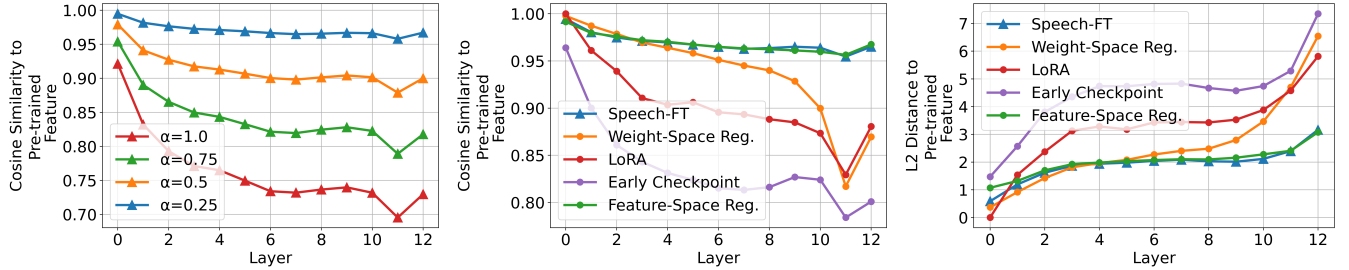


Fig. 2. Feature similarity with the pre-trained model. (Left) Effect of α on the cosine similarity between Speech-FT and pre-trained features. (Middle) Cosine similarity between the pre-trained features and those from Speech-FT, weight-space regularization (“Weight-Space Reg.”), LoRA fine-tuning (“LoRA”), early checkpoint during fine-tuning (“Early Checkpoint”), and feature-space regularization (“Feature-Space Reg.”). (Right) L2 distance between the pre-trained features and those from Speech-FT, weight-space regularization, LoRA fine-tuning, early checkpoint during fine-tuning, and feature-space regularization.

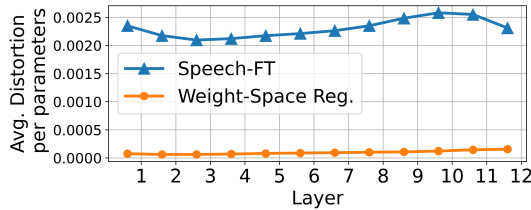


Fig. 3. Average L2 distortion per parameter in the weight space with respect to the pre-trained model. “Weight-Space Reg.” denotes weight-space regularization.

increase in PER on PR from 5.17% (pre-trained model) to 19.75%. These findings suggest that early stopping alone is insufficient to preserve cross-task generalization.

D. Speech-FT Preserves Feature Similarity Better Than Alternatives

In the previous section, we showed that Speech-FT achieves better cross-task generalization than other alternatives that aim to minimize deviations in weight space. To better understand why Speech-FT leads to improved cross-task generalization, we analyze the feature similarity between Speech-FT and the pre-trained model in this section. Motivated by the findings, we further introduce a feature-space regularization baseline to investigate whether constraining representational drift via a regularization term during fine-tuning can help preserve cross-task generalization. All analyses are conducted on the TIMIT dataset for phoneme classification (PC).

Weight-space interpolation effectively restores feature similarity to the pre-trained model. Table XI shows how the

performance of speech representations evolves as the interpolation hyperparameter α decreases from 1.0 (fully fine-tuned model) to 0.0 (pre-trained model). Fine-tuning without weight-space interpolation ($\alpha = 1.0$) compromises the cross-task generalization ability of the speech representation. However, as α decreases, the SUPERB score gradually improves, reaching its peak at $\alpha = 0.25$. As shown in the left panel of Figure 2, smaller values of α also lead to higher feature similarity with the pre-trained model. This helps explain the observed improvement in cross-task generalization when using lower values of α .

Speech-FT exhibits higher feature similarity to the pre-trained model than other alternatives

We further compare how similar the features of Speech-FT and other alternatives are to those of the pre-trained model. Although Speech-FT results in a larger change in weight space compared to weight-space regularization—as shown in Figure 3—it achieves much higher similarity at the feature level as shown in the middle panel of Figure 2. The right panel of Figure 2 further supports this observation using L2 distance as an additional measure, where Speech-FT again produces features more similar to those of the pre-trained model. It is worth noting that the regularization strength for weight-space regularization is a tunable hyperparameter, and all analyses in Figures 2 and 3 are based on its best-performing configuration.

These findings highlight a key difference between Speech-FT and weight-space regularization. While weight-space regularization could keep the fine-tuned model close to the pre-trained model in parameter space, it fails to preserve feature similarity. In contrast, Speech-FT, despite allowing more parameter changes, is better at maintaining the original feature space. This helps explain the results in Table X, where

TABLE XII
COMPARISON OF SPEECH-FT AND FEATURE-SPACE REGULARIZATION (“FEATURE-SPACE REG.”). WE USE PHONEME CLASSIFICATION ON TIMIT AS THE FINE-TUNING TASK FOR THIS EXPERIMENT.

Method	PR	SID	ER	SF		SUPERBs \uparrow
	PER% \downarrow	ACC% \uparrow	ACC% \uparrow	F1 \uparrow	CER% \downarrow	
Speech-FT	4.76	81.78	65.48	88.65	24.05	877.66
Feature-Space Reg.	5.53	81.72	65.01	87.76	26.44	858.39
Pre-trained	5.17	81.86	64.99	88.54	24.70	870.20

weight-space regularization degrades cross-task generalization more severely than Speech-FT. The reduced feature similarity in regularized models likely contributes to their weaker performance on tasks unrelated to the fine-tuning objective.

In addition, we compare Speech-FT with the other two alternative strategies: LoRA fine-tuning and early checkpoints during fine-tuning. Both approaches aim to limit parameter modifications to the pre-trained model during fine-tuning. However, as shown in Figure 2, both methods result in substantially lower feature similarity to the pre-trained model compared to Speech-FT. This finding, consistent with our earlier observations on weight-space regularization, suggests that merely constraining weight updates is insufficient to maintain the original feature space.

Overall, weight-space interpolation in Speech-FT proves significantly more effective at preserving feature similarity with the pre-trained model than other alternatives.

Speech-FT outperforms feature-space regularization.

Motivated by the observation in Figure 2, we further compare Speech-FT with a feature-space regularization baseline. This baseline introduces an additional loss term during fine-tuning that penalizes deviations in the model’s hidden representations from those of the pre-trained model. Specifically, let f' denote the feature produced by the model during fine-tuning and f_0 denote the corresponding feature from the pre-trained model. The regularization term takes the form $\lambda \|f' - f_0\|_F^2$. In practice, this regularization is applied to the hidden features across all layers. Same as weight-space regularization, the hyperparameter λ is tuned among $\{10^{-2}, 10^{-4}, 10^{-6}\}$, and we report the best-performing setting.

As shown in the middle and right panels of Figure 2, feature-space regularization successfully maintains a high degree of similarity to the pre-trained model across all layers, as measured by both cosine similarity and L2 distance. This suggests that the feature-space regularization objective is effective in constraining the representations to remain close to those learned during pre-training.

Correspondingly, Table XII shows that this method could help preserve cross-task generalization ability. Specifically, feature-space regularization achieves 81.72% accuracy on SID and 65.01% accuracy on ER, which are comparable to the performance of the pre-trained model. Compared to the results of weight-space regularization reported in Table X, which achieve 80.67% on SID and 64.84% on ER, feature-space regularization yields notable improvements on tasks unrelated to the fine-tuning objective.

However, feature-space regularization fails to yield improvements on the related task. For example, it results in a PER of 5.53% on PR, compared to 4.76% achieved by Speech-FT. This suggests that while adding a regularization term to constrain representational drift may help preserve cross-task generalization, it can also hinder the model’s ability to learn task-specific information. In contrast, Speech-FT does not impose any explicit regularization during fine-tuning; instead, it restores feature similarity with the pre-trained model through subsequent interpolation, thereby achieving a markedly better trade-off between the learning of task-relevant information and the preservation of cross-task generalization ability.

VI. RELATED WORK

A. Model Merging

Model merging is a technique that combines multiple models into a single model while preserving the key attributes of each original model [16]. Weight-space interpolation can be viewed as a form of model merging, where a pre-trained and a fine-tuned model are combined in parameter space.

Numerous studies have explored model merging in computer vision, including techniques for multi-target domain adaptation [49], efficient integration of vision-language models using reusable modules [50], and maintaining task-specific information through selective parameter merging [51]. In natural language processing, model merging methods have been applied to mitigate the alignment tax of RLHF via model averaging [52], enhance multi-task learning with large language models [53], and adapt models to low-resource languages by combining source and target models [54].

In the speech domain, several studies have investigated the applications of model merging. These include merging ASR models trained on different dataset distributions to enhance out-of-distribution generalization [55], [56], merging TTS models to interpolate speaker attributes [57], merging speech translation models to expand language pairs [58], and merging fine-tuned ASR models to support lifelong learning of unseen accents [22].

In contrast to these prior works, we propose a novel application of model merging for speech representation learning—an unexplored scenario. Our approach not only introduces model merging into this domain but also provides insights into how model merging can maintain cross-task generalization ability, offering a fresh perspective on its benefits.

B. Out-of-Distribution Generalization

Out-of-distribution (OOD) generalization aims to preserve a model's performance on OOD datasets after fine-tuning. Several studies in computer vision have explored OOD generalization for vision pre-trained models that could perform zero-shot inference. For instance, LP-FT [11] introduces a simple two-step approach—linear probing followed by full fine-tuning—to mitigate distortion in pre-trained features by first learning a near-optimal linear head during the initial steps. Model Soup [59] demonstrates that averaging the weights of models fine-tuned with different hyperparameter configurations can improve robustness on OOD datasets. Wise-FT [19] proposes merging the weights of pre-trained and fine-tuned models to enhance robustness on OOD datasets.

A closely related approach to Speech-FT is Wise-FT [19], which also employs weight-space interpolation between pre-trained and fine-tuned models. However, it differs in several key aspects. First, Wise-FT is specifically designed to enhance out-of-distribution (OOD) generalization in image classification, where the model is tested under distributional shifts such as changes in style or image perturbations. In contrast, Speech-FT addresses a more complex challenge—preserving generalization across diverse downstream tasks in speech representation learning. Second, Speech-FT introduces a Stable-FT stage before interpolation, which is shown in Section V-B to be critical for maintaining cross-task generalization. Notably, using weight-space interpolation alone may be insufficient to improve speech representation. Third, we evaluate the effectiveness of Speech-FT across diverse fine-tuning tasks in speech processing. We also evaluate Speech-FT under unsupervised language adaptation and in scenarios involving multiple fine-tuning tasks. These explorations have not been addressed in prior works. Finally, our study provides an analysis of why weight-space interpolation is effective in speech representation learning, offering insights that are absent from prior works.

C. Continual Learning

Continual learning, or lifelong learning, enables models to adapt to new domain data while retaining previously acquired knowledge. It addresses the issue of catastrophic forgetting [12] and is essential for handling dynamic and evolving environments. Continual learning typically involves multiple rounds of fine-tuning to simulate real-world scenarios where models continually learn from new data.

Several prior studies have explored continual learning for automatic speech recognition [22], [60], [61]. While we also aim to preserve previously acquired information, our objective is fundamentally different from that of continual learning. Rather than simulating a long sequence of tasks, we focus primarily on enhancing speech representations after a single fine-tuning stage. Since our main goal is to improve representation quality—rather than to ensure robustness under sequential task adaptation—it is unnecessary to introduce task sequences into our setting.

D. Fine-tuning Speech Representation Models

Several prior works have attempted to fine-tune speech representation models, with most focusing on improving performance on specific downstream tasks, such as speech recognition [48], [62]–[64] and emotion recognition [65], [66]. In contrast, our work falls within the domain of speech representation learning—we aim to improve the overall quality of speech representations through fine-tuning, with a focus on enhancing performance across a broad range of speech-related tasks.

One prior study explored improving speech representations via supervised fine-tuning tasks [9], but it did not explicitly address the preservation of cross-task generalization. As a result, their approach (denoted as regular fine-tuning in Table I) fails to generalize well across tasks.

Another study investigated continuing the pre-training process on a low-resource language [10], but their focus was on improving performance in that specific language. In contrast, our goal is to preserve generalization across both previously learned and new languages.

VII. CONCLUSION

We have presented Speech-FT, a simple yet effective fine-tuning strategy that enhances speech representation models while preserving their overall cross-task generalization ability. Speech-FT improves representations across diverse fine-tuning scenarios and model types, without introducing any additional computational cost compared to standard fine-tuning, making it both practical and efficient. Our extensive experiments demonstrate that Speech-FT consistently outperforms other fine-tuning baselines, including regularization-based approaches and parameter-efficient fine-tuning techniques. Looking ahead, we believe that Speech-FT may offer broader applicability in other domains, such as spoken language modeling and beyond.

REFERENCES

- [1] Yu-An Chung, Wei-Ning Hsu, Hao Tang, and James Glass, “An Unsupervised Autoregressive Model for Speech Representation Learning,” in *Interspeech 2019*, 2019, pp. 146–150.
- [2] Alexei Baevski, Yuhao Zhou, Abdelrahman Mohamed, and Michael Auli, “wav2vec 2.0: A Framework for Self-Supervised Learning of Speech Representations,” in *The Thirty-Fourth Annual Conference on Neural Information Processing Systems*, H. Larochelle, M. Ranzato, R. Hadsell, M.F. Balcan, and H. Lin, Eds., 2020, vol. 33, pp. 12449–12460.
- [3] Shaoshi Ling and Yuzong Liu, “DeCoAR 2.0: Deep Contextualized Acoustic Representations with Vector Quantization,” *arXiv preprint arXiv:2012.06659*, 2020.
- [4] Wei-Ning Hsu, Benjamin Bolte, Yao-Hung Hubert Tsai, Kushal Lakhotia, Ruslan Salakhutdinov, and Abdelrahman Mohamed, “HuBERT: Self-Supervised Speech Representation Learning by Masked Prediction of Hidden Units,” *IEEE/ACM Transactions on Audio, Speech, and Language Processing*, vol. 29, pp. 3451–3460, 2021.
- [5] Sanyuan Chen, Chengyi Wang, Zhengyang Chen, Yu Wu, Shujie Liu, Zhuo Chen, Jinyu Li, Naoyuki Kanda, Takuya Yoshioka, Xiong Xiao, Jian Wu, Long Zhou, Shuo Ren, Yanmin Qian, Yao Qian, Jian Wu, Michael Zeng, Xiangzhan Yu, and Furu Wei, “WavLM: Large-Scale Self-Supervised Pre-Training for Full Stack Speech Processing,” *IEEE Journal of Selected Topics in Signal Processing*, vol. 16, no. 6, pp. 1505–1518, 2022.

- [6] Shu-wen Yang, Po-Han Chi, Yung-Sung Chuang, Cheng-I Jeff Lai, Kushal Lakhotia, Yist Y. Lin, Andy T. Liu, Jiatong Shi, Xuankai Chang, Guan-Ting Lin, et al., “SUPERB: Speech Processing Universal PERFORMANCE Benchmark,” in *Interspeech 2021*, 2021, pp. 1194–1198.
- [7] Hsiang-Sheng Tsai, Heng-Jui Chang, Wen-Chin Huang, Zili Huang, Kushal Lakhotia, Shu-wen Yang, Shuyan Dong, Andy T. Liu, Cheng-I Jeff Lai, Jiatong Shi, et al., “SUPERB-SG: Enhanced Speech Processing Universal Performance Benchmark for Semantic and Generative Capabilities,” in *Proceedings of the 60th Annual Meeting of the Association for Computational Linguistics (ACL)*, 2022, pp. 8479–8492.
- [8] Tzu-hsun Feng, Annie Dong, Ching-Feng Yeh, Shu-wen Yang, Tzu-Quan Lin, Jiatong Shi, Kai-Wei Chang, Zili Huang, Haibin Wu, Xuankai Chang, et al., “SUPERB@SLT 2022: Challenge on Generalization and Efficiency of Self-Supervised Speech Representation Learning,” in *2022 IEEE Spoken Language Technology Workshop (SLT)*, 2023, pp. 1096–1103, IEEE.
- [9] Yi-Chen Chen, Shu-wen Yang, Cheng-Kuang Lee, Simon See, and Hung-yi Lee, “Speech Representation Learning Through Self-Supervised Pretraining and Multi-Task Finetuning,” *arXiv preprint arXiv:2110.09930*, 2021.
- [10] Yaroslav Getman, Tamás Grósz, and Mikko Kurimo, “What Happens in Continued Pre-Training? Analysis of Self-Supervised Speech Models with Continued Pre-Training for Colloquial Finnish ASR,” in *Interspeech 2024*, 2024, pp. 5043–5047.
- [11] Ananya Kumar, Aditi Raghunathan, Robbie Jones, Tengyu Ma, and Percy Liang, “Fine-Tuning Can Distort Pretrained Features and Underperform Out-of-Distribution,” in *The Tenth International Conference on Learning Representations*, 2022.
- [12] James Kirkpatrick, Razvan Pascanu, Neil Rabinowitz, Joel Veness, Guillaume Desjardins, Andrei A. Rusu, Kieran Milan, John Quan, Tiago Ramalho, Agnieszka Grabska-Barwinska, et al., “Overcoming Catastrophic Forgetting in Neural Networks,” *Proceedings of the National Academy of Sciences*, vol. 114, no. 13, pp. 3521–3526, 2017.
- [13] Ying Xu, Xu Zhong, Antonio Jimeno-Yepes, and Jey Han Lau, “Forget Me Not: Reducing Catastrophic Forgetting for Domain Adaptation in Reading Comprehension,” *2020 International Joint Conference on Neural Networks (IJCNN)*, pp. 1–8, 2019.
- [14] Sanyuan Chen, Yutai Hou, Yiming Cui, Wanxiang Che, Ting Liu, and Xiangzhan Yu, “Recall and Learn: Fine-tuning Deep Pretrained Language Models with Less Forgetting,” in *Proceedings of the 2020 Conference on Empirical Methods in Natural Language Processing (EMNLP)*, 2020, pp. 7870–7881, Association for Computational Linguistics.
- [15] Guruprasad Raghavan, Bahey Tharwat, Surya Narayanan Hari, Dhruvil Satani, Rex Liu, and Matt Thomson, “Engineering flexible machine learning systems by traversing functionally invariant paths,” *Nature Machine Intelligence*, vol. 6, no. 10, pp. 1179–1196, 2024.
- [16] Gabriel Ilharco, Marco Tulio Ribeiro, Mitchell Wortsman, Suchin Gururangan, Ludwig Schmidt, Hannaneh Hajishirzi, and Ali Farhadi, “Editing Models with Task Arithmetic,” in *The Eleventh International Conference on Learning Representations*, 2023.
- [17] Edward J. Hu, Yelong Shen, Phillip Wallis, Zeyuan Allen-Zhu, Yuanzhi Li, Shean Wang, Lu Wang, and Weizhu Chen, “LoRA: Low-Rank Adaptation of Large Language Models,” in *The Tenth International Conference on Learning Representations*, 2022.
- [18] Tzu-Quan Lin, Hung-yi Lee, and Hao Tang, “MelHuBERT: A Simplified HuBERT on Mel Spectrograms,” in *2023 IEEE Automatic Speech Recognition and Understanding Workshop (ASRU)*, 2023, pp. 1–8, IEEE.
- [19] Mitchell Wortsman, Gabriel Ilharco, Jong Wook Kim, Mike Li, Simon Kornblith, Rebecca Roelofs, Raphael Gontijo Lopes, Hannaneh Hajishirzi, Ali Farhadi, Hongseok Namkoong, and Ludwig Schmidt, “Robust Fine-Tuning of Zero-Shot Models,” in *Proceedings of the IEEE/CVF Conference on Computer Vision and Pattern Recognition (CVPR)*, 2022, pp. 7959–7971.
- [20] Yong Lin, Lu Tan, Yifan Hao, Honam Wong, Hanze Dong, Weizhong Zhang, Yujui Yang, and Tong Zhang, “Spurious Feature Diversification Improves Out-of-Distribution Generalization,” in *The Twelfth International Conference on Learning Representations*, 2024.
- [21] Yong Lin, Hangyu Lin, Wei Xiong, Shizhe Diao, Jianmeng Liu, Jipeng Zhang, Rui Pan, Haoxiang Zhang, Wenbin Hu, Hanning Zhang, et al., “Mitigating the Alignment Tax of RLHF,” in *Proceedings of the 2024 Conference on Empirical Methods in Natural Language Processing (EMNLP)*, 2024, pp. 580–606.
- [22] Devang Kulshreshtha, Nikolaos Pappas, Brady Houston, Saket Dingliwal, and Srikanth Ronanki, “Sequential Editing for Lifelong Training of Speech Recognition Models,” in *Interspeech 2024*, 2024, pp. 3919–3923.
- [23] Prateek Yadav, Derek Tam, Leshem Choshen, Colin A. Raffel, and Mohit Bansal, “TIES-Merging: Resolving Interference When Merging Models,” in *Thirty-seventh Conference on Neural Information Processing Systems*, 2023.
- [24] Anthony Rousseau, Paul Deléglise, and Yannick Estève, “TED-LIUM: An Automatic Speech Recognition Dedicated Corpus,” in *Proceedings of the Eighth International Conference on Language Resources and Evaluation (LREC’12)*, 2012, pp. 125–129, European Language Resources Association (ELRA).
- [25] John S. Garofolo, Lori F. Lamel, William M. Fisher, Jonathan G. Fiscus, David S. Pallett, and Nancy L. Dahlgren, “Darpa Timit Acoustic-Phonetic Continuous Speech Corpus CD-ROM TIMIT,” 1993.
- [26] Carla Lopes and Fernando Perdigao, “Phoneme Recognition on the TIMIT Database,” in *Speech Technologies*, Ivo Ipsic, Ed., chapter 14. IntechOpen, Rijeka, 2011.
- [27] Vassil Panayotov, Guoguo Chen, Daniel Povey, and Sanjeev Khudanpur, “LibriSpeech: An ASR Corpus Based on Public Domain Audio Books,” in *ICASSP 2015 - 2015 IEEE International Conference on Acoustics, Speech and Signal Processing (ICASSP)*, 2015, pp. 5206–5210, IEEE.
- [28] Aaron van den Oord, Yazhe Li, and Oriol Vinyals, “Representation Learning with Contrastive Predictive Coding,” *arXiv preprint arXiv:1807.03748*, 2018.
- [29] Houwei Cao, David G. Cooper, Michael K. Keutmann, Ruben C. Gur, Ani Nenkova, and Ragini Verma, “CREMA-D: Crowd-Sourced Emotional Multimodal Actors Dataset,” *IEEE Transactions on Affective Computing*, vol. 5, no. 4, pp. 377–390, 2014.
- [30] Haibin Wu, Huang-Cheng Chou, Kai-Wei Chang, Lucas Goncalves, Jiawei Du, Jyh-Shing Roger Jang, Chi-Chun Lee, and Hung-Yi Lee, “EMO-SUPERB: An In-Depth Look at Speech Emotion Recognition,” *arXiv preprint arXiv:2402.13018*, 2024.
- [31] Arsha Nagrani, Joon Son Chung, Weidi Xie, and Andrew Zisserman, “VoxCeleb: Large-Scale Speaker Verification in the Wild,” *Computer Speech & Language*, vol. 60, pp. 101027, 2020.
- [32] Carlos Busso, Murtaza Bulut, Chi-Chun Lee, Abe Kazemzadeh, Emily Mower, Samuel Kim, Jeannette N. Chang, Sungbok Lee, and Shrikanth S. Narayanan, “IEMOCAP: Interactive Emotional Dyadic Motion Capture Database,” *Journal of Language Resources and Evaluation*, vol. 42, no. 4, pp. 335–359, 2008.
- [33] Yao Shi, Hui Bu, Xin Xu, Shaoji Zhang, and Ming Li, “AISHELL-3: A Multi-Speaker Mandarin TTS Corpus,” in *Interspeech 2021*, 2021, pp. 2756–2760.
- [34] Tzu-Quan Lin, Hung-yi Lee, and Hao Tang, “DAISY: Data Adaptive Self-Supervised Early Exit for Speech Representation Models,” in *Interspeech 2024*, 2024, pp. 4513–4517.
- [35] Jacob Kahn, Ann Lee, and Awni Hannun, “Self-training for end-to-end speech recognition,” in *ICASSP 2020 - 2020 IEEE International Conference on Acoustics, Speech and Signal Processing (ICASSP)*, IEEE, 2020, pp. 7084–7088.
- [36] Guanrou Yang, Ziyang Ma, Zhisheng Zheng, Yakun Song, Zhikang Niu, and Xie Chen, “Fast-HuBERT: an Efficient Training Framework for Self-Supervised Speech Representation Learning,” in *2023 IEEE Automatic Speech Recognition and Understanding Workshop (ASRU)*, 2023, pp. 1–7, IEEE.
- [37] Yu-Hsiang Wang, Huang-Yu Chen, Kai-Wei Chang, Winston Hsu, and Hung-yi Lee, “MiniSUPERB: Lightweight Benchmark for Self-Supervised Speech Models,” in *2023 IEEE Automatic Speech Recognition and Understanding Workshop (ASRU)*, 2023, pp. 1–8, IEEE.
- [38] Cheng-I Lai, Yung-Sung Chuang, Hung-Yi Lee, Shang-Wen Li, and James Glass, “Semi-Supervised Spoken Language Understanding via Self-Supervised Speech and Language Model Pretraining,” in *ICASSP 2021 - 2021 IEEE International Conference on Acoustics, Speech and Signal Processing (ICASSP)*, 2021, pp. 7468–7472, IEEE.
- [39] Shu-wen Yang, Heng-Jui Chang, Zili Huang, Andy T. Liu, Cheng-I Lai, Haibin Wu, Jiatong Shi, Xuankai Chang, Hsiang-Sheng Tsai, Wen-Chin Huang, Tzu-hsun Feng, Po-Han Chi, Yist Y. Lin, Yung-Sung Chuang, Tzu-Hsien Huang, Wei-Cheng Tseng, Kushal Lakhotia, Shang-Wen Li, Abdelrahman Mohamed, Shinji Watanabe, and Hung-yi Lee, “A Large-Scale Evaluation of Speech Foundation Models,” *IEEE/ACM Transactions on Audio, Speech, and Language Processing*, vol. 32, pp. 2884–2899, 2024.
- [40] Jiatong Shi, Dan Berrebbi, William Chen, En-Pei Hu, Wei-Ping Huang, Ho-Lam Chung, Xuankai Chang, Shang-Wen Li, Abdelrahman Mohamed, Hung-yi Lee, and Shinji Watanabe, “ML-SUPERB: Multilingual Speech Universal PERFORMANCE Benchmark,” in *Interspeech 2023*, 2023, pp. 884–888.
- [41] Jiatong Shi, Hirofumi Inaguma, Xutai Ma, Ilia Kulikov, and Anna Sun, “Multi-resolution HuBERT: Multi-resolution Speech Self-Supervised

- Learning with Masked Unit Prediction,” in *The Twelfth International Conference on Learning Representations*, 2024.
- [42] Jiatong Shi, William Chen, Dan Berrebbi, Hsiu-Hsuan Wang, Weiping Huang, En-Pei Hu, Ho-Lam Chuang, Xuankai Chang, Yuxun Tang, Shang-Wen Li, Abdelrahman Mohamed, Hung-Yi Lee, and Shinji Watanabe, “Findings of the 2023 ML-Superb Challenge: Pre-Training And Evaluation Over More Languages And Beyond,” in *2023 IEEE Automatic Speech Recognition and Understanding Workshop (ASRU)*. 2023, pp. 1–8, IEEE.
- [43] Haoyu Wang, Siyuan Wang, Wei-Qiang Zhang, Suo Hongbin, and Yulong Wan, “Task-Agnostic Structured Pruning of Speech Representation Models,” in *Interspeech 2023*, 2023, pp. 231–235.
- [44] Kuan-Po Huang, Tzu-Hsun Feng, Yu-Kuan Fu, Tsu-Yuan Hsu, Po-Chieh Yen, Wei-Cheng Tseng, Kai-Wei Chang, and Hung-Yi Lee, “Ensemble Knowledge Distillation of Self-Supervised Speech Models,” in *ICASSP 2023 - 2023 IEEE International Conference on Acoustics, Speech and Signal Processing (ICASSP)*. 2023, pp. 1–5, IEEE.
- [45] Heng-Jui Chang, Ning Dong, Ruslan Mavlyutov, Sravya Popuri, and Yu-An Chung, “COLLD: Contrastive Layer-to-Layer Distillation for Compressing Multilingual Pre-Trained Speech Encoders,” in *ICASSP 2024 - 2024 IEEE International Conference on Acoustics, Speech and Signal Processing (ICASSP)*. 2024, pp. 10801–10805, IEEE.
- [46] Rosana Ardila, Megan Branson, Kelly Davis, Michael Henretty, Michael Kohler, Josh Meyer, Reuben Morais, Lindsay Saunders, Francis M. Tyers, and Gregor Weber, “Common Voice: A Massively-Multilingual Speech Corpus,” in *Proceedings of the Twelfth Language Resources and Evaluation Conference*, 2020, pp. 4218–4222.
- [47] Abdelrahman Mohamed, Hung-yi Lee, Lasse Borgholt, Jakob D. Havtorn, Joakim Edin, Christian Igel, Katrin Kirchhoff, Shang-Wen Li, Karen Livescu, Lars Maaløe, Tara N. Sainath, and Shinji Watanabe, “Self-Supervised Speech Representation Learning: A Review,” *IEEE Journal of Selected Topics in Signal Processing*, vol. 16, no. 6, pp. 1179–1210, 2022.
- [48] Zih-Ching Chen, Chin-Lun Fu, Chih-Ying Liu, Shang-Wen Daniel Li, and Hung-yi Lee, “Exploring Efficient-Tuning Methods in Self-Supervised Speech Models,” in *2022 IEEE Spoken Language Technology Workshop (SLT)*. 2023, pp. 1120–1127, IEEE.
- [49] Wenyi Li, Huan-ang Gao, Mingju Gao, Beiwen Tian, Rong Zhi, and Hao Zhao, “Training-free model merging for multi-target domain adaptation,” in *European Conference on Computer Vision (ECCV)*. Springer, 2024, pp. 419–438.
- [50] Didi Zhu, Yibing Song, Tao Shen, Ziyu Zhao, Jinluan Yang, Min Zhang, and Chao Wu, “REMEDY: Recipe Merging Dynamics in Large Vision-Language Models,” in *The Thirteenth International Conference on Learning Representations*, 2025.
- [51] Daniel Marczak, Bartłomiej Twardowski, Tomasz Trzcinski, and Sebastian Cygert, “MagMax: Leveraging Model Merging for Seamless Continual Learning,” in *European Conference on Computer Vision (ECCV)*. Springer, 2024, pp. 379–395.
- [52] Yong Lin, Hangyu Lin, Wei Xiong, Shizhe Diao, Jianmeng Liu, Jipeng Zhang, Rui Pan, Haoxiang Wang, Wenbin Hu, Hanning Zhang, Hanze Dong, Renjie Pi, Han Zhao, Nan Jiang, Heng Ji, Yuan Yao, and Tong Zhang, “Mitigating the Alignment Tax of RLHF,” in *Proceedings of the 2024 Conference on Empirical Methods in Natural Language Processing (EMNLP)*. 2024, pp. 580–606, Association for Computational Linguistics.
- [53] Yuyan Zhou, Liang Song, Bingning Wang, and Weipeng Chen, “MetaGPT: Merging Large Language Models Using Model Exclusive Task Arithmetic,” in *Proceedings of the 2024 Conference on Empirical Methods in Natural Language Processing (EMNLP)*. 2024, pp. 1711–1724, Association for Computational Linguistics.
- [54] Mingxu Tao, Chen Zhang, Quzhe Huang, Tianyao Ma, Songfang Huang, Dongyan Zhao, and Yansong Feng, “Unlocking the Potential of Model Merging for Low-Resource Languages,” in *Findings of the Association for Computational Linguistics: EMNLP 2024*. 2024, pp. 8705–8720, Association for Computational Linguistics.
- [55] Gowtham Ramesh, Kartik Audhkhasi, and Bhuvana Ramabhadran, “Task Vector Algebra for ASR Models,” in *ICASSP 2024 - 2024 IEEE International Conference on Acoustics, Speech and Signal Processing (ICASSP)*. 2024, pp. 12256–12260, IEEE.
- [56] Peter Plantinga, Jaekwon Yoo, Abenezer Girma, and Chandra Dhir, “Parameter Averaging Is All You Need To Prevent Forgetting,” in *2024 IEEE Spoken Language Technology Workshop (SLT)*. 2024, pp. 271–278, IEEE.
- [57] Masato Murata, Koichi Miyazaki, and Tomoki Koriyama, “An Attribute Interpolation Method in Speech Synthesis by Model Merging,” in *Interspeech 2024*, 2024, pp. 3380–3384.
- [58] Yao-Fei Cheng, Hayato Futami, Yosuke Kashiwagi, Emiru Tsunoo, Wen Shen Teo, Siddhant Arora, and Shinji Watanabe, “Task Arithmetic for Language Expansion in Speech Translation,” *arXiv preprint arXiv:2409.11274*, 2024.
- [59] Mitchell Wortsman, Gabriel Ilharco, Samir Ya Gadre, Rebecca Roelofs, Raphael Gontijo Lopes, Ari S. Morcos, Hongseok Namkoong, Ali Farhadi, Yair Carmon, Simon Kornblith, and Ludwig Schmidt, “Model Soups: Averaging Weights of Multiple Fine-Tuned Models Improves Accuracy Without Increasing Inference Time,” in *Proceedings of the 39th International Conference on Machine Learning*. 2022, vol. 162, pp. 23965–23998, PMLR.
- [60] Brady Houston and Katrin Kirchhoff, “Continual Learning for Multi-Dialect Acoustic Models,” in *Interspeech 2020*, 2020, pp. 576–580.
- [61] Bo Li, Ruoming Pang, Yu Zhang, Tara N. Sainath, Trevor Strohman, Parisa Haghani, Yun Zhu, Brian Farris, Neeraj Gaur, and Manasa Prasad, “Massively Multilingual ASR: A Lifelong Learning Solution,” in *ICASSP 2022 - 2022 IEEE International Conference on Acoustics, Speech and Signal Processing (ICASSP)*. 2022, pp. 6397–6401, IEEE.
- [62] Suwon Shon, Felix Wu, Kwangyoum Kim, Prashant Sridhar, Karen Livescu, and Shinji Watanabe, “Context-Aware Fine-Tuning of Self-Supervised Speech Models,” in *ICASSP 2023 - 2023 IEEE International Conference on Acoustics, Speech and Signal Processing (ICASSP)*. IEEE, 2023, pp. 1–5.
- [63] Hejung Yang and Hong-Goo Kang, “On Fine-Tuning Pre-Trained Speech Models With EMA-Target Self-Supervised Loss,” in *ICASSP 2024 - 2024 IEEE International Conference on Acoustics, Speech and Signal Processing (ICASSP)*. IEEE, 2024, pp. 6360–6364.
- [64] Salah Zaiem, Titouan Parcollet, and Slim Essid, “Less Forgetting for Better Generalization: Exploring Continual-learning Fine-tuning Methods for Speech Self-supervised Representations,” *arXiv preprint arXiv:2407.00756*, 2024.
- [65] Li-Wei Chen and Alexander Rudnicky, “Exploring Wav2vec 2.0 Fine Tuning for Improved Speech Emotion Recognition,” in *ICASSP 2023 - 2023 IEEE International Conference on Acoustics, Speech and Signal Processing (ICASSP)*. IEEE, 2023, pp. 1–5.
- [66] Yingzhi Wang, Abdelmoumene Boumadane, and Abdelwahab Heba, “A Fine-tuned Wav2vec 2.0/HuBERT Benchmark For Speech Emotion Recognition, Speaker Verification and Spoken Language Understanding,” *arXiv preprint arXiv:2111.02735*, 2021.