


---

# APPLICATION-ORIENTED AUTOMATIC HYPERPARAMETER OPTIMIZATION FOR SPIKING NEURAL NETWORK PROTOTYPING

---

Vittorio Fra

 0000-0001-9175-2838

Politecnico di Torino

Turin, Italy

vittorio.fra@polito.it

## ABSTRACT

Hyperparameter optimization (HPO) is of paramount importance in the development of high-performance, specialized artificial intelligence (AI) models, ranging from well-established machine learning (ML) solutions to the deep learning (DL) domain and the field of spiking neural networks (SNNs). The latter introduce further complexity due to the neuronal computational units and their additional hyperparameters, whose inadequate setting can dramatically impact the final model performance. At the cost of possible reduced generalization capabilities, the most suitable strategy to fully disclose the power of SNNs is to adopt an application-oriented approach and perform extensive HPO experiments. To facilitate these operations, automatic pipelines are fundamental, and their configuration is crucial. In this document, the Neural Network Intelligence (NNI) toolkit is used as reference framework to present one such solution, with a use case example providing evidence of the corresponding results. In addition, a summary of published works employing the presented pipeline is reported as possible source of insights into application-oriented HPO experiments for SNN prototyping.

**Keywords** Spiking Neural Networks · Hyperparameter Optimizaiton · Neuromorphic Computing · Deep Learning

## 1 Introduction

It is nowadays well known to the general audience that artificial intelligence (AI) needs models to be trained. What is maybe less known to a general audience is what such *trained* actually implies in terms of technical efforts to be successful. Any AI model, either in the machine learning (ML) or in the deep learning (DL) domain, can be at first roughly described by its trainable and non-trainable parameters. In the case of neural networks, these can also be categorized with three main classes: weights, architecture configuration and training settings. Despite being all of them inherently interconnected to each other, it is important to identify the different roles they have. By analogy, one could say that i) the architecture configuration *builds* the model giving it the structure and the shape, ii) the training settings define how the model undergoes the learning stages and iii) the weights embed what the model learns through adaptation during the training procedure. In typical DL cases, only the weights are trained, although exceptions can be found depending on specific user needs. What is not trained, typically referred to as the *hyperparameters*, as opposed to the *parameters* represented by the weights, then needs to be pre-defined and set, and this often represents a challenge towards high-performance models[1].

In the neuromorphic computing domain, the use of spiking neural networks (SNNs), namely bio-inspired artificial neural networks (ANNs) implementing brain-like primitives [2], introduces further complexity due to the neuronal computational units and their additional hyperparameters [3]. SNNs are indeed built through simplified models of biological neurons, and even the simplest ones need for selection of at least one fundamental pair of hyperparameters: threshold voltage and decay constant [4, 5]. Inadequately chosen hyperparameters can result in suboptimal models with poor performance, which in turn can drive promising solutions to unsuccessful applications. A possible way to avoid such outcomes is to perform hyperparameter optimization (HPO) with an application-oriented approach. Although this can imply overspecialization taking shape in overfitting and poor generalization capability, a careful design of the HPO

experiment which takes into account the final target application, as well as its possible hardware-related constraints, is the most powerful solution when prototyping SNNs.

In this document, a pipeline for application-oriented automatic HPO of SNNs is presented, relying on the Neural Network Intelligence (NNI)<sup>1</sup> toolkit as reference framework.

The description is made such that the reader can go through a higher level discussion and a code-based example at the same time. The latter is sustained by a specific use case whose results are reported too, and the proposed file names and structure retrace an actual HPO experiment.

## 2 Methodology

The pipeline for automatic HPO here proposed relies on the open source NNI toolkit, which offers a variety of possibilities to carry out HPO experiments as well as feature engineering, neural architecture search and model compression. For application-oriented HPO, it makes straightforward to define a trivial experiment capable of optimizing the objective metrics of choice. However, thanks to the richness of methods and tools it offers, it is also ideal for customization towards fine-tuned HPO experiments capable of satisfying specific needs in terms of models, applications or metrics.

From a hierarchical perspective, the pipeline described in this document assumes that four constitutive .py files, the first being `nni_main.py`, are at the same level within the root directory of the HPO experiment.

As first step in the direction of a fully user-defined experiment, the design of a properly customized configuration is crucial. By means of `ExperimentConfig`, all the fundamental settings can be defined. These include the name of the experiment and its directory, the command to run the main code containing the optimization objective, the search space to be explored for the identification of the optimal model, and how to carry out such exploration. Specifically, the latter must be defined in terms of tuner, i.e. the optimization algorithm to be employed; then a duration of the experiment must be set together with early stopping conditions in case these are needed or wanted. Finally, the use of GPUs can be configured, and the number of trials to be run at the same time can be set if this is wanted to be larger than 1. All of these settings can be defined in the `nni_main.py` file, where the run command is included too.

The `trial_command` argument of `ExperimentConfig` in `nni_main.py` is the driver to the next step, as it specifies what command to execute in order to make the experiment start. As an example, the string `"python3 main_hpo.py"` can be assigned to `trial_command`, which means the `main_hpo.py` script will be run for the HPO experiment. This second constitutive file can be thought of as the mediator between the NNI experiment infrastructure and the optimization objective, namely the model to be optimized. It indeed contains all the settings needed for the experiment except for the higher level configurations related to how to address the optimization problem, which are instead defined in `nni_main.py` only. The ultimate goal of `main_hpo.py` is the definition of what code to run, and with what settings, for the optimization problem. It embeds the fundamental information about the object to be optimized and the conditions for such optimization. Specifically, in the domain of SNNs, the `main_hpo.py` file links the HPO experiment configuration to the SNN model and the data to be used. In the `main_hpo.py` file, experiment management settings can also be included, like, for instance, a custom logging methodology and the saving criteria for the optimal models. Alongside all these definitions, the most important command within `main_hpo.py` is `nni.get_next_parameter()`, which ensures that the exploration of the search space defined in `nni_main.py` is carried out by performing consecutive trials with different hyperparameter combinations. The identification of the latter is managed by the tuner selected in `main_hpo.py` through `ExperimentConfig`.

The aim of `main_hpo.py` is hence to produce the objective metrics to be optimized and to provide it to the tuner. This is pursued relying on two additional scripts: `setup_hpo.py` and `train_hpo.py`. The former collects all the data-related aspects for the execution of the SNN model, as well as the specification of whether or not to use GPUs and the seed value; while the latter defines the SNN itself and the training procedure. All the specificities of the model under optimization, together with every custom operation for the learning phase are in the `train_hpo.py` file. For instance, the handling of the validation step, if any, is defined here, as well as possible additional early stopping mechanisms to those provided by NNI.

With an overall view, the automatic HPO pipeline can be described and summarized as `train_hpo.py` being in charge of training a SNN-based model according to `setup_hpo.py`, in order to provide `main_hpo.py` with the information needed to solve the optimization problem described by `nni_main.py`.

---

<sup>1</sup>[github.com/microsoft/nni/](https://github.com/microsoft/nni/)

## 2.1 Use case example

In the following, by means of four code boxes corresponding to the files introduced above, a practical example of the pipeline is shown. For the selected use case, a recurrent SNN (RSNN) is trained with the eligibility propagation (e-prop) algorithm [6] partly relying on third-party code<sup>2</sup>. The task for this example is the Braille letter reading in its reduced form as adopted in [7].

The reported code is extracted from an actual HPO project but adapted to be embedded in this document, and criticalities consequently arising could be present. Direct usage without adjustments and proper validation is hence discouraged, as it might result not in the expected behaviour.

Code 1 HPO experiment configuration — nni\_main.py

```
from nni.experiment import *
import os
import sys

search_space = {
    'n_rec': {'_type': 'quniform', '_value': [11, 256, 1]},
    'threshold': {'_type': 'quniform', '_value': [0.05, 1, 0.05]},
    'tau_mem': {'_type': 'choice', '_value': [1e-3, 5e-3, 10e-3, 50e-3,
        100e-3, 200e-3]},
    'tau_out': {'_type': 'choice', '_value': [1e-3, 5e-3, 10e-3, 50e-3,
        100e-3, 200e-3]},
    'delay_targets': {'_type': 'choice', '_value': [1, 5, 10, 20, 50, 100]},
    'lr': {'_type': 'choice', '_value': [0.0001, 0.00015, 0.0002, 0.0005,
        0.001, 0.0015, 0.002, 0.005, 0.01, 0.02, 0.05, 0.1]},
    'gamma': {'_type': 'quniform', '_value': [0.1, 1, 0.1]},
    'reset_mechanism': {'_type': 'choice', '_value': ["subtract", "zero"]},
}

exp_name = "ReckOn_braille_nir"
searchspace_path = os.path.join("./", exp_name)
with open(searchspace_path, "w") as write_searchspace:
    json.dump(search_space, write_searchspace)

config = ExperimentConfig(
    experiment_name = exp_name,
    experiment_working_directory = f"~/nni-experiments/{exp_name}",
    trial_command = "python3 main_hpo.py",
    trial_code_directory = "./",
    search_space = search_space,
    tuner = AlgorithmConfig(name="Anneal",
        class_args={"optimize_mode": "maximize"}),
    assessor = AlgorithmConfig(name="Medianstop",
        class_args=({'optimize_mode': 'maximize',
            'start_step': 10})),

    tuner_gpu_indices = [0,1],
    max_trial_number = 1000,
    max_experiment_duration = "100d",
    trial_concurrency = 2,
    training_service = LocalConfig(trial_gpu_number=2,
        max_trial_number_per_gpu=3,
        use_active_gpu=True)
)

experiment = Experiment(config)

experiment.run(8080)
```

<sup>2</sup>[github.com/ChFrenkel/e-prop-PyTorch/](https://github.com/ChFrenkel/e-prop-PyTorch/)

```
# Stop through input
input('Press any key to stop the experiment.')
```

```
# Stop at the end
experiment.stop()
```

## Code 2 HPO experiment startup and coordination — main\_hpo.py partly based on third-party code

```
import argparse
from collections import namedtuple
from copy import deepcopy
import datetime
import logging
import nni
from nni.tools.nnictl import updater
import numpy as np
import os
import pickle as pkl
import sys
import torch

from nni_main import args as args_main
from nni_main import searchspace_path
import train_hpo
import setup_hpo

class SearchSpaceUpdater(object):
    def __init__(self, *initial_data, **kwargs):
        for dictionary in initial_data:
            for key in dictionary:
                setattr(self, key, dictionary[key])
        for key in kwargs:
            setattr(self, key, kwargs[key])

def main():

    parser = argparse.ArgumentParser(description='Spiking RNN PyTorch
        training')
    ## General
    parser.add_argument('--nni_hpo', type=bool, default=True, help='Specify
        if HPO is being run or not')
    parser.add_argument('--cpu', action='store_true', default=False,
        help='Disable CUDA training and run training on CPU')
    parser.add_argument('--manual_gpu_idx', type=int, default=[0,1],
        help='Set which GPU to use.')
    parser.add_argument('--gpu_mem_frac', type=float, default=0.95,
        help='The maximum GPU memory fraction to be used by this
        experiment.')
    parser.add_argument('--dataset', type=str, choices=["braille_nir"],
        default="braille_nir", help='Choice of the dataset')
    parser.add_argument('--shuffle', type=bool, default=True, help='Enables
        shuffling sample order in datasets after each epoch')
    parser.add_argument('--trials', type=int, default=1, help='Number of
        trial experiments to do (i.e. repetitions with different
        initializations)')
    parser.add_argument('--epochs', type=int, default=1000, help='Number of
        epochs to train')
    parser.add_argument('--optimizer', type=str, choices = ['Adam'],
        default='Adam', help='Choice of the optimizer')
```

```

parser.add_argument('--loss', type=str, choices = ['CE'], default='CE',
    help='Choice of the loss function')
parser.add_argument('--lr', type=float, default=1e-3, help='Initial
    learning rate')
parser.add_argument('--lr-layer-norm', type=float, nargs='+',
    default=(0.05,0.05,1.0), help='Per-layer modulation factor of the
    learning rate')
parser.add_argument('--batch-size', type=int, default=10, help='Batch
    size for training.')
parser.add_argument('--val-batch-size', type=int, default=10,
    help='Batch size for validation.')
parser.add_argument('--test-batch-size', type=int, default=10,
    help='Batch size for test.')
parser.add_argument('--train-len', type=int, default=8189, help='Number
    of training set samples')
parser.add_argument('--val-len', type=int, default=2994, help='Number of
    validation set samples')
parser.add_argument('--test-len', type=int, default=3116, help='Number
    of test set samples')
parser.add_argument('--visualize', type=bool, default=False,
    help='Enable network visualization')
parser.add_argument('--visualize-light', type=bool, default=False,
    help='Enable light mode in network visualization, plots traces only
    for a single neuron')
parser.add_argument('--log_dir', type=str, default="./logs")
parser.add_argument('--model_dir', type=str, default="./models")
parser.add_argument('--report_dir', type=str, default="./reports")
parser.add_argument('--result_dir', type=str, default="./results")
parser.add_argument('--save_model', type=bool, default=True)
parser.add_argument('--store_model', type=bool, default=True)
## Network model parameters
parser.add_argument('--n-rec', type=int, default=64, help='Number of
    recurrent units')
parser.add_argument('--model', type=str, choices = ['LIF'],
    default='LIF', help='Neuron model in the recurrent layer.')
parser.add_argument('--threshold', type=float, default=0.9, help='Firing
    threshold in the recurrent layer')
parser.add_argument('--tau-mem', type=float, default=250e-3,
    help='Membrane potential leakage time constant in the recurrent
    layer (in seconds)')
parser.add_argument('--tau-out', type=float, default=5e-3,
    help='Membrane potential leakage time constant in the output layer
    (in seconds)')
parser.add_argument('--bias-out', type=float, default=0.0, help='Bias of
    the output layer')
parser.add_argument('--gamma', type=float, default=0.3, help='Surrogate
    derivative magnitude parameter')
parser.add_argument('--w-init-gain', type=float, nargs='+',
    default=(0.5,0.1,0.5), help='Gain parameter for the He Normal
    initialization of the input, recurrent and output layer weights')

args = parser.parse_args()

args.experiment_name = args_main.exp_name
args.searchspace_path = searchspace_path
args.visible_gpus = args_main.exp_gpu_sel

(device, train_loader, val_loader, test_loader, LOG) =
    setup_hpo.setup(args)

try:

    trial_datetime = datetime.datetime.now().strftime("%Y%m%d_%H%M%S")

```

```

LOG.debug("-----")
LOG.debug("\n")
LOG.debug("Trial {} (# {}, ID {}) started on: {}-{}-{}
{:}:{:}:\n".format(
    nni.get_sequence_id()+1,
    nni.get_sequence_id(),
    nni.get_trial_id(),
    trial_datetime[:4],
    trial_datetime[4:6],
    trial_datetime[6:8],
    trial_datetime[-6:-4],
    trial_datetime[-4:-2],
    trial_datetime[-2:]))

### Every n_tr trials, "update" the searchspace inducing a new
RandomState for the tuner
n_tr = 250
update_searchspace = SearchSpaceUpdater({"filename":
    searchspace_path, "id": nni.get_experiment_id()})
if (nni.get_sequence_id() > 0) & (nni.get_sequence_id()\%n_tr == 0):
    updater.update_searchspace(update_searchspace) # it will use
        update_searchspace.filename to update the search space

settings = vars(args)
### Get parameters from the tuner combining them with the line
arguments
settings_nni = nni.get_next_parameter()
for ii in settings_nni.keys():
    if ii in settings.keys():
        del settings[ii]

PARAMS = {**settings, **settings_nni}

LOG.debug("Parameters selected for trial {} (# {}, ID {}):
{}\n".format(
    nni.get_sequence_id()+1, nni.get_sequence_id(),
    nni.get_trial_id(), PARAMS))

DictObj = namedtuple('DictObject', PARAMS.keys())
PARAMS = DictObj(**PARAMS)

LOG.debug("\n")

overall_results, test_best_val, best_val_model =
    train_hpo.train(PARAMS, device, train_loader, val_loader,
        test_loader, LOG)

### Report results (i.e. test accuracy from best validation) of each
trial
report_path = os.path.join(args.report_dir,
    args.experiment_name,
    f"{nni.get_experiment_id()}")
with open(os.path.join(report_path, "report_test"), 'a') as f:
    f.write("{} % \t test accuracy
        ({})\n".format(test_best_val, nni.get_trial_id()))
    f.write('\n')

### Save trained weights giving the highest test accuracy
if args.save_model:
    save_model_path = os.path.join(args.model_dir,
        args.experiment_name,
        f"{nni.get_experiment_id()}")

```

```

        with open(os.path.join(report_path, "report_test"), 'r') as f:
            if test_best_val >= np.max(np.asarray([(line.strip().split("
")[0]) for line in f], dtype=np.float64)):
                torch.save(deepcopy(best_val_model),
                           os.path.join(save_model_path,
                                         f"{nni.get_sequence_id()}\
                                         _{trial_datetime}\
                                         _{nni.get_trial_id()}"))
                # And save the overall results collected for such model
            results_path = os.path.join(args.result_dir,
                                         args.experiment_name,
                                         nni.get_experiment_id())
            with open(os.path.join(results_path,
                                   f"{nni.get_trial_id()}_train_acc.pkl"),
                    'wb') as f:
                pkl.dump(overall_results[1], f)
            with open(os.path.join(results_path,
                                   f"{nni.get_trial_id()}_train_loss.pkl"),
                    'wb') as f:
                pkl.dump(overall_results[0], f)
            if not args.skip_val:
                with open(os.path.join(results_path,
                                       f"{nni.get_trial_id()}_val_acc.pkl"),
                        'wb') as f:
                    pkl.dump(overall_results[3], f)
                with open(os.path.join(results_path,
                                       f"{nni.get_trial_id()}_val_loss.pkl"),
                        'wb') as f:
                    pkl.dump(overall_results[2], f)
            if not args.skip_test:
                with open(os.path.join(results_path,
                                       f"{nni.get_trial_id()}_test_acc.pkl"),
                        'wb') as f:
                    pkl.dump(overall_results[5], f)
                with open(os.path.join(results_path,
                                       f"{nni.get_trial_id()}_test_loss.pkl"),
                        'wb') as f:
                    pkl.dump(overall_results[4], f)

    except Exception as e:
        LOG.exception(e)
        raise

    LOG.debug("=== Trial completed ===")
    print(f"=== TRIAL #{nni.get_sequence_id()} DONE ===")

if __name__ == '__main__':
    main()

```

### Code 3 HPO setup — setup\_hpo.py partly based on third-party code

```

import datetime
import logging
import numpy as np
import numpy.random as rd
import os
import sys
import torch

def setup(args):

```

```

experiment_datetime = datetime.datetime.now().strftime("%Y%m%d_%H%M%S")
args.experiment_datetime = experiment_datetime

### log file configuration #####

log_path = os.path.join(args.log_dir, args.experiment_name)
create_directory(log_path)
LOG = logging.getLogger(args.experiment_name)
logging.basicConfig(filename=log_path+"/{}.log".format(experiment_datetime),
                    filemode='a',
                    format="%(asctime)s %(name)s %(message)s",
                    datefmt='%Y%m%d_%H%M%S')
LOG.setLevel(logging.DEBUG)
LOG.debug(f"{args.experiment_name} HPO experiment\n")
LOG.debug("Experiment started on: {}-{}-{} {}:{}:{}\n".format(
    experiment_datetime[:4],
    experiment_datetime[4:6],
    experiment_datetime[6:8],
    experiment_datetime[-6:-4],
    experiment_datetime[-4:-2],
    experiment_datetime[-2:]
))

#####

args.cuda = not args.cpu and torch.cuda.is_available()
if args.cuda:
    device = torch.device(f'cuda:{args.manual_gpu_idx}')
else:
    device = torch.device('cpu')

kwargs = {'num_workers': 0, 'pin_memory': True} if args.cuda else {}

if args.dataset == "braille_nir":

    print("=== Loading the Braille dataset from NIR...")
    if args.nni_hpo:
        random_split = np.random.randint(0,10)
        LOG.debug(f"Training-validation split used: {random_split}")
    else:
        random_split = None

    (train_loader, val_loader, test_loader, sizes) =
        braille_data_nir(dataDir=f"../data/{args.dataset}",
            device=device, batch_size=args.batch_size, shuffle=True,
            random_split=random_split)
    print("=== ...loading completed:")

    args.n_classes = sizes[-1]
    args.n_steps, args.n_inputs =
        tuple(next(iter(train_loader))[0].shape[1:])
    args.dt = 1e-3
    args.classif = True
    args.full_train_len = sizes[0]
    args.full_val_len = sizes[1]
    args.full_test_len = sizes[2]
    args.skip_val = False
    args.skip_test = False

    print("\ttraining set length: " + str(args.full_train_len))
    print("\tvalidation set length: " + str(args.full_val_len))
    print("\ttest set length: " + str(args.full_test_len))

```



```

seed = 42
if args.cuda:
    os.environ['PYTHONHASHSEED'] = str(seed)
    os.environ['CUBLAS_WORKSPACE_CONFIG'] = ":4096:8"
np.random.seed(seed)
random.seed(seed)
torch.manual_seed(seed)
if seed != None:
    LOG.debug("\nSeed set to {}\n".format(seed))

return (device, train_loader, val_loader, test_loader, LOG)

```

#### Code 4 HPO objective — train\_hpo.py partly based on third-party code

```

from copy import deepcopy
import nni
import numpy as np
import os
import pickle as pkl
import sys
import torch
import torch.nn as nn
import torch.nn.functional as F
import torch.optim as optim

import models_hpo # CUSTOM MODELS

def train(args, device, train_loader, traintest_loader, test_loader, LOG):

    models_path = os.path.join(args.model_dir, args.experiment_name, "tmp")
    create_directory(models_path)

    train_acc_rec = []
    train_loss_rec = []
    val_acc_rec = []
    val_loss_rec = []
    test_acc_rec = []
    test_loss_rec = []

    for trial in range(1, args.trials+1):

        if args.dataset == "braille_nir":
            if args.reset_mechanism == "zero":
                n_rec = 38
            elif args.reset_mechanism == "subtract":
                n_rec = 40

        # Network topology
        model = models_hpo.SRNN(n_in=args.n_inputs,
                                n_rec=n_rec,
                                n_out=args.n_classes,
                                n_t=args.n_steps,
                                thr=args.threshold,
                                tau_m=args.tau_mem,
                                tau_o=args.tau_out,
                                b_o=args.bias_out,
                                gamma=args.gamma,
                                reset_mechanism=args.reset_mechanism,
                                dt=args.dt,
                                model=args.model,

```

```

        classif=args.classif,
        w_init_gain=args.w_init_gain,
        lr_layer=args.lr_layer_norm,
        t_crop=args.delay_targets,
        visualize=args.visualize,
        visualize_light=args.visualize_light,
        device=device)

# Use CUDA for GPU-based computation if enabled
if args.cuda:
    model.cuda(device)

# Initial monitoring
if (args.trials > 1):
    LOG.debug('\nIn trial {} of {}'.format(trial,args.trials))
if (trial == 1):
    LOG.debug("=== Model ===")
    LOG.debug(f"{model}\n")

# Optimizer
if args.optimizer == 'Adam':
    optimizer = optim.Adam(model.parameters(), lr=args.lr)

# Loss function (only for performance monitoring purposes, does not
# influence learning as e-prop learning is hardcoded)
if args.loss == 'CE':
    loss = (F.cross_entropy, (lambda l : torch.max(l, 1)[1]))

### Training and validation with a while loop including early
# stopping
LOG.debug("=== Starting model training with %d epochs:\n" %
    (args.epochs,))
epoch = 0
EarlyStop_delta_val_loss = 0.5 # intended as the percentage of
# change in validation loss
counter_small_delta_loss = 0
stop_small_delta_loss = 10 # how many times the condition must be
# met to induce early stopping
EarlyStop_delta_val_loss_up = 0.5 # intended as the percentage of
# increase in validation loss
counter_delta_loss_up = 0
stop_delta_loss_up = 10 # how many times the condition must be met
# to induce early stopping
EarlyStop_delta_val_acc_low = 0.1 # intended as the percentage of
# change in validation accuracy
counter_small_delta_acc = 0
stop_small_delta_acc = 5 # how many times the condition must be met
# to induce early stopping
EarlyStop_delta_val_acc_high = 2 # intended as the percentage of
# decrease in validation accuracy
counter_large_delta_acc = 0
stop_large_delta_acc = 5 # how many times the condition must be met
# to induce early stopping

while (counter_small_delta_loss < stop_small_delta_loss) &
    (counter_delta_loss_up < stop_delta_loss_up) &
    (counter_small_delta_acc < stop_small_delta_acc) &
    (counter_large_delta_acc < stop_large_delta_acc) & (epoch <
    args.epochs):

    epoch += 1
    LOG.debug(f"\t Epoch {epoch}/{args.epochs}...")

```

```

if args.classif:

    #Training:
    train_acc, train_loss = do_epoch(args, True, model, device,
                                     train_loader, optimizer, loss, 'train', LOG)
    train_acc_rec.append(train_acc)
    train_loss_rec.append(train_loss)

    # Check performance on the training set and on the
    # validation set:
    if not args.skip_val:
        val_acc, val_loss = do_epoch(args, False, model, device,
                                     traintest_loader, optimizer, loss, 'val', LOG)
        val_acc_rec.append(val_acc)
        val_loss_rec.append(val_loss)
        if val_acc >= max(val_acc_rec):
            best_val_acc = val_acc
            best_val_epoch = epoch
            torch.save(deepcopy(model),
                      os.path.join(models_path,
                                   f"{args.experiment_datetime}_best_val"))
        nni.report_intermediate_result({
            "default": round(val_acc,4),
            "training acc.": round(train_acc,4),
            "val. loss": round(val_loss,5),
            "train. loss": round(train_loss,5)})

    if epoch >= 2:
        # Check loss variations (on validation data) during
        # training: count number of epoch with SMALL (<
        # EarlyStop_delta_val_loss %) CHANGES
        if abs(val_loss_rec[-1] -
              val_loss_rec[-2])/val_loss_rec[-2]*100 <
            EarlyStop_delta_val_loss:
            counter_small_delta_loss += 1
        else:
            counter_small_delta_loss = 0
        # Check loss variations (on validation data) during
        # training: count number of epoch with LARGE (>
        # EarlyStop_delta_val_loss_up %) INCREASE
        if (val_loss_rec[-1] -
            val_loss_rec[-2])/val_loss_rec[-2]*100 >
            EarlyStop_delta_val_loss_up:
            counter_delta_loss_up += 1
        else:
            counter_delta_loss_up = 0
        # check accuracy variations (on validation data) during
        # training: count number of epoch with SMALL (>
        # EarlyStop_delta_val_acc %) CHANGES
        if abs(val_acc_rec[-1] -
              val_acc_rec[-2])/val_acc_rec[-2]*100 <
            EarlyStop_delta_val_acc_low:
            counter_small_delta_acc += 1
        else:
            counter_small_delta_acc = 0
        # check accuracy variations (on validation data) during
        # training: count number of epoch with LARGE (>
        # EarlyStop_delta_val_acc %) DECREASE
        if (val_acc_rec[-2] -
            val_acc_rec[-1])/val_acc_rec[-2]*100 >
            EarlyStop_delta_val_acc_high:
            counter_large_delta_acc += 1
        else:

```

```

        counter_large_delta_acc = 0

    if not args.skip_test:
        LOG.debug(f"--- loading model with best validation accuracy
            ({round(best_val_acc,4)}% at epoch {best_val_epoch}) ---")
        model_test = torch.load(os.path.join(models_path,
            f"{args.experiment_datetime}_best_val"))
        test_acc, test_loss = do_epoch(args, False, model_test, device,
            test_loader, optimizer, loss, 'test', LOG)
        test_acc_rec.append(test_acc)
        test_loss_rec.append(test_loss)

    LOG.debug("\n")
    if counter_small_delta_loss >= stop_small_delta_loss:
        LOG.debug("Training stopped after {}/{ } epochs: stop condition
            for small validation loss changes
            met.".format(epoch,args.epochs))
    elif counter_delta_loss_up >= stop_delta_loss_up:
        LOG.debug("Training stopped after {}/{ } epochs: stop condition
            for validation loss increase met.".format(epoch,args.epochs))
    elif counter_small_delta_acc >= stop_small_delta_acc:
        LOG.debug("Training stopped after {}/{ } epochs: stop condition
            for small validation accuracy changes
            met.".format(epoch,args.epochs))
    elif counter_large_delta_acc >= stop_large_delta_acc:
        LOG.debug("Training stopped after {}/{ } epochs: stop condition
            for validation accuracy decrease
            met.".format(epoch,args.epochs))
    else:
        LOG.debug("Training ended after {}/{ }
            epochs.".format(epoch,args.epochs))

    # best training and validation at best training
    acc_best_train = np.max(train_acc_rec)
    epoch_best_train = np.argmax(train_acc_rec)
    acc_val_at_best_train = val_acc_rec[epoch_best_train]

    # best validation and training at best validation
    acc_best_val = np.max(val_acc_rec)
    epoch_best_val = np.argmax(val_acc_rec)
    acc_train_at_best_val = train_acc_rec[epoch_best_val]

    LOG.debug("\n")
    LOG.debug("Trial results: ")
    LOG.debug("\tBest training accuracy: {}% ({}% corresponding
        validation accuracy) at epoch { }/{ }".format(
        np.round(acc_best_train,4), np.round(acc_val_at_best_train,4),
        epoch_best_train+1, args.epochs))
    LOG.debug("\tBest validation accuracy: {}% ({}% corresponding
        training accuracy) at epoch { }/{ }".format(
        np.round(acc_best_val,4), np.round(acc_train_at_best_val,4),
        epoch_best_val+1, args.epochs))
    LOG.debug("\tTest accuracy (from best validation): {}%".format(
        np.round(test_acc,4)))
    LOG.debug("\n")

    LOG.debug("-----\n\n")

    nni.report_final_result({"default": np.round(acc_best_val,4), # the
        default value is the maximum validation accuracy achieved
        "best training": np.round(acc_best_train,4),
        "test": np.round(test_acc,4)})

```

```

    return [train_loss_rec, train_acc_rec, val_loss_rec, val_acc_rec,
            test_loss_rec, test_acc_rec], test_acc, model_test

def do_epoch(args, do_training, model, device, loader, optimizer, loss_fct,
            benchType, LOG):

    model.eval()    # This implementation does not rely on autograd,
                    # learning update rules are hardcoded

    score = 0
    loss = 0

    if benchType == "train":
        batch = args.batch_size
        length = args.full_train_len
    elif benchType == "val":
        batch = args.val_batch_size
        length = args.full_val_len
    elif benchType == "test":
        batch = args.test_batch_size
        length = args.full_test_len

    if benchType == "val":
        LOG.debug("\t --> Validation")
    elif benchType == "test":
        LOG.debug("\t ### Test ###")

    with torch.no_grad():    # Same here, we make sure autograd is disabled

        # For each batch
        for batch_idx, (data, label) in enumerate(loader):

            if args.classif:    # Do a one-hot encoding for classification
                targets = torch.zeros(label.shape,
                                     device=device)[: ,None,None].expand(-1,-1,
                                     args.n_classes).scatter(2,label[: ,None,None],
                                     1.0).permute(1,0,2)
                targets = torch.tile(targets,(data.shape[1],1,1))
            else:
                targets = label.permute(1,0,2)

            # Evaluate the model for all the time steps of the input data,
            # then either do the weight updates on a per-timestep basis,
            # or on a per-sample basis (sum of all per-timestep updates).
            optimizer.zero_grad()
            output = model(data.permute(1,0,2), targets, do_training)
            if do_training:
                optimizer.step()

            # Compute the loss function, inference and score
            if args.delay_targets:
                loss += loss_fct[0](output.detach()[-args.delay_targets:],
                                   loss_fct[1](targets[-args.delay_targets:],
                                   reduction='mean'))
            else:
                loss += loss_fct[0](output.detach(), loss_fct[1](targets),
                                   reduction='mean')
            if args.classif:
                if args.delay_targets:
                    inference = torch.argmax(torch.sum(output.detach()\
                    [-args.delay_targets:],axis=0),axis=1)
                    score += torch.sum(torch.eq(inference,label))

```

```

else:
    inference =
        torch.argmax(torch.sum(output.detach(),axis=0),axis=1)
    score += torch.sum(torch.eq(inference,label))

if benchType == "train" and do_training:
    info = "on training set (while training): "
elif benchType == "train":
    info = "on training set                : "
elif benchType == "val":
    info = "on validation set                : "
elif benchType == "test":
    info = "on test set                      : "

if args.classif:
    LOG.debug("\t\t Score " + info + str(score.item()) + '/' +
        str(length) + ' (' + str(round(score.item()/length*100,4)) +
        '%), loss: ' + str(round(loss.item(),4)))
    return score.item()/length*100, loss.item()
else:
    LOG.debug("\t\t Loss " + info + str(round(loss.item(),4)))
    return loss.item()

```

### 3 Results

#### 3.1 Use case example

The HPO experiment run by using the scripts the code boxes above refer to results, at the time of writing, in the state-of-the-art classification of Braille characters from the reduced dataset used in [7]. Figure 1 summarizes the exploration carried out across the search space defined in Code 1, reporting both the best training accuracy and the best validation accuracy achieved during the learning phase of each trial. In the rightmost part, the test accuracy is reported. As it is reported in Code 4, the value for the default key in the dictionary given to `nni.report_final_result()`, namely the objective metrics for optimization with this experiment, is set to be the validation accuracy; particularly, the best validation accuracy achieved throughout the training epochs.

From Code 4, it is also possible to track down the selection criterion for the optimal model. At the end of the training stage, the weights from the highest validation accuracy are loaded, and test is performed. The resulting accuracy is passed to `nni.report_final_result()` as value for the key `test`, and the best test accuracy at the end of the HPO experiment will identify what combination of hyperparameters is the optimal one for the model under optimization in the selected task.

In Figure 2, the confusion matrix produced on the test set by the optimized SNN is shown, with partial misclassification in two classes only and an overall accuracy of 97.14%.

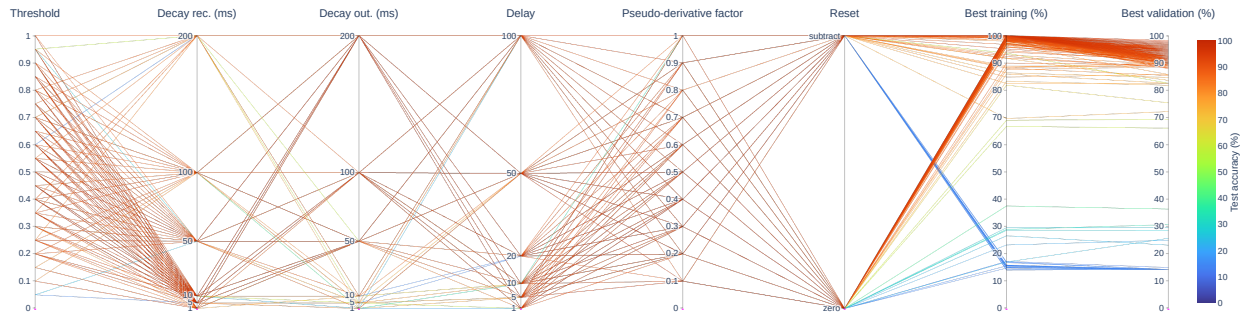


Figure 1: Exploration of the search space with the resulting test accuracy for each combination of hyperparameters

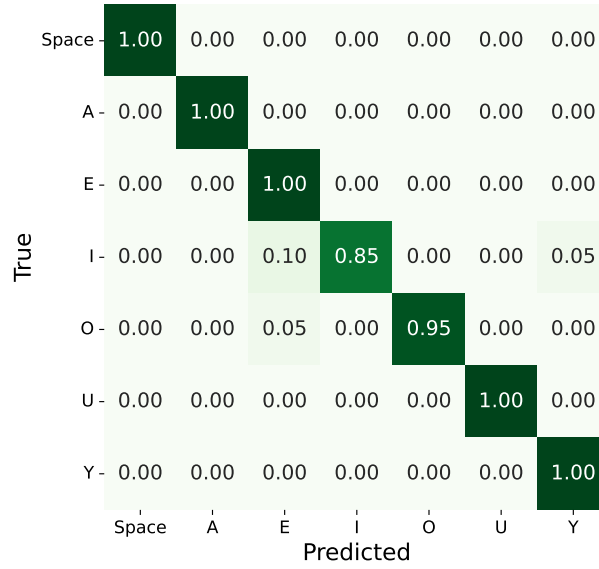


Figure 2: Confusion matrix produced on the test set by the optimal model. The overall accuracy is 97.14%.

### 3.2 Published works

The application-oriented automatic HPO procedure described in this document is the result of ongoing efforts that lead to continuous refinement and customization of the pipeline initially proposed in [8]. Its adaptability, rooted in the wide range of possibilities offered by NNI, is at the same time the key feature for its employment and the driving force for its never-ending development. In Table 1, a summary of the published works that use it for spiking models is reported.

Table 1: Summary of published works that performed application-oriented automatic HPO through NNI based on the procedure presented here

Reference	Task	Architecture	Event/Frame data	Dataset	Framework
[8]	Human activity recognition	LMU	Frame	[9, 10]	TensorFlow
[11]	Braille letter reading	Fully connected	Both	[12]	PyTorch
[7]	Braille letter reading	Fully connected	Event	Braille subset for [7]	snnTorch
[13]	Human activity recognition	$L^2$ MU	Frame	[9, 10]	snnTorch
[14]	Braille letter reading	Fully connected	Frame	[12]	snnTorch
[15]	Spike pattern classification	Fully connected	Event	Spike patterns from [16]	snnTorch
[17]	Braille letter reading	$L^2$ MU	Event	[12] and Braille subset for [7]	snnTorch

### Acknowledgments

This Research is funded by the European Union - NextGenerationEU Project 3A-ITALY MICS (PE0000004, CUP E13C22001900001, Spoke 6).

## References

- [1] Lizhi Liao, Heng Li, Weiyi Shang, and Lei Ma. An Empirical Study of the Impact of Hyperparameter Tuning and Model Optimization on the Performance Properties of Deep Neural Networks. *ACM Transactions on Software Engineering and Methodology*, 31(3):1–40, July 2022.
- [2] Wolfgang Maass. Networks of spiking neurons: The third generation of neural network models. *Neural Networks*, 10(9):1659–1671, December 1997.
- [3] Thomas Firmin, Pierre Boulet, and El-Ghazali Talbi. Parallel hyperparameter optimization of spiking neural networks. *Neurocomputing*, 609:128483, December 2024.
- [4] Wei Ou, Shitao Xiao, Chengyu Zhu, Wenbao Han, and Qionglu Zhang. An overview of brain-like computing: Architecture, applications, and future trends. *Frontiers in Neurorobotics*, 16:1041108, November 2022.
- [5] Chittotosh Ganguly, Sai Sukruth Bezugam, Elisabeth Abs, Melika Payvand, Sounak Dey, and Manan Suri. Spike frequency adaptation: bridging neural models and neuromorphic applications. *Communications Engineering*, 3(1):22, February 2024.
- [6] Guillaume Bellec, Franz Scherr, Anand Subramoney, Elias Hajek, Darjan Salaj, Robert Legenstein, and Wolfgang Maass. A solution to the learning dilemma for recurrent networks of spiking neurons. *Nature Communications*, 11(1):3625, December 2020. Publisher: Springer US.
- [7] Jens E. Pedersen, Steven Abreu, Matthias Jobst, Gregor Lenz, Vittorio Fra, Felix Christian Bauer, Dylan Richard Muir, Peng Zhou, Bernhard Vogginger, Kade Heckel, Gianvito Urgese, Sadasivan Shankar, Terrence C. Stewart, Sadique Sheik, and Jason K. Eshraghian. Neuromorphic intermediate representation: A unified instruction set for interoperable brain-inspired computing. *Nature Communications*, 15(1):8122, September 2024.
- [8] Vittorio Fra, Evelina Forno, Riccardo Pignari, Terrence C Stewart, Enrico Macii, and Gianvito Urgese. Human activity recognition: suitability of a neuromorphic approach for on-edge AIoT applications. *Neuromorphic Computing and Engineering*, 2(1):014006, March 2022. Publisher: IOP Publishing.
- [9] Gary M Weiss. WISDM Smartphone and Smartwatch Activity and Biometrics Dataset. *UCI Machine Learning Repository: WISDM Smartphone and Smartwatch Activity and Biometrics Dataset Data Set*, 7:133190 – 133202, 2019. ISBN: 2169-3536.
- [10] Gary M. Weiss, Kenichi Yoneda, and Thaier Hayajneh. Smartphone and Smartwatch-Based Biometrics Using Activities of Daily Living. *IEEE Access*, 7:133190–133202, 2019. Publisher: IEEE.
- [11] Simon F. Müller-Cleve, Vittorio Fra, Lyes Khacef, Alejandro Pequeño-Zurro, Daniel Klepatsch, Evelina Forno, Diego G. Ivanovich, Shavika Rastogi, Gianvito Urgese, Friedemann Zenke, and Chiara Bartolozzi. Braille letter reading: A benchmark for spatio-temporal pattern recognition on neuromorphic hardware. *Frontiers in Neuroscience*, 16:951164, November 2022.
- [12] Simon F. Müller-Cleve, Vittorio Fra, Lyes Khacef, Alejandro Pequeño-Zurro, Klepatsch, Evelina Forno, Diego G Ivanovich, Shavika Rastogi, Gianvito Urgese, Friedemann Zenke, and Chiara Bartolozzi. Tactile Braille Letters Dataset, May 2022.
- [13] Vittorio Fra, Benedetto Leto, Andrea Pignata, Enrico Macii, and Gianvito Urgese. Natively Neuromorphic LMU Architecture for Encoding-Free SNN-Based HAR on Commercial Edge Devices. In Michael Wand, Kristína Malinová, Jürgen Schmidhuber, and Igor V. Tetko, editors, *Artificial Neural Networks and Machine Learning – ICANN 2024*, volume 15025, pages 377–391. Springer Nature Switzerland, Cham, 2024. Series Title: Lecture Notes in Computer Science.
- [14] Vittorio Fra, Andrea Pignata, Riccardo Pignari, Enrico Macii, and Gianvito Urgese. Neu-BrAuER: A Neuromorphic Braille Letters Audio-Reader for Commercial Edge Devices. In Rosa Meo and Fabrizio Silvestri, editors, *Machine Learning and Principles and Practice of Knowledge Discovery in Databases*, volume 2137, pages 51–60. Springer Nature Switzerland, Cham, 2025. Series Title: Communications in Computer and Information Science.
- [15] Vittorio Fra, Simon F. Müller-Cleve, Gianvito Urgese, and Chiara Bartolozzi. WiN-GUI Version 2: A graphical tool for neuron-based encoding. *SoftwareX*, 29:102031, February 2025.
- [16] Ştefan Mihalaş and Ernst Niebur. A Generalized Linear Integrate-and-Fire Neural Model Produces Diverse Spiking Behaviors. *Neural Computation*, 21(3):704–718, March 2009.
- [17] Benedetto Leto, Gianvito Urgese, Enrico Macii, and Vittorio Fra. A LIF-based Legendre Memory Unit as neuromorphic State Space Model benchmarked on a second-long spatio-temporal task. In *2025 Neuro Inspired Computational Elements (NICE)*, pages 1–9, Heidelberg, Germany, March 2025. IEEE.