

---

# Efficient Response Generation Strategy Selection for Fine-Tuning Large Language Models Through Self-Aligned Perplexity

---

Xuan Ren\*

University of Adelaide  
xuan.ren@adelaide.edu.au

Qi Chen\*

University of Adelaide

Lingqiao Liu<sup>1†</sup>

University of Adelaide  
lingqiao.liu@adelaide.edu.au

## Abstract

Fine-tuning large language models (LLMs) typically relies on producing large sets of input-output pairs. Yet for a given question, there can be many valid outputs. In practice, these outputs are often derived by distilling knowledge from teacher models, and they can vary depending on the specific teacher model or prompting strategy employed. Recent findings show that *how* these training outputs are generated can significantly affect the performance of the fine-tuned model, raising an important question: how do we pick the best *data generation method* from among numerous possibilities? Rather than exhaustively training and evaluating on each candidate, this paper proposes a scalable approximate method that assesses a *small* subset of generated data to estimate its suitability for a specific target LLM. Our central idea is that effective outputs should be *familiar* to the target LLM. While previous work measures familiarity with perplexity, we find that perplexity might be suboptimal in characterizing “familiarity” through theoretical analysis and practical observations. To address this, we introduce *self-aligned perplexity*, a novel metric capturing how closely candidate outputs adhere to the target LLM’s own style and reasoning patterns. In this way, we can identify the most effective generation strategy on a small sample, then apply it to produce the complete training set. We demonstrate that training on data generated by the chosen method yields significant improvements across diverse reasoning-focused benchmarks.

## 1 Introduction

When instruction-tuning an LLM, training data consists of question-response pairs, where multiple valid responses can be generated for the same input. Previous studies (Ren et al., 2024) show that datasets with identical input questions but different responses can lead to varied learning outcomes, even when responses contain similar levels of detail. This raises a key question: *how can we construct responses that are most effective for the target LLM?*

Prior research has explored improving responses by adding details or rationales, such as structuring ground truth step by step (Hsieh et al., 2023; Ranaldi & Freitas, 2024), incorporating rationales, or

---

\*Equal contribution.

†Corresponding author.

enriching responses with additional information (Zhang et al., 2024; Kang et al., 2023; Li et al., 2022). However, recent studies (Ren et al., 2024; Yang et al., 2024) suggest that more details or converting responses to step by step style do not always improve performance and that alignment with the LLM’s linguistic style is crucial.

From our experiment, we observe that, no single response generation strategy works universally across tasks. Thus, we need to creating a method to find out the most effective way to generate response for each task, rather than use a single method for all of the tasks.

Some works (Xu et al., 2024; Kim et al., 2024) attempt to predict the effectiveness of response generation methods by evaluating the entire training dataset. They generate full training datasets using each method and then estimate training effectiveness based on scores computed via algorithms or reward models. However, these approaches are computationally expensive and not scalable.

However, can we predict the effectiveness of each data generation methods efficiently? We observe an interesting phenomenon that each response generation method produces responses with a consistent style, meaning that a small subset of generated examples can effectively represent the entire dataset. Based on this assumption, we propose an efficient ranking pipeline that evaluates a limited number of samples (e.g., 10) to assess the performance of each response generation strategy. This approach uses an alignment estimation function to assign scores to each strategy, enabling us to identify the best-performing method without the need for a full-dataset evaluation.

Previous research (Ren et al., 2024) used perplexity to measure a model’s familiarity with candidate question-answer pairs, proposing that lower-perplexity responses for the same input tend to yield better training performance. However, we found several cases where perplexity-based filtering was ineffective. For instance, responses structured in a step-by-step or redundant language style often have low perplexity but do not necessarily improve training outcomes. When examining the initial response from the target LLM, we note that on some tasks, the probability of the model producing a step-by-step or redundant response in its initial prediction is very low, even though these responses have low perplexity. These findings suggest that perplexity can be easily ”hacked” by response style. Consequently, traditional perplexity alone is insufficient for selecting the best response generation strategy.

To address this, we propose self-aligned perplexity, a refined metric for measuring a model’s familiarity with target responses. The key idea is that a model is most familiar with the data it generates itself. Leveraging this, we modify perplexity computation by incorporating model-generated responses as in-context examples. Specifically, we first have the model produce an initial response, which is then appended to the question as an in-context example. A prompt enforce the model to pay attention to this example when computing perplexity, thereby altering the probability estimation of the candidate response. If the target response deviates significantly from the model’s own generated response—the one it is most familiar with—the model assigns it a lower probability, increasing its perplexity. Our experiments show that self-aligned perplexity outperforms traditional perplexity in selecting effective data generation strategies.

In our experiments, we observe a strong correlation between the proposed indicator and the ranking of training dataset performance. Furthermore, we construct a pool of answer generation strategies and demonstrate that applying our selection criterion leads to significant performance gains compared to the baselines.

## 2 Related Works

There has been extensive research into what types of data yield the best training outcomes for large language models (LLMs). Previous studies have identified several factors that positively influence model training, such as adding complexity (Xu et al., 2023), adding details (Zhang et al., 2024; Kang et al., 2023; Li et al., 2022), adding diversity (Luo et al., 2023), augmenting ground-truth answers in a step-by-step manner (Hsieh et al., 2023; Ho et al., 2022; Magister et al., 2023; Fu et al., 2023; Ranaldi & Freitas, 2024), and ensuring correctness (Trinh et al., 2024; Ranaldi & Freitas, 2024). However, in practice, these metrics are challenging to measure for a given dataset, making it difficult to determine the quality of training data based on these criteria. Ren et al. (2024) found that familiarity, measured by perplexity, significantly impacts model training. They argue that language models are more familiar with content generated by other language models, which explains why

synthetic data is often more effective for training compared to human-generated data for educating LLMs.

Perplexity has been widely used for different purpose in prior research. Perplexity has been used to select prompts (Gonen et al., 2022), showing that prompts with lower perplexity generally lead to better performance in question-answering tasks. It has also been used for selecting pretraining datasets (De la Rosa et al., 2022), detecting AI-generated content (Xu & Sheng, 2024; Hu et al., 2020), and selecting instruction-tuning data from a database (Mekala et al., 2024). Li et al. (2024) modify the perplexity score and propose “IDF” (Instruction Following Difficulty), which is used to select a small pool of challenging data from the original dataset for efficient training. Researchers hypothesized that higher perplexity reflects more challenging data, which can be beneficial for teaching LLMs new knowledge. Unlike these studies, our focus is on finding the best strategy to generate the target responses ( $y$ ) for a given  $x$ .

Two recent works have explored optimal strategies for generating responses, but their approaches diverge from ours. In (Xu et al., 2024), the authors introduce the Compatibility-Adjusted Reward (CAR) to rank training datasets; however, they limit their experiments to two instruction-following datasets and do not consider multiple meta-prompts. Similarly, (Kim et al., 2024) identifies the key factors influencing training outcomes and employs principal component analysis (PCA) to fit a combination of these factors in order to predict the training performance for the same datasets. In contrast, our work presents several key distinctions. First, unlike the previous work, we evaluate only a small subset of generated data rather than complete datasets, enabling more efficient analysis. Second, while previous studies rely on composite metrics that require hyperparameter tuning—potentially risking overfitting on limited data diversity—we employ a single, robust metric validated across diverse tasks. Third, instead of ranking teacher models using a single meta-prompt, we rank models paired with diverse meta-prompts. Lastly, rather than solely demonstrating ranking effectiveness, our method also enhances overall accuracy.

### 3 Method

This paper aims to efficiently select the most effective answer generation strategy for fine-tuning a target LLM. In what follows, we first present the problem setup, then detail our proposed *self-aligned perplexity* metric for scoring the outputs from each candidate strategy.

#### 3.1 Problem Definition

Let  $\mathcal{S} = \{S_1, \dots, S_n\}$  be a set of candidate answer-generation strategies, where each strategy  $S_k$  produces a response  $\hat{y}^k = S_k(x)$  for an input  $x$ . Our goal is to select the strategy  $S_i$  that yields the most effective training data  $\mathcal{D} = \{(x, \hat{y}^k)\}$  for fine-tuning a target model  $M$ . Since generating the full dataset via the API for every strategy is costly, we evaluate a small subset  $\mathcal{D}_s$  of size  $K$  ( $K \ll |\mathcal{D}|$ ) to estimate how well each strategy’s outputs align with  $M$ .

#### 3.2 The familiarity hypothesis

The work in Ren et al. (2024) suggests that if the model is more “familiar” with a given response, then the model can learn better with the given response. In Ren et al. (2024), perplexity, which is equivalent to the likelihood of generating a response with the model, is used to measure this familiarity score. In our study, we argue that perplexity might be sub-optimal to measure the familiarity. We suggest that the familiarity can be more precisely (at least theoretically) measured by the following equation:

$$F(\hat{y}) = \mathbb{E}_y [s(y, \hat{y})] = \int s(y, \hat{y}) P_M(y) dy, \quad (1)$$

where  $s(y, \hat{y})$  is a semantic similarity measure between  $\hat{y}$  and a sample response  $y$  drawn from the model  $M$ . In plain language, it quantifies how similar a candidate response is to the range of answers that the model might generate. It is straightforward to demonstrate that when  $s(y, \hat{y}) = \delta(y, \hat{y})$ , i.e., when  $\delta(y, \hat{y}) = 1$  only if  $y$  is exactly identical to  $\hat{y}$ , the function  $F$  becomes equivalent to the likelihood  $P_M(\hat{y})$ , and hence equivalent to perplexity. Theoretically, using perplexity as a surrogate to measure familiarity fails to account for the variety of responses that may be semantically equivalent

to a candidate response, thereby underestimating the familiarity. In practice, this results in assigning an excessively high perplexity to a good candidate response that the model might actually be familiar with, as evidenced by our empirical study in section 6.1 and examples in Table 1.

Model	Task	Prompt	Accuracy	Perplexity	Self-aligned PPL
Mistral7B	GSM8K	Step by Step	<b>0.627</b>	2.09	<b>2.26</b>
		Claud Answer Directly	0.592	<b>1.96</b>	2.45
Llama3	MATH	Step by Step	<b>0.56</b>	1.88	<b>1.91</b>
		Claud Answer Directly	0.495	<b>1.84</b>	2.02
Qwen2.5	API-Bank	Step by Step	0.41	<b>3.02</b>	2.98
		Claud Answer Directly	<b>0.461</b>	3.14	<b>2.90</b>

Table 1: Example of the cases where self-aligned perplexity is more effective than perplexity.

### 3.3 Self-Aligned Perplexity

To address the issue described above, we introduce an alternative surrogate for measuring familiarity by leveraging the concept of in-context learning. Specifically, we use the model’s initial prediction,  $y = M(x)$ , as an *in-context example of style* and then evaluate the likelihood of a candidate response conditioned on this example in the prompt. This approach encourages the model to assign a higher probability to a response if its style closely aligns with that of the model’s generated response.

**Traditional Perplexity.** For a candidate response  $\hat{y}$  of length  $|N|$ , traditional perplexity is defined as:

$$\varphi_{\text{PPL}}(M, x, \hat{y}) = \exp\left\{-\frac{1}{|N|} \sum_{t=1}^{|N|} \log P_M(\hat{y}_t \mid x, \hat{y}_{<t})\right\}.$$

**Self-Aligned Perplexity.** To address this, we use  $M$ ’s initial prediction,  $y = M(x)$ , as an in-context style example. For each input  $x_i$  in a subset  $\mathcal{D}_s$ :

1. Generate  $y_i = M(x_i)$ .<sup>3</sup>
2. For candidate  $\hat{y}_i$ , include  $y_{i+1}$  (or  $y_1$  when  $i = K$ ) in the prompt to provide style guidance.
3. Compute the perplexity of  $\hat{y}_i$  conditioned on this prompt.

Formally,

$$\varphi_{\text{ICPPL}}(M, x_i, \hat{y}_i) = \begin{cases} \varphi_{\text{PPL}}(M, \text{Prompt}(y_{i+1}), \hat{y}_i), & \text{if } i < K, \\ \varphi_{\text{PPL}}(M, \text{Prompt}(y_1), \hat{y}_i), & \text{if } i = K. \end{cases}$$

This self-aligned measure penalizes responses that deviate from  $M$ ’s own style. For more details, please read Appendix A.1

**Selection Criterion.** For each strategy  $S_k$ , we calculate:

$$\pi_{\text{ICPPL}}(S_k) = \frac{1}{K} \sum_{i=1}^K \varphi_{\text{ICPPL}}(M, x_i, \hat{y}_i^k),$$

and select:

$$S_\ell = \arg \min_k \pi_{\text{ICPPL}}(S_k).$$

Table 1 shows that self-aligned perplexity more reliably selects the optimal strategy across three tasks (GSM8K, MATH, and API-Bank). For example, on GSM8K, Mistral7B achieves its best accuracy with the step-by-step strategy—correctly favored by self-aligned perplexity but not by standard perplexity.

<sup>3</sup> $M(x_i)$  may generate incorrect responses, which can sometimes cause  $\text{Prompt}(y_{i+1})$  to mislead the in-context perplexity calculation. To mitigate this, we employ a filtering mechanism to remove incorrect  $M(x_i)$ . According to our experimental results, since  $y_{i+1}$  is primarily used to guide style, its correctness is less critical. Hence, the correctness filter is optional. For more details, please refer to Appendix A.4 and A.7.

## 4 Benchmark Construction

In the section, we show how we use different strategies (distinct prompts and teacher LLMs) in generating the high-quality responses with different styles.

### 4.1 Target LLMs and APIs

We use Mistral-7B-instruct-V2 (Jiang et al., 2023), Llama3-instruct (Dubey & Abhinav Jauhri, 2024) and Qwen-2.5-7B-Instruct (Qwen et al., 2025) as the target language models  $M$ . In this paper, we refer to Llama3-instruct, Mistral-7B-instruct-V2, and Qwen-2.5-7B-Instruct as Mistral7B, Llama3, and Qwen2.5, respectively. We use GPT-4o, MiniGPT-4o, and Claude 3.5 APIs as teacher models for response generation. Specifically, we use gpt-4o-mini-2024-07-18 and gpt-4o-2024-08-06 (OpenAI, 2023) from OpenAI, and claude-3-5-sonnet-20240620 (Anthropic, 2023) from Anthropic.

### 4.2 Datasets

We use English reasoning datasets referenced in the technical reports of LLaMA3 (Dubey & Abhinav Jauhri, 2024), Mistral (Jiang et al., 2023), and Qwen-2.5 (Qwen et al., 2025) (the three target models  $M$  in our experiments). We select datasets with at least 650 examples that can be evaluated via accuracy. If a dataset lacks sufficient training data, we reconstruct it to contain at least 400 training, 50 validation, and 200 testing examples.

For datasets with subcategories (e.g., MATH, MMLU, MMLU\_PRO, API\_BANK, AGIEVAL), we choose the most challenging subcategory (i.e., with the lowest reported accuracy). For example, we include moral scenarios from MMLU, Professional Law from MMLU\_PRO, Level 3 problems from API\_BANK, geometry from MATH, and LogicQA from AGIEVAL; we also incorporate the Algebra subcategory from MATH as in Ren et al. (2024).

Following Ren et al. (2024), we train and evaluate the first 1,000 training and testing examples, generating up to 1,000 training examples per data generation strategy.

In total, our datasets include: **Mathematics:** GSM8K (Cobbe et al., 2021), MATH (Algebra) and MATH (Geometry) (Hendrycks et al., 2021); **Commonsense reasoning:** PIQA (Bisk et al., 2020), WinoGrande (Sakaguchi et al., 2021), Hellaswag (Zellers et al., 2019), and ECQA (Aggarwal et al., 2021); **Reading comprehension:** BoolQ (Clark et al., 2019) and SQuAD (Rajpurkar et al., 2016); **Aggregated benchmarks:** MMLU (Moral Scenarios) (Hendrycks et al., 2020), MMLU\_PRO (Professional Law) (Wang et al., 2024), and AGIEval (LogicQA) (Zhong et al., 2023); **Coding:** MBPP (Austin et al., 2021); **Reasoning:** DROP (Dua et al., 2019) and ARC-Challenge (Clark et al., 2018); and **Tool-using:** API-BANK (Lv 3 problems) (Li et al., 2023). For further details, please refer to Table 15 in the Appendix.

### 4.3 Data Generation Strategies

Given 1,000 samples, we use different strategies to generate target responses. For a fair comparison, we use the same prompts from (Ren et al., 2024) to generate responses, including **GPT-4o Answer Directly**, **Claude Answer Directly**, **MiniGPT-4o Answer Directly**, **Step-by-Step** and **Rewrite Ground Truth**. Besides, we design two new prompts named **GPT-4o Examples** and **Human Examples** on our own. Please refer to Appendix A.7 for details on each response construction method.

We provide ground truth to the teacher models and allow up to three attempts for data generation. If the first result is incorrect, we regenerate; otherwise, we stop. The same evaluation script used during testing is applied to check correctness.

## 5 Experiment

In this section, we treat each generation strategy from Section 4.3, along with other response-selection methods mentioned in the related work section, as baselines. We then compare the average training outcomes of our method against these baselines across all tasks.

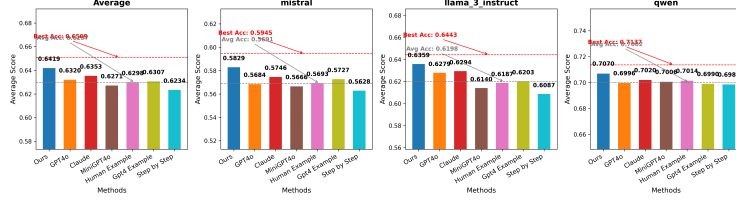


Figure 1: Our method( $K = 50$ , average of three subsets) Vs. baselines(each data generation method).

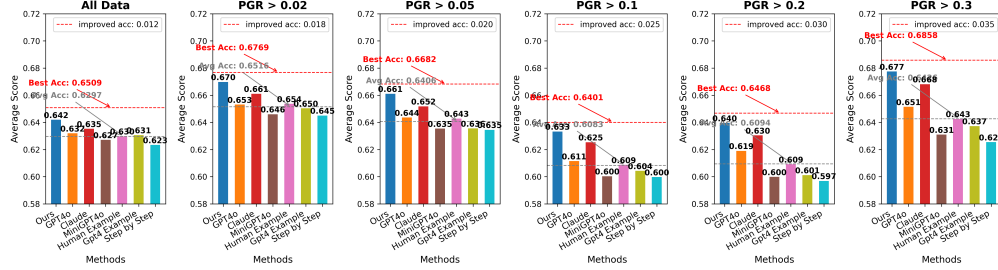


Figure 2: The benefits of our method ( $K = 50$ , average of three subsets) improve upon the average performance of the baselines(each data generation method) as the PGR increases.

When training the target model using a particular data generation strategy, we run experiments with random seeds 0, 1, and 2, and report their average performance in Table 9. For our method, we also repeat the process three times, each time selecting a different subset of size  $K = 50$  from the training data, and then report the average of these three runs. For instance, one run may use the first 50 samples, another the second 50, and so on, and we combine their results to obtain a final average.

## 5.1 Hyperparameters

We utilize the identical hyperparameter settings as referenced in (Ren et al., 2024). Specifically, for model fine-tuning, a learning rate of  $2e-5$ , a batch size of 32, and a warm-up phase encompassing 10% of the total training iterations are applied. A cosine annealing schedule is implemented for the learning rate, and only the Q and V matrices of the LoRA parameters are fine-tuned with a rank of 8. All models undergo training and evaluation using half-precision arithmetic.

## 5.2 Our Method vs. Baselines (Each Data Generation Methods)

Figure 1 compares our method against baselines. The **Rewrite Ground Truth** method is omitted from the Figure 1 and Figure 2 since it applies only to datasets with CoT groundtruth. Other results represent task averages across all datasets, while **Rewrite Ground Truth** averages a subset of tasks. Despite its exclusion from the figure, all metrics and tables incorporate this method’s results.

As shown in Figure 1, our method outperforms every data generation strategy. On average, it surpasses the best data generation strategy (Claude) by 0.66%. The average performance of all methods is 62.97%, which is 1.22% lower than ours (64.19%).

## 5.3 Choosing Data Generation Methods Becomes More Important When PGR Increases

When analyzing the detailed performance record ( $n = 1000$ ) (Table 9 in Appendix), we notice that there is substantial performance variation between methods for some tasks, while for others, the variation is minimal. For example, when training the Qwen model on API-BANK, using training data generated by **Claud Answer Directly** strategy results in an evaluation accuracy of 45.7%, whereas training with data generated by **GPT-4o Examples** strategy yields an evaluation accuracy of 33.9%. In contrast, for tasks like GSM8K and MATH Algebra, the performance gap between the best and worst methods is under 2%.



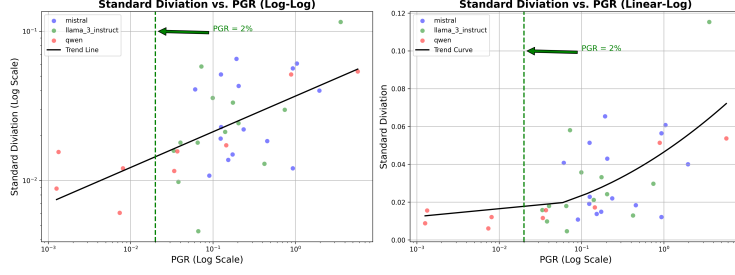


Figure 3: This figure demonstrates that the higher PGR, the more diversity of the training effectiveness between using the data generated by different data generation methods.

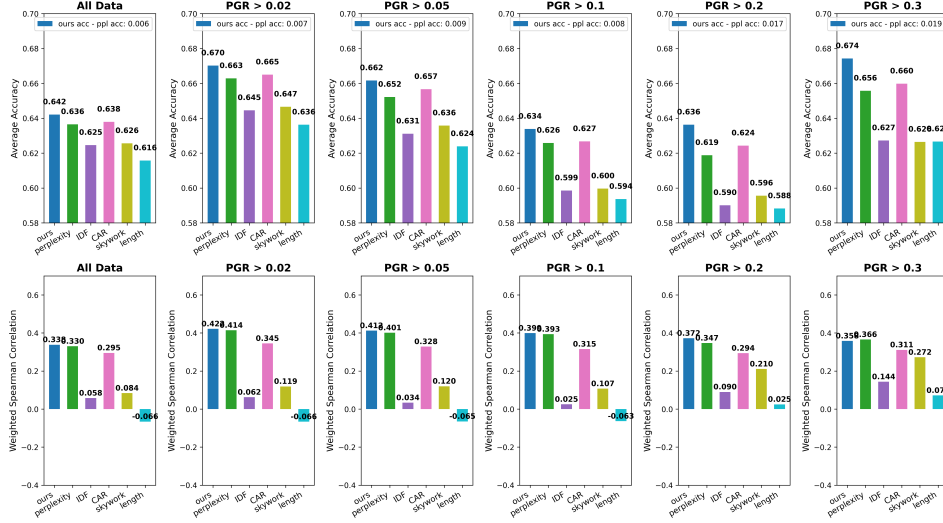


Figure 4: Comparison between our method ( $K = 50$ ) and other data selection methods ( $K = 50$ , average of three subsets).

We observe that the performance variation between methods is minimal when training with 1000 samples (data from Table 9 in Appendix) yields only negligible improvement over training with 100 samples (data from Table 13 in Appendix).

To investigate this relationship, we created Figure 3, where the X-axis represents the performance gain ratio (PGR) on a logarithmic scale, and the Y-axis measures the standard deviation in training effectiveness across methods. The PGR is defined as:

$$\text{PGR} = \left( \frac{\text{Acc}_{1000}}{\text{Acc}_{100}} - 1 \right)$$

This metric quantifies the improvement in accuracy when increasing the training data from 100 to 1000 examples.

While the right plot demonstrates that when the PGR exceeds 2%, the diversity across generation methods increases significantly, the left plot shows a strong positive correlation between  $\log(\text{PGR})$  and  $\log(\text{Standard Deviation})$ . Notably, when PGR is below 2%, the diversity is nearly 0.

These two subplots show that the variation in training effectiveness increases as PGR increases. The greater the divergence between the training outcomes, the more important it becomes to select the best response generation strategy.

### 5.3.1 Our Method Performs Better as PGR Increases

We investigate whether our method becomes more effective as the dataset is filtered using increasingly higher PGR thresholds. Figure 2 compares our method with baselines on subsets where the minimum

PGR ranges from  $-\infty$  (all data) to 0.3. As the PGR threshold increases, the performance gap between our method and the average baseline grows from 1.3% to 3.5%, indicating that our method performs especially well on datasets with higher PGR values.

### 5.3.2 Comparison with Other Data Selection Metrics

Figure 4 shows that our method consistently outperform other methods in terms of accuracy and weighted spearman correlation. As the PGR threshold increases, this gap widens.

## 6 Ablation Study

### 6.1 Why Self-Aligned Perplexity Outperforms Traditional Perplexity

Target Response style	Model	Task	PPL	IC <sub>sbs</sub> PPL	IC <sub>cad</sub> PPL	IC <sub>r</sub> PPL
Step by Step(sbs)	Mistral7B	ECQA	<b>4.476</b>	<b>3.695</b>	4.85	4.329
GPT4 Answer Directly(cad)			5.551	4.116	<b>4.768</b>	4.456
Redundant(r)			4.944	<b>4.334</b>	<b>5.615</b>	<b>4.326</b>
Step by Step(sbs)	Mistral7B	PIQA	<b>4.290</b>	<b>3.816</b>	5.968	4.028
GPT4 Answer Directly(cad)			6.277	4.053	<b>5.962</b>	4.250
Redundant(r)			4.547	3.919	<b>6.724</b>	<b>4.027</b>

Table 2: Examples showing that in-context perplexity favors responses matching the style of the in-context example. PPL denotes traditional perplexity, while IC<sub>sbs</sub>PPL, IC<sub>cad</sub>PPL, and IC<sub>r</sub>PPL are computed using step-by-step, GPT-4o Answer Directly, and redundant responses as in-context examples, respectively.

**Failure example of perplexity:** As shown in Table 2, on the ECQA and PIQA tasks, responses written in a highly redundant style (see Appendix A.7) receive lower perplexity scores—even though the target model is unlikely to generate such responses—while high-quality **GPT-4o Answer Directly** responses receive higher perplexity.

Here’s a slightly more concise version with one word removed for brevity:

**Effectiveness of in-context example:** When we incorporate a style-specific in-context example (e.g., a step-by-step response), in-context perplexity adjusts the model’s probability estimation to favor responses that match the provided style. Our method uses the target model’s own prediction as the in-context example, allowing self-aligned perplexity to better reflect the alignment between the model’s style and the response candidates.

### 6.2 Our Method vs. Train-Then-Select

One natural—but computationally expensive—approach to selecting the optimal response generation strategy is to adopt a “Train-Then-Select” procedure. In this approach, we first generate a small dataset (e.g., 100 samples) using each candidate strategy. For each dataset, we train the target model and evaluate its performance. We then rank the strategies based on these results and choose the best-performing one to generate the remainder of the dataset.

When evaluating “Train-Then-Select”, we train the target model on 100 samples under two settings:

- 1. Standard Training:** A learning rate of 2e-5 for 20 epochs (matching our main setup). The performance accuracies for each strategy under this settings is reported in the Table 13.
- 2. Intense Training:** A learning rate of 2e-4 for 40 epochs. The performance accuracies for each strategy under this settings is reported in the Table 14.

After ranking the strategies using Train-Then-Select, we compare its performance with our method. As shown in Table 3, despite using less data and requiring no training, validation, or testing computations for strategy selection, our method achieves better accuracy and higher Spearman correlation.



Weighted Method	Model	Accuracy	Spearman's $\rho$
Ours	Mistral7B	0.582	0.411
Train-then-test lr = 2e-5		0.578	0.249
Train-then-test lr = 2e-4		0.579	0.440
Ours	Llama3	0.650	0.344
Train-then-test lr = 2e-5		0.626	0.257
Train-then-test lr = 2e-4		0.638	0.286
Ours	Qwen2.5	0.723	0.494
Train-then-test lr = 2e-5		0.710	0.160
Train-then-test lr = 2e-4		0.726	0.345
Ours	Average	0.652	0.416
Train-then-test lr = 2e-5		0.638	0.222
Train-then-test lr = 2e-4		0.648	0.357

Table 3: Our Method ( $K = 50$ ) vs. Train-then-test ( $K = 100$ , 1 seed, lr = 2e-5 or 2e-4) on tasks with  $PGR > 2\%$

Model	Accuracy					Weighted Spearman's $\rho$				
	0-10	10-20	20-30	0-50	0-100	0-10	10-20	20-30	0-50	0-100
Mistral7B	0.583	0.584	0.570	0.583	0.583	0.396	0.310	0.257	0.412	0.411
Llama3	0.644	0.650	0.642	0.650	0.652	0.331	0.393	0.077	0.344	0.314
Qwen2.5	0.714	0.711	0.718	0.723	0.726	0.363	0.472	0.327	0.494	0.401

Table 4: Performance stability of our methods when  $PGR > 2\%$ . The subsets 0-10, 10-20, and 20-30 each contain 10 samples, while 0-50 and 0-100 represent the first 50 and 100 samples.

### 6.3 Stability of Our Methods

As shown in Table 4, our method exhibits improved accuracy as the subset size increases. Generally speaking, the performance of our method is consistent. Some of the small subsets might causes degradation of the accuracy (highlighted in red), thus we recommend to choose a relatively larger size of subsets. In the table, "0-10", "10-20", and "20-30" indicate that we use the first, second, and third groups of 10 training samples, respectively, to compute the ranking. "0-50" and "0-100" represent subsets containing the first 50 and 100 samples. According to the table, when the subset is large (e.g.,  $K = 50$  or  $K = 100$ ), the performance is better in terms of accuracy and Spearman correlation. However, when the subset is small ( $K = 10$ ), the performance of each subset becomes less stable.

### 6.4 Groundtruth vs. Synthetic Data

As shown in Table 9 of Appendix, when ground truth is provided in natural language (e.g., GSM8K, MATH, ECQA, MBPP), training on ground truth is less effective than training on synthetic data. This is because LLMs are more familiar with LLM-generated data, as demonstrated by Ren et al. (2024). However, when the ground truth is written as a gold label without a CoT inference process, training on gold label can sometimes outperform training on CoT synthetic data within the same domain. However, as shown in Table 7 of Appendix, training on gold labels harms cross-domain performance more than training on synthetic data. Additionally, in real-life scenarios, training on natural language data is crucial, as users expect to see the rationale behind the final prediction made by LLMs.

## 7 Conclusions

In this paper, we present a novel and scalable approach for selecting the optimal response generation strategy to train large language models. We introduce a new metric, self-aligned perplexity, which more effectively evaluates the alignment between the target model and the response options compared to traditional perplexity. Our experiments show that as the PGR increases, selecting the best response generation method becomes more crucial. We demonstrate that choosing the optimal generation strategy based on self-aligned perplexity can lead to substantial improvements in model performance, particularly on tasks with higher PGR. We hope our work will inspire researchers who use perplexity as a downstream metric and those seeking to generate the most effective responses from a set of inputs for training large language models.

## References

- Shourya Aggarwal, Divyanshu Mandowara, Vishwajeet Agrawal, Dinesh Khandelwal, Parag Singla, and Dinesh Garg. Explanations for commonsenseqa: New dataset and models. In *Proceedings of the 59th Annual Meeting of the Association for Computational Linguistics and the 11th International Joint Conference on Natural Language Processing (Volume 1: Long Papers)*, pp. 3050–3065, 2021.
- Anthropic. Claude 3.5 api. <https://docs.anthropic.com/claude>, 2023. Accessed: Month Day, Year.
- Jacob Austin, Augustus Odena, Maxwell Nye, Maarten Bosma, Henryk Michalewski, David Dohan, Ellen Jiang, Carrie Cai, Michael Terry, Quoc Le, et al. Program synthesis with large language models. *arXiv preprint arXiv:2108.07732*, 2021.
- Yonatan Bisk, Rowan Zellers, Jianfeng Gao, Yejin Choi, et al. Piqa: Reasoning about physical commonsense in natural language. In *Proceedings of the AAAI conference on artificial intelligence*, volume 34, pp. 7432–7439, 2020.
- Christopher Clark, Kenton Lee, Ming-Wei Chang, Tom Kwiatkowski, Michael Collins, and Kristina Toutanova. Boolq: Exploring the surprising difficulty of natural yes/no questions. *arXiv preprint arXiv:1905.10044*, 2019.
- Peter Clark, Isaac Cowhey, Oren Etzioni, Tushar Khot, Ashish Sabharwal, Carissa Schoenick, and Oyvind Tafjord. Think you have solved question answering? try arc, the ai2 reasoning challenge. *arXiv preprint arXiv:1803.05457*, 2018.
- Karl Cobbe, Vineet Kosaraju, Mohammad Bavarian, Mark Chen, Heewoo Jun, Lukasz Kaiser, Matthias Plappert, Jerry Tworek, Jacob Hilton, Reiichiro Nakano, et al. Training verifiers to solve math word problems. *arXiv preprint arXiv:2110.14168*, 2021.
- Javier De la Rosa, Eduardo G Ponferrada, Paulo Villegas, Pablo Gonzalez de Prado Salas, Manu Romero, and Maria Grandury. Bertin: Efficient pre-training of a spanish language model using perplexity sampling. *arXiv preprint arXiv:2207.06814*, 2022.
- Dheeru Dua, Yizhong Wang, Pradeep Dasigi, Gabriel Stanovsky, Sameer Singh, and Matt Gardner. Drop: A reading comprehension benchmark requiring discrete reasoning over paragraphs, 2019. URL <https://arxiv.org/abs/1903.00161>.
- Abhimanyu Dubey and etc. Abhinav Jauhri. The llama 3 herd of models, 2024. URL <https://arxiv.org/abs/2407.21783>.
- Yao Fu, Hao Peng, Litu Ou, Ashish Sabharwal, and Tushar Khot. Specializing smaller language models towards multi-step reasoning. In *International Conference on Machine Learning*, pp. 10421–10430. PMLR, 2023.
- Hila Gonen, Srini Iyer, Terra Blevins, Noah A Smith, and Luke Zettlemoyer. Demystifying prompts in language models via perplexity estimation. *arXiv preprint arXiv:2212.04037*, 2022.
- Dan Hendrycks, Collin Burns, Steven Basart, Andy Zou, Mantas Mazeika, Dawn Song, and Jacob Steinhardt. Measuring massive multitask language understanding. *arXiv preprint arXiv:2009.03300*, 2020.
- Dan Hendrycks, Collin Burns, Saurav Kadavath, Akul Arora, Steven Basart, Eric Tang, Dawn Song, and Jacob Steinhardt. Measuring mathematical problem solving with the math dataset. *arXiv preprint arXiv:2103.03874*, 2021.
- Namgyu Ho, Laura Schmid, and Se-Young Yun. Large language models are reasoning teachers. *arXiv preprint arXiv:2212.10071*, 2022.
- Cheng-Yu Hsieh, Chun-Liang Li, Chih-Kuan Yeh, Hootan Nakhost, Yasuhisa Fujii, Alexander Ratner, Ranjay Krishna, Chen-Yu Lee, and Tomas Pfister. Distilling step-by-step! outperforming larger language models with less training data and smaller model sizes, 2023.
- Jennifer Hu, Jon Gauthier, Peng Qian, Ethan Wilcox, and Roger P Levy. A systematic assessment of syntactic generalization in neural language models. *arXiv preprint arXiv:2005.03692*, 2020.

- Albert Q Jiang, Alexandre Sablayrolles, Arthur Mensch, Chris Bamford, Devendra Singh Chaplot, Diego de las Casas, Florian Bressand, Gianna Lengyel, Guillaume Lample, Lucile Saulnier, et al. Mistral 7b. *arXiv preprint arXiv:2310.06825*, 2023.
- Minki Kang, Seanie Lee, Jinheon Baek, Kenji Kawaguchi, and Sung Ju Hwang. Knowledge-augmented reasoning distillation for small language models in knowledge-intensive tasks, 2023.
- Seungone Kim, Juyoung Suk, Xiang Yue, Vijay Viswanathan, Seongyun Lee, Yizhong Wang, Kiril Gashteovski, Carolin Lawrence, Sean Welleck, and Graham Neubig. Evaluating language models as synthetic data generators, 2024. URL <https://arxiv.org/abs/2412.03679>.
- Ming Li, Yong Zhang, Zhitao Li, Jiuhai Chen, Lichang Chen, Ning Cheng, Jianzong Wang, Tianyi Zhou, and Jing Xiao. From quantity to quality: Boosting LLM performance with self-guided data selection for instruction tuning. In Kevin Duh, Helena Gomez, and Steven Bethard (eds.), *Proceedings of the 2024 Conference of the North American Chapter of the Association for Computational Linguistics: Human Language Technologies (Volume 1: Long Papers)*, pp. 7602–7635, Mexico City, Mexico, June 2024. Association for Computational Linguistics. doi: 10.18653/v1/2024.naacl-long.421. URL <https://aclanthology.org/2024.naacl-long.421/>.
- Minghao Li, Yingxiu Zhao, Bowen Yu, Feifan Song, Hangyu Li, Haiyang Yu, Zhoujun Li, Fei Huang, and Yongbin Li. Api-bank: A comprehensive benchmark for tool-augmented llms. *arXiv preprint arXiv:2304.08244*, 2023.
- Shiyang Li, Jianshu Chen, Yelong Shen, Zhiyu Chen, Xinlu Zhang, Zekun Li, Hong Wang, Jing Qian, Baolin Peng, Yi Mao, Wenhui Chen, and Xifeng Yan. Explanations from large language models make small reasoners better, 2022.
- Ziyang Luo, Can Xu, Pu Zhao, Qingfeng Sun, Xiubo Geng, Wenxiang Hu, Chongyang Tao, Jing Ma, Qingwei Lin, and Daxin Jiang. Wizardcoder: Empowering code large language models with evol-instruct, 2023. URL <https://arxiv.org/abs/2306.08568>.
- Lucie Charlotte Magister, Jonathan Mallinson, Jakub Adamek, Eric Malmi, and Aliaksei Severyn. Teaching small language models to reason. In Anna Rogers, Jordan Boyd-Graber, and Naoaki Okazaki (eds.), *Proceedings of the 61st Annual Meeting of the Association for Computational Linguistics (Volume 2: Short Papers)*, pp. 1773–1781, Toronto, Canada, July 2023. Association for Computational Linguistics. doi: 10.18653/v1/2023.acl-short.151. URL <https://aclanthology.org/2023.acl-short.151>.
- Dheeraj Mekala, Alex Nguyen, and Jingbo Shang. Smaller language models are capable of selecting instruction-tuning training data for larger language models. *arXiv preprint arXiv:2402.10430*, 2024.
- OpenAI. Gpt-4 api. <https://platform.openai.com/docs/models/gpt-4>, 2023. Accessed: Month Day, Year.
- Qwen, :, An Yang, Baosong Yang, Beichen Zhang, Binyuan Hui, Bo Zheng, Bowen Yu, Chengyuan Li, Dayiheng Liu, Fei Huang, Haoran Wei, Huan Lin, Jian Yang, Jianhong Tu, Jianwei Zhang, Jianxin Yang, Jiaxi Yang, Jingren Zhou, Junyang Lin, Kai Dang, Keming Lu, Keqin Bao, Kexin Yang, Le Yu, Mei Li, Mingfeng Xue, Pei Zhang, Qin Zhu, Rui Men, Runji Lin, Tianhao Li, Tianyi Tang, Tingyu Xia, Xingzhang Ren, Xuancheng Ren, Yang Fan, Yang Su, Yichang Zhang, Yu Wan, Yuqiong Liu, Zeyu Cui, Zhenru Zhang, and Zihan Qiu. Qwen2.5 technical report, 2025. URL <https://arxiv.org/abs/2412.15115>.
- Pranav Rajpurkar, Jian Zhang, Konstantin Lopyrev, and Percy Liang. SQuAD: 100,000+ questions for machine comprehension of text. In Jian Su, Kevin Duh, and Xavier Carreras (eds.), *Proceedings of the 2016 Conference on Empirical Methods in Natural Language Processing*, pp. 2383–2392, Austin, Texas, November 2016. Association for Computational Linguistics. doi: 10.18653/v1/D16-1264. URL <https://aclanthology.org/D16-1264>.
- Leonardo Ranaldi and Andre Freitas. Aligning large and small language models via chain-of-thought reasoning. In Yvette Graham and Matthew Purver (eds.), *Proceedings of the 18th Conference of the European Chapter of the Association for Computational Linguistics (Volume 1: Long Papers)*, pp. 1812–1827, St. Julian’s, Malta, March 2024. Association for Computational Linguistics. URL <https://aclanthology.org/2024.eacl-long.109>.

- Xuan Ren, Biao Wu, and Lingqiao Liu. I learn better if you speak my language: Understanding the superior performance of fine-tuning large language models with LLM-generated responses. In Yaser Al-Onaizan, Mohit Bansal, and Yun-Nung Chen (eds.), *Proceedings of the 2024 Conference on Empirical Methods in Natural Language Processing*, pp. 10225–10245, Miami, Florida, USA, November 2024. Association for Computational Linguistics. doi: 10.18653/v1/2024.emnlp-main.571. URL <https://aclanthology.org/2024.emnlp-main.571/>.
- Keisuke Sakaguchi, Ronan Le Bras, Chandra Bhagavatula, and Yejin Choi. Winogrande: An adversarial winograd schema challenge at scale. *Communications of the ACM*, 64(9):99–106, 2021.
- Trieu H Trinh, Yuhuai Wu, Quoc V Le, He He, and Thang Luong. Solving olympiad geometry without human demonstrations. *Nature*, 625(7995):476–482, 2024.
- Yubo Wang, Xueguang Ma, Ge Zhang, Yuansheng Ni, Abhranil Chandra, Shiguang Guo, Weiming Ren, Aaran Arulraj, Xuan He, Ziyang Jiang, et al. Mmlu-pro: A more robust and challenging multi-task language understanding benchmark. *arXiv preprint arXiv:2406.01574*, 2024.
- Can Xu, Qingfeng Sun, Kai Zheng, Xiubo Geng, Pu Zhao, Jiazhan Feng, Chongyang Tao, and Daxin Jiang. Wizardlm: Empowering large language models to follow complex instructions, 2023.
- Zhangchen Xu, Fengqing Jiang, Luyao Niu, Bill Yuchen Lin, and Radha Poovendran. Stronger models are not stronger teachers for instruction tuning, 2024. URL <https://arxiv.org/abs/2411.07133>.
- Zhenyu Xu and Victor S Sheng. Detecting ai-generated code assignments using perplexity of large language models. In *Proceedings of the AAAI Conference on Artificial Intelligence*, volume 38, pp. 23155–23162, 2024.
- Zhaorui Yang, Tianyu Pang, Haozhe Feng, Han Wang, Wei Chen, Minfeng Zhu, and Qian Liu. Self-distillation bridges distribution gap in language model fine-tuning. In Lun-Wei Ku, Andre Martins, and Vivek Srikumar (eds.), *Proceedings of the 62nd Annual Meeting of the Association for Computational Linguistics (Volume 1: Long Papers)*, pp. 1028–1043, Bangkok, Thailand, August 2024. Association for Computational Linguistics. doi: 10.18653/v1/2024.acl-long.58. URL <https://aclanthology.org/2024.acl-long.58>.
- Rowan Zellers, Ari Holtzman, Yonatan Bisk, Ali Farhadi, and Yejin Choi. HellaSwag: Can a machine really finish your sentence? In Anna Korhonen, David Traum, and Lluís Màrquez (eds.), *Proceedings of the 57th Annual Meeting of the Association for Computational Linguistics*, pp. 4791–4800, Florence, Italy, July 2019. Association for Computational Linguistics. doi: 10.18653/v1/P19-1472. URL <https://aclanthology.org/P19-1472/>.
- Hanyu Zhang, Xiting Wang, Xiang Ao, and Qing He. Distillation with explanations from large language models. In *Proceedings of the 2024 Joint International Conference on Computational Linguistics, Language Resources and Evaluation (LREC-COLING 2024)*, pp. 5018–5028, 2024.
- Wanjun Zhong, Ruixiang Cui, Yiduo Guo, Yaobo Liang, Shuai Lu, Yanlin Wang, Amin Saied, Weizhu Chen, and Nan Duan. Agieval: A human-centric benchmark for evaluating foundation models. *arXiv preprint arXiv:2304.06364*, 2023.

## A Appendix

### A.1 The Details of Strategy Selection Through Self-Aligned Perplexity

**Perplexity** A straightforward way to gauge familiarity is via perplexity, which is typically defined as the exponentiation of the average negative log-likelihood per token. That is, for a candidate response  $\hat{y}$  consisting of  $N$  tokens, we define:

$$\varphi_{\text{PPL}}(M, x, \hat{y}) = \exp \left\{ -\frac{1}{|N|} \sum_{t=1}^{|N|} \log P_M(\hat{y}_t \mid x, \hat{y}_{<t}) \right\}.$$

**In-Context Perplexity** To address this, we propose *self-aligned perplexity*, which incorporates  $M$ 's own initial prediction  $y = M(x)$  as an *in-context example of style*. Concretely:

1. Generate  $K$  responses,  $y_1, y_2, \dots, y_K = M(x_1), M(x_2), \dots, M(x_K)$ , where each response is generated from the corresponding input  $x_1, x_2, \dots, x_K$ .  $M(x_i)$  may generate incorrect responses, which can sometimes cause  $\text{Prompt}(y_{i+1})$  to mislead the in-context perplexity calculation. To mitigate this, we employ a filtering mechanism to remove incorrect  $M(x_i)$ . According to our experimental results, since  $y_{i+1}$  is primarily used to guide style, its correctness is less critical. Hence, the correctness filter is optional. For more details, please refer to Appendix A.4.
2. For each candidate response  $\hat{y}_i$ , we assign in-context examples in a cyclic manner: the in-context example for the first input  $x_1$  is based on the second input  $x_2$ 's generated response, the in-context example for  $x_2$  is based on  $x_3$ 's response, and so on, until the in-context example for the last input  $x_K$  is based on  $x_1$ 's response. This way, the model focuses on imitating the inference style rather than directly copying the answers.
3. Construct a prompt,  $\text{Prompt}(y_i)$ , containing both  $x_i$  and a directive such as:

*“Here is an example of how to reason and respond. Please strictly follow this style. If you drift, you must correct yourself mid-inference.”*

The detailed prompt can be found in Appendix A.7.

4. Compute perplexity for a candidate  $\hat{y}_i$  with the model forced to follow the self-demonstrated style in  $y_{i+1}$  or  $y_1$ .

Formally, define:

$$\begin{aligned}\varphi_{\text{ICPPL}}(M, x_i, \hat{y}_i) &= \varphi_{\text{PPL}}(M, \text{Prompt}(M(x_{i+1})), \hat{y}_i) \quad \text{if } i < K \\ &= \varphi_{\text{PPL}}(M, \text{Prompt}(M(x_1)), \hat{y}_i) \quad \text{if } i = K\end{aligned}$$

In this way, if  $\hat{y}_i$  is fluent but diverges from  $M$ 's reasoning style, the perplexity will be higher. This makes self-aligned perplexity a more reliable measure of style mismatch compared to plain token-level perplexity.

**Selection Criterion.** For each strategy  $S_k$ , we obtain  $\{\hat{y}_i^k\}$  from the small subset  $\mathcal{D}_s$  and average:

$$\pi_{\text{ICPPL}}(S_k) = \frac{1}{K} \sum_{i=1}^K \varphi_{\text{ICPPL}}(M, x_i, \hat{y}_i^k).$$

We then select:

$$S_\ell = \arg \min_k \pi_{\text{ICPPL}}(S_k).$$

## A.2 Can we get performance gain if we simply put all of the response variants together?

Selecting the optimal data generation strategy remains essential, even when resources or funding are unlimited. As shown in Table 5, simply combining six types of synthetic data (Total  $n_{\text{train}} = 6000$ ) does not guarantee a performance gain over selecting the best synthetic training data. For example, after training the Llama3 model on API-Bank using all six types of synthetic data, the evaluation accuracy is only 49%, much lower than when selecting the Claude Answer Directly data (54.7%). Indeed, according to Table 5, if we combine the mixture of the top three data generation strategies (Mixture of good  $n_{\text{train}} = 3000$ ), the performance is almost always better than if we simply combine all of the data together (Total  $n_{\text{train}} = 6000$ ). This underscores the importance of selecting data generation strategies, even if we can afford large-scale synthetic data generation and training.

## A.3 Spearman's Rank Correlation Coefficient

Spearman's rank correlation coefficient (Spearman's  $\rho$ ) is a non-parametric measure of rank correlation. Unlike Pearson's correlation, which assesses the strength of a linear relationship between two continuous variables, Spearman's  $\rho$  focuses on the monotonic ordering of items. This makes it robust to outliers and suitable for evaluating ranking tasks where exact values matter less than the relative order in which items appear.

Method	Model	DROP	Hellaswag	API-Bank
Best $n_{\text{train}} = 1000$	Mistral7B	0.743	0.675	0.559
Avg $n_{\text{train}} = 1000$		0.726	0.646	0.446
Total $n_{\text{train}} = 6000$		0.740	0.738	0.555
Mixture of good $n_{\text{train}} = 3000$		0.770	0.731	0.555
Mixture of good $n_{\text{train}} = 1000$		0.744	0.686	0.535
Average of all $n_{\text{train}} = 1000$		0.711	0.686	0.433
Best $n_{\text{train}} = 1000$	Llama3	0.805	0.718	0.547
Avg $n_{\text{train}} = 1000$		0.778	0.711	0.392
Total $n_{\text{train}} = 6000$		0.810	0.738	0.490
Mixture of good $n_{\text{train}} = 3000$		0.812	0.745	0.527
Mixture of good $n_{\text{train}} = 1000$		0.804	0.728	0.490
Average of all $n_{\text{train}} = 1000$		0.771	0.705	0.457
Best $n_{\text{train}} = 1000$	Qwen2.5	0.814	0.739	0.461
Avg $n_{\text{train}} = 1000$		0.804	0.719	0.413
Total $n_{\text{train}} = 6000$		0.798	0.748	0.584
Mixture of good $n_{\text{train}} = 3000$		0.824	0.738	0.584
Mixture of good $n_{\text{train}} = 1000$		0.818	0.742	0.490
Average of all $n_{\text{train}} = 1000$		0.778	0.712	0.412

Table 5: **Best** represents the best data generation strategy for the task with the target model. **Total** combines all strategies, yielding  $n_{\text{train}} = 6000$ . **Mixture of good** ( $n_{\text{train}} = 3000$ ) includes the top three strategies with 1000 samples each, while **Mixture of good** ( $n_{\text{train}} = 1000$ ) has about 333 samples per strategy.

Formally, given two sets of ranks  $R_1$  and  $R_2$  for the same set of  $n$  items, Spearman’s  $\rho$  is defined as:

$$\rho = 1 - \frac{6 \sum_{i=1}^n (R_{1,i} - R_{2,i})^2}{n(n^2 - 1)}$$

Here,  $R_{1,i}$  and  $R_{2,i}$  represent the rank of the  $i$ -th item in each respective ranking. The numerator captures the sum of squared rank differences. If  $\rho$  approaches 1, the two rankings are highly positively correlated; if  $\rho$  nears 0, there is no monotonic relationship; and if  $\rho$  approaches -1, the two rankings are inversely related.

In our experiments, we use the gold-standard orderings provided by the datasets as  $R_1$  and the predicted rankings generated by our model and the train-then-test baseline as  $R_2$ . By comparing these rankings via Spearman’s  $\rho$ , we directly evaluate how faithfully each method captures the underlying ordering of items, providing a valuable complement to other accuracy-based metrics.

#### A.4 The Effectiveness of the Correctness Filter for Initial Predictions from the Target LLM

Before computing the semantic similarity between the initial prediction of the target LLM and the response from the teacher model, we apply a correctness filter(made by Qwen2.5. For more details, you can read the Appendix A.7) to remove incorrect predictions from the target LLM. In other words, we only compare the semantic similarity between correct initial predictions from the target LLM and responses from the teacher model. For details about how we make the

How effective is the correctness filter?

According to Table 6, the correctness filter helps to improve both accuracy and weighted spearman correlation.

#### A.5 The Impact of Accuracy of the Synthetic Data on Training Outcomes

In our experiment, we aim to ensure the correctness of generated answers by validating them against ground truth answers. Our research seeks to identify the best strategy for generating the optimal version of an answer. In other words, we can adjust data generation strategies to ensure correctness.

In our experiments, we use ground truth answers to guide the generated answers for nearly all datasets, with the only exceptions being mathematical problems. This follows the setting of the paper to maintain consistency with previous work (Ren et al., 2024). This approach might be acceptable



Weighted Method	Model	Accuracy	Weighted Spearman’s $\rho$
Ours with filter	Mistral7B	0.582	0.411
Ours without filter		0.574	0.364
Ours with filter	Llama3	0.650	0.344
Ours without filter		0.651	0.303
Ours with filter	Qwen2.5	0.723	0.494
Ours without filter		0.714	0.432

Table 6: Our Method with correctness filter( $K = 50$ ) vs. Our Method without correctness filter( $K = 50$ ) on tasks with PGR  $> 2\%$

since closed-source APIs tend to generate accurate answers. For GSM8K and Math Algebra, GPT-4o, Claude, and MiniGPT-4o achieve accuracies of 90% or above.

To evaluate the impact of accuracy on training outcomes, we conducted the following experiment. As shown in Table 8, we tested three approaches: training on the full dataset, using only correct predictions, and replacing incorrect predictions with rewritten ground truth. These approaches showed less than a 2% improvement overall. Note that in this experiment, GPT-4 refers to the gpt-4-1106-preview API, rather than the gpt-4o-2024-08-06 API, which was used in all other experiments in the paper. The mathematical capabilities of GPT-4o, GPT-4-Mini, and Claude are similar on Math Algebra tasks. Therefore, we used the gpt-4-1106-preview API, which has a weaker ability to solve Math Algebra problems. The benefit of using it is that it makes more mistakes on GSM8K so that we can better evaluate the influence of accuracy. We used this API once to generate the data and train the model from there.

According to the table, the overall benefit of replacing incorrect examples with rewritten ground truth or removing incorrect examples has minimal impact on the overall training outcomes.

## A.6 Data Selection Rationale for the Benchmark

The datasets included in our benchmark, drawn from the Mistral, Llama, and Qwen benchmarks, were selected according to a specific set of rules designed to ensure relevance and suitability. These rules are as follows:

1. **Sufficient Dataset Size:** We only included datasets where the combined size of the training, validation, and testing sets exceeded 650 samples. This threshold was chosen to ensure sufficient data for robust model evaluation.
2. **Accuracy as Evaluation Metric:** A key requirement was that the dataset could be evaluated using accuracy as the primary metric. This allows for a clear and quantifiable assessment of model performance.
3. **English Question-Answering Format:** All selected datasets are in an English question-and-answer format to maintain consistency and focus on English language reasoning abilities.
4. **Focus on Reasoning Tasks:** The underlying task presented by each dataset must involve reasoning skills. This ensures that the benchmark effectively assesses the models’ ability to reason and infer.

A detailed justification for the inclusion or exclusion of each dataset can be found in Table 15.

## A.7 Correctness Filter

Without supervised fine-tuning (SFT),  $M(x)$  may generate incorrect responses, making cosine similarity calculations between  $M(x)$  and  $\hat{y}$  unreliable. To alleviate this, we introduce a filtering mechanism to filter out the incorrect  $M(x)$ . We notice that for mathematical problems, the correct final answer typically appears as the last number in  $M(x)$ . Therefore, for Math-related tasks, we use regular expressions (regex) to extract the last number from the prediction and compare it directly with the ground truth. For other types of problem, we use the Qwen2.5-Instruct 7b model to extract the predicted label from the model output. We then compare this extracted label with the true gold label; if they match, we consider the prediction correct by default. The code we used to extract labels are detailed in Appendix A.8

## Response Construction Details

**Ground Truth:** This strategy uses the original ground-truth responses from the datasets as target outputs. Since our focus is on selecting effective chain-of-thought (CoT) target responses, we apply this method to datasets that include human-annotated CoT reasoning steps, such as GSM8K, MATH, ECQA, MBPP. When human-annotated CoT is unavailable, we use the gold label as ground truth.

**GPT-4o Answer Directly, Claude Answer Directly, and MiniGPT-4o Answer Directly** generate responses based on questions and the ground truth using GPT-4o, Claude 3.5 and Mini-GPT4, respectively. **Rewrite Ground Truth:** Direct GPT-4o to restyle the ground truth in its own language. This method is only applicable to GSM8K, MATH Algebra, ECQA. The other tasks’s ground truth consists of target labels without any human-annotated chain-of-thought (CoT) reasoning, making rewriting infeasible. **Step-by-Step:** instructs GPT-4o to generate step-by-step responses based on questions and ground truth. **GPT-4o Examples:** To facilitate problem-solving, we provide GPT-4o with two high-quality, expert-selected in-context examples of its own responses. GPT-4o is then tasked with generating new responses based on these examples. **Human Examples:** To aid GPT-4o in understanding problem-solving for these datasets, we provide two carefully chosen human-written examples as context. GPT-4o then uses these examples to generate new responses. We put more details in Section A.7.1 in Appendix.

## Redundant Prompt

We construct redundant prompts to demonstrate that the perplexity of the redundant target responses is lower than that of GPT-4’s answers. Perplexity primarily reflects how fluent the language is and how well the language style aligns with the model, but it places less emphasis on semantic meaning.

```
f"""We have the question and the groundtruth. Given on the
    groundtruth, please reformat the groundtruth so that it answer
    the question in a step by step redundant manner. Be as
    repetitive and step by step and redundant as possible.
```

```
Question: {question}
Groundtruth: {groundtruth}
```

1. We wish you to reformat a new groundtruth. The new groundtruth are reformated a new groundtruth which solve the problem as steo by step and redundant as possible.
2. You will pretend as you do not know the groundtruth, because we will use your step by step redundant answer as target responses to train our model.
3. (important format) You must generate the groundtruth with the step by step redundant inference process directly. Please not saying anything like 'sure I can help you with' or 'sure, i will not mention the gold label'
4. (important format) You will inference first then put the Final Answer: {gold\_label}

at the end like this

```
INFERENCE HERE
Final Answer: {gold_label}
"""
```

## Declaration of Independence

This is the part of Declaration of Independence that we use in the experiment in Table 4.

```
f"""The Unanimous Declaration of the Thirteen United States of
    America . When, in the course of human events , it becomes
```

necessary for one people to dissolve the political bonds which have connected them with another, and to assume among the powers of the earth, the separate and equal station to which the laws of nature and of nature's God entitle them, a decent respect to the opinions of mankind requires that they should declare the causes which impel them to the separation

We hold these truths to be self-evident, that all men are created equal, that they are endowed by their Creator with certain unalienable rights, that among these are life, liberty and the pursuit of happiness. That to secure these rights, governments are instituted among men, deriving their just powers from the consent of the governed. That whenever any form of government becomes destructive to these ends, it is the right of the people to alter or to abolish it, and to institute new government, laying its foundation on such principles and organizing its powers in such form, as to them shall seem most likely to effect their safety and happiness  
.”””

**Self-Aligned In-Context Prompt for Perplexity Calculation** This prompt shows how we add self-generated initial predictions from other questions as in - context examples for perplexity calculation.

```
in_context_question = \
f"""Question: {original_question}
```

We have an inference example below to show you how to solve the problem. please follow the inference style and solve the problem

```
inference example: {initial_prediction_of_another_question}
```

now, according to the inference example, please solve the problem.

**IMPORTANT FORMAT REQUIREMENT:** When you solve the problem, you need to make the problem solving process and language as similar to the inference example above as possible. If the inference process does not follow at the prediction before, you have to correct your style at anytime when you notice the style is not following the inference example. this is the most important requirement. please follow it.

”””

### A.7.1 Data Generation Strategies

We instruct GPT-4, Claude 3.5, Mini-GPT4 to generate different of target responses using different target reponse generation strategies.

**GPT-4/Claude 3.5/Mini-GPT4 Answer Directly:** This prompt is from (Ren et al., 2024). For tasks involving mathematics and coding, we submit the problems from our training dataset directly to GPT-4 or Claude 3.5 to obtain their solutions. In the case of classification tasks, we provide these models with the input questions alongside the correct labels (excluding any human-generated explanations) and utilize their outputs. These generated answers are then paired with the original questions to form the GPT-4/Claude 3.5 Direct Answer Training Dataset.

To ensure that the models develop their own problem-solving and analytical capabilities, we deliberately exclude any solutions or rationales related to math, coding, or classification tasks. This approach prevents the models from simply mimicking the ground truth processes, which could otherwise result

in some of GPT-4’s predictions lacking its unique reasoning style. Such mimicry would undermine the reliability of our perplexity measurements, which are designed to evaluate how effectively a language model handles outputs from other models.

The prompt below is designed to guide GPT-4/Claude 3.5 in generating responses without relying on the ground truth solutions:

”””We have the {question}

1. We wish you to answer the question .
2. You must answer the question (with inference process) directly without say anything else . Please not saying anything 'like sure I can help you with' or 'sure , i will not mention the gold label '
3. You will inference first then put the Final Answer (NUMBER\_HERE ) at the end of the prediction like this

INFERENCE HERE

Final Answer: NUMBER\_HERE”””

**Rewrite Ground Truth:** This prompt is from (Ren et al., 2024). In this approach, we provide GPT-4 and Claude 3.5 with the ground truth data, which includes human-annotated rationales and detailed problem-solving steps. The goal is to have GPT-4 and Claude 3.5 rephrase the ground truth content using their own linguistic styles.

The subsequent prompt guides GPT-4 and Claude 3.5 to generate the GPT-4/Claude 3.5 Response (Rewrite GT) output.

”””Given the question: {question}  
and the groundtruth: {groundtruth}

Please states the prediction in your own words. The groundtruth is 100% correct. You should not change the problem solving logic of the groundtruth. just restates it in your own words.

1. You will pretend as you do not know the groundtruth , because we will use your prediction as target labels to train our model.
2. (important format) You must generate the groundtruth directly . Please not saying anything like 'sure I can help you with' or 'sure , i will not mention the gold label '
3. (important format) Please make sure the Final Answer: { gold\_label} is placed at the end of the modified prediction .

**Step-by-step:** This prompt is from (Ren et al., 2024). We instruct GPT-4 and Claude 3.5 to methodically address each problem by breaking it down into sequential steps. For tasks involving mathematics and coding, we present the problems directly from our training dataset to these models to obtain their solutions. In classification tasks, we provide GPT-4 and Claude 3.5 with the correct labels (excluding any human-generated explanations) along with the input questions, and then utilize their detailed, step-by-step responses. These generated answers are subsequently paired with the original questions to form the GPT-4/Claude 3.5 Step-by-Step Response (No GT) Dataset.

To ensure that the models develop their own unique problem-solving and analytical approaches, we intentionally exclude the solutions or rationales for the mathematics, coding, or classification tasks. This prevents the models from simply mimicking the problem-solving and analytical methods found in the ground truth data. Including such processes could result in some of GPT-4’s and Claude 3.5’s outputs not reflecting their inherent reasoning styles, thereby compromising the accuracy of our perplexity measurements. These measurements are designed to assess how effectively a language model can handle outputs generated by other language models.

The following prompt directs GPT-4 and Claude 3.5 to generate the GPT-4/Claude 3.5 Step-by-Step Response (No GT) responses.

"""

We have the question and the groundtruth. Please reformat the groundtruth in step by step manner with details.

Question: {question}

Groundtruth: {groundtruth}

1. We wish you to regenerate a new groundtruth. The new groundtruth solve the problem step by step. If you believe the groundtruth is not detail enough, you could add details.
2. You will pretend as you do not know the groundtruth, because we will use your prediction as target labels to train our model.
3. (important format) You must generate the groundtruth with the step by step inference process directly. Please not saying anything like 'sure I can help you with' or 'sure, i will not mention the gold label'
4. (important format) You will inference first then put the Final Answer: {gold\_label}

at the end like this

INFERENCE HERE

Final Answer: {gold\_label}

"""

**GPT-4o with GPT-4o Examples:** We developed this prompt specifically for the API-Bank and Plan-Bench datasets. This prompt utilizes GPT-4's own accurate generations as examples to help GPT-4 not only better understand the task but also demonstrate how to solve the problems effectively. The prompt below is an example that we used to generate target responses for the API-Bank dataset.

"""

We have the {question} and the groundtruth {gold\_label}

1. We wish you to answer the question. We will use your answer to train our model, thus you will answer and pretend as not knowing the gold\_label.
2. You must answer the question (with inference process) directly without say anything else. Please not saying anything 'like sure I can help you with' or 'sure, i will not mention the gold label'
3. You will inference first then put the Final Answer ({gold\_label}) at the end of the prediction like this

INFERENCE HERE

Final Answer: {gold\_label}

Example 1:

Question : {q1}

groundtruth: API-Request: [ToolSearcher(keywords='healthcare provider appointment availability checker')]

Inference: The user is requesting to find a healthcare provider (specifically a cardiologist) in Los Angeles for a check-up appointment. The available API description indicates that the ToolSearcher API can be used to search for relevant tools based on the provided keywords. Therefore, the first step is

to search for a tool that can help find a healthcare provider appointment availability checker.

Final Answer: API-Request: [ToolSearcher(keywords='healthcare provider appointment availability checker')]

Example 2:

question: {q2}

groundtruth: API-Request: [HealthcareProviderAppointmentChecker(specialty='cardiologist', location='Los Angeles')]

Inference: The first API request was successfully made to find a tool for checking healthcare provider appointment availability. The HealthcareProviderAppointmentChecker API was identified, which requires specialty and location as input parameters to search for available appointment slots. Based on the user's request to find a cardiologist in Los Angeles for a check-up appointment, the next API call should use this information.

Final Answer: API-Request: [HealthcareProviderAppointmentChecker(specialty='cardiologist', location='Los Angeles')]

Example 3:

question: {q3}

groundtruth: API-Request: [ToolSearcher(keywords='healthcare provider appointment scheduler')]

Inference: The user initially searched for an availability checker and found available appointment slots for a cardiologist in Los Angeles. Now, the user needs to schedule an appointment, so the next step is to find a tool for scheduling healthcare provider appointments using the ToolSearcher API with relevant keywords.

Final Answer: API-Request: [ToolSearcher(keywords='healthcare provider appointment scheduler')]

We have the {question} and the groundtruth {gold\_label}

1. We wish you to answer the question. We will use your answer to train our model, thus you will answer and pretend as not knowing the gold\_label.
2. You must answer the question (with inference process) directly without say anything else. Please not saying anything 'like sure I can help you with' or 'sure, i will not mention the gold label'
3. You will inference first then put the Final Answer ({gold\_label}) at the end of the prediction like this

INFERENCE HERE

Final Answer: {gold\_label}



”””

**GPT-4 with Human Written Examples:** We developed this prompt specifically for the API-Bank and Plan-Bench datasets. This prompt utilizes human written examples to help GPT-4 not only better understand the task but also demonstrate how to solve the problems effectively. The prompt below is an example that we used to generate target responses for the API-Bank dataset.

”””

We have the {question} and the groundtruth {gold\_label}

1. We wish you to answer the question. We will use your answer to train our model, thus you will answer and pretend as not knowing the gold\_label.
2. You must answer the question (with inference process) directly without say anything else. Please not saying anything 'like sure I can help you with' or 'sure, i will not mention the gold label'
3. You will inference first then put the Final Answer ({gold\_label}) at the end of the prediction like this

INFERENCE HERE

Final Answer: {gold\_label}

Example 1:

Question : {q1}

groundtruth: API-Request: [ToolSearcher(keywords='healthcare provider appointment availability checker')]

Inference: The user is requesting to find a healthcare provider (specifically a cardiologist) in Los Angeles for a check-up appointment. The first step should be to search for a tool that can help find a healthcare provider appointment availability checker. To accomplish this, we choose the ToolSearcher API from the available APIs. The ToolSearcher API is used to search for relevant tools based on the provided keywords according to the description. We need to fill out the keywords according to the description. The keywords could be 'healthcare provider appointment availability checker.' Therefore, the next step (which is also the first step) is:

Final Answer: API-Request: [ToolSearcher(keywords='healthcare provider appointment availability checker')]

Example 2:

question: {q2}

groundtruth: API-Request: [HealthcareProviderAppointmentChecker(specialty='cardiologist', location='Los Angeles')]

Inference: According to the API call history, the user has called the ToolSearcher API and found the HealthcareProviderAppointmentChecker API. The next step is to fill out the input parameters for HealthcareProviderAppointmentChecker and use it to find

healthcare provider appointment availability. The input parameters are specialty and location. The user wants to find a cardiologist in Los Angeles for a check-up appointment. Therefore, the next API request should be:

Final Answer: API-Request: [HealthcareProviderAppointmentChecker(specialty='cardiologist', location='Los Angeles')]

Example 3:

question: {q3}

groundtruth: API-Request: [ToolSearcher(keywords='healthcare provider appointment scheduler')]

Inference: The user previously called the HealthcareProviderAppointmentChecker API and found three appointment times, which are '2034-04-18 14:30:00', '2034-04-19 11:00:00', and '2034-04-20 09:45:00'. The next step is to find the scheduler for the appointment. Since there is no available tool, the user needs to search for a tool that can schedule healthcare provider appointments. The ToolSearcher API can be used to search for relevant tools based on the keywords according to the description. The keywords should be 'healthcare provider appointment scheduler'. Therefore, the answer is:

Final Answer: API-Request: [ToolSearcher(keywords='healthcare provider appointment scheduler')]

We have a question and a groundtruth

question: {question}

groundtruth: {gold\_label}

1. We wish you to answer the question. We will use your answer to train our model, thus you will answer and pretend as not knowing the gold\_label.
2. You must answer the question (with inference process) directly without say anything else. Please not saying anything 'like sure I can help you with' or 'sure, i will not mention the gold label'
3. You will inference first then put the Final Answer ({gold\_label}) at the end of the prediction like this

INFERENCE HERE

Final Answer: {gold\_label}

""""

## A.8 Prompt Used to Extract Labels from Predictions

The code below shows how we use Qwen-2.5-Instruct to extract the predicted labels from the predictions.

```
if 'arc_challenge' in task_name or 'mmlu' in task_name or 'agieval'
    in task_name:
    gold_label_type = 'A/B/C/D'
elif 'piqa' in task_name or 'winogrande' in task_name:
    gold_label_type = '1/2'
elif 'squad' in task_name:
    gold_label_type = 'text_span'
elif 'gsm8k' in task_name or 'math' in task_name:
    gold_label_type = 'number'
elif 'ecqa' in task_name:
    gold_label_type = '1/2/3/4/5'
elif 'esnli' in task_name:
    gold_label_type = 'Entailment/Neutral/Contradiction'
elif 'boolq' in task_name:
    gold_label_type = 'True/False'
elif 'mmlu_pro' in task_name:
    gold_label_type = 'A/B/C/D/E/F/G/H/I/J'
elif 'hellaswag' in task_name:
    gold_label_type = '1/2/3/4'
elif 'drop' in task_name:
    gold_label_type = 'number_or_text_span'
elif 'api_bank' in task_name:
    gold_label_type = 'API-request'
elif 'plan_bench' in task_name:
    gold_label_type = '[PLAN]SOME_PLAN_HERE[PLAN END]'
else:
    a = 1

for i in range(len(question_list)):
    question = \
f"""Given the prediction, what is the final answer by the
prediction?
```

The prediction is "{predict\_list[i]}"

Directly output {gold\_label\_type} without saying anything else.

## A.9 AI writing assistant

We use GPT-4o for writing assistant.

Method	Model Type	training task	GSM8K	Math Algebra	ECQA	SQUAD	DROP	WINOGRANDE
Gold Label	Mistral	ECQA	0.383	0.181	0.722	0.251	0.084	0.562
GPT-4o Answer Directly			0.484	0.218	0.707	0.175	0.016	0.638
Gold Label	Mistral	SQUAD	0.082	0.0931	0.633	0.74	0.208	0.566
GPT-4o Answer Directly			0.512	0.234	0.594	0.748	0.268	0.628
Gold Label	Mistral	DROP	0.076	0.097	0.621	0.561	0.628	0.578
GPT-4o Answer Directly			0.542	0.241	0.602	0.546	0.736	0.638
Gold Label	Mistral	WINOGRANDE	0.381	0.172	0.625	0.166	0.042	0.742
GPT-4o Answer Directly			0.477	0.219	0.569	0.106	0.016	0.713
Gold Label	LLAMA3	ECQA	0.798	0.416	0.734	0.193	0.1	0.637
GPT-4o Answer Directly			0.778	0.469	0.723	0.389	0.284	0.638
Gold Label	LLAMA3	SQUAD	0.584	0.366	0.712	0.758	0.49	0.639
GPT-4o Answer Directly			0.791	0.457	0.726	0.759	0.368	0.651
Gold Label	LLAMA3	DROP	0.144	0.169	0.674	0.574	0.738	0.582
GPT-4o Answer Directly			0.776	0.507	0.703	0.555	0.786	0.626
Gold Label	LLAMA3	WINOGRANDE	0.776	0.445	0.717	0.226	0.162	0.766
GPT-4o Answer Directly			0.775	0.485	0.721	0.305	0.238	0.695
Gold Label	Qwen	ECQA	0.914	0.903	0.814	0.662	0.008	0.675
GPT-4o Answer Directly			0.903	0.888	0.793	0.668	0.016	0.716
Gold Label	Qwen	SQUAD	0.899	0.892	0.784	0.768	0.056	0.693
GPT-4o Answer Directly			0.896	0.911	0.789	0.756	0.074	0.712
Gold Label	Qwen	DROP	0.788	0.904	0.799	0.701	0.664	0.711
GPT-4o Answer Directly			0.911	0.903	0.792	0.741	0.806	0.701
Gold Label	Qwen	WINOGRANDE	0.893	0.904	0.78	0.651	0.004	0.725
GPT-4o Answer Directly			0.902	0.896	0.798	0.68	0.022	0.721

Table 7: The training data size is 1000. This table compares the in-domain and cross-domain performance when training on gold-label vs. GPT-4 generated synthetic data. As can be seen from the table, the in-domain performance of the model is typically higher when training with gold-label data. However, the cross-domain performance when training on GPT-4 generated data is significantly higher than when training with only gold-label data. The grey area represents the in-domain performance.

Dataset	Method	Accuracy and N train	Mistral	Llama3-8B-Chat
<b>MATH Algebra</b>	GPT4 preview	82.5%, 1000	0.301	0.504
	GPT4 only correct	100%, 825	0.293	0.501
	GPT4 only correct + rewritten ground truth	100%, 1000	0.293	0.500
<b>MATH Algebra</b>	Claude	90.1%, 1000	0.265	0.508
	Claude only correct	100%, 901	0.277	0.487
	Claude only correct + rewritten ground truth	100%, 1000	0.286	0.492
<b>MATH Algebra</b>	Mini GPT4	91.6% , 1000	0.313	0.523
	Mini GPT4 only correct	100%, 916	0.311	0.523
	Mini GPT4 only correct + rewritten ground truth	100%, 1000	0.326	0.539
<b>GSM8K</b>	GPT4 preview	92.1%, 1000	0.597	0.799
	GPT4 only correct	100%, 921	0.587	0.791
	GPT4 only correct + rewritten ground truth	100%, 1000	0.588	0.808
<b>GSM8K</b>	Claude	95.6%, 1000	0.578	0.796
	Claude only correct	100%, 956	0.580	0.797
	Claude only correct + rewritten ground truth	100%, 1000	0.588	0.798
<b>GSM8K</b>	Mini GPT4	89.8% , 1000	0.623	0.795
	Mini GPT4 only correct	100%, 898	0.606	0.793
	Mini GPT4 only correct + rewritten ground truth	100%, 1000	0.607	0.790

Table 8: The table shows that the accuracy of the generated data has a marginal effect on the training outcome. In this table, we use the API with different math abilities. The rank of their math problem-solving abilities is: Claude > MiniGPT-4 > GPT-4 preview. GPT-4 preview represents the data generated using the GPT-4 preview model, rather than the GPT-4o model.

Data Generation Strategy		Model Type	gsm8k	math algebra	math geometry	ecqa	boolq	wino grande	piqa	agieval	squad	arc challenge	drop	mbpp	apt bank	hellaswag	mini pro low	mini moral scenarios	
gold label	mistral	groundtruth	0.442	0.194	0.125	0.684	0.717	0.997	0.736	0.854	0.44	0.741	0.747	0.645	0.325	0.452	0.772	0.263	0.679
gpt4		0.582	0.324	0.146	0.703	0.87	0.717	0.864	0.41	0.732	0.631	0.723	0.362	0.515	0.659	0.238	0.691		
claude		0.62	0.278	0.136	0.735	0.885	0.724	0.848	0.445	0.736	0.753	0.729	0.379	0.579	0.553	0.248	0.751		
mini gpt4		0.619	0.306	0.151	0.708	0.882	0.695	0.868	0.427	0.732	0.772	0.735	0.348	0.43	0.663	0.205	0.659		
step by step		0.626	0.314	0.137	0.706	0.874	0.693	0.862	0.445	0.749	0.71	0.696	0.333	0.377	0.644	0.249	0.714		
openai human written examples		0.621	0.303	0.163	0.708	0.891	0.721	0.859	0.413	0.76	0.692	0.741	0.345	0.411	0.674	0.233	0.71		
gpt4 style in context examples		0.61	0.254	0.158	0.726	0.884	0.727	0.868	0.44	0.761	0.697	0.735	0.378	0.416	0.672	0.225	0.728		
rewrite groundtruth in own words		0.502	0.238	0.127	0.703								0.306						
gold label		llama 3 instruct	groundtruth	0.737	0.979	0.761	0.852	0.432	0.756	0.766	0.742	0.445	0.507	0.772	0.332	0.507	0.772	0.332	0.639
gpt4	0.678		0.404	0.239	0.701	0.87	0.697	0.866	0.448	0.759	0.806	0.793	0.482	0.477	0.712	0.247	0.659		
claude	0.816		0.559	0.301	0.74	0.87	0.697	0.866	0.448	0.759	0.806	0.793	0.482	0.477	0.712	0.247	0.659		
mini gpt4	0.803		0.5	0.254	0.756	0.865	0.72	0.86	0.445	0.765	0.801	0.757	0.471	0.547	0.709	0.259	0.737		
step by step	0.805		0.551	0.28	0.721	0.864	0.677	0.868	0.437	0.747	0.816	0.783	0.491	0.384	0.719	0.225	0.645		
openai human written examples	0.797		0.562	0.26	0.731	0.869	0.72	0.853	0.433	0.779	0.792	0.78	0.455	0.227	0.71	0.242	0.684		
gpt4 style in context examples	0.81		0.547	0.283	0.735	0.893	0.717	0.867	0.44	0.766	0.804	0.807	0.477	0.347	0.706	0.229	0.667		
rewrite groundtruth in own words	0.796		0.494	0.285	0.736	0.885	0.719	0.87	0.447	0.752	0.811	0.794	0.47	0.368	0.721	0.259	0.681		
gold label	qwen		groundtruth	0.742	0.444	0.241	0.727							0.437					
gpt4		0.816	0.892	0.732	0.867	0.48	0.77	0.855	0.777	0.663	0.507	0.772	0.332	0.507	0.772	0.332	0.639		
groundtruth		0.899	0.894	0.667	0.793	0.897	0.916	0.679	0.794	0.858	0.709	0.878	0.552	0.76	0.886	0.798	0.591	0.436	
claude		0.897	0.916	0.679	0.794	0.858	0.709	0.878	0.552	0.76	0.886	0.798	0.591	0.436	0.722	0.3	0.605		
mini gpt4		0.895	0.904	0.648	0.788	0.862	0.72	0.88	0.553	0.766	0.874	0.793	0.607	0.462	0.72	0.309	0.66		
step by step		0.904	0.904	0.654	0.787	0.87	0.712	0.882	0.555	0.763	0.891	0.821	0.642	0.379	0.701	0.308	0.664		
openai human written examples		0.899	0.907	0.642	0.792	0.859	0.716	0.88	0.548	0.767	0.881	0.806	0.623	0.417	0.713	0.287	0.662		
gpt4 style in context examples		0.905	0.909	0.647	0.787	0.871	0.697	0.883	0.547	0.794	0.883	0.82	0.628	0.458	0.724	0.283	0.668		
rewrite groundtruth in own words		0.899	0.903	0.657	0.803	0.88	0.731	0.878	0.57	0.785	0.868	0.809	0.631	0.399	0.742	0.3	0.642		

Table 9: average of seed 0,1,2 train datasize 1000 lr 2e-05 epoch num 20

Data Generation Strategy	Model Type	gsm8k	math algebra	math geometry	ecqa	boolq	wino	piqa	agieval	squad	arc challenge	drop	mbpp	api bank	hellaswag	nmli pro law	nmli moral scenarios
gold label	mistral	0.440	0.201	0.110	0.722	0.996	0.742	0.852	0.440	0.748	0.759	0.628	0.370	0.465	0.771	0.252	0.650
groundtruth		0.625	0.319	0.177	0.700	0.867	0.713	0.869	0.400	0.732	0.611	0.746	0.347	0.510	0.654	0.229	0.713
gp4		0.583	0.279	0.160	0.720	0.886	0.709	0.849	0.425	0.728	0.732	0.726	0.403	0.584	0.549	0.219	0.760
claude		0.627	0.291	0.148	0.710	0.873	0.688	0.877	0.420	0.740	0.775	0.726	0.363	0.643	0.663	0.183	0.643
step by step		0.639	0.323	0.127	0.705	0.885	0.687	0.861	0.445	0.752	0.708	0.676	0.340	0.478	0.639	0.196	0.723
openai human written examples		0.604	0.306	0.160	0.709	0.897	0.718	0.869	0.420	0.756	0.685	0.742	0.350	0.400	0.664	0.196	0.717
gp4 style in context examples		0.619	0.231	0.169	0.725	0.887	0.732	0.879	0.430	0.764	0.678	0.732	0.373	0.433	0.687	0.223	0.710
rewrite groundtruth in own words		0.511	0.231	0.127	0.709							0.323					
gold label	llama 3 instruct	0.681	0.396	0.215	0.734	0.978	0.766	0.855	0.435	0.761	0.764	0.738	0.502	0.777	0.312	0.630	
groundtruth		0.814	0.562	0.278	0.725	0.880	0.695	0.865	0.435	0.752	0.801	0.796	0.480	0.494	0.722	0.276	0.677
gp4		0.816	0.493	0.253	0.748	0.879	0.728	0.864	0.455	0.763	0.808	0.746	0.500	0.547	0.710	0.286	0.757
claude		0.795	0.557	0.278	0.725	0.867	0.702	0.863	0.450	0.739	0.826	0.730	0.500	0.384	0.703	0.223	0.670
mini gp4		0.798	0.564	0.308	0.728	0.874	0.718	0.866	0.460	0.783	0.792	0.780	0.450	0.216	0.715	0.229	0.657
step by step		0.811	0.547	0.266	0.736	0.891	0.719	0.864	0.450	0.770	0.809	0.808	0.457	0.355	0.699	0.269	0.640
openai human written examples		0.792	0.515	0.274	0.742	0.875	0.717	0.854	0.460	0.755	0.809	0.798	0.483	0.273	0.718	0.219	0.683
gp4 style in context examples																	
rewrite groundtruth in own words		0.729	0.443	0.241	0.715							0.417		0.518	0.747	0.296	0.590
gold label	qwen	0.906	0.898	0.675	0.814	0.880	0.725	0.868	0.500	0.769	0.856	0.652	0.610				
groundtruth		0.889	0.916	0.658	0.793	0.865	0.721	0.879	0.545	0.762	0.890	0.794	0.607	0.433	0.706	0.276	0.633
gp4		0.884	0.906	0.662	0.796	0.873	0.716	0.885	0.550	0.767	0.867	0.798	0.600	0.457	0.717	0.322	0.667
mini gp4		0.905	0.904	0.654	0.782	0.865	0.704	0.881	0.535	0.760	0.891	0.818	0.633	0.396	0.704	0.299	0.657
step by step		0.899	0.908	0.624	0.795	0.846	0.703	0.874	0.545	0.752	0.882	0.766	0.630	0.412	0.717	0.276	0.653
openai human written examples		0.907	0.910	0.658	0.790	0.876	0.699	0.870	0.540	0.808	0.881	0.816	0.617	0.445	0.731	0.286	0.683
gp4 style in context examples		0.896	0.902	0.654	0.790	0.883	0.734	0.871	0.540	0.782	0.863	0.800	0.607	0.339	0.742	0.302	0.653
rewrite groundtruth in own words		0.911	0.899	0.654	0.791							0.587					

Table 10: seed 0 train dataseize 1000 lr 2e-05 epoch num 20

Data Generation Strategy	Model Type	gsm8k	math algebra	math geometry	ecqa	boolq	wino	piqa	agieval	squad	arc challenge	drop	mbpp	api bank	hellaswag	nmli pro law	nmli moral scenarios
gold label	mistral	0.443	0.191	0.131	0.690	0.714	0.997	0.733	0.855	0.738	0.741	0.654	0.445	0.693			
groundtruth		0.617	0.327	0.148	0.704	0.872	0.719	0.861	0.415	0.732	0.641	0.712	0.370	0.518	0.662	0.243	0.680
gp4		0.581	0.277	0.143	0.745	0.885	0.731	0.847	0.455	0.740	0.664	0.730	0.367	0.576	0.555	0.262	0.747
claude		0.615	0.314	0.148	0.707	0.886	0.698	0.863	0.430	0.728	0.771	0.740	0.340	0.429	0.663	0.216	0.667
mini gp4		0.619	0.309	0.131	0.707	0.868	0.696	0.862	0.445	0.748	0.711	0.706	0.330	0.327	0.646	0.276	0.710
step by step		0.630	0.302	0.165	0.703	0.888	0.664	0.854	0.410	0.762	0.695	0.740	0.343	0.416	0.679	0.252	0.707
openai human written examples		0.605	0.265	0.152	0.726	0.882	0.724	0.862	0.445	0.760	0.706	0.736	0.380	0.408	0.665	0.226	0.737
gp4 style in context examples		0.497	0.241	0.139	0.700							0.297					
rewrite groundtruth in own words						0.979	0.759	0.850	0.430	0.754	0.767	0.744	0.443	0.510	0.769	0.342	0.643
gold label	llama 3 instruct	0.677	0.408	0.241	0.706	0.738											
groundtruth		0.817	0.557	0.312	0.748	0.865	0.698	0.866	0.455	0.762	0.808	0.792	0.483	0.469	0.707	0.233	0.650
gp4		0.796	0.504	0.253	0.760	0.858	0.716	0.858	0.440	0.766	0.797	0.762	0.457	0.547	0.709	0.246	0.727
claude		0.810	0.548	0.274	0.719	0.863	0.664	0.871	0.430	0.751	0.811	0.810	0.487	0.384	0.727	0.226	0.633
mini gp4		0.796	0.561	0.266	0.733	0.867	0.721	0.846	0.420	0.777	0.792	0.780	0.457	0.233	0.708	0.249	0.697
step by step		0.809	0.547	0.291	0.735	0.894	0.716	0.868	0.435	0.764	0.801	0.806	0.487	0.343	0.709	0.209	0.680
openai human written examples		0.798	0.484	0.291	0.733	0.890	0.720	0.878	0.440	0.751	0.812	0.792	0.463	0.416	0.723	0.279	0.680
gp4 style in context examples												0.447					
rewrite groundtruth in own words		0.749	0.445	0.253	0.733												
gold label	qwen	0.896	0.892	0.658	0.798	0.817	0.898	0.735	0.869	0.470	0.771	0.854	0.668	0.514	0.737	0.306	0.613
groundtruth		0.901	0.904	0.692	0.794	0.855	0.703	0.878	0.555	0.759	0.880	0.800	0.583	0.437	0.730	0.312	0.667
gp4		0.901	0.903	0.654	0.784	0.857	0.722	0.878	0.555	0.765	0.877	0.790	0.610	0.465	0.721	0.302	0.657
mini gp4		0.903	0.904	0.662	0.789	0.872	0.716	0.882	0.565	0.765	0.891	0.822	0.647	0.371	0.700	0.312	0.667
step by step		0.899	0.907	0.646	0.790	0.866	0.723	0.883	0.550	0.775	0.881	0.826	0.620	0.420	0.711	0.292	0.667
openai human written examples		0.904	0.908	0.641	0.786	0.868	0.696	0.883	0.550	0.787	0.884	0.822	0.633	0.465	0.720	0.282	0.620
gp4 style in context examples		0.900	0.903	0.658	0.805	0.878	0.730	0.882	0.585	0.787	0.870	0.814	0.643	0.294	0.742	0.299	0.637
rewrite groundtruth in own words		0.897	0.907	0.692	0.785							0.590					

Table 11: seed 1 train datasize 1000 lr 2e-05 epoch num 20

Data Generation Strategy	Model Type	gsm8k	math algebra	math geometry	ecqa	boolq	wino	piqa	agieval	squad	arc challenge	drop	mbpp	api bank	hellaswag	nmli pro law	nmli moral scenarios
gold label	mistral	0.441	0.211	0.101	0.681	0.996	0.743	0.838	0.450	0.741	0.734	0.656	0.350	0.449	0.776	0.269	0.663
groundtruth		0.617	0.315	0.169	0.708	0.868	0.700	0.870	0.415	0.739	0.661	0.720	0.343	0.482	0.641	0.276	0.703
gp4		0.612	0.277	0.148	0.742	0.883	0.716	0.856	0.410	0.744	0.743	0.726	0.367	0.445	0.570	0.246	0.713
claude		0.622	0.320	0.177	0.703	0.865	0.688	0.855	0.435	0.740	0.768	0.708	0.353	0.429	0.670	0.219	0.697
mini gp4		0.622	0.322	0.139	0.709	0.866	0.697	0.843	0.430	0.763	0.700	0.714	0.360	0.298	0.661	0.219	0.720
step by step		0.614	0.323	0.156	0.701	0.900	0.718	0.855	0.405	0.754	0.663	0.748	0.363	0.408	0.679	0.246	0.720
openai human written examples		0.606	0.251	0.165	0.712	0.884	0.724	0.860	0.420	0.771	0.711	0.748	0.373	0.449	0.673	0.266	0.737
gp4 style in context examples		0.506	0.222	0.135	0.703							0.327					
rewrite groundtruth in own words						0.986	0.760	0.865	0.445	0.757	0.762	0.740	0.413	0.579	0.784	0.329	0.663
gold label	llama 3 instruct	0.696	0.415	0.228	0.690							0.413					
groundtruth		0.806	0.553	0.278	0.733	0.864	0.697	0.865	0.450	0.742	0.824	0.748	0.487	0.445	0.725	0.233	0.683
gp4		0.789	0.489	0.257	0.734	0.866	0.685	0.846	0.450	0.759	0.800	0.770	0.507	0.547	0.716	0.243	0.743
claude		0.795	0.536	0.287	0.733	0.866	0.690	0.869	0.450	0.754	0.796	0.686	0.467	0.367	0.709	0.246	0.640
mini gp4		0.800	0.551	0.245	0.719	0.884	0.707	0.865	0.460	0.767	0.782	0.792	0.367	0.245	0.697	0.269	0.653
step by step		0.796	0.529	0.287	0.736	0.884	0.714	0.863	0.450	0.757	0.808	0.800	0.460	0.367	0.689	0.223	0.680
openai human written examples		0.800	0.500	0.283	0.729	0.876	0.709	0.856	0.440	0.767	0.809	0.816	0.480	0.433	0.708	0.252	0.683
gp4 style in context examples		0.754	0.431	0.291	0.715							0.457					
rewrite groundtruth in own words						0.818	0.887	0.724	0.867	0.495	0.774	0.861	0.652	0.623	0.539	0.740	0.302
gold label	qwen	0.901	0.910	0.675	0.758							0.623					
groundtruth		0.897	0.892	0.654	0.791	0.858	0.710	0.883	0.540	0.777	0.882	0.798	0.597	0.461	0.733	0.306	0.607
gp4		0.881	0.916	0.641	0.785	0.859	0.735	0.877	0.540	0.762	0.872	0.798	0.597	0.461	0.732	0.292	0.690
claude		0.902	0.904	0.658	0.788	0.875	0.711	0.883	0.555	0.766	0.790	0.798	0.593	0.466	0.736	0.306	0.677
mini gp4		0.886	0.907	0.679	0.770	0.859	0.715	0.869	0.560	0.767	0.867	0.792	0.597	0.464	0.711	0.332	0.670
step by step		0.900	0.887	0.666	0.794	0.881	0.707	0.872	0.540	0.802	0.895	0.804	0.603	0.449	0.724	0.306	0.640
openai human written examples		0.911	0.908	0.672	0.782	0.875	0.728	0.891	0.555	0.790	0.866	0.824	0.577	0.318	0.734	0.316	0.643
gp4 style in context examples		0.905	0.899	0.657	0.799							0.600					
rewrite groundtruth in own words						0.977	0.877	0.877	0.577	0.877	0.877	0.877	0.577	0.877	0.877	0.877	0.577

Data Generation Strategy	Model Type	gsm8k	math algebra	math geometry	ccqa	boolq	winogrande	piqa	agieval	squad	arc challenge	drop	mbpp	api bank	hellaswag	nmmlu pro law	nmmlu moral scenarios
gold label	mistral				0.681	0.870	0.694	0.830	0.420	0.720	0.726	0.620	0.293	0.486	0.737	0.236	0.677
groundtruth		0.409	0.186	0.093	0.638												
gp4		0.586	0.270	0.152	0.672	0.864	0.686	0.821	0.455	0.649	0.736	0.670	0.340	0.404	0.623	0.233	0.687
claude		0.554	0.237	0.122	0.663	0.858	0.701	0.855	0.405	0.690	0.760	0.662	0.360	0.400	0.619	0.243	0.710
mini gp4		0.514	0.266	0.152	0.705	0.850	0.674	0.847	0.425	0.670	0.739	0.666	0.357	0.359	0.651	0.233	0.623
step by step		0.575	0.235	0.131	0.662	0.853	0.667	0.842	0.415	0.691	0.746	0.646	0.327	0.286	0.575	0.233	0.593
openai human written examples		0.536	0.278	0.156	0.674	0.874	0.665	0.850	0.435	0.700	0.764	0.698	0.340	0.302	0.628	0.229	0.677
gp4 style in context examples		0.548	0.222	0.156	0.658	0.879	0.681	0.864	0.430	0.676	0.741	0.650	0.333	0.343	0.628	0.203	0.687
rewrite groundtruth in own words		0.443	0.202	0.101									0.330				
gold label	llama 3 instruct				0.705	0.866	0.675	0.847	0.430	0.727	0.773	0.684		0.494	0.682	0.299	0.633
groundtruth		0.683	0.404	0.211	0.679								0.430				
gp4		0.798	0.529	0.257	0.731	0.864	0.679	0.845	0.440	0.729	0.815	0.734	0.470	0.424	0.711	0.246	0.683
claude		0.805	0.495	0.224	0.712	0.834	0.694	0.857	0.420	0.744	0.789	0.742	0.467		0.677	0.226	0.693
mini gp4		0.807	0.504	0.278	0.719	0.852	0.674	0.858	0.445	0.746	0.795	0.744	0.473	0.335	0.676	0.266	0.630
step by step		0.779	0.528	0.198	0.690	0.874	0.683	0.863	0.435	0.736	0.797	0.708	0.457	0.253	0.688	0.233	0.620
openai human written examples		0.772	0.483	0.249	0.712	0.873	0.678	0.853	0.405	0.726	0.789	0.772	0.473	0.302	0.674	0.262	0.640
gp4 style in context examples		0.794	0.488	0.283	0.712	0.861	0.690	0.859	0.440	0.729	0.770	0.754	0.473	0.380	0.702	0.259	0.693
rewrite groundtruth in own words		0.693	0.415	0.232									0.430				
gold label	qwen				0.820	0.883	0.704	0.858	0.480	0.747	0.849	0.642		0.457	0.725	0.339	0.563
groundtruth		0.867	0.896	0.637	0.823							0.523					
gp4		0.897	0.890	0.620	0.787	0.859	0.709	0.881	0.545	0.743	0.882	0.808	0.617	0.388	0.687	0.362	0.690
claude		0.882	0.890	0.616	0.790	0.869	0.738	0.867	0.555	0.766	0.871	0.810	0.603	0.527	0.702	0.316	0.750
mini gp4		0.889	0.912	0.624	0.794	0.867	0.719	0.887	0.530	0.750	0.891	0.772	0.580	0.429	0.707	0.289	0.640
step by step		0.902	0.899	0.586	0.788	0.868	0.731	0.878	0.545	0.737	0.881	0.788	0.630	0.339	0.715	0.309	0.677
openai human written examples		0.802	0.899	0.616	0.783	0.874	0.727	0.883	0.565	0.776	0.875	0.824	0.590	0.392	0.694	0.233	0.643
gp4 style in context examples		0.896	0.899	0.637	0.782	0.864	0.720	0.881	0.550	0.764	0.868	0.832	0.620	0.335	0.752	0.302	0.677
rewrite groundtruth in own words		0.899	0.892	0.646								0.583					

Table 14: seed 0 train datasize 100 lr 0.0002 epoch num 40

Benchmark Name	Data Name	Chosen/Not Chosen	Why not chosen
Mistral 7B	Winogrande	✓	
	PIQA	✓	
	GSM8K	✓	
	MATH	✓	
	MBPP	✓	
	MMLU	✓	
	AGIEVAL	✓	
	ARC Challenge	✓	
	BoolQ	✓	
	Hellaswag	✓	
	CommonsenseQA	✓	
	BBH	×	not a reasoning task
	SIQA	×	In github, it says this dataset can never used in training.
	OpenbookQA	×	not a reasoning task
	ARC Easy	×	We already choose ARC Challenge
	NaturalQuestions	×	It evaluates world knowledge instead of reasoning ability
	TriviaQA	×	It evaluates world knowledge instead of reasoning ability
	QuAC	×	this is a multiturn, multi context qa dataset. evaluation is too hard
Llama 3	MMLU	✓	
	MMLU_Pro	✓	
	GSM8K	✓	
	MATH	✓	
	AGIEVAL	✓	
	ARC CHALLENGE	✓	
	DROP	✓	
	API-BANK	✓	
	IFEval	×	less than 650 data
	HumanEval+	×	less than 650 data
	BFCL	×	(subcategory) less than 650 data
	Nexus	×	Unable to find the dataset
	GPQA	×	less than 650 data
	HumanEval	×	less than 650 data
	ZeroSCROLLS/QuALITY	×	This dataset evaluating model's long context QA ability. The input is too long thus is hard to train.
	InfiniteBench/En.MC	×	This dataset evaluating model's long context QA ability. The input is too long thus is hard to train.
	NH/Multi-needle	×	Long context QA task. The input is too long thus is hard to train. Llama already achieves 98.8% accuracy with zero-shot setting.
Qwen2.5	MMLU	✓	
	MMLU Pro	✓	
	MBPP	✓	
	ARC CHALLENGE	✓	
	GSM8K	✓	
	MATH	✓	
	Winogrande	✓	
	Hellaswag	✓	
	MMLU stem	×	(subcategory) less than 650 data
	TruthfulQA	×	not reasoning task
	GPQA	×	less than 650 data
	TheoremQA	×	the data set is toooooo challenging for GPT-4o. it does not have the ability to be a teacher for this task.
	HumanEval	×	less than 650 data
	HumanEval+	×	less than 650 data
	MMLU redux	×	(subcategory) less than 650 data
	BBH	×	In github, it says this dataset can never used in training.
	MBPP+	×	less than 650 data
	MultiPL-E	×	(subcategory) less than 650 data

Table 15: This table explains which data from the Mistral, LLaMA3, and Qwen benchmarks were chosen and why some data were not selected. Multi-lingual dataset is not listed in this Table since our experiment only covers English-only datasets. API-BANK is in Table 16 from Llama 3 technical report.