

PropNet: a White-Box and Human-Like Network for Sentence Representation

Fei Yang
CogBeauty Lab
yftadyz@163.com

Abstract

Transformer-based embedding methods have dominated the field of sentence representation in recent years. Although they have achieved remarkable performance on NLP missions, such as semantic textual similarity (STS) tasks, their black-box nature and large-data-driven training style have raised concerns, including issues related to bias, trust, and safety. Many efforts have been made to improve the interpretability of embedding models, but these problems have not been fundamentally resolved. To achieve inherent interpretability, we propose a purely white-box and human-like sentence representation network, PropNet. Inspired by findings from cognitive science, PropNet constructs a hierarchical network based on the propositions contained in a sentence. While experiments indicate that PropNet has a significant gap compared to state-of-the-art (SOTA) embedding models in STS tasks, case studies reveal substantial room for improvement. Additionally, PropNet enables us to analyze and understand the human cognitive processes underlying STS benchmarks.

1 Introduction

Sentence representation research has been carried out for over half a century, evolving from regular expressions [23], statistical encoding methods [27; 36; 50; 32] to neural network embeddings [42; 10; 35; 34; 20; 47; 22; 39]. In recent years, embedding models have dominated the research community, and also have achieved significant success in industry applications. However, their black-box nature and reliance on large-scale data-driven training raise concerns about bias [11; 14; 13; 44], trust [48; 49], safety [8; 46] and other issues [9]. Researchers have attempted to improve the interpretability of embedding models [30; 40] and remove their biases [26; 25], but these problems remain fundamentally unsolved. Moreover, in the process of training models, massive amounts of

manually labeled data have been generated. However, researchers typically focus solely on the training value of these labeled data, neglecting the cognitive values that exist within them. These cognitive values hold significant potential for enhancing human self-understanding.

In the cognitive science community, the question of how our brains represent a sentence has drawn a great deal of research interest [37; 7; 6; 21; 24; 29; 31]. When humans read and comprehend a sentence, they decompose it into propositions. A proposition is a simple sentence with no more than one verb. The meanings of these propositions are stored in long-term memory as a hierarchical network, which can be recalled for use in downstream tasks [38; 18]. The brain’s verbal short-term memory possesses a specialized subsystem. This subsystem is responsible for splitting propositions and handling the syntactic features of each proposition as the eyes sweep across the text [15]. Moreover, the cognitive load in sentence comprehension is primarily attributed to syntactic complexity, such as the number of verbs, rather than superficial length, such as the addition of adjectives and other modifiers [24]. This implies proposition is a processing unit for sentence comprehension. Inspired by these findings, in this work, we propose a purely white-box and human-like sentence representation network named PropNet.

PropNet constructs a hierarchical network based on the propositions comprising a sentence. The generation of PropNet involves four phases: splitting, parsing, representing and merging. The first two phases employ a mechanism analogous to short-term memory, splitting a sentence into propositions and parsing key tokens from each proposition according to specific dimensions. The dimensions include Action, Subject, Object, Where, Auxiliary_Object, Goal, Reason, and Source. The last two phases function akin to long-term memory, representing a proposition as a hierarchi-

Method	No Feature Engineering	Semantic Preservation	White-Box	Human-Like
Regular Expressions	×	×	✓	×
Statistical Encoding	✓	×	✓	×
Neural Network Embedding	✓	✓	×	×
CISM	✓	×	✓	✓
PropNet	✓	✓	✓	✓

Table 1: Comparison of Sentence Representation Methods

cal network and merging all networks into a unified network to express the complete meaning of the original sentence. Figure 3 provides an example of PropNet.

PropNet is purely white-box since it is completely interpretable and transparent. It is also human-like because it has a hierarchy network structure to save the meaning in a sentence. With respect to semantics, unlike embedding models which focus more on the relationships between words and their contextual information, PropNet focuses on the true happenings in the world as expressed by a sentence. It achieves this by analyzing the core components of propositions, particularly the eight dimensions related to verbs. The principles behind PropNet’s design are very natural, without specially crafted artificial features. The comparison of PropNet and other representation methods is summarized in Table 1.

In semantic textual similarity (STS) tasks, given a pair of sentences, humans are required to assign a similarity score according to specific instructions. Cognitive processes play a key role in bridging sentences/instructions and annotation results. PropNet enables us to study this cognitive process. Experiments show that differences in actions, subjects or objects are a sufficient condition for humans to confirm an inequivalent proposition pair.

We compare PropNet with representative embedding methods on STS tasks. Although experiments imply that PropNet has a large gap compared to state-of-the-art (SOTA) embedding models, case studies reveal significant potential for enhancement.

2 Relative Work

Text representation approaches could date back to rule-based regular expressions for search engines and question-answering systems [23]. Feature engineering is implemented heavily to develop expressions for pattern matching. This approach is

inherently explainable, as the expressions consist of readable strings. However, it is pretty rigid and shallow, without a deep understanding of semantics.

Statistical encoding methods compute word frequencies and represent text as discrete or continuous vectors. Typical methods include One Hot Embedding (OHE), Bag of Words (BOW) [27], N-grams [36], Normalized Term Frequency (NTF) [50] and TF-IDF [32]. These methods are straightforward to implement since no feature engineering is required. They are also explainable, as each number in the representation vectors has a clear meaning. However, since word frequency cannot handle semantic issues, like synonyms and antonyms, or word relationships, these methods only provide shallow semantic analysis.

Neural network embedding approaches represent words as vectors in a continuous vector space. Representative methods include Word2Vec [42], FastText [10; 35; 34], Glove [45], BERT [20], SBERT [47], SimCSE [22] and AoE [39]. They train neural networks on an extremely large corpus, using different Language Modeling (LM) tasks as the objective. Since embeddings are automatically computed by backpropagation, feature engineering is completely eliminated. In addition, the embeddings provide deep semantic understanding of the text, as they capture the semantic aspects of language due to LM tasks as the training goal.

Embedding methods are considered as black-box algorithms because the embedding vectors are generally unexplainable. This characteristic surreptitiously encodes social biases contained in the training corpus [11; 14; 13; 44], and also raises concerns about trust [48; 49], safety [8; 46] and other issues [9]. Numerous efforts have been made to improve interpretability [30; 40] and remove biases [26; 25], but these problems have not been fundamentally solved.

All the aforementioned methods are not human-

like, as their representation formats are either strings or vectors. Cognitive-Inspired Syntactic Models (CISM), such as Tree Adjoining Grammar [33], Combinatory Categorical Grammar [51], and Dependency Grammar [28], are based on principles of human language comprehension and production. These models use interpretable tree structures to represent sentences but primarily focus on syntactic organization. PropNet, which employs Dependency Grammar for parsing, enhances semantic representation through instance nodes and stamp nodes. Unlike CISM, PropNet uses a network structure rather than a tree structure to represent sentences. Table 1 summarizes the characteristics of these methods.

3 Methods

To build a PropNet of a sentence, we first split the sentence into propositions (Section 3.1). Each proposition corresponds to a verb in the sentence. Then propositions are parsed to extract core tokens with respect to dimensions Action, Subject, Object, Where, Auxiliary_Object, Goal, Reason, and Source (Section 3.2). After that, each proposition is represented by a hierarchical network (Section 3.3). At last, all networks are merged into one network as the PropNet of the input sentence (Section 3.4). Figure 1 illustrates the framework of constructing PropNet. We introduce a method for comparing two PropNets, thereby unlocking the potential of the resulting PropNets for STS tasks (Section 3.5).

The following symbols are used to represent different types of sentences based on the number of verbs they contain:

- Prop0: Sentences with 0 verbs, e.g., “A ball on the ground.”
- Prop1: Sentences with 1 verb, e.g., “A boy is playing football.”
- Prop2: Sentences with 2 verbs, e.g., “A boy is playing football and a girl is dancing.”
- Prop3+: Sentences with more than 2 verbs, e.g., “A man is sitting in a chair, wearing a cloak, and holding a stick.”

Here the term "verb" encompasses linking verbs. For instance, in the sentences "a boy is in a park" or "a girl is happy," the word "is" is treated as a verb, and both sentences are categorized as Prop1.

In the rest of this work, a proposition refers to a Prop1 or Prop0 sentence.

We introduce the following notations to classify sentence pairs based on sentence types:

- P1- denotes the set of pairs where both sentences are Prop0 or Prop1.
- P2 represents the set of pairs that contain at least one Prop2, excluding pairs with any Prop3. For instance, a Prop1 and a Prop2 sentence, or two Prop2 sentences.
- P3+ indicates the set of pairs that includes at least one Prop3 sentence.

3.1 Splitting

For Prop0 and Prop1, splitting is unnecessary. At this stage, the input sentence itself serves as the output proposition. For Prop2, we split the input sentence into two Prop1 propositions, a main proposition (main clause) and a subordinate proposition (subordinate clause). Table 2 presents the splitting rules for different clause types. These rules extract the verb token of the subordinate clause. Then the subordinate clause is generated by iterating over the verb token’s subtree provided by spaCy parsing tool ¹. For instance, in the Prop2 sentence “She thinks this is a good idea”, the splitting rules identify “is” as the verb token for the subordinate clause. The token “is” owns a subtree “this is a good idea” by dependency parsing.

The generated subordinate clause is then replaced by a clause identifier in the input sentence for five clause types Clausal Complement, Prepositional Complement, Open Clausal Complement, Subject Clause and Adverbial Clause. Their identifiers are notated as `identifier_ccomp`, `identifier_pcomp`, `xcomp_identifier`, `identifier_csubj` and `identifier_advcl`, respectively. For other clause types, the subordinate clause is replaced by an empty string. When the replacement is completed, the rest of the input sentence becomes the main proposition. Table 2 presents examples for each clause type. Note that `identifier_advcl` is applied only when the clause is preceded by the word “to” that indicates the purpose of an action. Figure 2 provides an example for this specific situation.

¹For more details, see the spaCy documentation: <https://spacy.io/usage/linguistic-features/#pos-tagging>

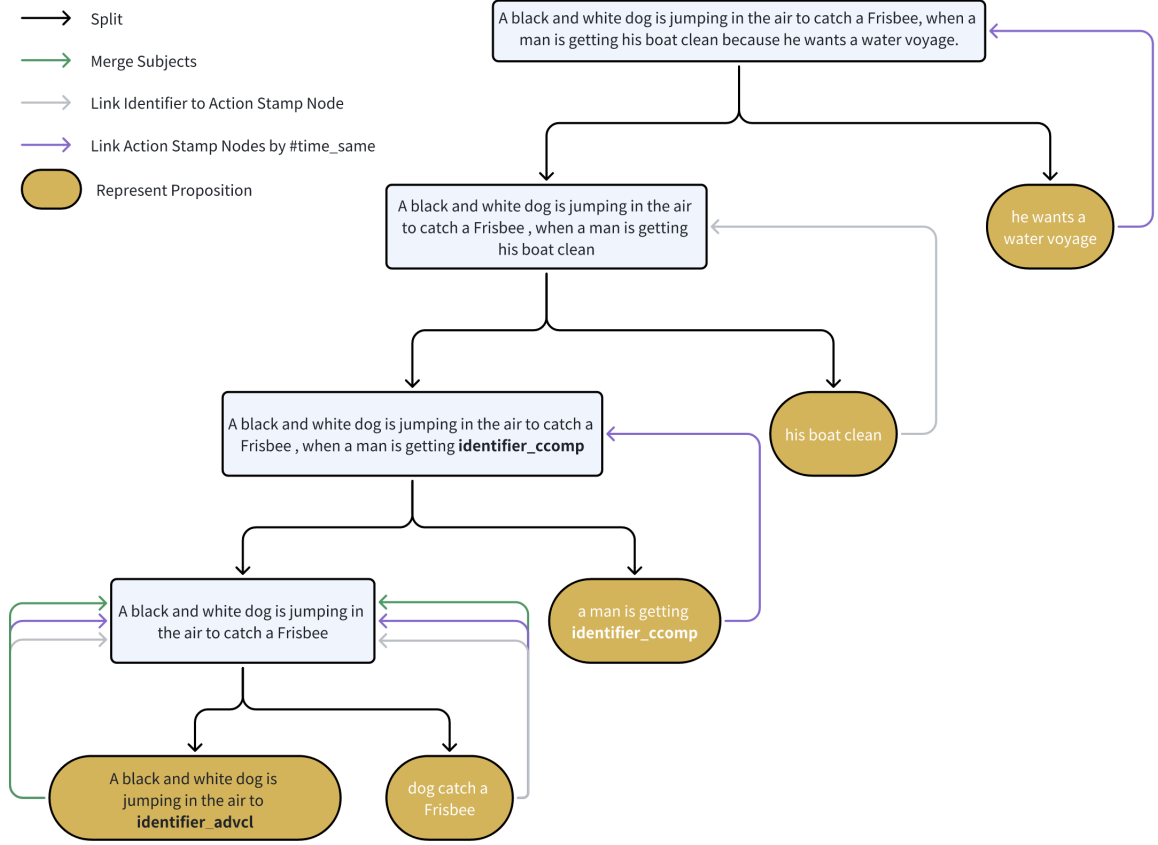


Figure 2: Splitting a Prop3+ sentence and merging its proposition representations by backtracking. At each splitting step, the method for splitting Prop2 is called. The extracted proposition invokes the representation component to build a hierarchical network. During the upward traversal, the same strategies for merging P2—denoted by green, grey, and purple arrows—are employed to integrate all networks into a unified network. Note that `identifier_advcl` is a placeholder for an adverbial clause.

nate clause is finite, no subject insertion is required since the clause already contains its own subject. The splitting rules for relative clause type are more intricate and are detailed in Appendix A.2.

Situation becomes significantly more complex for Prop3+. We employ a backtracking algorithm to decompose the input sentence into Prop1 propositions by constructing a binary tree, as shown in Figure 2. The splitting method for Prop2 is invoked during each splitting step to extract a subordinate proposition Prop1, serving as the leaf node of the binary tree. Then the leaf node invokes the representation component to construct a hierarchical network, which is explained in Section 3.3. The leaf nodes indicate the order of the propositions contained in the long input sentence from left to right. In Figure 2, the input sentence has an ordered proposition list [“A black and white dog is jumping in the air to `identifier_advcl`”, “dog catch a Frisbee”, “a man is getting `identifier_ccomp`”, “his

boat clean”, “he wants a water voyage”] according to the leaf nodes from left to right. This order is necessary when we compare two Prop3+ sentences for similarity, which is explained in Section 3.5.

3.2 Parsing

This phase extracts key tokens from a proposition with respect to specific dimensions. The intuition of designing these dimensions is that we require they can describe the meaning of a single action that happens in the real world, which is the key to understand the meaning of a complex sentence consisting of a series of actions. Therefore, eight critical dimensions related to the verb of a proposition are considered: Action, Subject, Object, Where, Auxiliary_Object, Goal, Reason, Source. The extracted words under each dimension are either describing a physical entity like “car” or an abstract concept like “brand”. For these words, two additional dimensions Attribute and Part_of are

Dimension	Explanation	Primary Rule	Example
Action	An action described by the verb in a proposition.	token.pos_ is VERB	The man is riding a horse.
Subject *	An entity or concept that performs the action.	token.dep_ is nsubj	The man is riding a horse.
Object *	An entity or concept that receives the action.	token.dep_ in (dobj, nsubjpass)	The man is riding a horse .
Where *	The place where the action occurs, or the time when it occurs.	preposition of token in (“on”, “in”, “inside”, “outside”, “at”, ...)	The polar bear is sliding on the snow .
Aux_Obj *	The instrument or tool that is used to perform the action. Or indirect object which is the recipient, beneficiary, or target of an action.	preposition of token in (“with”, “by”, “about”, “as”, ...)	A person is cutting mushrooms with a knife .
Goal *	The intended outcome or objective that the subject aims to achieve by performing the action.	preposition of token in (“into”, “to”, “onto”, “towards”, ...)	A man pours oil into a pot .
Reason *	The cause or motivation behind the action.	preposition of token in (“for”, “due”)	The teacher praised her for her excellent work .
Source *	The origin or starting point from which the action arises.	preposition of token in (“from”)	She learned the news from her friend .
Attribute	The appearance, state, nature, or features of an entity or a concept.	token.dep_ in (amod, nmod, compound)	A young girl is using sign language.
Part_of	One entity is a component or piece of another larger entity.	An entity token of another entity token; token.dep_ is poss	Two men are packing suitcases into the trunk of a car .

Table 3: Dimensions of parsing a Prop1/Prop0 sentence. Dimensions Attribute and Part_of are designed for an entity or concept. Others are related to the action in a proposition. Primary rules of extracting tokens are explained with examples. Note that token.pos_ and token.dep_ are the POS tagging and dependency parsing results from spaCy. The bold text in an example is the extracted token for its dimension. Dimensions marked with a “*” also follow this parsing rule token.pos_ in (NOUN, PRON, PROPN, NUM) which is omitted in the table for brevity.

considered for the descriptions of them. Explanations for these dimensions and extracting primary rules ² with examples are listed in Table 3. The prepositions used by primary rules in the table are omitted for brevity. See Appendix A.3 for a detailed list of these prepositions. Extraction is implemented by resorting to spaCy part-of-speech tagging and dependency parsing tools ³.

3.3 Representing

As brain’s long-term memory stores information as a hierarchical network [18; 7; 37], PropNet represents a proposition using a six-level hierarchical network. Figure 3 (b) provides an example of how the sentence “A young man is playing an instrument in the garden” is represented. The network

comprises three types of nodes: evolutionary nodes, developmental nodes and instance nodes which are represented as red, orange and green colors, respectively. In designing the network, we incorporate ideas similar to Nature Design and Nurture Beliefs, which are outlined in [52]. Evolutionary nodes correspond to Nature Design, which reflects human nature and is derived from heredity. They are denoted with a prefix “#”, like #action. Each dimension in the parsing phase has a corresponding evolutionary node. Developmental nodes correspond to Nurture Beliefs, which are learned from experience, and are named with a prefix “_”, such as _young. Each word in a sentence corresponds to a developmental node.

An evolutionary node cannot directly establish a connection with a developmental node. This connection is fulfilled by an instance node. Each evolutionary node points to at least one instance node. Each instance node can point to only one developmental node. They have the following three types:

²Because of the variety of language, even a Prop1 sentence can have an extremely flexible structure. Therefore, minor rules are handcrafted for extraction which can be seen in the codes.

³For more details, see the spaCy documentation: <https://spacy.io/usage/linguistic-features/#pos-tagging>

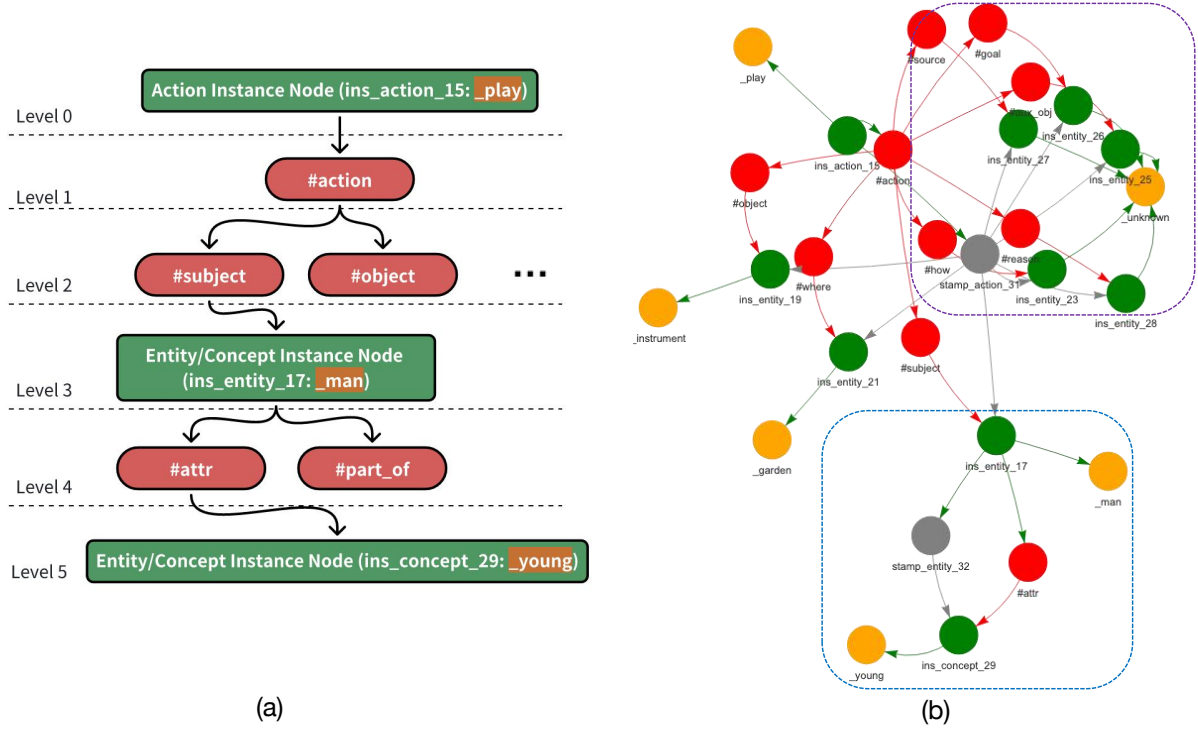


Figure 3: (a) Six-level hierarchical structure of PropNet. (b) An example of representing the sentence “A young man is playing an instrument in the garden”. Evolutionary nodes, developmental nodes, instance nodes and stamp nodes are labeled as red, orange, green and grey colors respectively.

- Entity instance nodes are linked to developmental nodes whose lexical content has a hypernym “physical entity”, a relationship that can be ascertained using WordNet [43]. Entity instance nodes are denoted as `ins_entity_id`; for instance, `ins_entity_17`, which is linked to `_man`.
- Concept instance nodes are linked to developmental nodes whose lexical content is not “physical entity”, such as adjectives, pronouns, and numbers. These nodes are denoted as `ins_concept_id`; for example, `ins_concept_29`, which is connected to `_young`.
- Action instance nodes are linked to developmental nodes that contain verbal lexical content and are labeled as `ins_action_id`. As an example, `ins_action_15` refers to `_play`.

Figure 3 (a) provides a more lucid depiction of the six-level hierarchical structure of PropNet. An action instance node functions as the root and triggers #action. It also points to a developmental node `_play`. This action instance node is unique because there is only one verb in a proposition. Edges from #action connect

evolutionary nodes #subject, #object, #where, #aux_obj, #goal, #source, and #reason, each of which corresponds to a parsing dimension described in Section 3.2. These nodes will establish connections with instance nodes that are created for the words parsed from each dimension. For example, #subject points to `ins_entity_17`, which has a link with `_man`. At level 4, these instance nodes activate two evolutionary nodes, #attr and #part_of, which align with the parsing dimensions Attribute and Part_of respectively. Similarly, #attr and #part_of establish links with instance nodes created for the words parsed under Attribute and Part_of. For instance, `ins_entity_17` points to #attr and #attr points to `_young`.

If during the parsing phase, no words are associated with a dimension, its corresponding evolutionary node will invoke an instance node that points to a default developmental node, `_unknown`. This ensures the network remains complete even when some information is missing. In Figure 3 (b), only #subject, #object and #where have valid instance nodes, which point to `_man`, `_instrument` and `_garden`, correspondingly. All other evolutionary nodes pointed to by #action are connected to

Strategy	Rule	Example
Merge Subjects	Merge the instance nodes with the same subject into a single instance node.	A cat sitting on sand looks up at the camera. → (a cat looks up at the camera, cat be sitting on sand) [Merge instance nodes of cat]
Link Clause Identifier to Action Stamp Node (ASN)	Establish links between the instance node of <code>identifier_ccomp</code> , <code>identifier_pcomp</code> , <code>xcomp_identifier</code> , <code>identifier_advcl</code> and <code>identifier_csubj</code> in the MAIN and the ASN in the SUB. (MAIN: main proposition; SUB: subordinate proposition)	She thinks this is a good idea. → (she thinks <code>identifier_ccomp</code> , this is a good idea) [Link the instance node of identifier_ccomp to the ASN invoked by is]
Link Action Stamp Nodes (ASNs) by Time Node	<ul style="list-style-type: none"> • MAIN Before SUB: Link the ASN of MAIN to <code>#time_before</code>, and then link <code>#time_before</code> to the ASN of SUB; • MAIN After SUB: Link the ASN of SUB to <code>#time_before</code>, and then link <code>#time_before</code> to the ASN of MAIN; • MAIN and SUB Occur Simultaneously: Link <code>#time_same</code> to the ASNs of MAIN and SUB. 	The boy washes his hands before he has lunch. → (the boy washes his hands, he has lunch) [ASN invoked by wash → <code>#time_before</code> → ASN invoked by has]

Table 4: Merging Strategies for A Prop2 Sentence

instance nodes that point to `_unknown`, which is marked by a purple box in the figure.

There’s a fourth type of nodes, called stamp nodes, which can be distinguished by their grey color in Figure 3 (b). The primary role of stamp nodes is to distinguish different parts of the network representing a complex sentence that consists of several propositions. An action stamp node is activated by an action instance node and named as `stamp_action_id`. It points to all entity or concept instance nodes associated with that action, thereby grouping them together and differentiating them from the entity or concept instance nodes of other actions.

An entity stamp node is triggered by an entity instance node and named as `stamp_entity_id`. It points to all entity or concept instance nodes that describe the corresponding entity instance node. As shown by the blue box in the figure, `stamp_entity_32` points to `ins_concept_29`, aggregating the modifier “young” to the entity “man”.

3.4 Merging

When the main proposition and the subordinate proposition of a Prop2 sentence are represented separately, we need to combine them to convey a complete and coherent meaning. We put forward three merging strategies, which are enumerated in Table 4. If the subordinate proposition is a relative clause, a different merging strategy is adopted, which is presented in Appendix A.2.

For a Prop3+ sentence, the merging process

corresponds to the upward backtracking process of splitting, illustrated in Figure 2. The same strategies are applied as for Prop2. Appendix A.1 demonstrates the merging result of the sentence example in Figure 2.

3.5 Comparison of Two PropNets

Given the PropNets of a pair of sentences, a natural consideration is how to compare the differences between the two networks. However, since the PropNet of a complex sentence can be extensive, containing a large number of nodes and edges, directly comparing two PropNets poses a significant challenge due to computational complexity. A more viable computational approach involves comparing the disparities in the representations of the corresponding propositions between the two sentences, and then aggregating these disparities into an overall signature difference. Thus, we initially introduce the method for comparing the differences between two propositions, which is previously presented as pair type P1-. Next, based on this foundation, we discuss the difference-construction methods for more complex pair types P2 and P3+.

3.5.1 Pair Type P1-

The comparison dimensions are formed by the Cartesian product of `{#subject, #object, #where, #aux_obj, #goal, #source, #reason}` and `{1, #attr, #part_of}`, further extended by `{#action, #action|#subject|#where, #action|#object|#where}`. For example, the

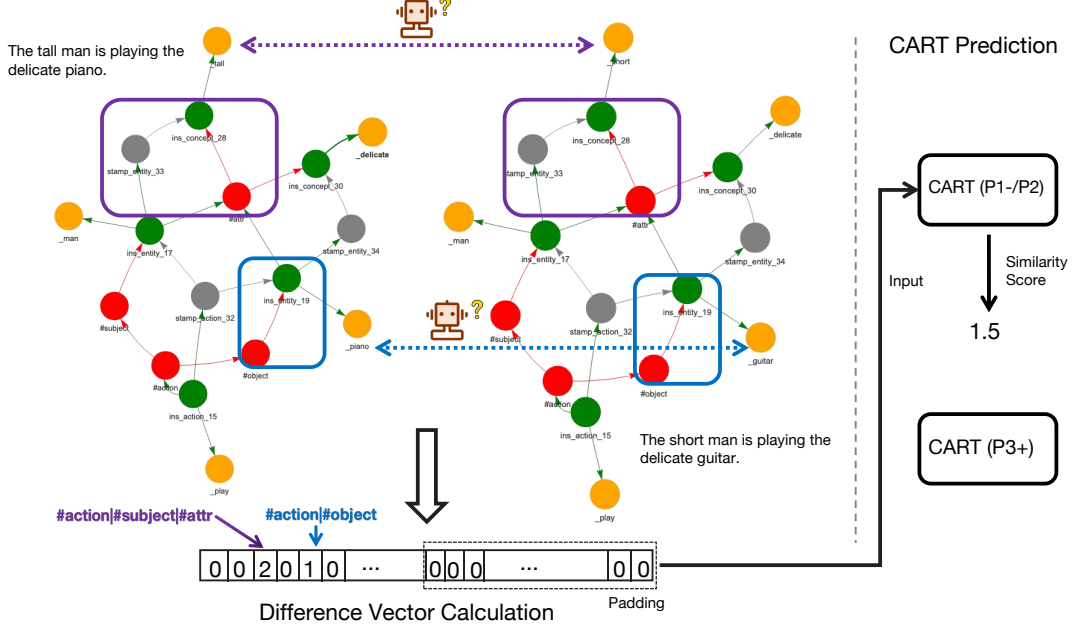


Figure 4: Framework of the comparison module. This module consists of two parts: difference vector computation and CART prediction. It is exemplified by the pair “The tall man is playing the delicate piano” and “The short man is playing the delicate guitar”. They differ at `#action|#subject|#attr` and `#action|#object`, which are marked with elements 2 and 1 at the corresponding positions in the difference vector. The codes 0, 1, 2 represent “identical”, “similar” and “different”, respectively. Note that the difference vector for P1- is padded with 0, doubling its size, before it enters the corresponding CART model.

dimension `#action|#subject|#attr` represents the attribute of an entity or concept that serves as the subject within the action. The reason of using the names of evolutionary nodes is this way of naming can reveals the route to locate the corresponding entity or concept instance nodes within the graph of PropNet. The explanations of all these 24 dimensions are provided in Appendix B.1.

By comparing the developmental nodes indicated by the dimensional instance nodes, we obtain a similarity code for each dimension. Concatenating these codes in sequence produces a difference vector v_1 . The similarity code primarily takes three values: 0 for identical, 1 for similar, 2 for different. A large language model (LLM) acts as the knowledge base to compute the similarity degree between two words. This strategy is word-level based, ignoring context-dependent meanings, e.g. polysemous words. Identification of the gloss that a word uses given a context is left in future work. Details on LLM choice and its prompts are explained in Appendix B.2. Additional similarity codes, and examples for each code are provided in Appendix B.3.

Figure 4 illustrates how to calculate a differ-

ence vector given the representations of two sentences “The tall man is playing the delicate piano” and “The short man is playing the delicate guitar”. Purple boxes identify the concept instance nodes under `#action|#subject|#attr` with two different developmental nodes `_tall` and `_short`. Blue boxes identify the entity instance nodes under `#action|#object` with two different developmental nodes `_piano` and `_guitar`. The instance nodes of other dimensions have exactly the same developmental nodes. Since `_tall` and `_short` are judged as different by LLM, `#action|#subject|#attr` contributes a code of 2 to the difference vector. As `_piano` and `_guitar` is judged as similar by LLM, `#action|#object` contributes a code of 1 to the difference vector.

3.5.2 Pair Type P2

Assume the first sentence s_1 of the pair being compared can be split into two propositions, pp_1 and pp_2 . If the second sentence s_2 is $Prop_0$ or $Prop_1$, the following alignment process is applied. If two propositions share identical subjects and actions, they are considered to have a significant overlap. This criterion can be evaluated

by examining the specific elements #action and #action|#subject of the difference vector. For a fair comparison, we align s_2 to the proposition that exhibits a significant overlap with it. Subsequently, we utilize the difference vector associated with this alignment. This vector is then padded with 2 until it attains a length twice that of the original, resulting in the final output \mathbf{v}_2 . Padding with 2 implies s_2 lacks a corresponding component to compare with the other proposition of s_1 .

We illustrate the alignment process by comparing “I like apple” and “She likes orange and I like banana”. “She likes orange and I like banana” is split into “She likes orange” and “I like banana”. According to the order of appearance, we would compare “She likes orange” and “I like apple”, which is not a fair comparison. By implementing the alignment process, “I like banana” and “I like apple” are compared, while “She likes orange” has no counterpart for comparison.

If the second sentence s_2 is Prop2, a similar alignment process is applied, but without padding. For example, in the pair “I like apple and she likes pineapple” and “She likes orange and I like banana”, the proposition “I like apple” aligns with “I like banana”, and “she likes pineapple” aligns with “she likes orange”.

3.5.3 Pair Type P3+

As a Prop3+ sentence can contain multiple propositions, we restrict our consideration to its first four propositions in the order of the leaf nodes in its splitting binary tree from left to right. Given a P3+ pair, suppose the first sentence s_1 and the second sentence s_2 have ordered proposition lists $L_1 = [p_1, p_2, p_3, p_4]$ and $L_2 = [q_1, q_2, q_3, q_4]$ respectively. Note that p_2, p_3, p_4 from s_1 and q_4 from s_2 might be empty strings. We calculate the Proposition Overlap Degree (POD) as the number of overlapping words between two propositions. L_2 is aligned with L_1 according to POD by the following steps:

- (1) The PODs between p_1 and each one of L_2 are calculated. Suppose $q_1^{(1)}$ from L_2 has the largest POD which is greater than a threshold value 1, then $q_1^{(1)}$ is moved to the front of L_2 . Other elements in L_2 keep their orders invariant. After this rearrangement, L_2 is notated as $L_2 = [q_1^{(1)}, q_2^{(1)}, q_3^{(1)}, q_4^{(1)}]$. If the largest POD is no greater than 1, then L_2 keeps its original order, which means

$$L_2 = [q_1^{(1)}, q_2^{(1)}, q_3^{(1)}, q_4^{(1)}] = [q_1, q_2, q_3, q_4].$$

- (2) Suppose $L_2^{(1)} = [q_2^{(1)}, q_3^{(1)}, q_4^{(1)}]$. Compute the PODs between p_2 and each one of $L_2^{(1)}$. Similarly, check if the largest POD is greater than 1, and rearrange $L_2^{(1)}$ to $[q_2^{(2)}, q_3^{(2)}, q_4^{(2)}]$.
- (3) Suppose $L_2^{(2)} = [q_3^{(2)}, q_4^{(2)}]$. Compute the PODs between p_3 and each one of $L_2^{(2)}$. Check if the largest POD is greater than 1, and rearrange $L_2^{(2)}$ to $[q_3^{(3)}, q_4^{(3)}]$. Finally, s_2 has a new ordered proposition list $[q_1^{(1)}, q_2^{(2)}, q_3^{(3)}, q_4^{(3)}]$ which is aligned to s_1 according to POD.

After alignment, there are four P1- pairs: p_1 and $q_1^{(1)}$, p_2 and $q_2^{(2)}$, p_3 and $q_3^{(3)}$, p_4 and $q_4^{(3)}$. We compute a difference vector \mathbf{v}_1 for each of them using previous computing method for a P1- pair. The final difference vector for this P3+ pair is the concatenation of these four \mathbf{v}_1 s. Therefore, the difference vector \mathbf{v}_3 for P3+ has a size that is twice the length of \mathbf{v}_2 for P2. If two propositions are both empty, \mathbf{v}_1 is replaced by a vector of the same size, where all elements are 0. If one proposition is empty and the other one is not, \mathbf{v}_1 is replaced by a vector of the same size, where all elements are 2.

Let's exemplify the above processes, considering the pair: “Three men are jumping off a wall” and “Three young men run, jump, and kick off of a Coke machine”. The second sentence consists of three propositions: “three young men run”, “three young men jump”, and “three young men kick off of a Coke machine”. After the alignment process, its proposition list is reordered to “three young men jump”, “three young men run”, “three young men kick off of a Coke machine”. The first sentence is compared with “three young men jump”, resulting a difference vector \mathbf{v}_1 . Since “three young men run” and “three young men kick off of a Coke machine” have no counterparts in the first sentence, we concatenate \mathbf{v}_1 with two vectors of the same length as \mathbf{v}_1 , padded with 2 to signify the two sentences are different in this part. Finally, the resulting vector is padded with 0 until it reaches the required length, indicating the two sentences are the same in this default part.

Model	STS12	STS13	STS14	STS15	STS16	STS-B	SICK-R	Avg.
InferSent-GloVe (2017) [†]	52.86	66.75	62.15	72.77	66.87	68.03	65.65	65.01
USE (2018) [†]	64.49	67.80	64.61	76.83	73.18	74.92	76.69	71.22
SBERT (2019) [†]	70.97	76.53	73.19	79.09	74.30	77.03	72.91	74.89
SimCSE-BERT (2021)	68.40	82.41	74.38	80.91	78.56	76.85	72.23	76.25
AoE-BERT (2024)	75.26	85.61	80.64	86.36	82.51	85.64	80.99	82.43
PropNet	47.01	36.33	40.74	34.54	12.06	47.41	55.35	39.06

Table 5: Performance comparison with embedding models on STS tasks. We use Spearman’s rank correlation coefficient (ρ) multiplied by 100 as evaluation metric. Results of the models with [†] are from [47], others are from their original papers. There is a significant gap between PropNet and the latest embedding models.

4 Experiments

4.1 Comparison with Embedding Models

To assess the performance gap between PropNet and mainstream approaches, PropNet is compared with widely used embedding methods on semantic textual similarity (STS) tasks.

Baselines. Given that our method is supervised, widely used supervised embedding methods are selected as baselines: InferSent [19], USE [17], SBERT [47], SimCSE [22], and AoE [39].

Datasets. We conduct experiments on three benchmark datasets: STS 2012-2016 [4; 5; 2; 1; 3], STS-B [16], and SICK-R [41].

Evaluation Metrics. We employ Spearman’s rank correlation coefficient (ρ) multiplied by 100 to measure the alignment between predicted and ground-truth scores.

Implementation Details. The experiment employs a comparison module which consists of two components, (1) the calculation of the difference vector and (2) prediction using Classification and Regression Trees (CART) [12]. Figure 4 presents the details of this module. After computing the difference vectors using the approach introduced in Section 3.5 for all pairs within the benchmark datasets, two CART models are trained on these vectors: one for short pairs P1-/P2 and another for long pairs P3+, because the sizes of the difference vectors are different. These models are denoted as CART(P1-/P2) and CART(P3+) respectively. We call the API provided by scikit-learn ⁴ for training. Since STS 2012-2016 and STS-B share the same rules for ground scores, training is implemented only on the train set of STS-B to learn these rules. Similarly, for SICK-R, two CART models are trained on its training set. The random seed is

fixed as 0, and the minimum number of samples at a leaf node is set to 10. Further training details are appended in Appendix C.1.

Note that the predictions for short pairs and long pairs in the test set are concatenated before computing the Spearman’s correlation.

Results. In Table 5, a significant gap is observed between PropNet and the latest embedding model, AoE, which scores above 80. This indicates the efficacy of big-data-trained embeddings in comprehending text semantics. This table also demonstrates that embedding models have undergone notable development over the last ten years, with scores ranging from 65.01 to 82.43. Since PropNet marks the inception of a completely new research direction, offering purely white-box and human-like sentence representation, we are confident that PropNet will improve in the future, considering that there is substantial room for enhancement in its current version, which is presented in the next section.

If we only focus on the scores of PropNet across all benchmarks, we observe a significant deviation, ranging from 12.06 on STS 2016 to 55.35 on SICK-R. The genre of STS 2016 is mainly forum question/answer and news, while SICK-R is image/video description. This genre-score discrepancy raises the question of whether PropNet has different representation abilities across different genres or if the comparison module fails for a specific genre. We investigate this factor in detail in the next section.

4.2 Investigation of Genres

In this section, we examine the performance of PropNet across different genres. The number of verbs is also considered as an important influencing factor. We anticipate that predicting accurately using our comparison module becomes more challenging for complex sentences.

⁴API: <https://scikit-learn.org/stable/modules/generated/sklearn.tree.DecisionTreeRegressor.html>

Dataset. We utilize the STS-B test set⁵ along with its predicted scores for analysis. The test set is split into three parts according to its field genre, which has three values: main-captions, main-news and main-forums. They represent image/video description, news and forum question/answer, respectively. Appendix C.2 provides more detailed explanations of these genres.

Another splitting dimension is verb number. The test set is divided into three parts according to pair types P1-, P2, and P3+. Generally, from P1- to P3+, each sentence in a pair contains an increasing number of verbs. Through intersection operation, pairs restricted to a specific genre and verb number can be selected.

Evaluation Metrics. Spearman’s rank correlation coefficient (ρ) multiplied by 100, is used to measure the alignment between predicted and ground truth scores for a specific subset of the STS-B test set. Moreover, the number of pairs in each subset, and their proportion relative to the entire test dataset are calculated to illustrate data distribution.

Results. As shown in Table 6, PropNet scores 65.12 on main-captions, significantly higher than the 36.80 on main-news and 19.98 on main-forums. Even for the simplest pairs, P1-, PropNet attains only 40.37 on main-news and 43.53 on main-forums. This indicates that PropNet performs poorly on main-news and main-forums. The worst-performing pairs in P1-, whose prediction scores have the largest discrepancy with their ground scores, are analyzed to identify the underlying reasons.

For main-news, the lack of social common knowledge contributes to the failure of the comparison module for P1-. For instance, it cannot accurately measure the similarity between the pair "bitcoin haul" and "bitcoins" without knowledge of the terms "bitcoin" and "haul". Another reason is that the evolutionary graph of PropNet is too coarse to handle detailed comparisons. For example, in the sentence "At Northwest Medical Center of Washington County in Springdale, one child is in serious condition", the phrase "in serious condition" is incorrectly regarded as a description of #where. However, it should be linked to child’s #state, which is not included in current PropNet’s evolutionary graph.

⁵Approximately 8.7% of the STS-B records lack similarity scores due to spaCy dependency parsing errors. These records are excluded from the analysis.

For main-forums, PropNet currently lacks nodes to measure the likelihood of an action, such as modal verbs (e.g., "can", "should") and negation indicators (e.g., "not", "hardly"). For example, it fails in comparing "You should do it" and "You can do it", or "It’s not a good idea" and "It’s a good question". In addition, main-forums also suffers from the coarseness of the evolutionary graph. For instance, expressions like "It is up to you" cannot be represented properly.

Regarding verb number, Table 6 indicates that as the number of verbs increases, Spearman scores across all genres decrease substantially. The worst-performing pairs in P2 for main-news and main-forums are analyzed to identify the reason.

For main-news, the use of clear and concise language in its writing style sometimes causes difficulties for dependency parsing, leading to failed representations. For instance, consider the sentence "Coroner: Whitney Houston died in bathtub." PropNet cannot properly represent "Coroner: " as "Coroner claims".

For main-forums, sentences describing mental activities are often redundant, which complicates the alignment of propositions for computing the difference vector in the comparison module. For instance, in the pair "There are two things to consider" and "A couple things to consider", the phrase "there are" hinders proper alignment. A potential improvement could be simplifying "There are two things to consider" to "two things to consider" during comparison.

All the above case studies imply that there is a substantial improvement room in PropNet. Another point worthy of note is that, for main-news and main-forums, the internal proportions of P2 and P3+ are 49.6% (204/411) and 57.1% (121/212) respectively, which are significantly higher than 21.4% (132/616) of main-captions. This suggests that sentences in main-news and main-forums contain more complex structures.

4.3 Human Cognitive Differences in STS Tasks

This section studies the cognitive process underlying how humans assign a score according to task instructions when given a sentence pair. Intuitively, different dimensions ought to contribute differently to the disparity between two sentences. In addition, for the same dimension, human perceptions of the disparity should vary to a certain extent. We

	Total		P1-		P2		P3+	
	Count (%)	$\rho \times 100$	Count (%)	$\rho \times 100$	Count (%)	$\rho \times 100$	Count (%)	$\rho \times 100$
main-captions	616 (50%)	65.12	484 (39%)	70.41	120 (10%)	43.15	12 (1%)	28.09
main-news	411 (33%)	36.80	207 (17%)	40.37	124 (10%)	18.15	80 (6%)	20.22
main-forums	212 (17%)	19.98	91 (7%)	43.53	69 (6%)	26.70	52 (4%)	-0.04
Total	1239 (100%)	47.41	782 (63%)	59.76	313 (25%)	26.11	144 (12%)	23.13

Table 6: Pair distributions and Spearman’s correlation scores corresponding to each genre and verb-number splitting. Count (%) represents the number of pairs and their percentage of the total number. The results indicate that: (1) PropNet performs significantly better on main-captions than the other two genres; (2) As the number of verbs increases, Spearman scores decline significantly across all genres; (3) main-news and main-forums contain relatively more P2 and P3+ pairs than main-caption, implying these two genres have more complex sentence structures.

aim to quantify these cognitive differences in this experiment.

Eight dimensions from Section 3.5.1 are considered: #action, #subject, #object, #where, #aux_obj, #goal, #source, and #reason. We aggregate #aux_obj, #goal, #source, and #reason into one dimension, labeled as #other.

Dataset. The P1- pairs of the STS-B dataset, whose sentences differ at only one dimension, are selected. Compared to the black-box nature of embedding models, PropNet significantly facilitates this selection process by simply checking if the corresponding element of difference vector is 2. For example, "A man is speaking" and "A man is cooking" is a valid pair for the #action dimension, since the difference vector has a value 2 at #action and 0 at all other positions. Only pairs from main-captions and main-news are used, since main-forums contains too few samples. In total, 133 valid pairs are collected for analysis. All pairs and their distribution are detailed in Appendix C.3.1.

Evaluation Metrics. The mean values of the ground-truth scores of the selected pairs within each dimension are calculated to reflect the human cognitive weight assigned to sentence similarity across the five dimensions. Additionally, the standard deviations of each dimension are provided to measure the cognitive deviations within a single dimension.

Results. In Figure 5 (a), for main-captions, the mean values of #action, #subject and #object are around 1.5, which are lower than those of #where and #other (around 2.5), with statistical significance at the 0.05 level. This indicates that disparities in #action, #subject or #object make the two sentences seem more differ-

ent than the disparities in other two dimensions. For main-news, all dimensions have similar weights on difference perception, with no statistical significance.

Another discovery is that pairs with disparity within the dimension #action, #subject, or #object in both genres have ground scores below 2.5, which is the cut-off score for “not equivalent” and “roughly equivalent”. This implies that a difference in any of these three dimensions is a sufficient condition for the non-equivalence of two propositions in human perception of caption or news sentence similarity. The ground score rules are provided in Appendix C.3.3. Research regarding more complex sentence pairs, such as P2, is deferred to future work.

Figure 5 (b) illustrates the differences in standard deviation for manual scoring. No statistically significant human cognitive deviation is observed within any single dimension at the 0.05 level. Overall, main-captions exhibits a standard deviation of approximately 0.8. For main-news, the notable difference between #action and #other presented in the figure is only statistically significant at the 0.1 level. Future work aims to collect more samples to reevaluate cognitive deviations within individual dimensions. All hypothesis testing results are supplied in Appendix C.3.2.

5 Discussion

Multimodal Foundation. Instance nodes are necessary not only to process language, but also to empower PropNet with the potential to function as the backbone of understanding human’s vision and control. Imagine this: you see an apple on the table and stretch out your arm to pick it up. An instance node corresponding to this apple makes it possible

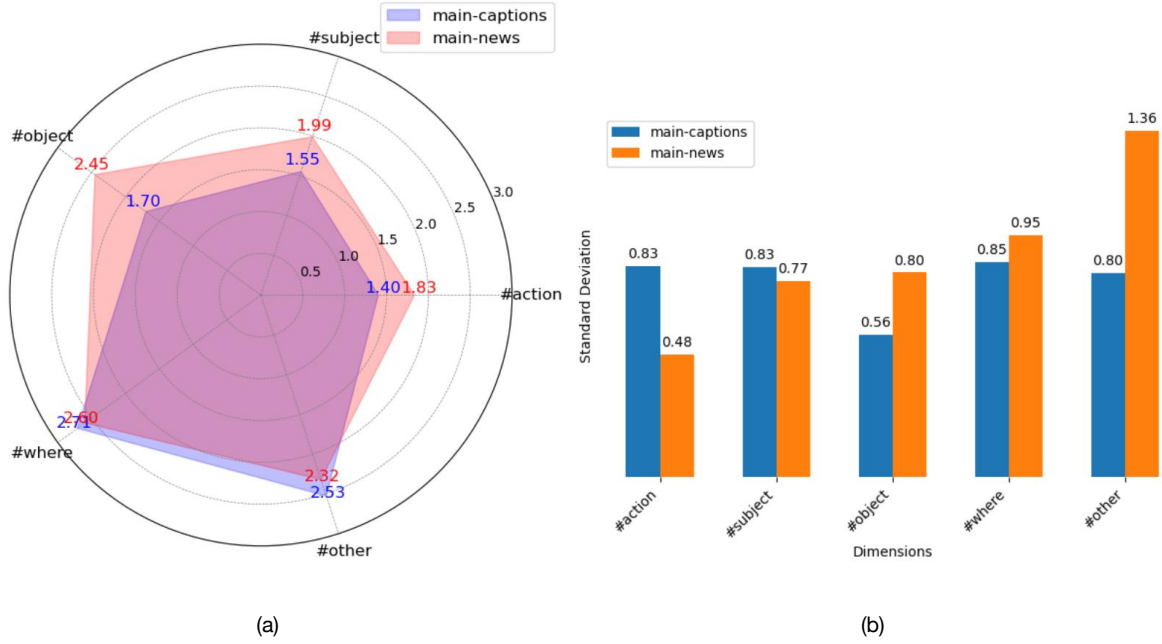


Figure 5: (a) Mean Ground Scores. For main-captions, disparities in #action, #subject or #object tend to make the two sentences appear more dissimilar than #where and #other. Additionally, a difference in #action, #subject or #object is a sufficient condition for the non-equivalence of two propositions in human perception of sentence similarity. (b) Standard Deviation.

to aggregate shape, color and name information together, distinguish this apple from other apples on the table, and also possible to track this apple and compute its relative positions to other objects when it is picked up.

Text Generation. If PropNet can represent an image or a video, the rules used in the splitting and parsing phases can be reversed to generate a meaningful sentence. For instance, given the subject "apple", the action "fall", and the action source "tree" perceived from an image or a video, PropNet can generate the sentence "apple fall from tree". This represents a novel approach to generate text, fundamentally distinct from the current mainstream multimodal large language models. It is completely transparent and is likely to be closer to the way humans generate language.

Long Text Understanding. Although in this work we mainly discuss the representation of a single sentence, it is possible to extend this method to a discourse or a conversation. Instance nodes enable PropNet to have potentials in addressing coreference resolution and representing contextual information effectively. Minor changes to current merging strategies can meet the need for linking the representations of each sentence into a unified network. This will provide novel perspectives for the research of long-text understanding in a white-

box and human-like manner.

Cognitive Process Analysis. With the emergence of deep learning algorithms, the past decade has witnessed the generation of massive amounts of manually labeled data for training models. Therefore, cognitive processes underlying how humans label input data according to specific instructions, are recorded in these vast datasets. White-box and human-like approaches have the potential to illuminate the cognitive processes, which is exemplified by Section 4.3. It can significantly contribute to a deeper understanding of humanity, such as our behaviors, mentality, and intelligence.

6 Limitation

PropNet would fail to represent if there are errors from spaCy part-of-speech tagging and dependency parsing results. For instance, in the sentence "Blizzard wallops US Northeast, closes road", the subject of "close" is identified as "wallop".

7 Conclusion

In this paper, we have proposed a novel sentence representation network called PropNet. It can represent a complex sentence by a hierarchical network with interpretable and transparent structure. Through case analysis, several feasible optimiza-

tion directions are identified to narrow the gap with SOTA models in STS tasks. PropNet paves the way for analyzing and understanding the human cognitive processes underlying STS benchmarks.

References

- [1] Eneko Agirre, Carmen Banea, Claire Cardie, Daniel Matthew Cer, Mona T. Diab, Aitor Gonzalez-Agirre, Weiwei Guo, Iñigo Lopez-Gazpio, Montse Maritxalar, Rada Mihalcea, German Rigau, Larraitz Uria, and Janyce Wiebe. Semeval-2015 task 2: Semantic textual similarity, english, spanish and pilot on interpretability. In *International Workshop on Semantic Evaluation*, 2015.
- [2] Eneko Agirre, Carmen Banea, Claire Cardie, Daniel Matthew Cer, Mona T. Diab, Aitor Gonzalez-Agirre, Weiwei Guo, Rada Mihalcea, German Rigau, and Janyce Wiebe. Semeval-2014 task 10: Multilingual semantic textual similarity. In *International Workshop on Semantic Evaluation*, 2014.
- [3] Eneko Agirre, Carmen Banea, Daniel Matthew Cer, Mona T. Diab, Aitor Gonzalez-Agirre, Rada Mihalcea, German Rigau, and Janyce Wiebe. Semeval-2016 task 1: Semantic textual similarity, monolingual and cross-lingual evaluation. In *International Workshop on Semantic Evaluation*, 2016.
- [4] Eneko Agirre, Daniel Matthew Cer, Mona T. Diab, and Aitor Gonzalez-Agirre. Semeval-2012 task 6: A pilot on semantic textual similarity. In *International Workshop on Semantic Evaluation*, 2012.
- [5] Eneko Agirre, Daniel Matthew Cer, Mona T. Diab, Aitor Gonzalez-Agirre, and Weiwei Guo. *sem 2013 shared task: Semantic textual similarity. In *International Workshop on Semantic Evaluation*, 2013.
- [6] Joseph W. Alba and Lynn Hasher. Is memory schematic? *Psychological Bulletin*, 93(2):203–231, 1983.
- [7] John R. Anderson. Retrieval of propositional information from long-term memory. *Cognitive Psychology*, 6:451–474, 1974.
- [8] Yonatan Belinkov and James R. Glass. Analysis methods in neural language processing: A survey. In *NAACL-HLT (1)*, pages 3348–3354, 2019.
- [9] Emily M. Bender, Timnit Gebru, Angelina Mcmillan-Major, and Shmargaret Shmitchell. On the dangers of stochastic parrots: Can language models be too big? In *Proceedings of the 2021 ACM Conference on Fairness, Accountability, and Transparency*, 2021.
- [10] Piotr Bojanowski, Edouard Grave, Armand Joulin, and Tomas Mikolov. Enriching word vectors with subword information. *arXiv preprint arXiv:1607.04606*, 2016.
- [11] Tolga Bolukbasi, Kai-Wei Chang, James Y. Zou, Venkatesh Saligrama, and Adam Tauman Kalai. Man is to computer programmer as woman is to homemaker? debiasing word embeddings. In *NIPS*, pages 4349–4357, 2016.
- [12] L. Breiman, Jerome H. Friedman, Richard A. Olshen, and C. J. Stone. Classification and regression trees. *Biometrics*, 40:874, 1984.
- [13] Marc-Étienne Brunet, Colleen Alkalay-Houlihan, Ashton Anderson, and Richard S. Zemel. Understanding the origins of bias in word embeddings. *CoRR*, 2018.
- [14] Aylin Caliskan, Joanna J. Bryson, and Arvind Narayanan. Semantics derived automatically from language corpora contain human-like biases. *Science*, 356(6334):183–186, April 2017.
- [15] David Caplan and Gloria S. Waters. Verbal working memory and sentence comprehension. *Behavioral and Brain Sciences*, 22(01):95–126, 1999.
- [16] Daniel Matthew Cer, Mona T. Diab, Eneko Agirre, Iñigo Lopez-Gazpio, and Lucia Specia. Semeval-2017 task 1: Semantic textual similarity multilingual and crosslingual focused evaluation. In *International Workshop on Semantic Evaluation*, 2017.
- [17] Daniel Matthew Cer, Yinfei Yang, Sheng yi Kong, Nan Hua, Nicole Limtiaco, Rhomni St. John, Noah Constant, Mario Guajardo-Cespedes, Steve Yuan, Chris Tar, Brian Strope, and Ray Kurzweil. Universal sentence encoder for english. In *Conference on Empirical Methods in Natural Language Processing*, 2018.
- [18] Allan M. Collins and M. Ross Quillian. Retrieval time from semantic memory. *Journal of Verbal Learning and Verbal Behavior*, 8:240–248, 1969.
- [19] Alexis Conneau, Douwe Kiela, Holger Schwenk, Loic Barrault, and Antoine Bordes. Supervised learning of universal sentence representations from natural language inference data. In *Conference on Empirical Methods in Natural Language Processing*, 2017.
- [20] Jacob Devlin, Ming-Wei Chang, Kenton Lee, and Kristina Toutanova. Bert: Pre-training of deep bidirectional transformers for language understanding. *arXiv preprint arXiv:1810.04805*, 2018.
- [21] K. Anders Ericsson and Walter Kintsch. Long-term working memory. *Psychological Review*, 102(2):211–245, 1995.
- [22] Tianyu Gao, Xingcheng Yao, and Danqi Chen. Simcse: Simple contrastive learning of sentence embeddings. *ArXiv*, abs/2104.08821, 2021.
- [23] Gerald Gazdar. Generalized phrase structure grammar. *Philosophical Review*, 13(2):131–186, 1985.
- [24] Edward Gibson. Linguistic complexity: locality of syntactic dependencies. *Cognition*, 68(1):1–76, 1998.

- [25] Michael Gira, Ruisu Zhang, and Kangwook Lee. Debiasing pre-trained language models via efficient fine-tuning. In *Proceedings of the Second Workshop on Language Technology for Equality, Diversity and Inclusion*, pages 59–69, 2022.
- [26] Hila Gonen and Yoav Goldberg. Lipstick on a pig: Debiasing methods cover up systematic gender biases in word embeddings but do not remove them. In *Proceedings of the 2019 Conference of the North American Chapter of the Association for Computational Linguistics: Human Language Technologies, Volume 1 (Long and Short Papers)*, pages 609–614, 2019.
- [27] Zellig Harris. Distributional structure. *Word*, 10(2-3):146–162, 1954.
- [28] David G Hays. Dependency theory: A formalism and some observations. *Language*, 40:511–525, 1964.
- [29] Gregory Hickok and David Poeppel. The cortical organization of speech processing. *Nature reviews Neuroscience*, 8(5):393–402, 2007.
- [30] Sarthak Jain, Edward Banner, Jan-Willem van de Meent, Iain James Marshall, and Byron C. Wallace. Learning disentangled representations of texts with application to biomedical abstracts. In *EMNLP*, pages 4683–4693, 2018.
- [31] William W. Graves Jeffrey R. Binder, Rutvik H. Desai and Lisa L. Conant. Where is the semantic system? a critical review and meta-analysis of 120 functional neuroimaging studies. *Cerebral Cortex*, 19(12):2767–2796, 2009.
- [32] Karen Spärck Jones. A statistical interpretation of term specificity and its application in retrieval. *Journal of Documentation*, 28(1), 1972.
- [33] Aravind K. Joshi, Leora S. Levy, and Masako Takahashi. Tree adjunct grammars. *Journal of Computer and System Sciences*, 10(1):136–163, 1975.
- [34] Armand Joulin, Edouard Grave, Piotr Bojanowski, Matthijs Douze, H  rve J  gou, and Tomas Mikolov. Fasttext.zip: Compressing text classification models, 2016.
- [35] Armand Joulin, Edouard Grave, Piotr Bojanowski, and Tomas Mikolov. Bag of tricks for efficient text classification, 2016.
- [36] S. M. Katz. Estimation of probabilities from sparse data for hte language model component of a speech recognizer. *IEEE Transactions on Acoustics, Speech, and Signal Processing (ASSP)*, 35:400–401, 1987.
- [37] Walter Kintsch. The representation of meaning in memory. 1974.
- [38] Walter Kintsch and Teun A. van Dijk. Toward a model of text comprehension and production. *Psychological Review*, 85:363–394, 1978.
- [39] Xianming Li and Jing Li. Aoe: Angle-optimized embeddings for semantic textual similarity. In *Annual Meeting of the Association for Computational Linguistics*, 2024.
- [40] Keng-Te Liao, Cheng-Syuan Lee, Zhong-Yu Huang, and Shou de Lin. Explaining word embeddings via disentangled representation. In *Proceedings of the 2nd Conference of the Asia-Pacific Chapter of the Association for Computational Linguistics and the 11th International Joint Conference on Natural Language Processing*, pages 720–725, 2020.
- [41] Marco Marelli, Stefano Menini, Marco Baroni, Luisa Bentivogli, Raffaella Bernardi, and Roberto Zamparelli. A sick cure for the evaluation of compositional distributional semantic models. In *International Conference on Language Resources and Evaluation*, 2014.
- [42] Tomas Mikolov, Kai Chen, Greg Corrado, and Jeffrey Dean. Efficient estimation of word representations in vector space, 2013. cite arxiv:1301.3781.
- [43] George A Miller. Wordnet: a lexical database for english. *Communications of the ACM*, 38(11):39–41, 1995.
- [44] Moin Nadeem, Anna Bethke, and Siva Reddy. Stereoset: Measuring stereotypical bias in pretrained language models. In *Proceedings of the 59th Annual Meeting of the Association for Computational Linguistics and the 11th International Joint Conference on Natural Language Processing (Volume 1: Long Papers)*, pages 5356–5371, 2021.
- [45] Jeffrey Pennington, Richard Socher, and Christopher Manning. Glove: Global vectors for word representation. In *Conference on Empirical Methods in Natural Language Processing*, 2014.
- [46] Ethan Perez, Saffron Huang, H. Francis Song, Trevor Cai, Roman Ring, John Aslanides, Amelia Glaese, Nat McAleese, and Geoffrey Irving. Red teaming language models with language models. In *EMNLP*, pages 3419–3448, 2022.
- [47] Nils Reimers and Iryna Gurevych. Sentence-bert: Sentence embeddings using siamese bert-networks. In *Conference on Empirical Methods in Natural Language Processing*, 2019.
- [48] Marco Tulio Ribeiro, Sameer Singh, and Carlos Guestrin. "why should i trust you?": Explaining the predictions of any classifier. pages 97–101, 2016.
- [49] Marco T  lio Ribeiro, Tongshuang Wu, Carlos Guestrin, and Sameer Singh. Beyond accuracy: Behavioral testing of nlp models with checklist. In *ACL*, pages 4902–4912, 2020.
- [50] G. Salton. Automatic information organization and retrieval. *McGraw Hill Text*, 1968.
- [51] Mark Steedman. Combinatory grammars and parasitic gaps. *Natural Language and Linguistic Theory*, 5:403–439, 1987.

- [52] Fei Yang. Automatic extraction of relationships among motivations, emotions and actions from natural language texts. *ArXiv*, abs/2408.00966, 2024.
- [53] Fei Yang. Recognition of mental and physical adjectives in an efficient and automatic style. In *2024 6th International Conference on Natural Language Processing (ICNLP)*, pages 67–73, 2024.

A PropNet Construction

A.1 Cases

Figure 6 shows the PropNet representation of a sentence with three propositions. The instance nodes pointing to `_unknown` are all omitted, as well as their evolutionary nodes, in order to provide a clean view. From this representation, we can form a picture of what happens in our mind.

A more complex sentence with five propositions is presented in Figure 7. Its splitting and merging processes are explained in Figure 2. Notably, the subject of the last proposition is incorrect. The correct result should be “man takes it out on the water”. A more robust strategy of subject identification in the splitting phase will be added in future work.

A.2 Relative Clause

As a relative clause is more complex than other types of clauses, additional rules are proposed to address its splitting and merging. Currently, only relative pronouns *that*, *which*, *who* and relative adverbs *when*, *where* are considered for a Prop2 sentence with a relative clause. Table 7 shows the splitting and merging rules with examples. The merging results of these examples are shown in Figure 8, Figure 9 and Figure 10, respectively. It should be noted that the action stamp nodes of main proposition and subordinate proposition are linked by the evolutionary node `#time_same`. This merging rule is not included in the table.

A.3 Parsing

This section provides a detailed explanation of the primary parsing rules. For Action, Subject, Object, Attribute and Part_of, the parsing primarily relies on `token.dep_` and `token.pos_`. For Where, Auxiliary_Object, Goal, Reason and Source, the parsing system depends on detecting and classifying token’s prepositions. The classification is based on the definitions of prepositions from the Merriam-Webster Dictionary. We acknowledge that current classification remains coarse and occasionally inaccurate. For example, in “shoot at an elephant”, “elephant” is classified as Where. However, this Where should be interpreted as the action goal in conjunction with the meaning of “shoot”. This issue can be addressed by adding more evolutionary nodes. Additionally, the temporal attributes of an action, such as its timing, are temporarily assigned to Where. More sophisticated space-time

modules are planned for development in future research.

The complete list of preposition categories is as follows:

- Where: “on”, “in”, “inside”, “through”, “over”, “around”, “down”, “at”, “near”, “along”, “outside”, “past”, “across”, “during”, “after”, “before”, “while”, “whilst”, “off”, “amid”, “behind”.
- Auxiliary_Object: “with”, “by”, “about”, “like”, “as”.
- Goal: “into”, “to”, “onto”, “towards”, “against”
- Reason: “for”, “due”.
- Source: “from”.

B Comparing Two Sentences

B.1 Comparison Dimensions

Table 8 explains the comparison dimensions to compute a difference vector given two sentence representations. Be aware that since instance nodes themselves have no meanings, what are really compared are the corresponding developmental nodes.

B.2 Similarity between Two Words

Given two words, we use Doubao ⁶ to compute a similarity score ranging from 0 to 1. Doubao has an extremely low inference cost, while offering top-tier inference performance and an easy-to-use API for calling. The quality of the output scores are validated by manual inspection during development. Since this task is straightforward, other LLM models like ChatGPT or Llama should work as well.

For a verb pair, its prompt is "From physical action perspective, return similarity score (0~1) between two verbs: {word_text1} and {word_text2}. Only return the score".

For other pairs, its prompt is "From semantic perspective, return similarity score (0~1) between two words: {word_text1} and {word_text2}. Only return the score".

B.3 Dimensional Similarity Code

Given a comparison dimension, it’s common that both sentences have only one developmental node.

⁶<https://team.doubao.com/en/direction/llm>

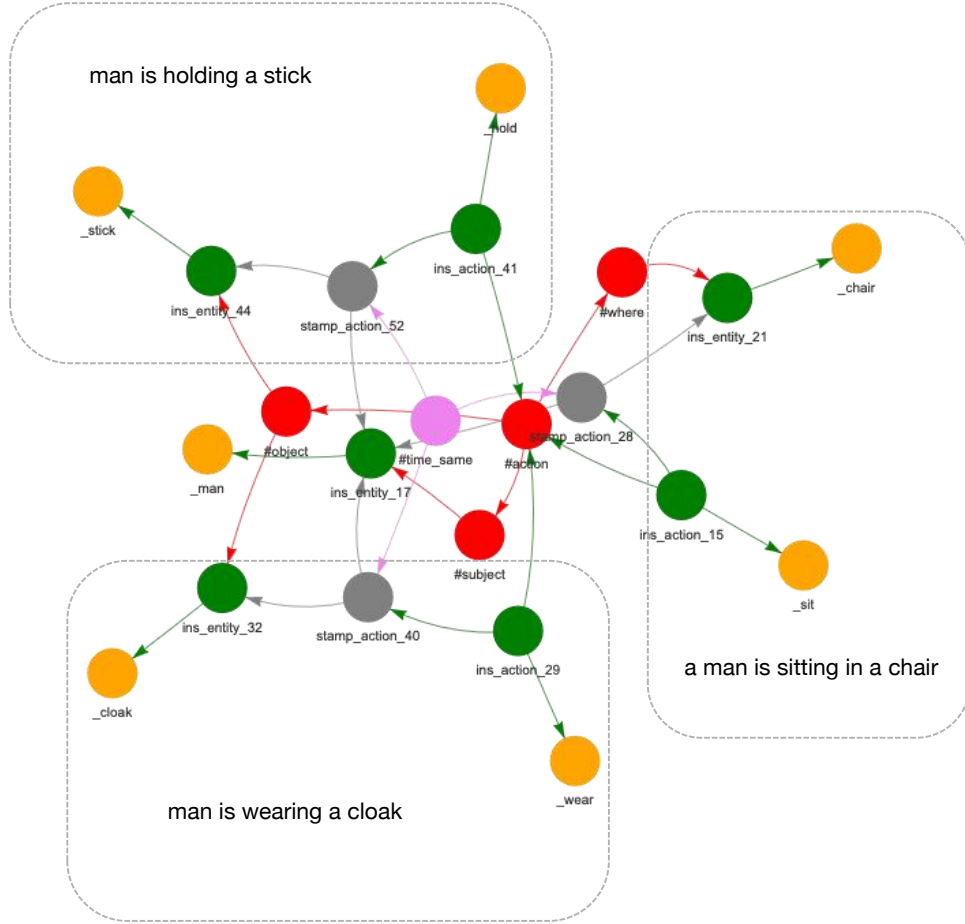


Figure 6: PropNet for “A man is sitting in a chair wearing a cloak and holding a stick.” It merges the representations of three propositions: “a man is sitting in a chair”, “man be wearing a cloak”, and “man be holding a stick”, each enclosed by separate grey frames.

For example, considering this pair "I like orange" and "she hates apple", #action is "like" and "hates", #action|#subject is "I" and "she", and #action|#object is "orange" and "apple". But exceptions do exist that the developmental nodes might be more than one. For instance, in the representation of "I like orange and apple", #action|#object has two developmental nodes `_orange` and `_apple`.

We define Dimensional Similarity Code (DSC) as an indicator for assessing similarity between two sentence representations under a specific comparison dimension. Three scenarios are considered: (1) comparing two words, (2) comparing a single word with a group of words, and (3) comparing two groups of words. The DSC codes and their corresponding computing rules are explained in Table 9.

Given two words, a code of 0 means two words are completely or almost the same. A code of 1 means they are similar, sharing some important

details. Note that when we compare "unknown" with one single word or a group of words, they are regarded as similar. For example, in the comparison of "I cut an onion with a knife" and "I cut an onion", the dimension #action|#aux_obj has "knife" for the first sentence and "unknown" for the second sentence, and this comparison receives a code of 1. A code of 2 means the two words are completely different. We manually check word pair cases along with their LLM scores to determine proper thresholds, best matching the DSC code standard. If LLM similarity score is no less than 0.7, a code of 0 is assigned. If LLM similarity score is less than 0.2, a code of 2 is assigned. Otherwise, a code of 1 is assigned.

When comparing one single word with a group of words, or two groups of words of different lengths, we label this scenario as "different length" with a code of 4. An exception occurs when the single word is "unknown", in which case it receives a code of 1. Further refinement of similarity dis-

Table 7: Splitting and Merging Rules for a Prop2 Sentence with a Relative Clause.

Type	Splitting Rule	Merging Rule	Example
Relative Pronouns	If $t.lemma_in$ (that , which , who) and $t.dep_in$ (nsubj , dobj), replace t by the antecedent in subordinate proposition.	Merge the two instance nodes of antecedent.	The book that I borrowed from the library is interesting. -> (the book is interesting, I borrowed book from the library) [Merge instance nodes of book .]
Relative Adverbs	If $t.lemma_in$ (when , where) and $t.dep_in$ (advmod), keep t in subordinate proposition.	Link instance node of antecedent to action stamp node of subordinate proposition.	I like the place where I live in the street. -> (I like the place , where I live in the street) [Link instance node of place to action stamp node invoked by live]
No Relatives	No processing in subordinate proposition.	Link instance node of antecedent to action stamp node of subordinate proposition.	The book I borrowed from the library is interesting. -> (the book is interesting, I borrowed from the library) [Link instance node of book to action stamp node invoked by borrowed]

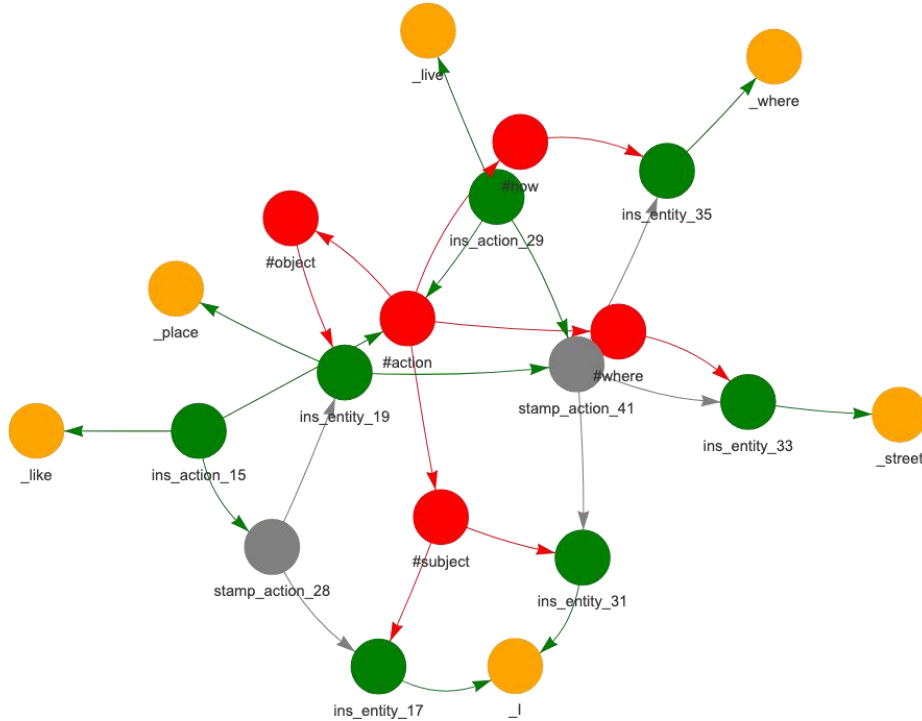


Figure 9: A relative adverb example “I like the place where I live in the street.” It is split into two propositions: “I like the place”, “where I live in the street”. The instance node of **place**, `ins_entity_19`, is linked to the action stamp node `stamp_action_41`, invoked by **live**.

crimination, incorporating semantic analysis, is left for future work.

Given two groups of words with equal length greater than 2, we label this situation as "long and equal length" and assign it a code of 3. More refined similarity discrimination, combined with semantics, is deferred to future work.

Finally, given two groups of words with an equal length 2, we consider a binary group similarity score which is calculated by the following steps:

- (1) Initialize score as 0.
- (2) Directly calculate the intersection between two groups of words and obtain the length of the intersection.
- (3) Add the length of the intersection to the score variable.
- (4) Remove the intersecting parts from each word group.

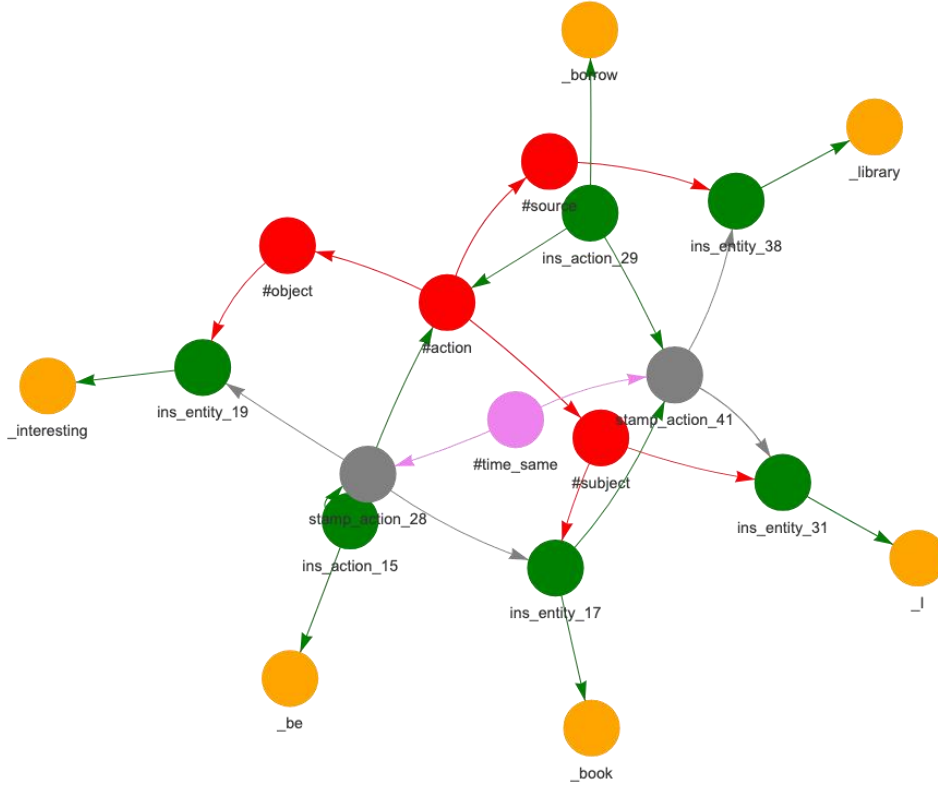


Figure 10: A no-relative example “The book I borrowed from the library is interesting.” It is split into two propositions: “the book is interesting”, “I borrowed from the library”. The instance node of **book**, ins_entity_17, is linked to the action stamp node stamp_action_41, invoked by **borrow**.

- (5) If each group contains only one remaining word, calculate the similarity score between these two words and add it to score. Otherwise do nothing.
- (6) Divide score by 2 to obtain the binary group similarity score.

This process is exemplified step by step by comparing ["apple", "banana"] and ["apple", "orange"] as follows:

- (1) Initialize score as 0.
- (2) Intersection is ["apple"] and its length is 1.
- (3) $\text{score} = 1 + \text{score}$. Now score is 1.
- (4) Remove "apple" from both groups. Now they become ["banana"] and ["orange"].
- (5) Since each group has only one word left, LLM is used to calculate the similarity score which outputs a 0.2. Now score is 1.2.
- (6) Binary group similarity score = $\text{score} / 2 = 0.6$

As the final score lies between 0.2 and 0.7, a DSC code 1 (similar) is assigned for this binary-word groups comparison.

C Experiments

C.1 CART Training Details for STS Tasks

For the STS-B dataset, we tune only one parameter for CART training, the minimum number of samples at a leaf node (short as min_samples_leaf), on its train.jsonl (5749 samples) and validation.jsonl (1500 samples). The default values are adopted for other CART parameters, since finetuning models for higher Spearman’s score is not a key point in our work. What we place high weight on, is finding the weaknesses of PropNet and its optimization directions in future research.

The SICK-R dataset contains a field named SemEval_set, indicating the train/dev/test split. We use the training split (4439 samples) and dev split (495 samples) for tuning min_samples_leaf.

CART Training is supported by the Scikit-Learn APIs, whose version is 1.6.0.

C.2 Genres

STS-B dataset has a field genre with three values, which are explained as follows:

- **main-captions:** image/video description, focusing on the main action or event in a video or an image. For example, "A woman is spreading mustard on a bread roll." The words have strong relations with physical concepts, as defined in [53].
- **main-news:** news, for instance, "Stones add second Hyde Park concert". The words have strong relations with social concepts.
- **main-forums:** forum question or answer, for instance, "This is a part answer to your question". The words appearing in such a sentence are mainly mental, as introduced in [53].

Based on the action types introduced in [52], a proposition of main-captions, main-news and main-forums correspond to physical, mental and social types, respectively.

C.3 Cognitive Differences in STS Tasks

C.3.1 Experimental Samples

Due to insufficient pairs for #aux_obj, #goal, #source, and #reason, these four dimensions are aggregated into one, labeled as #other. Valid pairs from STS 2012-2016 are added for the #other dimension. The experiment's results are not affected by this supplement, since the scoring criteria remain consistent across STS 2012-2016 and STS-B datasets.

All pair examples selected for main-captions and main-news in this experiment are listed in Table 16 and Table 17 respectively. Pair distributions, ground score means and standard deviations for main-captions and main-news are listed in Table 10 and Table 11 respectively.

Dimension	Count	Proportion (%)	Mean	STD
#action	24	27.91	1.40	0.83
#subject	12	13.95	1.55	0.83
#object	25	29.07	1.70	0.56
#where	21	24.42	2.71	0.85
#other	4	4.65	2.53	0.80

Table 10: Pair statistics for main-captions. The total number of pairs is 86.

Dimension	Count	Proportion (%)	Mean	STD
#action	6	12.77	1.83	0.48
#subject	10	21.28	1.99	0.77
#object	12	25.53	2.45	0.80
#where	9	19.15	2.60	0.95
#other	10	21.28	2.32	1.36

Table 11: Pair statistics for main-news. The total number of pairs is 47.

C.3.2 Statistical Testing

Mann-Whitney U Test is performed to detect the statistical difference in ground score means between any two dimensions, as the ground scores are not normally distributed for all dimensions using Shapiro-Wilk Test. The significance level is set to 0.05. Results for main-captions are reported in Table 12, indicating #action, #subject and #object are significantly different from #where and #other. Although #subject and #other do not reach the significance level of 0.05, they are close to the significance level of 0.1. The situation for #object and #other is also similar. Results for main-news are reported in Table 13, revealing that there is no statistical significance.

The Levene's Test is conducted to assess the statistical difference in the ground score standard deviations between all pairs of dimensions. The significance level is set to 0.05. The results for main-captions and main-news are reported in Table 14 and Table 15, respectively. We do not find any statistically significant differences.

C.3.3 Ground Score Rules

The ground score rules for STS-B and STS 2012-2016 are provided below, following the original papers [16; 5].

- **Score 5:** The two sentences are completely equivalent, as they mean the same thing.
- **Score 4:** The two sentences are mostly equivalent, but some unimportant details differ.
- **Score 3:** The two sentences are roughly equivalent, but some important information differs/missing.
- **Score 2:** The two sentences are not equivalent, but share some details.

- Score 1: The two sentences are not equivalent, but are on the same topic.
- Score 0: The two sentences are completely dissimilar.

Dimension	Explanation
#action	Find and compare all the instance nodes that represent actions.
#action #subject	Find and compare all the instance nodes that represent the subject of an action.
#action #subject #attr	Find and compare all the instance nodes that belong to attributes of an entity or concept that serves as the subject of the action.
#action #subject #part_of	Find and compare all the instance nodes that represent parts of an entity or concept that serves as the subject of the action.
#action #subject #where	Find and compare all the instance nodes that represent the location of the subject of the action.
#action #object	Find and compare all the instance nodes that represent the object of an action.
#action #object #attr	Find and compare all the instance nodes that belong to attributes of an entity or concept that serves as the object of the action.
#action #object #part_of	Find and compare all the instance nodes that represent parts of an entity or concept that serves as the object of the action.
#action #object #where	Find and compare all the instance nodes that represent the location of the object of the action.
#action #aux_obj	Find and compare all the instance nodes that represent auxiliary objects of an action.
#action #aux_obj #attr	Find and compare all the instance nodes that belong to attributes of an entity or concept that serves as the auxiliary object of the action.
#action #aux_obj #part_of	Find and compare all the instance nodes that represent parts of an entity or concept that serves as the auxiliary object of the action.
#action #where	Find and compare all the instance nodes that represent the location of the action.
#action #where #attr	Find and compare all the instance nodes that belong to attributes of the location of the action.
#action #where #part_of	Find and compare all the instance nodes that represent parts of the location of the action.
#action #goal	Find and compare all the instance nodes that represent the goal of the action.
#action #goal #attr	Find and compare all the instance nodes that belong to attributes of the goal of the action.
#action #goal #part_of	Find and compare all the instance nodes that represent parts of the goal of the action.
#action #source	Find and compare all the instance nodes that represent the source of the action.
#action #source #attr	Find and compare all the instance nodes that belong to attributes of the source of the action.
#action #source #part_of	Find and compare all the instance nodes that represent parts of the source of the action.
#action #reason	Find and compare all the instance nodes that represent the reason for the action.
#action #reason #attr	Find and compare all the instance nodes that belong to attributes of the reason for the action.
#action #reason #part_of	Find and compare all the instance nodes that represent parts of the reason for the action.

Table 8: Comparison Dimensions for Computing A Difference Vector.

Code	Meaning	Calculation Rules	Examples
0	Completely or Almost the Same	(1) Two words have the same text; (2) LLM similarity score ≥ 0.7 ; (3) binary group similarity score ≥ 0.7	(1) "guitar" vs "guitar"; (2) "cat" vs "kitten" (3) ["red", "cat"] vs ["pink", "cat"]
1	Similar	(1) $0.2 \leq \text{LLM similarity score} < 0.7$; (2) One side is "unknown"; (3) $0.2 \leq \text{binary group similarity score} < 0.7$	(1) "guitar" vs "piano"; (2) "guitar" vs "unknown"; "unknown" vs ["guitar", "piano"] (3) ["short", "man"] vs ["tall", "man"]
2	Different	(1) LLM similarity score < 0.2 (2) binary group similarity score < 0.2	(1) "tall" vs "short" (2) ["short", "man"] vs ["big", "cat"]
3	Long and Equal Length	Two group words with equal length which is greater than 2.	["violin", "guitar", "piano"] vs ["car", "bus", "truck"]
4	Different Length	(1) Single word and a group of words; (2) Two group words with different length.	(1) "guitar" vs ["violin", "piano"] (2) ["guitar", "piano"] vs ["car", "bus", "truck"]

Table 9: Dimensional Similarity Code.

Dimension1	Dimension2	U-statistic	P-value	Statistical Significance (0.05)
#action	#subject	121.5	0.4595	No
#action	#object	217.5	0.1000	No
#action	#where	73.0	0.0000	Yes
#action	#other	16.5	0.0413	Yes
#subject	#object	126.5	0.4545	No
#subject	#where	47.0	0.0032	Yes
#subject	#other	10.5	0.1141	No
#object	#where	84.5	0.0001	Yes
#object	#other	21.5	0.0752	No
#where	#other	48.0	0.6815	No

Table 12: Results of the Mann-Whitney U Test for comparing main-captions dimensions.

Dimension1	Dimension2	U-statistic	P-value	Statistical Significance (0.05)
#action	#subject	23.5	0.5114	No
#action	#object	20.5	0.1570	No
#action	#where	14.0	0.1368	No
#action	#other	19.0	0.2526	No
#subject	#object	43.0	0.2747	No
#subject	#where	31.0	0.2682	No
#subject	#other	36.0	0.3049	No
#object	#where	49.5	0.7755	No
#object	#other	58.5	0.9472	No
#where	#other	47.5	0.8698	No

Table 13: Results of the Mann-Whitney U Test for comparing main-news dimensions.

Dimension1	Dimension2	Statistic	P-value	Statistical Significance (0.05)
#action	#subject	0.0	0.9566	No
#action	#object	1.5	0.2269	No
#action	#where	0.0	0.9599	No
#action	#other	0.0	0.9543	No
#subject	#object	1.5	0.2234	No
#subject	#where	0.0	0.9935	No
#subject	#other	0.0	0.9291	No
#object	#where	1.4	0.2443	No
#object	#other	0.6	0.4614	No
#where	#other	0.0	0.9378	No

Table 14: Results of the Levene's Test for comparing main-captions dimensions.

Dimension1	Dimension2	Statistic	P-value	Statistical Significance (0.05)
#action	#subject	2.0	0.1793	No
#action	#object	3.1	0.0986	No
#action	#where	3.4	0.0868	No
#action	#other	3.2	0.0967	No
#subject	#object	0.1	0.7885	No
#subject	#where	0.7	0.4097	No
#subject	#other	1.6	0.2186	No
#object	#where	0.5	0.5006	No
#object	#other	1.5	0.2343	No
#where	#other	0.4	0.5562	No

Table 15: Results of the Levene's Test for comparing main-news dimensions.

Table 16: Sentence pair examples in main-captions with only one different dimension.

Dimension	Sentence1	Sentence2	Ground Score	Data Source
#action	A man is cycling	A man is talking	0.6	STS-B
#action	A man is speaking	A man is cooking	0.8	STS-B
#action	A man is praying	A man is dancing	0.75	STS-B
#action	A man is dancing	A man is thinking	1.2	STS-B
#action	people walk home	People waiting	1.6	STS-B
#action	A man is speaking	A man is spitting	0.636	STS-B
#action	A man is dancing	A man is singing	1.25	STS-B
#action	A man is running	A man is singing	1.25	STS-B
#action	A man is speaking	A man is dancing	1.2	STS-B
#action	A man is dancing	A man is speaking	1.2	STS-B
#action	Two dogs fighting in the snow	Two dogs standing in the snow	2.4	STS-B
#action	two dogs running in the snow	A dog laying in the snow	2.2	STS-B
#action	The people are leaving the airplane	The people are entering the plane	2.2	STS-B
#action	Two men are sitting in the room	Two men are standing in a room	3.0	STS-B
#action	A woman is writing	A woman is swimming	0.5	STS-B
#action	A man is levitating	A man is talking	0.8	STS-B
#action	A woman is slicing up some meat	A woman is breading some meat	2.25	STS-B
#action	A man is praying	A man is running	0.727	STS-B
#action	A man is singing	A man is dancing	0.5	STS-B
#action	A man is running	A man is mooing	1.0	STS-B
#action	A man is dangling a mouse near a snake	A man is feeding a mice to a snake	3.2	STS-B
#action	A animal is eating	The animal is hopping	0.4	STS-B
#action	A group of people eat at a table outside	Group of elderly people sitting around a table	2.8	STS-B

Continued on next page

Table 16 – *Continued from previous page*

Dimension	Sentence1	Sentence2	Ground Score	Data Source
#action	A man and a woman laughing	A man and a woman kiss	1.2	STS-B
#subject	The ballerina is dancing	A man is dancing	1.75	STS-B
#subject	Men are playing soccer	Two teams play soccer	3.0	STS-B
#subject	A slow lori walks around	A animal is walking around	2.8	STS-B
#subject	The lamb is looking at the camera	A cat looking at the camera	0.8	STS-B
#subject	A skateboarder jumps off the stairs	A dog jumps off the stairs	0.8	STS-B
#subject	Raccoons are eating	A man is eating	1.5	STS-B
#subject	A Woman is eating	A animal is eating	1.6	STS-B
#subject	A boy and a girl is dancing in the rain	A man and woman is dancing in the rain	2.6	STS-B
#subject	A black and white cow standing in a grassy field	A blue jay standing in a grassy field	0.6	STS-B
#subject	Old green bottle sitting on a table	Three men in suits sitting at a table	0.4	STS-B
#subject	Long - haired black dog standing in grassy field	A blue jay standing in a grassy field	1.4	STS-B
#subject	Three dogs racing on a dirt track	Cars racing on a dirt track	1.4	STS-B
#object	A woman is cutting onions	A woman is cutting tofu	1.8	STS-B
#object	A man is slicing a tomato	A man is slicing a bun	2.0	STS-B
#object	A woman is cutting tofu	A woman is cutting an onion	2.4	STS-B
#object	A woman is cutting some fish	A woman is cutting tofu	2.2	STS-B
#object	A woman is slicing ginger	A woman is cutting potatoes	1.6	STS-B
#object	A group of kids are having a jumping contest	A group of kids are having a sleepover	1.2	STS-B
#object	The dog is chasing the geese	One dog is chasing the other	1.6	STS-B
#object	A man is playing soccer	A man is playing flute	1.0	STS-B
#object	A girl is riding a horse	A girl is riding a bicycle	1.917	STS-B
#object	A man is playing a basketball	A man is playing a piano	1.4	STS-B

Continued on next page

Table 16 – *Continued from previous page*

Dimension	Sentence1	Sentence2	Ground Score	Data Source
#object	A man is playing an electronic keyboard	A man is playing a flute	1.2	STS-B
#object	A guy is playing hacky-sack	A man is playing a key - board	1.0	STS-B
#object	A woman is slicing a potato	A woman is slicing carrot	2.5	STS-B
#object	A man is cutting up a potato	A man is cutting up carrots	2.375	STS-B
#object	The gate is blue	The gate is yellow	1.6	
#object	A man is slicing a bun	A man is slicing an onion	2.4	STS-B
#object	A man is cutting up a potato	A man is cutting up carrots	2.375	STS-B
#object	A woman is peeling a potato	A woman is peeling an apple	2.0	STS-B
#object	The men are playing cricket	The men are playing basketball	2.2	STS-B
#object	A woman is doing weight exercises	A woman is doing her hair	0.5	STS-B
#object	The man is slicing a fish open	A man is slicing a potato	2.2	STS-B
#object	A woman is cutting an apple	A woman is cutting potato	1.8	STS-B
#object	A woman is cutting some flowers	A woman is cutting broccoli	1.0	STS-B
#object	A woman is cutting potatoes	A woman is slicing carrots	1.2	STS-B
#object	A woman is chopping garlic	A woman slices a fish	1.0	STS-B
#where	A yellow bird is eating fruit on a wire grate	A yellow bird eating fruit on a bird feeder	2.8	STS-B
#where	Two dogs play in the grass	Two dogs playing in the snow	2.8	STS-B
#where	A brown and white dog is running through the snow	a brown and white dog is running on the grass	2.4	STS-B
#where	Three children playing in snow	Three children playing in hay	2.4	STS-B
#where	Two dogs playing in snow	Two dogs playing in grass	2.4	STS-B
#where	A jockey riding a horse in a pen	A jockey rides a horse at a gallop	3.6	STS-B
#where	A red and white plane flying on a sunny day	Red and white plane flying through the air	4.2	STS-B
#where	Two women sitting in lawn chairs	Two women are sitting in a cafe	2.6	STS-B
#where	A white cat laying on an office chair	A white cat laying on a sheet	2.4	STS-B

Continued on next page

Table 16 – *Continued from previous page*

Dimension	Sentence1	Sentence2	Ground Score	Data Source
#where	Two girls walking in the ocean	two girls walking in the street	1.8	STS-B
#where	Three dogs are playing in the white snow	Two dogs are playing in the grass	1.6	STS-B
#where	A man and woman are driving down the street in a jeep	A man and woman are driving down the road in an open air vehicle	4.0	STS-B
#where	Two men are fighting in a cow pasture	Two men are fighting in a cattle pen	4.0	STS-B
#where	People sitting on the porch	People sitting on a couch	1.4	STS-B
#where	A white jeep parked in front of a store	A white Jeep parked on a street	3.5	STS-B
#where	The two dogs are running through the grass	Three dogs run in the snow	2.2	STS-B
#where	A dog runs through the grass	A dog runs through the snow	2.2	STS-B
#where	A black dog running in the snow	A black dog running on a beach	1.8	STS-B
#where	a man walks two dogs on leashes down the street	A man walks two dogs in the city	4.2	STS-B
#where	A dog is running in the snow	Two dogs running in the dirt	2.2	STS-B
#where	A brown dog is running through green grass	A brown dog is running through a river	2.4	STS-B
#other	The dog is running with food in his mouth	The dog is running with a yellow ball in his mouth	2.2	STS-B
#other	A baby tiger is playing with a ball	A baby is playing with a doll	1.6	STS-16
#other	A man is running with a bus	A man runs with a truck	2.5	STS-16
#other	A cat is rubbing against baby's face	a cat is rubbing against a baby	3.8	STS-12

Table 17: Sentence pair examples in main-news with only one different dimension.

Dimension	Sentence1	Sentence2	Ground Score	Data Source
#action	Saudi Arabia gets a seat at the UN Security Council	Saudi Arabia rejects seat on UN Security Council	2.8	STS-B
#action	Romney wins Florida Republican primary	Romney eyes US Republican primary endgame	1.8	STS-B
#action	Hong Kong stocks close down 0.28 %	Hong Kong stocks open 0.62 pct higher	1.6	STS-B
#action	French train derails south of Paris	French train passengers tell of crash ordeal	1.2	STS-B

Continued on next page

Table 17 – *Continued from previous page*

Dimension	Sentence1	Sentence2	Ground Score	Data Source
#action	Indian stocks open lower	Indian stocks close lower	1.8	STS-B
#action	FAA continues ban on US flights to Tel Aviv	FAA lifts ban on U.S. flights to Tel Aviv	1.8	STS-B
#subject	It has a margin of error of plus or minus 4 percentage points	That poll had 712 likely voters and sampling error of plus or minus 3.7 percentage points	2.5	STS-B
#subject	20 killed in bomb attack at Pakistani base	8 soldiers killed in bomb attack in NW Pakistan	2.0	STS-B
#subject	Pak religious body endorses underage marriage	CII endorses underage marriage	3.0	STS-B
#subject	At least 15 killed in Nigeria church attack	At least 12 killed in Nigeria church bombing	2.6	STS-B
#subject	Brooks pleads not guilty to hacking charges	Dave Lee Travis pleads not guilty to all charges	1.4	STS-B
#subject	tirana is the capital of	abuja is the capital of	1.0	STS-B
#subject	Santorum's 3 - year - old daughter hospitalized	'Kony 2012' director hospitalized	0.6	STS-B
#subject	7 killed in attacks in Iraq	27 killed in attacks across Iraq	2.0	STS-B
#subject	Six Australians killed in Laos plane crash	Dozens killed in Laos plane crash	3.0	STS-B
#subject	Philip leaves hospital after 11 days	Mandela leaves hospital after 10 days	1.8	STS-B
#object	US drone strike kills 11 in Pakistan	US drone kills 16 in Pakistan	3.2	STS-B
#object	Suicide attack kills eight in Baghdad	Suicide attacks kill 24 people in Baghdad	2.4	STS-B
#object	US drone strike 'kills 4 militants in Pakistan'	US drone strike kills 10 in Pakistan	3.8	STS-B
#object	US drone strike kills four in North Waziristan	U.S. drone strike kills 10 in northwest Pakistan: officials	1.8	STS-B
#object	Indonesian president to visit UK	Indonesian president to visit Australia	1.4	STS-B
#object	6.0-magnitude quake hits northern Italy: USGS	5.9-magnitude quake hits Sunda Strait, Indonesia: USGS	1.6	STS-B
#object	6.3-magnitude earthquake hits Taiwan	7.7-magnitude earthquake hits SW Pakistan	1.2	STS-B
#object	Roadside bombs kill 5 in Afghanistan	Roadside bomb kills 3 policemen in Afghanistan	3.4	STS-B
#object	US drone strike kills three in northwest Pakistan	US drone strike kills seven in North Waziristan	2.4	STS-B
#object	Iraq violence kills 11	Iraq violence kills seven	2.2	

Continued on next page

Table 17 – *Continued from previous page*

Dimension	Sentence1	Sentence2	Ground Score	Data Source
#object	Strong earthquake in western China kills 47 people	Strong earthquake in western China kills at least 75	3.0	STS-B
#object	Bomb attacks kill 20 in Baghdad's Christian areas	Bombs Kill 35 in Baghdad Christian Area	3.0	STS-B
#where	Pakistan blocks Twitter over anti - Islamic material	Pakistan blocks Twitter over ' blasphemy '	3.8	STS-B
#where	Shenzhen stock indices close higher Monday	Shenzhen stock indices close lower – Oct. 31	1.8	STS-B
#where	Two NATO soldiers killed in Afghanistan	NATO soldier killed in Afghan attack	4.0	STS-B
#where	NATO Soldier Killed In Afghan Attack	NATO soldier killed in S. Afghanistan	3.8	STS-B
#where	Two NATO soldiers killed in Afghanistan	NATO Soldier Killed in Afghan Blast	3.6	STS-B
#where	' Scores of bodies ' found in Syria	Eight more bodies found on ship	1.4	STS-B
#where	Musharraf arrested in Lal Masjid case	Musharraf arrested in Pakistan	3.0	STS-B
#where	Hushen 300 Index closes higher – Oct. 14	Hushen 300 Index closes lower – March 12	2.0	STS-B
#where	Seven peacekeepers killed in Sudan's Darfur	Peacekeeper killed in Abyei clash	1.6	STS-B
#where	Powerful 7.6 quake strikes off Solomons	Powerful 6.9 quake strikes off California coast	2.2	STS-B
#other	5 Things to Know About the Sochi Olympics	7 Things to Know About Ethanol	0.0	STS-B
#other	van der merwe sentenced geiges to a total of 13 years imprisonment	van der merwe suspended geiges' sentence to 5 years imprisonment	2.6	STS-B
#other	Death toll in Nigeria police attack rises to 30	Death toll in Kenya bus attack rises to six	1.4	
#other	Residents return to Texas blast site	Residents return to Fallujah	0.0	STS-B
#other	China yuan strengthens to 6.2689 against USD	China yuan strengthens to new high against USD	3.0	STS-B
#other	Death toll from Philippine earthquake rises to 185	Death toll from Philippines quake rises to 144	3.6	STS-B
#other	Stars pay tribute to Cory Monteith	Stars pay tribute to James Garner	2.2	STS-B
#other	Death toll from Egypt protests rises to 49	Death toll from Egypt violence rises to 638	3.2	STS-B
#other	Newark mayor saves neighbor from fire	Newark mayor rescues neighbor from burning house	4.2	STS-B
#other	10 Things to Know for Wednesday	10 Things to Know for Today	3.0	STS-B