
Fenchel-Young Variational Inference

Sophia Sklaviadis*
ssklaviadis@gmail.com

Andre Martins*

Mario Figueiredo*

Abstract

Bayesian learning and inference seek distributions of the unknowns—parameters and/or latent variables—that balance empirical risk and regularization. In both standard and variational Bayesian inference, this disagreement is measured by the Kullback-Leibler divergence (KLD). We present Fenchel-Young variational inference (FYVI), which broadens previous formulations by replacing the KLD with a Fenchel-Young (FY) regularizer. We focus on a class of FY losses based on Tsallis entropies that contains the standard KLD as a particular case, and which allows us to obtain generalized variational posterior distributions with support strictly smaller than that of the prior. FYVI includes new generalized notions of free energy, evidence, and posterior. We derive alternating minimization and gradient backpropagation algorithms to approximate the generalized FY posterior. Our FY expectation-maximization algorithm and FY latent variable models can be seen as generalized variants of classical algorithms and models. The proposed methods are empirically competitive, outperforming established counterparts in controlled experiments, in which directly modeling limited support (sparse) posteriors is intuitively appealing.

1 Introduction

Much of machine learning can be formulated as variational optimization problems aiming to minimize a regularized empirical risk (average loss) over a training set, where the regularizer encourages the solution—learned parameters—to have certain properties. In Bayesian approaches to machine learning and inference, all the unknowns—learnable parameters and, possibly, latent/hidden variables—are seen as random variables, and learning becomes synonymous with inferring the conditional distribution of the unknowns given the observed data. Based on the variational formulation of Bayesian inference by Zellner [59] and the generalized loss posteriors of Bissiri et al. [7], Khan and Rue [32] unify diverse, well-established Bayesian inference algorithms under a common formal umbrella: finding the (generalized) posterior distribution (in some allowed family) of the unknown parameters or latent variables that strikes a balance between a low expected risk and a small Kullback-Leibler divergence (KLD) from a given prior.

In this paper, we extend the variational formulations of (generalized) posterior inference studied along related lines by Bissiri et al. [7], Knoblauch et al. [34], and Khan and Rue [32], by considering alternative optimality criteria that exploit the class of Fenchel-Young (FY) losses [10, 39]. In particular, we focus on FY losses based on Tsallis entropies, which subsume the Kullback-Leibler divergence as a particular case. We generalize the formulations of Knoblauch et al. [34] and Khan and Rue [32], leading to a strictly wider class of statistical families, which includes generalized posteriors with limited (non-full, a.k.a. sparse) support, as well as heavy-tailed posteriors.²

*Instituto de Telecomunicacoes, Instituto Superior Técnico, Lisbon, Portugal

²In this paper, we focus on the less studied case of sparse posteriors, rather than on heavy-tailed ones, which are a non-trivial case that also falls under the framework we propose.

As reviewed in the next section, Zellner [59] rediscovers the fact that the Bayesian posterior is the solution of an unconstrained optimization/variational problem over the space of distributions where the objective function(al) is the expected log-likelihood plus the Kullback-Leibler divergence (KLD) from the prior [20, 16]. The KLD term in the variational formulation of posterior inference is equivalent to a maximum entropy regularizer that favors posteriors with high Shannon entropy [31], giving a privileged position to exponential families in this context [25], following from the well-known fact that these are maximum Shannon entropy distributions, under expectation constraints.

If instead of the KLD, we use FY losses induced by Tsallis entropies, the corresponding generalized posteriors belong to deformed exponential families, which, unlike standard exponential families, may have variable support. Whereas Knoblauch et al. [34] analyze arbitrary combinations of divergences, losses, and exponential variational families, we show that when using FY losses based on Tsallis entropies, the variational family cannot be chosen independently of the divergence; in fact, it is determined by it.

In §3 we propose the *Fenchel-Young variational inference* (FYVI) framework, which includes new generalized notions of FY free energy, FY evidence, FY evidence lower bound, and FY posterior. We derive an EM-style [19] algorithm for parameter estimation, and describe gradient backpropagation for amortized inference with deformed exponential family posteriors. Both of these estimation methods can be used to fit arbitrary generative models that may be specified as instances of FYVI.

In §4 we present experiments with the FYEM algorithm applied to *Gaussian mixture model* (GMM) [42] estimation, and two FY variational autoencoder models (VAEs) [33, 50], one applied to images and the other to documents. The FYEM algorithm for GMMs recovers the classical EM as a special case and yields a new generalization with an adaptively sparse E-step. In the image FYVAE we obtain the best performance when we combine a sparse posterior with a sparse observation model. We also outperform the VAE baseline of a neural variational document model (NVDM) [40], using a FY loss in place of a negative log-likelihood combined with a standard Gaussian latent variable, by tuning the sparsity of the observation model.

Our code will be publicly released upon acceptance.

2 Background

2.1 Definitions and Notation

We represent random variables with capitals: X for observations and Z for latent variables, taking values $x \in \mathcal{X}$ and $z \in \mathcal{Z}$, which may be discrete or continuous sets. Bayes' rule relates the prior, $p_Z(z)$, likelihood function of z for given x , $p_{X|Z}(x|z)$, and evidence, $p_X(x)$, with the posterior: $p_{Z|X}(z|x) = p_{X|Z}(x|z)p_Z(z)/p_X(x)$. The set of probability density or mass functions over a set \mathcal{S} is denoted as $\Delta(\mathcal{S})$; for finite \mathcal{S} , $\Delta(\mathcal{S})$ is the simplex. For $r \in \Delta(\mathcal{Z})$, $H(r) = \mathbb{E}_{Z \sim r}[-\log r(Z)]$ is the Shannon (differential, in the continuous case) entropy [15]. For $r, s \in \Delta(\mathcal{Z})$, the Kullback-Leibler divergence (KLD) between r and s is given by $D_{\text{KL}}(r||s) = \mathbb{E}_{Z \sim r}[\log(r(Z)/s(Z))]$. Finally, we define the support of some $r \in \Delta(\mathcal{Z})$ as $\text{supp}(r) = \{z \in \mathcal{Z} : r(z) > 0\}$.

2.2 Variational View of Bayesian Inference

2.2.1 Standard Bayesian Inference

As has been shown [12, 16, 20, 59], the Bayesian posterior $p_{Z|X}$ can be expressed in variational form as the distribution in $\Delta(\mathcal{Z})$ which strikes a balance between having a small KLD from the prior p_Z , and yielding a high expected log-likelihood $\log p_{X|Z}$, given some observation $x \in \mathcal{X}$. Formally,

$$p_{Z|X}(\cdot|x) = \arg \max_{q \in \Delta(\mathcal{Z})} \mathbb{E}_{Z \sim q} [\log p_{X|Z}(x|Z)] - D_{\text{KL}}(q||p_Z) \quad (1)$$

$$= \arg \max_{q \in \Delta(\mathcal{Z})} \mathbb{E}_{Z \sim q} [\log p_{X,Z}(x, Z)] + H(q). \quad (2)$$

The optimum of (1), achieved by setting $q = p_{Z|X}(\cdot|x)$, is (after trivial manipulation) equal to the log-evidence:

$$\mathbb{E}_{Z \sim p_{Z|X}(\cdot|x)} [\log p_{X,Z}(x, Z)] + H(p_{Z|X}(\cdot|x)) = \log p_X(x). \quad (3)$$

More often than not, the posterior and evidence cannot be easily obtained, which has stimulated decades of work on approximate Bayesian methods.

2.2.2 Variational Inference

In *variational inference* (VI) [9, 31], the goal is to approximate the posterior and bound the evidence when these are intractable, by confining q to a tractable family, *i.e.* a subset of the entire space of probability functions, $\mathcal{Q} \subseteq \Delta(\mathcal{Z})$. The familiar VI optimization problem is

$$q_x^* = \arg \max_{q \in \mathcal{Q}} \mathbb{E}_{Z \sim q} [\log p_{X,Z}(x, Z)] + H(q), \quad (4)$$

and its optimal value is the ELBO (*evidence lower bound*): $\mathbb{E}_{Z \sim q_x^*} [\log p_{X,Z}(x, Z)] + H(q_x^*) \leq \log p_X(x)$. The negative of the objective function in (4) is often called the *variational free energy*.

2.2.3 Generalized Variational Inference

Khan and Rue [32] use Bissiri et al. [7]’s extension of the classical variational problem in (4) to generalized posteriors, in order to derive as special cases much of the core catalog of modern machine learning algorithms and to propose new ones. This extension consists of replacing the negative log-likelihood with an arbitrary loss function $\ell(x; Z)$:

$$q_x^* = \arg \min_{q \in \mathcal{Q}} \mathbb{E}_{Z \sim q} [\ell(x; Z)] + D_{\text{KL}}(q \| p_Z) = \arg \min_{q \in \mathcal{Q}} \mathbb{E}_{Z \sim q} [\ell(x; Z) - \log p_Z(Z)] - H(q), \quad (5)$$

where the notation q_x^* highlights the dependency on the observations x . Khan and Rue [32] restrict \mathcal{Q} to be a regular minimal exponential family, *i.e.*, $\mathcal{Q} = \{q(z) = h(z) \exp(\langle \lambda, t(z) \rangle - A(\lambda))\}$, for $\lambda \in \Lambda$, where Λ is the parameter space, t is a canonical sufficient statistic, h is the base measure (independent of λ), and $A(\lambda)$ is the log-partition function. In a similar vein, Knoblauch et al. [34] propose *generalized* VI (GVI), by additionally considering divergences other than KLD, and introducing the *rule of three* (RoT), which refers to the choice of the three elements required for GVI: a loss function, a divergence measuring deviation of variational posterior from prior, and a set of allowed solutions \mathcal{Q} .

2.3 Fenchel-Young Losses and Related Work

In a previously unrelated line of research, Blondel et al. [10] propose *Fenchel-Young* (FY) losses as a generalization of the ubiquitous cross-entropy loss that can be seen as *mixed space* variants of Bregman divergences [4], [10, §3.2]. FY losses have been used for supervised classification problems, but not in any kind of (generalized) Bayesian contexts, such as VI or latent variable models. Our notation below treats both discrete and continuous domains in a unified way.

Let $\Omega : \Delta(\mathcal{Z}) \rightarrow \bar{\mathbb{R}}$ be a lower semi-continuous (l.s.c.) proper convex function, and let Ω^* be its Fenchel-Legendre conjugate³ [11, 6]. Consider also a score function $\eta : \mathcal{Z} \rightarrow \mathbb{R}$ that assigns a real-valued score to each element of \mathcal{Z} . In a Bayesian setting, η corresponds to a log-prior. For a distribution $q \in \Delta(\mathcal{Z})$, the FY loss induced by Ω is a measure of how *incompatible* η and q are:

$$L_\Omega(\eta; q) = \Omega^*(\eta) - \langle q, \eta \rangle + \Omega(q) = \Omega^*(\eta) - \mathbb{E}_{Z \sim q} [\eta(Z)] + \Omega(q), \quad (6)$$

where the second equality follows from the simple fact that $\mathbb{E}_{Z \sim q} [\eta(Z)] = \langle q, \eta \rangle$, for discrete or continuous \mathcal{Z} . An FY loss is always non-negative, due to the Fenchel-Young inequality [6],

$$\Omega^*(\eta) = \max_{q \in \Delta(\mathcal{Z})} (\langle q, \eta \rangle - \Omega(q)) \Rightarrow \Omega^*(\eta) - \langle q, \eta \rangle + \Omega(q) \geq 0,$$

where max can be used instead of sup, because $\Delta(\mathcal{Z})$ is compact. Furthermore, $L_\Omega(\eta; q)$ is zero if and only if $q = \arg \max_{q \in \Delta(\mathcal{Z})} \mathbb{E}_{Z \sim q} [\eta(Z)] - \Omega(q)$. This maximization defines the Ω -regularized prediction map $\Pi_\Omega : \mathcal{F} \rightarrow \Delta(\mathcal{Z})$,

$$\Pi_\Omega(\eta) := \arg \max_{q \in \Delta(\mathcal{Z})} \mathbb{E}_{Z \sim q} [\eta(Z)] - \Omega(q), \quad (7)$$

³Given a function $f : \mathcal{U} \rightarrow \bar{\mathbb{R}}$, its Fenchel conjugate $f^* : \mathcal{U}^* \rightarrow \bar{\mathbb{R}}$ is defined as $f^*(x) = \sup_{u \in \mathcal{U}} (\langle x, u \rangle - f(u))$, where \mathcal{U}^* is the dual space of \mathcal{U} . If f is convex l.s.c., biconjugation holds: $f^{**} = f$. If \mathcal{U} is compact or f is continuous, sup may be replaced with max, because the supremum is achieved. In this case, assuming differentiability, the maximizing argument in the definition of f^* is $\arg \max_{u \in \mathcal{U}} (\langle x, u \rangle - f(u)) = \nabla f^*(x)$.

where $\mathcal{F} \subseteq \mathbb{R}^{\mathcal{Z}}$ is the set of functions for which the maximizer exists and is unique [10]. A trivial but important property of Π_{Ω} is invariance under global shifts of the argument: $\Pi_{\Omega}[\eta + C] = \Pi_{\Omega}[\eta]$, for any constant C .

To build some intuition, consider the finite case $\mathcal{Z} = \{1, \dots, K\}$, where the scoring function defines the elements of the *vector* of label scores/logits, $\eta = (\eta_1, \dots, \eta_K) \in \mathbb{R}^K$. Different choices of Ω recover well-known prediction maps: for the Shannon *negentropy* $\Omega(q) = -H(q)$, we obtain $\Pi_{\Omega}(\eta) = \text{softmax}(\eta)$ and $L_{\Omega}(\eta; q) = D_{\text{KL}}(q \parallel \text{softmax}(\eta))$. For $\Omega(q) = \frac{1}{2}\|q\|_2^2$, we have $\Pi_{\Omega}(\eta) = \text{sparsemax}(\eta)$, which is the Euclidean projection of η onto simplex $\Delta(\mathcal{Z})$ [38, 10]. Whereas, for any $\eta \in \mathbb{R}^K$, $\text{supp}(\text{softmax}(\eta)) = \mathcal{Z}$, it may happen that $\text{supp}(\text{sparsemax}(\eta))$ is a strict subset of \mathcal{Z} , *i.e.*, the distribution over \mathcal{Z} may have *sparse*⁴ support.

A particularly relevant choice for Ω , which we will adopt in this paper, is the *Tsallis negentropy* [53],

$$\Omega_{\rho}(q) := \begin{cases} \mathbb{E}_{Z \sim q}[q(Z)^{\rho-1} - 1]/(\rho(\rho-1)), & \text{if } \rho \neq 1, \\ \mathbb{E}_{Z \sim q}[\log q(Z)], & \text{if } \rho = 1, \end{cases} \quad (8)$$

where $\rho > 0$ is a parameter, called “entropic index”. Tsallis negentropies are continuous on ρ and coincide with the Shannon negentropy when $\rho = 1$. The Ω_{ρ} -regularized prediction map $\Pi_{\Omega_{\rho}}$ is called ρ -entmax [47] and recovers softmax and sparsemax, for $\rho = 1$ and $\rho = 2$, respectively. For any $\rho > 1$, Ω_{ρ} -regularized prediction map will be sparse, with higher values of ρ giving distributions with increasingly sparse supports.

Appendix A describes the relationship between FY losses based on Tsallis negentropies and the α - and q -divergences of Amari and Ohara [4]. Amari’s α -divergences, which have connections with Tsallis statistics, are related to but distinct from the divergences associated with Rényi entropies, which, somewhat confusingly, are also called α -divergences; we do not address Variational Rényi approaches in this paper [36, 41, 34, 17, 18, 26].

3 Fenchel-Young Variational Inference

3.1 Fenchel-Young Variational Posteriors

Our proposed FYVI formulation is built by substituting the Kullback-Leibler divergence in (5) with the FY loss induced by a l.s.c. regularizer Ω with respect to a log-prior $\eta = \log p_Z$. This yields a new class of generalized posterior distributions of the following form:

$$q_x^* := \arg \min_{q \in \mathcal{Q}} \mathbb{E}_{Z \sim q}[\ell(x; Z)] + L_{\Omega}(\eta; q) = \arg \min_{q \in \mathcal{Q}} \mathbb{E}_{Z \sim q}[\ell(x; Z) - \eta(Z)] + \Omega(q). \quad (9)$$

At this point, we do not restrict or specify \mathcal{Q} .

In this paper, we focus on FYVI with Tsallis ρ -negentropies Ω_{ρ} as regularizers, which as mentioned above, for $\rho > 1$, naturally induce variational posteriors with adaptively sparse support, *i.e.*, such that the support may be strictly smaller than \mathcal{Z} and may depend on x . In contrast, for $\rho < 1$, the variational posteriors may be denser (closer to uniform) than those obtained with standard Shannon entropy regularization (*i.e.*, $\rho = 1$); we will not consider this case, and leave it for future work.

By definition, an exponential family has a support that cannot depend on its parameters [5]. Consequently, due to their variable support, generalized posteriors obtained via (9), where $\Omega = \Omega_{\rho}$, a Tsallis ρ -negentropy with $\rho > 1$, cannot belong to an exponential family. This fact implies that contrary to the suggestion of the RoT (rule of three [34]), the variational family \mathcal{Q} and the divergence cannot always be chosen independently of each other. Namely, adopting a divergence that may yield generalized posteriors with variable/adaptive support is incompatible with a variational family in any exponential family. In Appendix A, following similar derivations as Martins et al. [39, Prop. 8], we prove Proposition 1, demonstrating that for $\Omega = \Omega_{\rho}$, problem (9) is equivalent to a maximum Tsallis maximum ρ -entropy problem, the solution of which belongs to a $(2 - \rho)$ -exponential family,

$$q_x^*(z) = [1 + (1 - \rho)(\eta(z) - \ell(x; z) - A_{\rho})]_+^{\frac{1}{\rho-1}} = \exp_{2-\rho}[\eta(z) - \ell(x; z) - A_{\rho}], \quad (10)$$

⁴Notice that this notion of sparsity is qualitatively different from the one used signal processing [22] and statistical learning [52, 27], wherein the goal is to estimate a sparse object (e.g., a sparse parameter (or coefficient) vector, *i.e.*, with several zeros). When using sparsemax or entmax, what is sparse is not the object that is the subject of inference—a single variable Z —but its probability distribution!

where A_ρ is a normalization function and $[a]_+ = \max\{0, a\}$ is the positive part operator, a.k.a. *rectified linear unit* (ReLU). Notice that the ReLU operation may produce zero results, thus assigning exactly zero probability (or probability density) to some elements of \mathcal{Z} , and the support of q_x^* may depend on x , something that is impossible in any exponential family.

We stress that FYVI, with Tsallis ρ -negentropy regularization ($\rho > 1$), leads to a qualitatively different type of *sparsity* from what is obtained by using sparsity-inducing priors or regularizers, such as LASSO—equivalently, Laplacian priors [52, 27]—or spike-and-slab priors [30]. Sparsity-inducing priors are used to encourage the estimated object—typically a vector of parameters of coefficients—to be sparse, but the corresponding posterior distributions have full support. For example, the Bayes posterior resulting from a Laplacian sparsity-inducing prior and a Gaussian observation model has full support. The reason why it is said to induce sparsity is that the posterior mode (the *maximum a posteriori* (MAP) estimate) can be exactly zero. In contrast, even using a non-sparsity-inducing Gaussian prior and a Gaussian observation model, together with FYVI with, say, Tsallis 2-negentropy regularization, yields a generalized posterior density with bounded support, since it results from the application of the 2-entmax (sparsemax) prediction map [39].

3.2 Fenchel-Young Free Energy, Evidence, Evidence Lower Bound, and Posterior

By analogy with (4) the objective in (9) can be seen as a *Fenchel-Young variational free energy* (FYVFE). It can be useful to include an additional parameter β weighting the KLD regularizer in (5) or the FY loss below, as in the β -variational auto-encoders (β -VAE [28]):

$$F_{\ell, \Omega, \beta}(q, \eta; x) = \mathbb{E}_{Z \sim q} [\ell(x; Z)] + \beta L_\Omega(\eta; q). \quad (11)$$

The parameter β controls the strength with which the agreement between q and η is encouraged, and can also be seen from an information-theoretic perspective as controlling a rate-distortion trade-off [2]. In the sequel, omitting β means assuming $\beta = 1$.

By analogy with (3), the minimum of 11 is the (negative) *FY evidence*,

$$J_{\ell, \Omega}(x, \eta) = \min_{q \in \mathcal{Q}} F_{\ell, \Omega}(q, \eta; x) = F_{\ell, \Omega}(q_x^*, \eta; x),$$

and the minimizer q_x^* is the *FY posterior*. Since, by construction, the FY evidence $-J_{\ell, \Omega}(x, \eta)$ is the maximum achieved by $-F_{\ell, \Omega}(q, \eta; x)$, for any $q \in \Delta(\mathcal{Z})$, the negative free energy $-F_{\ell, \Omega}(q, \eta; x)$ is a *FY evidence lower bound* (FYELBO). For $\mathcal{Q} = \Delta(\mathcal{Z})$, $\Omega(q) = \Omega_1(q) = -H(q)$, and $\ell(x; z) = -\log p_{X|Z}(x|z)$, the FY evidence becomes the regular log-evidence $\log p_X(x)$ and the FY posterior recovers the standard Bayesian posterior $q_x^* = p_{Z|X}(\cdot|x)$.

Although the ELBO (standard or FY) designation suggests that VI aims at bounding the evidence, the main goal of VI (standard or FY) is not to bound or approximate the evidence but rather to find the best possible approximation to the posterior in some variational family. In classical Bayesian analysis, a prior on the model space allows us to use the evidence for model comparison or hypothesis testing [37]. However, the FY evidence lacks the standard statistical interpretation as a marginal likelihood, and Bayesian model selection, validation, and hypothesis testing are not addressed here.

3.3 Fenchel-Young Expectation Maximization (FYEM)

Suppose x contains N independent observations, $x = (x_1, \dots, x_N) \in \mathcal{X}^N$, associated with a collection of latent variables $z = (z_1, \dots, z_N) \in \mathcal{Z}^N$, with corresponding variational distributions $q = (q_1, \dots, q_N) \in \Delta(\mathcal{Z})^N$. Let $\ell_\theta(x; z) = \sum_{i=1}^N \mathcal{L}_\theta(x_i; z_i)$ be a parameterized loss function, which is the sum of sample-wise losses, where θ is a vector of parameters to be estimated. The FYVI problem is to minimize the FYVFE (11) with respect to q and θ ,

$$\hat{q}, \hat{\theta}, \hat{\eta} = \arg \min_{q, \theta, \eta} \sum_{i=1}^N F_{\ell_\theta, \Omega}(q_i, \eta; x_i) = \arg \min_{q, \theta, \eta} \sum_{i=1}^N \left(\mathbb{E}_{Z_i \sim q_i} [\mathcal{L}_\theta(x_i; Z_i)] + L_\Omega(\eta; q_i) \right). \quad (12)$$

where η is a score function (possibly a log-prior), also to be estimated.

Alternating minimization w.r.t. q and (θ, η) yields an EM-style algorithm: the E-step computes the posteriors of the latent variables; as in standard EM, each q_i can be obtained independently of the others. The M-step updates the estimates of θ and η .

E-step: Given the current $\hat{\theta}$ and $\hat{\eta}$, update \hat{q}_i by minimizing (12),

$$\begin{aligned}\hat{q}_i^{\text{new}} &= \arg \min_{q_i} \mathbb{E}_{Z_i \sim q_i} [\mathcal{L}_{\hat{\theta}}(x_i; Z_i)] + L_{\Omega}(\hat{\eta}; q_i) = \arg \max_{q_i} \mathbb{E}_{Z_i \sim q_i} [\hat{\eta}(Z_i) - \mathcal{L}_{\hat{\theta}}(x_i; Z_i)] - \Omega(q_i) \\ &= \arg \min_{q_i} L_{\Omega}(\hat{\eta} - \mathcal{L}_{\hat{\theta}}(x_i; \cdot); q) = \Pi_{\Omega}(\hat{\eta} - \mathcal{L}_{\hat{\theta}}(x_i; \cdot)),\end{aligned}\quad (13)$$

for $i = 1, \dots, N$, where Π_{Ω} is the Ω -regularized prediction map (7), namely softmax, sparsemax, or another ρ -entmax transformation.

M-Step: The M-step corresponds to updating $\hat{\theta}$ and $\hat{\eta}$, given \hat{q}_i^{new} . To update $\hat{\theta}$, we solve

$$\hat{\theta}^{\text{new}} = \arg \min_{\theta} \sum_{i=1}^N \mathbb{E}_{Z_i \sim \hat{q}_i^{\text{new}}} [\mathcal{L}_{\theta}(x_i; Z_i)],$$

which depends on the particular form of $\mathcal{L}_{\hat{\theta}}$. To update $\hat{\eta}$, recall (see (6)) that $L_{\Omega}(\eta; q) = \Omega^*(\eta) - \mathbb{E}_{Z \sim q}[\eta(Z)] + \Omega(q)$, thus

$$\begin{aligned}\hat{\eta}^{\text{new}} &= \arg \min_{\eta} \sum_{i=1}^N L_{\Omega}(\eta; \hat{q}_i^{\text{new}}) = \arg \min_{\eta} \Omega^*(\eta) - \frac{1}{N} \sum_{i=1}^N \mathbb{E}_{Z_i \sim \hat{q}_i^{\text{new}}} [\eta(Z_i)] \\ &= \arg \max_{\eta} \mathbb{E}_{Z \sim \bar{q}} [\eta(Z)] - \Omega^*(\eta),\end{aligned}\quad (14)$$

where $\bar{q} = (1/N) \sum_{i=1}^N \hat{q}_i^{\text{new}}$, since the average of expectations under a set of probability (mass or density) functions is the expectation under the average of these functions. Assuming $\mathcal{Z} = \{1, \dots, K\}$ is a discrete set, η is simply a vector $\eta = (\eta_1, \dots, \eta_K) \in \mathbb{R}^K$ and $q_i = (q_{i1}, \dots, q_{iK}) \in \Delta(\mathcal{Z})$ is probability distribution. In this case, $\mathbb{E}_{Z \sim \bar{q}}[\eta(Z)] = \langle \bar{q}, \eta \rangle = \sum_{k=1}^K \bar{q}_k \eta_k$, thus

$$\hat{\eta}^{\text{new}} \in \arg \min_{\eta} \Omega^*(\eta) - \langle \bar{q}, \eta \rangle, \quad (15)$$

where we have written the update as an inclusion because, as shown by Martins et al. [39], the minimizer may not be unique and is achieved by any $\hat{\eta}$ satisfying $\Pi_{\Omega}(\hat{\eta}) = \bar{q}$. If Ω is the Shannon negentropy, Π_{Ω} is softmax, and $\hat{\eta}^{\text{new}} = (\log \bar{q}_1, \dots, \log \bar{q}_K) + C$, where C is an arbitrary constant, which, without loss of generality, we set to zero, since it does not affect the algorithm. If Ω is the Tsallis 2-negentropy Ω_2 , $\Pi_{\Omega}(\eta)$ is the Euclidean projection of η onto the simplex, and any $\hat{\eta}$ of the form $\hat{\eta}^{\text{new}} = (\bar{q}_1, \dots, \bar{q}_K) + C$, where C is again an arbitrary constant that we set to zero, is a solution (although there may exist other solutions).

3.4 Gradient Backpropagation

In two of the experiments discussed below, we optimize the FYELBO in an amortized inference setting [24], where the variational distribution is parametrized by an encoder network that takes x as input, as in *variational autoencoders* (VAE) [33]. We denote the resulting variational distribution by $q_{\phi}(z|x)$, where ϕ are the inference network parameters. Instead of minimizing (12) through alternating minimization, we use end-to-end gradient backpropagation combined with a reparametrization trick to update the encoder parameters ϕ , the decoder parameters θ , and, optionally, any parameters associated with η (our FYVAEs use standard fixed priors). It is also obviously possible to use a score function estimator instead of reparametrization.

4 Experiments

We illustrate FYVI through in several applications. The first is GMM-based clustering, where we recover the standard and hard versions of EM for particular choices of regularizer, in addition to a new *sparse*⁵ EM. We then use FYVI in β -VAEs with finite posterior support and apply them to MNIST image data with both sparse and standard multivariate Bernoulli observation models, and to Fashion MNIST data with sparse and standard Categorical observation models. Finally, we combine

⁵This sparse variant of EM is a different instance of FYVI than those proposed by Dukkipati et al. [21] and Inoue and Shinoda [29], which are standard mixtures of $(2 - \rho)$ -Gaussians.

a Gaussian prior with sparse observation models to model a sparse empirical distribution in a neural variational document model.

Our focus is not computational scalability. Depending on the particular model, parameter ρ in Tsallis ρ -negentropy, and parametrization, the computational costs will be different. Computational cost depends on model-specific choices, rather than the generalization of standard VI to FYVI. Tradeoffs between FY and KL regularization similarly depend on model specification; there is no one general comparison. In most of our experiments, computational tradeoffs between FY regularizers and KL regularizers are negligible. There are efficient algorithms for computing sparsemax ($\rho = 2$) and 1.5-entmax; otherwise computing softmax is faster. We use reparametrization tricks in all the VAE experiments: the classical Gaussian one [9], and a $(2 - \rho)$ -Gaussian reparametrization [39]. We keep computational resources as close as possible between the compared models.

4.1 FYEM for GMM

To instantiate the FYEM algorithm described above to estimate a Gaussian mixture model (GMM), we set $\mathcal{L}_\theta(x_i, z_i) = -\log \mathcal{N}(x_i; \mu_{z_i}, \Sigma_{z_i})$ as Gaussian negative log-likelihoods. Setting $\Omega = \Omega_1$ recovers the standard EM algorithm for GMM estimation. We also consider other regularizers, Ω_ρ with $\rho > 1$, which yield a new adaptively sparse EM algorithm for GMMs. In Appendix B we review of the baseline EM and *hard EM* algorithms compared in Figure 1, give details of how the clusters are generated and evaluated in Table 1, and an analysis of the sparsity of E-steps. Figure 2 illustrates how average sparsity and the unsupervised clustering evaluation metrics we use vary with ρ .

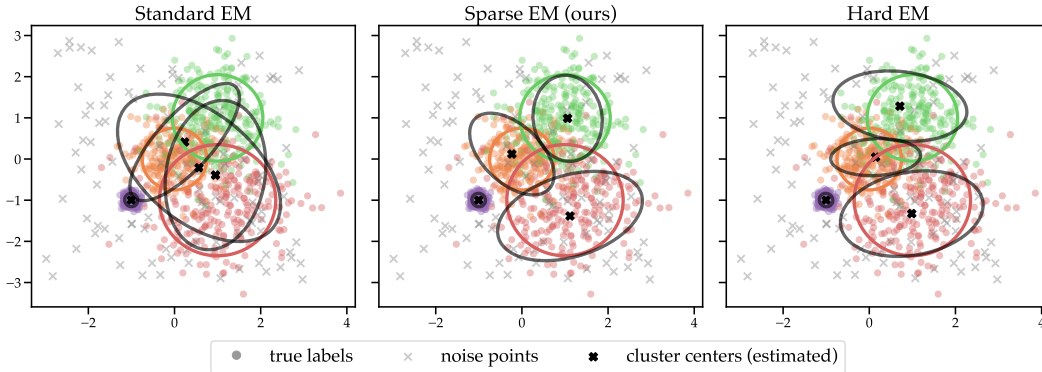


Figure 1: Comparison of the standard, sparse, and hard versions of EM for GMM-based clustering. Data points are colored by their true labels, with \times markers indicating outliers. Black ellipses are level curves of the estimated GMM components, while colored ellipses denote the ground-truth.

Setting $\Omega = \Omega_\rho$, the Tsallis negentropy (8) with $\rho > 1$, yields the new sparse version of (13):

$$\hat{q}_i^{\text{new}} = \rho\text{-entmax}\left(\frac{\pi_1^{\rho-1}}{\rho-1} + \log(\mathcal{N}(x_i; \hat{\mu}_1, \hat{\Sigma}_1)), \dots, \frac{\pi_K^{\rho-1}}{\rho-1} + \log(\mathcal{N}(x_i; \hat{\mu}_K, \hat{\Sigma}_K))\right).$$

For $\rho > 1$, the output of ρ -entamax can have both zero and non-zero components. When $\rho = 1$, Tsallis ρ -negentropy becomes the Shannon negentropy and we recover the standard EM algorithm, where all the components of \hat{q}_i^{new} are strictly positive. The novel feature of sparse EM is the possible presence of zeros in \hat{q}_i , meaning that *sample x_i will not contribute to the update of the parameter estimates of the corresponding components*. In standard EM all samples affect the parameter estimates of all the components. In hard EM, each sample only affects the parameters of the “closest” component, as in the case of K -means clustering (with the important difference that K -means clustering does not estimate component covariances).

E-STEP	ADJUSTED MI	ADJUSTED RI	SILHOUETTE SC.
Standard EM	.606 \pm .012	.531 \pm .005	.345 \pm .032
Hard EM	.537 \pm .088	.348 \pm .043	.207 \pm .128
Sparse EM	.636 \pm .017	.476 \pm .037	.393 \pm .041

Table 1: Clustering quality metrics (higher is better) for GMM-based clustering using the standard, hard, and sparse (ours) versions of EM; $\rho = 2$ in sparse EM. Values are averaged over 5 random seeds. Priors are learned according to Eq. (14).

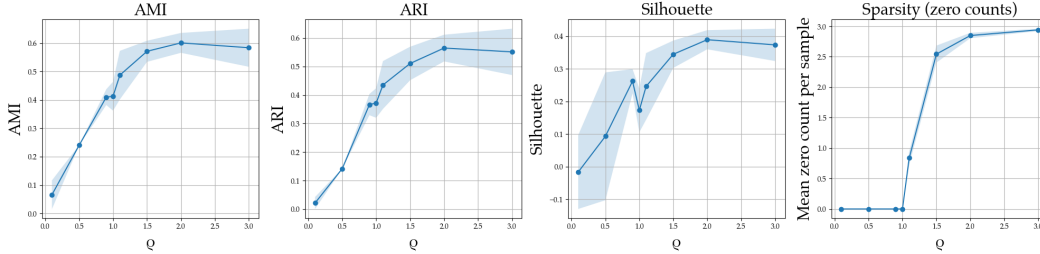


Figure 2: We vary $\rho \in \{0.1, 0.5, 0.9, 1.0, 1.1, 1.5, 2.0, 3.0\}$ and plot the resulting adjusted mutual information, adjusted Rand index, and silhouette score. If ρ is close to 1, the value of metric is close to its value with classical EM. We quantify the E-step sparsity by counting the number of clusters assigned 0 mixing proportion at the last iteration of each EM run and averaging across samples. Since the total number of clusters is four, the greatest number of components assigned 0 proportion is three. The shaded regions represent standard deviations from the mean values across 5 seeds.

4.2 Fenchel-Young β -VAE

In Kingma and Welling [33]’s classic VAE a Gaussian variational posterior and a $\mathcal{N}(0, I)$ prior are combined with a product of independent Bernoulli’s as observation model, representing the pixels of MNIST digit images. The standard VI baseline β -VAE objective is included in Appendix C. We experiment with truncated parabola $(2 - \rho)$ -Gaussian⁶ finite-support variational posteriors, comparing the baseline product of Bernoulli’s decoder with a product of binary Ψ_2 deformed exponential family distributions. The FYELBO objective is

$$\sum_{i=1}^N \mathbb{E}_{Z \sim q_i} \left[L_{\Psi_{\rho'}}(\theta(Z); x_i) \right] + \beta L_{\Omega_{\rho}}(\eta_{\mathcal{N}(0, I)}; q_i),$$

where $\eta_{\mathcal{N}(0, I)}$ is the scoring function η associated with a $\mathcal{N}(0, I)$ prior, *i.e.* $\eta(z) = -1/2\|z\|^2$. Using this η with Ω_{ρ} defined as Tsallis entropies (for $\rho = 3/2, 2$: column 2 of Table 2) leads to $(2 - \rho)$ -Gaussian posteriors; η is not learned but fixed, similarly to how VAEs use a fixed prior. For the derivation and reparametrization of the $(2 - \rho)$ -Gaussian, see Martins et al. [39]. Functions Ψ and Ω are generally distinct convex functions. Ψ appears in the data-dependent term loss term under the expectation because the observation model loss is also an FY loss, including both the case of product of Bernoulli’s observation model ($\rho' = 1$) as well as the product of Ψ_2 -sparse distributions.

In Table 2 we report the results of computationally efficient combinations of Ψ and Ω (*i.e.* strictly comparable with standard VI VAEs) in VAEs applied to MNIST and FashionMNIST. It is noteworthy that sparsity in the encoder and in the encoder separately contribute to improved performance. We report average l_1 reconstruction error as a means of comparing the different models, since the FY ELBO values themselves are *not* comparable. In all cases we tune β by cross-validation to prevent the posterior from collapsing to the prior.

In Appendix D we report improved l_1 reconstruction error in a small document model VAE, using sparsity only in the observation model. This can be seen as a generalized Bayesian treatment of sparse

⁶Martins et al. [39] call this family β -Gaussian.

OBSERVATION	LATENT VARIABLE	MNIST	FASHIONMNIST
Product of independent Bernoulli's, $\rho' = 1$	Gaussian, $\rho = 1$	13.272	34.192
	Biweight, $\rho = 3/2$	12.061	32.690
	Epanechnikov, $\rho = 2$	12.111	32.482
Product of Ψ_2 sparse binary distributions, $\rho' = 2$	Gaussian, $\rho = 1$	12.610	32.986
	Biweight, $\rho = 3/2$	10.326	25.985
	Epanechnikov, $\rho = 2$	9.183	26.186

Table 2: VAE ℓ_1 reconstruction error on MNIST and Fashion MNIST datasets.

observation models, falling under the cases of generalized VI described by Bissiri et al. [7], Khan and Rue [32], Knoblauch et al. [34]. In preliminary experiments with sparse posteriors we did not observe improvements over the baseline NVDM of Miao et al. [40]. This is intuitively reasonable: While the empirical distribution over words is sparse, one latent Multivariate Gaussian associated with each Multinomial (or Ω_ρ -sparse) observation through amortized variational inference does not lead to improved reconstruction if its domain is truncated. In the image VAE data, similar patterns of pixels are 0 across images, *e.g.* on the borders, while in the document model VAEs there is no word of the vocabulary that ought to be assigned no probability mass in all “topic dimensions”.

5 Conclusion

We introduce *Fenchel-Young variational inference* (FYVI), expanding the class of variational posteriors to the $(2 - \rho)$ -deformed exponential family. FYVI exploits a general class of entropic regularizers to obtain sparse discrete and continuous posterior distributions, and distinctly extends classical Bayesian inference compared to previous generalized Bayesian and variational inference proposals like those of Bissiri et al. [7], Knoblauch et al. [34], and Daudel et al. [18]. We focus on cases where the entropic index ρ is greater than 1, which leads to sparse posteriors previously unexplored in the related literature. Note the nature of sparsity of $(2 - \rho)$ -exponential family posteriors is qualitatively distinct from the sparse MAP estimates that are obtained through sparsity-inducing priors (§3). We define and lower bound the FY variational free energy (FYVFE), and describe EM-style and amortized VI algorithms for estimating arbitrary generative FYVI models. We derive and experiment with a sparse EM algorithm for Gaussian mixtures, demonstrating better clustering quality than classical and hard versions of EM on synthetic data with overlapping clusters and outliers. In our image FYVAE experiments with continuous finite support posteriors, we obtain the best performance when combining a latent $(2 - \rho)$ -Gaussian posterior with a sparse support observation model. We also show how to treat sparse observation models from a generalized Bayes perspective.

FYVI can be directly extended to structured latent variables by using SparseMAP [46] posteriors, intuitively sparse analogues to conditional random fields. In future work we plan to extend our analysis and experiments to the non-trivial case of heavy tailed posteriors ($\rho < 1$). Further, FYVI is a necessary step toward characterizing conjugate FY families and generalized canonical gradient descent, to account for the geometry of the space of deformed exponential family distributions, and to extend information-theoretic generalization bounds that have been studied in the case of SGD [45, 14] to locally reparametrization-robust optimization methods. Another interesting direction is to connect FYVI with variational Rényi objectives [17, 18]. The recently popular λ -deformation [60, 57, 26], which aims to treat Rényi and Tsallis entropies in a unified way, may provide an illuminating bridge among alternative generalized VI perspectives. Finally, connections with PAC-Bayes analyses of VI like Alquier et al. [3] are also an interesting prospect.

Acknowledgments and Disclosure of Funding

Use unnumbered first level headings for the acknowledgments. All acknowledgments go at the end of the paper before the list of references. Moreover, you are required to declare funding (financial activities supporting the submitted work) and competing interests (related financial activities outside the submitted work). More information about this disclosure can be found at: <https://neurips.cc/Conferences/2025/PaperInformation/FundingDisclosure>.

Do **not** include this section in the anonymized submission, only in the final paper. You can use the `ack` environment provided in the style file to automatically hide this section in the anonymized submission.

References

- [1] T. Akiba, S. Sano, T. Yanase, T. Ohta, and M. Koyama. Optuna: A next-generation hyperparameter optimization framework. In *Proceedings of the 25th ACM SIGKDD International Conference on Knowledge Discovery and Data Mining*, 2019.
- [2] A. Alemi, B. Poole, I. Fischer, J. Dillon, R. A. Saurus, and K. Murphy. An information-theoretic analysis of deep latent-variable models. *OpenReview*, 2018. URL <https://openreview.net/forum?id=H1rRW1-Cb>.
- [3] P. Alquier, J. Ridgway, and N. Chopin. On the properties of variational approximations of Gibbs posteriors. *Journal of Machine Learning Research*, 17(236):1–41, 2016.
- [4] S.-I. Amari and A. Ohara. Geometry of q -exponential family of probability distributions. *Entropy*, 13(6):1170–1185, 2011.
- [5] O. Barndorff-Nielsen. *Information and exponential families in statistical theory*. John Wiley & Sons, 1978.
- [6] H. Bauschke and P. Combettes. *Convex Analysis and Monotone Operator Theory in Hilbert Spaces*. Springer, 2011.
- [7] P. G. Bissiri, C. C. Holmes, and S. G. Walker. A general framework for updating belief distributions. *Journal of the Royal Statistical Society: Series B (Statistical Methodology)*, 78(5): 1103–1130, 2016.
- [8] D. M. Blei, A. Y. Ng, and M. I. Jordan. Latent Dirichlet allocation. *Journal of machine Learning research*, 3(Jan):993–1022, 2003.
- [9] D. M. Blei, A. Kucukelbir, and J. D. McAuliffe. Variational inference: A review for statisticians. *Journal of the American Statistical Association*, 112(518):859–877, 2017.
- [10] M. Blondel, A. Martins, and V. Niculae. Learning with Fenchel-Young losses. *Journal of Machine Learning Research*, 21:1–69, 2020.
- [11] J. Borwein and B. Lewis. *Convex Analysis and Nonlinear Optimization: Theory and Examples*. Springer, 2006.
- [12] T. Bui-Thanh. The optimality of Bayes’ theorem. *SIAM News*, 54(6):1–2, 2021.
- [13] G. Celeux and G. Govaert. A classification EM algorithm for clustering and two stochastic versions. *Computational Statistics & Data Analysis*, 14(3):315–332, 1992.
- [14] Y. Chu and M. Raginsky. A unified framework for information-theoretic generalization bounds. *Advances in Neural Information Processing Systems*, 36:79260–79278, 2023.
- [15] T. Cover and J. Thomas. *Elements of Information Theory*. John Wiley & Sons, 2012.
- [16] I. Csiszár. I-divergence geometry of probability distributions and minimization problems. *The annals of probability*, pages 146–158, 1975.
- [17] K. Daudel, J. Benton, Y. Shi, and A. Doucet. Alpha-divergence variational inference meets importance weighted auto-encoders: Methodology and asymptotics. *Journal of Machine Learning Research*, 24(243):1–83, 2023.
- [18] K. Daudel, R. Douc, and F. Roueff. Monotonic alpha-divergence minimisation for variational inference. *Journal of Machine Learning Research*, 24(62):1–76, 2023.
- [19] A. P. Dempster, N. M. Laird, and D. B. Rubin. Maximum likelihood from incomplete data via the EM algorithm. *Journal of the royal statistical society: series B (methodological)*, 39(1): 1–22, 1977.
- [20] M. D. Donsker and S. S. Varadhan. Asymptotic evaluation of certain markov process expectations for large time, I. *Communications on pure and applied mathematics*, 28(1):1–47, 1975.
- [21] A. Dukkipati, D. Ghoshdastidar, and J. Krishnan. Mixture modeling with compact support distributions for unsupervised learning. In *2016 International Joint Conference on Neural Networks (IJCNN)*, pages 2706–2713. IEEE, 2016.

- [22] M. Elad, M. A. T. Figueiredo, and Y. Ma. On the role of sparse and redundant representations in image processing. *Proceedings of the IEEE*, 98(6):972–982, 2010.
- [23] M. Figueiredo and A. Jain. Unsupervised learning of finite mixture models. *IEEE Transactions on Pattern Analysis and Machine Intelligence*, 24:381–396, 2002.
- [24] S. Gershman and N. Goodman. Amortized inference in probabilistic reasoning. In *Proceedings of the annual meeting of the cognitive science society*, volume 36, 2014.
- [25] P. D. Grünwald and A. P. Dawid. Game theory, maximum entropy, minimum discrepancy and robust Bayesian decision theory. *The Annals of Statistics*, 32:1367–1433, 2004.
- [26] T. Guilmeau, E. Chouzenoux, and V. Elvira. On variational inference and maximum likelihood estimation with the λ -exponential family. *Foundations of Data Science*, 6(1):85–123, 2024.
- [27] T. Hastie, R. Tibshirani, and M. Wainright. *Statistical Learning with Sparsity: : The Lasso and Generalizations*. CRC Press, 2015.
- [28] I. Higgins, L. Matthey, A. Pal, C. P. Burgess, X. Glorot, M. M. Botvinick, S. Mohamed, and A. Lerchner. β -VAE: Learning basic visual concepts with a constrained variational framework. In *International Conference on Learning Representations*, 2017.
- [29] N. Inoue and K. Shinoda. q -Gaussian mixture models for image and video semantic indexing. *Journal of Visual Communication and Image Representation*, 24(8):1450–1457, 2013.
- [30] H. Ishwaran and J. S. Rao. Spike and slab variable selection: Frequentist and Bayesian strategies. *Annals of Statistics*, 33(2):730–773, 2005.
- [31] M. I. Jordan, Z. Ghahramani, T. S. Jaakkola, and L. K. Saul. An introduction to variational methods for graphical models. *Machine Learning*, 37(2):183–233, 1999.
- [32] M. E. Khan and H. Rue. The Bayesian learning rule. *Journal of Machine Learning Research*, 24(281):1–46, 2023. URL <http://jmlr.org/papers/v24/22-0291.html>.
- [33] D. P. Kingma and M. Welling. Auto-encoding variational Bayes. In *International Conference on Learning Representations (ICLR)*, 2014.
- [34] J. Knoblauch, J. Jewson, and T. Damoulas. An optimization-centric view on Bayes’ rule: Reviewing and generalizing variational inference. *Journal of Machine Learning Research*, 23(132):1–109, 2022.
- [35] K. Lang. Newsweeder: Learning to filter netnews. In *Proceedings of the 12th International Conference on Machine Learning*, pages 331–339, 1995.
- [36] Y. Li and R. E. Turner. Rényi divergence variational inference. *Advances in neural information processing systems*, 29, 2016.
- [37] L. Martino, D. D. Gomez, J. L. Santiago, and F. L. Fernandez. Marginal likelihood computation for model selection and hypothesis testing: An extensive review. *SIAM Review*, 65(1):3–58, 2023. URL <https://doi.org/10.1137/20M1310849>.
- [38] A. Martins and R. Astudillo. From softmax to sparsemax: A sparse model of attention and multi-label classification. In *Proceedings if the Internation Conference on Machine Leaning*, 2016.
- [39] A. F. Martins, M. Treviso, A. Farinhas, P. M. Aguiar, M. A. Figueiredo, M. Blondel, and V. Niculae. Sparse continuous distributions and Fenchel-Young losses. *Journal of Machine Learning Research*, 23(257):1–74, 2022.
- [40] Y. Miao, L. Yu, and P. Blunsom. Neural variational inference for text processing. In *International conference on machine learning*, pages 1727–1736. PMLR, 2016.
- [41] T. Minka et al. Divergence measures and message passing. Technical report, Microsoft Research, 2005.
- [42] K. P. Murphy. *Probabilistic machine learning: an introduction*. MIT press, 2022.
- [43] J. Naudts. The q -exponential family in statistical physics. *Central European Journal of Physics*, 7:405–413, 2009.
- [44] J. Naudts. *Generalised thermostatics*. Springer Science & Business Media, 2011.
- [45] G. Neu, G. K. Dziugaite, M. Haghifam, and D. M. Roy. Information-theoretic generalization bounds for stochastic gradient descent. In *Conference on Learning Theory*, pages 3526–3545. PMLR, 2021.

- [46] V. Niculae, A. Martins, M. Blondel, and C. Cardie. Sparsemap: Differentiable sparse structured inference. In *International Conference on Machine Learning*, pages 3799–3808. PMLR, 2018.
- [47] B. Peters, V. Niculae, and A. F. Martins. Sparse sequence-to-sequence models. *arXiv preprint arXiv:1905.05702*, 2019.
- [48] W. M. Rand. Objective criteria for the evaluation of clustering methods. *Journal of the American Statistical association*, 66(336):846–850, 1971.
- [49] N. Reimers and I. Gurevych. Sentence-BERT: Sentence embeddings using Siamese BERT-networks. In K. Inui, J. Jiang, V. Ng, and X. Wan, editors, *Proceedings of the 2019 Conference on Empirical Methods in Natural Language Processing and the 9th International Joint Conference on Natural Language Processing (EMNLP-IJCNLP)*, pages 3982–3992, Hong Kong, China, Nov. 2019. Association for Computational Linguistics. doi: 10.18653/v1/D19-1410. URL <https://aclanthology.org/D19-1410>.
- [50] D. J. Rezende, S. Mohamed, and D. Wierstra. Stochastic backpropagation and approximate inference in deep generative models. In *International conference on machine learning*, pages 1278–1286. PMLR, 2014.
- [51] P. Rousseeuw. Silhouettes: A graphical aid to the interpretation and validation of cluster analysis. *Journal of Computational and Applied Mathematics*, 20:35–65, 1987.
- [52] R. Tibshirani. Regression shrinkage and selection via the lasso. *Journal of the Royal Statistical Society (Series B)*, 58(1):267–288, 1996.
- [53] C. Tsallis. *Introduction to nonextensive statistical mechanics: approaching a complex world*, volume 1. Springer, 2009.
- [54] N. X. Vinh, J. Epps, and J. Bailey. Information theoretic measures for clusterings comparison: is a correction for chance necessary? In *International Conference on Machine Learning*, pages 1073–1080, 2009.
- [55] T. Wada and A. Scarfone. Connections between Tsallis’ formalisms employing the standard linear average energy and ones employing the normalized q -average energy. *Physics Letters A*, 335(5-6):351–362, 2005.
- [56] T. Wada, A. Ohara, and A. M. Scarfone. Relationships between the Legendre structure in the S_{2-q} -formalism and the dually-flat structure in the space of escort distributions. *Reports on Mathematical Physics*, 70(2):181–192, 2012.
- [57] T.-K. L. Wong and J. Zhang. Tsallis and Rényi deformations linked via a new λ -duality. *IEEE Transactions on Information Theory*, 68(8):5353–5373, 2022.
- [58] H. Xiao, K. Rasul, and R. Vollgraf. Fashion-mnist: a novel image dataset for benchmarking machine learning algorithms. *arXiv preprint arXiv:1708.07747*, 2017.
- [59] A. Zellner. Optimal information processing and Bayes’s theorem. *The American Statistician*, 42(4):278–280, 1988.
- [60] J. Zhang and T.-K. L. Wong. λ -deformation: A canonical framework for statistical manifolds of constant curvature. *Entropy*, 24(2):193, 2022.

A ρ -MaxEnt and relation with Amari’s α - and q -divergences

ρ -deformation definitions. Defining the Tsallis entropy relies on the definitions of the ρ -deformed logarithmic and exponential functions for an entropic index $\rho \in \mathbb{R} \setminus \{1\}$ — this index is called q by Tsallis [53], Amari and Ohara [4], Naudts [43], and α by Martins et al. [39]:

$$\log_\rho(x) := \frac{x^{1-\rho} - 1}{1 - \rho}, \quad x > 0, \quad \exp_\rho(x) := [1 + (1 - \rho)x]_+^{\frac{1}{1-\rho}}, \quad x \in \mathbb{R} \quad (16)$$

where $[\cdot]_+ := \max\{\cdot, 0\}$, which in the limit $\rho \rightarrow 1$ converge to $\log(x)$ and $\exp(x)$. Note the following relations:

$$\log_\rho\left(\frac{x}{y}\right) = \frac{\log_\rho x - \log_\rho y}{1 + (1 - \rho)\log_\rho y}, \quad \log_\rho(xy) = \log_\rho x + \log_\rho y - (1 - \rho)\log_\rho x \log_\rho y. \quad (17)$$

L_Ω and related divergences. Eq. (8) above defines the Tsallis ρ -negentropy scaled by $\frac{1}{\rho}$ to preserve consistency with Martins et al. [39] $\Omega_\rho(q) = -\frac{1}{\rho}S_\rho(q)$ where $S_\rho(q) = \frac{1}{1-\rho}\mathbb{E}_{q(z)}[q(z)^{\rho-1} - 1]$ is the Tsallis entropy. Additionally, noting that $\log_\rho(\frac{1}{q}) + \log_{2-\rho} q = 0$

$$S_\rho(q) = \frac{1}{1-\rho}\mathbb{E}_{q(z)}[q(z)^{\rho-1} - 1] = \mathbb{E}_{q(z)} \log_\rho \frac{1}{q(z)} = -\mathbb{E}_{q(z)} \log_{2-\rho} q(z). \quad (18)$$

The Tsallis ρ -relative entropy, given by Amari and Ohara [4, Eq. 39] is a scalar multiple of Amari and Ohara [4]’s α -divergence (equivalent for $\alpha = 1 - 2\rho$):

$$D_\rho^{\text{Tsallis}}(q, p) = -\mathbb{E}_{Z \sim q(z)} \log_\rho \frac{p(z)}{q(z)} = -\int q(z)^\rho [\log_\rho p(z) - \log_\rho q(z)] dz \quad (19)$$

$$= \frac{1}{1-\rho} [1 - \int q(z)^\rho p(z)^{1-\rho} dz]. \quad (20)$$

Amari and Ohara [4, Eq. 40] propose a ρ -divergence, which is a Bregman divergence based on the convex ρ -cumulant function, A_ρ between two ρ -exponential densities with form $\log_\rho q = \eta_q z - A_\rho(\eta_q)$. Differentiating the ρ -cumulant A_ρ yields a dual parametrization of the ρ -exponential family that is equal to the escort mean $q = \mathbb{E}_{\tilde{q}} z$, where $\tilde{q}(z; \eta) = \frac{q(z; \eta)^\rho}{\int q(z; \eta)^\rho dz}$ is the escort distribution and the escort expectation parameter q is denoted by the name of the distribution. Amari and Ohara [4] show that the ρ -divergence is a “conformal transformation” of D_ρ^{Tsallis} . Note also that if we multiply Amari’s α -divergence by $\frac{\rho}{\int p_i^\rho}$ (for $\rho = \frac{1-\alpha}{2}$) we retrieve the ρ -divergence:

$$\begin{aligned} D_\rho(q, p) &= \frac{\rho}{\int q_i^\rho} \underbrace{\frac{1}{\rho} D_\rho^{\text{Tsallis}}(q, p)}_{\text{Amari's } \alpha\text{-divergence}} = \frac{-\int q_i (\log_\rho p_i - \log_\rho q_i)}{\int q_i^\rho} = \mathbb{E}_{\tilde{q}} [\log_\rho q_i - \log_\rho p_i] \\ &= \mathbb{E}_{\tilde{q}} [\eta_q z - A_\rho(\eta_q) - (\eta_p z - A_\rho(\eta_p))] = \eta_q q - A_\rho(\eta_q) - (\eta_p q - A_\rho(\eta_p)) \\ &= A_\rho(\eta_p) - A_\rho(\eta_q) - \underbrace{q}_{=\nabla A_\rho(\eta_q)} (\eta_p - \eta_q) = \text{Bregman}_{A_\rho}(\eta_p, \eta_q) \\ &= A_\rho^*(q) + A_\rho(\eta_p) - \eta_p q = L_{A_\rho^*}(\eta_p; q). \end{aligned} \quad (21)$$

For the expressions in the last line we use the Legendre duality $\eta_q q - A_\rho(\eta_q) = A_\rho^*(q)$. L_Ω coincide with the Bregman divergence generated by a strictly convex and differentiable Ω , when in addition Ω is a smooth Legendre type function, meaning that its gradient explodes in the boundary of its domain [10, §3.2].

The term $L_{A_\rho^*}(\eta_p; q)$ is a divergence between distributions p and \tilde{q} , which is different from the FY loss/divergence that we use in the main text between prior canonical parameters η_p and variational mean parameters q since the dual of the ρ -cumulant A_ρ^* is different from the Ω that we use in the FY term. We discuss the difference below.

Maximum Tsallis ρ -Entropy. There are two relevant approaches to derive the same ρ -exponential family: maximize the $(2 - \rho)$ -entropy subject to linear expectation constraints, *or* maximize the ρ -entropy subject to escort expectation constraints. Amari and Ohara [4] follow the latter approach and are interested in cases where the two densities q, p belong to the ρ -expfam that maximizes the Tsallis ρ -entropy subject to escort distribution constraints. In this paper, we focus on the $(2 - \rho)$ -exponential family of distributions that arises from the Tsallis ρ -MaxEnt principle subject to standard linear expectation constraints, following Naudts [43] and Martins et al. [39]. These densities are the Ω_ρ -regularized prediction maps $p(z; \eta) = \exp_{2-\rho}[\eta z - A_\rho(\eta)]$ (c.f. Martins et al. [39, Def. 2]). Overloading η to denote both a function and canonical parameters, the scoring function is $\eta(z) = \eta z$. The FY loss in Eq. (6) above, induced by the negentropy Ω essentially compares two members of the $(2 - \rho)$ -exponential family: $L_\Omega(\eta; q) = \Omega_\rho(q) - \Omega_\rho(p(z; \eta)) - \eta^\top (\mathbb{E}_{p_\eta}[z] - \mathbb{E}_q[z])$ (c.f. Martins et al. [39, Eq. 14]).

Starting with regularized prediction maps like Martins et al. [39, Def. 2] the index ρ (α in their notation) of the Tsallis ρ -entropy is specified first, and then the associated deformed family is defined using $\exp_{2-\rho}$, based on the ρ -MaxEnt problem under standard constraints [39, Eq. 10]. On the other hand, if the index ρ is used to write a ρ -exponential family first, then the associated Tsallis entropy that is maximized, again with standard constraints, is the $(2 - \rho)$ -entropy (see also Naudts [44, Chapters 7, 8] and Wada and Scarfone [55], Wada et al. [56].) Amari and Ohara [4] use the index ρ to write the ρ -deformed family using \exp_ρ . They concentrate on the “integration constant” that they call the ρ -log partition function (their ψ is the same as the A_α of Martins et al. [39], given correct mapping of indices; we use A_ρ above). Then, Amari and Ohara [4] derive the dual of ψ which they call ρ -negentropy. Their ρ -divergence is the Bregman divergence based on the ρ -log partition, which is a useful quantity. Martins et al. [39, Prop. 10] also defines useful quantities: they derive the dual of the Tsallis negentropy to use in the FY loss. Suppose that we use ρ as Amari and Ohara [4] for the ρ -exponential. Then Martins et al. [39, Prop. 9] describes how to take the associated $(2 - \rho)$ -Tsallis negentropy as Ω and derive its dual Ω^* , which is not the log normalizer A_ρ .

Proposition 1 (Fenchel-Young VI and Max Tsallis Entropy Equivalence). *Let \mathcal{Q} be a convex set of probability distributions over a space \mathcal{Z} , $\ell(x; z)$ a measurable loss function, and $\eta : \mathcal{Z} \rightarrow \mathbb{R}$ a scoring function (possibly a log-prior). Let $\Omega : \mathcal{Q} \rightarrow \mathbb{R} \cup \{+\infty\}$ be a proper, lower semi-continuous, convex regularizer that induces a Fenchel-Young loss:*

$$L_\Omega(\eta; q) := \Omega(q) + \Omega^*(\eta) - \mathbb{E}_{Z \sim q}[\eta(Z)].$$

Then the variational problem

$$q_x^* = \arg \min_{q \in \mathcal{Q}} \mathbb{E}_{Z \sim q}[\ell(x; Z)] + L_\Omega(\eta; q) \quad (22)$$

is equivalent to a generalized Tsallis maximum entropy problem under standard expectation constraints, where the regularizer Ω is chosen as the negative Tsallis ρ -entropy for $\rho > 1$:

$$\Omega_\rho(q) = -\frac{1}{\rho} S_\rho(q) = \frac{1}{\rho} \frac{1}{\rho - 1} \left(1 - \int q(z)^\rho dz \right).$$

Moreover, the solution q_x^* belongs to the $(2 - \rho)$ -exponential family, i.e.,

$$q_x^*(z) = [1 + (1 - \rho)(\eta(z) - \ell(x; z) - A_\rho)]_+^{\frac{1}{\rho-1}} \quad (23)$$

$$= \exp_{2-\rho} [1 + \eta(z) - \ell(x; z) - A_\rho], \quad (24)$$

where A_ρ is a normalization function.

Proof. The variational problem

$$q_x^* = \arg \min_{q \in \mathcal{Q}} \mathbb{E}_{Z \sim q}[\ell(x; z)] + L_\Omega(\eta; q)$$

defines the Ω -regularized prediction map with scoring function $\eta(z) - \ell(x; z)$

$$q_x^*(z) = \Pi_\Omega(\eta(z) - \ell(x; z)) = \arg \max_{q \in \mathcal{Q}} \mathbb{E}_{Z \sim q}[\eta(z) - \ell(x; z)] - \Omega(q)$$

that by definition maximizes the ρ -Tsallis entropy subject to an expectation constraint. Using Martins et al. [39, Prop. 8] we can express $q_x^*(z)$ as a member of the $(2 - \rho)$ -exponential family. \square

B Clustering with FY EM

Standard EM. The FY EM algorithm described in §3.3 recovers standard EM for GMMs when:

- $x_1, \dots, x_N \in \mathbb{R}^d$ are d -variate observations and the latent variables $z_1, \dots, z_N \in \mathcal{Z} = \{1, \dots, K\}$ indicate to which component each observation x_i belongs;
- $q_i = (q_i(1), \dots, q_i(K)) \in \Delta(\mathcal{Z})$ is the variational approximation of the distribution of z_i ;
- $\eta \in \mathbb{R}^K$ contains the logarithms of the prior probabilities of the K components, denoted π_1, \dots, π_K , i.e., $\eta_1 = \log \pi_1, \dots, \eta_K = \log \pi_K$;

- $\ell(x_i, z, \theta) = -\log \mathcal{N}(x_i; \mu_z, \Sigma_z)$, for $z = 1, \dots, K$, where μ_z and Σ_z are, respectively, the mean and covariance of component z ; and
- $\Omega(q) = -H(q)$, thus $\nabla \Omega^* = \text{softmax}$.

The E-step in (13) then takes the familiar form

$$\hat{q}_i^{\text{new}}(z) = \text{softmax}(\eta_z + \log \mathcal{N}(x_i; \hat{\mu}_z, \hat{\Sigma}_z)) = \pi_z \mathcal{N}(x_i; \hat{\mu}_z, \hat{\Sigma}_z) \left(\sum_{j=1}^K \pi_j \mathcal{N}(x_i; \hat{\mu}_j, \hat{\Sigma}_j) \right)^{-1},$$

for $i = 1, \dots, N$, $z = 1, \dots, K$, where $\hat{\mu}_z, \hat{\Sigma}_z$ are the current parameter estimates. This is the E-step of standard EM for GMM estimation [23]. The M-step corresponds to maximum weighted log-likelihood estimation, yielding, for $z_i = 1, \dots, K$,

$$\begin{aligned} \hat{\mu}_z^{\text{new}} &= \frac{\sum_{i=1}^N \hat{q}_i^{\text{new}}(z) x_i}{\sum_{i=1}^N \hat{q}_i^{\text{new}}(z)}, \quad \hat{\Sigma}_z^{\text{new}} = \frac{\sum_{i=1}^N \hat{q}_i^{\text{new}}(z) (x_i - \hat{\mu}_z^{\text{new}})(x_i - \hat{\mu}_z^{\text{new}})^\top}{\sum_{i=1}^N \hat{q}_i^{\text{new}}(z)}, \\ \hat{\eta}_z^{\text{new}} &= \log \sum_{i=1}^N \hat{q}_i^{\text{new}}(z) - \log N. \end{aligned}$$

Hard EM. Setting $\Omega(q) = 0$, *i.e.*, removing the regularizer, yields a different E-step:

$$\hat{q}_i^{\text{new}} = \text{argmax}(\pi_1 \mathcal{N}(x_i; \hat{\mu}_1, \hat{\Sigma}_1), \dots, \pi_K \mathcal{N}(x_i; \hat{\mu}_K, \hat{\Sigma}_K)),$$

where $\text{argmax}(u_1, \dots, u_K)$ of a tuple of K numbers returns a vector with $1/m$ in the entries with the same indices as the m maxima and zero everywhere else. If the maximum is unique, this is just the one-hot representation of the maximizer. This hard version of EM coincides with the *classification EM* (CEM) algorithm proposed by Celeux and Govaert [13]. The M-step is the same as in standard EM.

Experimental Details. We generate 1000 samples uniformly from four bivariate Gaussians with means at $[-1, -1]$, $[0, 0]$, $[1, 1]$, and $[1, -1]$. The components overlap significantly, with covariance matrices $0.11 I$, $0.5 I$, $0.7 I$, and $0.9 I$. Additionally, we sample 100 uniformly distributed random samples in $[-3, 3]^2$ to simulate the presence of outliers, yielding a total of 1100 data points. We compare the three EM variants described —standard EM, hard EM, and sparse EM— on unsupervised clustering of this dataset. The number of components in each model is set to 4 and the initial parameters (means and covariances) are randomly initialized from a uniform distribution in $[0, 0.1]$. Each algorithm runs 200 iterations, which we verified is more than enough to satisfy a tight convergence criterion.

We evaluate the quality of unsupervised clustering of each algorithm using three metrics: adjusted mutual information [54], adjusted Rand index [48], and silhouette score [51]. Each model is trained and evaluated across five different random seeds, and the average and standard deviation of the metrics are reported in Table 1, showing that sparse EM outperforms standard and hard EM in two of three standard metrics. See also Figure 1 for a qualitative illustration. In Figure 2 we vary $\rho = 0.1, 0.5, 0.9, 1.0, 1.1, 1.5, 2.0, 3.0$ and evaluate the same three metrics when clustering with the corresponding EM. In the right most image of Figure 2 we verify that the sparsity of the E-step corresponds to the value of ρ for the same values of ρ . We quantify the E-step sparsity by counting the number of clusters assigned 0 mixing proportion at the last iteration of each EM run and averaging across samples. Since the total number of clusters is four, the greatest number of components assigned 0 proportion is three.

C MNIST and FashionMNIST

The objective maximized by standard amortized VI w.r.t. θ (decoder parameters) and ϕ (encoder parameters), for a set of N images is

$$\sum_{i=1}^N \mathbb{E}_{Z \sim q_i} [\log p_\theta(x_i|Z)] - \beta D_{\text{KL}}(q_i \| p_Z), \quad (25)$$

where $q_i = \mathcal{N}(\mu_\phi(x_i), \text{diag}(\sigma_\phi^2(x_i)))$ and

$$p_\theta(x_i|z_i) \sim \text{Bernoulli}(\sigma(f_\theta(z_i)));$$

σ denotes the sigmoid function, and f_θ a neurally parametrized function.

Experimental Details. We train VAEs with two-layer (512, 256) neural networks for both encoder and decoder, with a symmetric design. All models whose results are reported in Table 2 are trained for 50 epochs using a batch size of 64 and the Adam optimizer with a learning rate of 5×10^{-5} . The entropic regularizer is weighted by a factor of $\beta = 0.01$ which prevents posterior collapse. We used the pytorch example <https://github.com/pytorch/examples/blob/main/vae/main.py> as our baseline, and fine tuned the learning rate and β using Optuna [1], keeping resources among compared models equal. In all cases $\beta = 0.01$ ensures that the regularization term is non trivially small. In all cases models converge based on training objective curves, and in preliminary experiments we empirically verified that for ρ and ρ' close to 1, training and validation behavior was similar to the standard VAE. We omit these plots because it is misleading to plot objectives that are not numerically comparable to each other. It would also be misleading to compare the expected loss term with the regularization term, as these are also on different scales, e.g. expected log likelihood compared to $\Omega_2(q) = 1/2\|q\|_2^2$; compare to the log scale of both terms of (25).

We report the ℓ_1 reconstruction error in Table 2, *i.e.* the absolute distance between the model’s reconstructed samples and the original input images, evaluated on the test split for both MNIST and FashionMNIST datasets.⁷ The reconstruction error is the only standard and interpretable metric that is comparable across the VAE alternatives we consider. The FY ELBO has a log scale only in the standard VAE case, which is lost when either the observation or latent variable model is based on a Tsallis entropy with $\rho > 1$. The first row of Table 2 corresponds to the standard VAE with a Gaussian latent variable. The Biweight and Epanechnikov densities are limited support distributions of the latent variable, with Tsallis entropies corresponding to $\rho = 3/2$ $\rho = 2$ respectively. The best reconstruction errors are obtained with latent $(2 - \rho)$ -Gaussian encoders combined with 2-entmax observation models.

D Document Fenchel-Young β -VAE

Similarly with one of the cases we compared in the image VAE, namely the sparsemax observation model combined with a Gaussian latent variable in the previous section, we experiment with a FY β -VAE applied to unsupervised word embeddings to directly model the sparsity of the empirical distribution. In this experiment we focus on tuning the level of sparsity in the observation model rather than using only $\rho' = 2$. The baseline *neural variational document model* (NVDM) proposed by Miao et al. [40] is a standard VAE (with prior $p_Z = \mathcal{N}(0, I)$): it models the joint probability of observed word counts (or proportions) in a document $x_i, i = 1, \dots, N$, and of continuous latent semantic embeddings z_i , by optimizing the same objective as (25) and replacing the multivariate Bernoulli with a multinomial observation model,

$$p_\theta(x_i|z_i) \sim \text{Multinomial}(\text{softmax}(Wz_i)),$$

where $\theta = W \in \mathbb{R}^{|D| \times K}$, K is the dimension of the latent multivariate Gaussian, and $|D|$ is the size of the observed vocabulary. The model parameters are learned by stochastic gradient backpropagation.

Our FY β -VAE model uses the same multivariate Gaussian latent q and prior p_Z , combined with a FY observation model $L_\Psi(\theta(z); x)$:

$$J(\phi, \theta) = \sum_{i=1}^N \mathbb{E}_{Z \sim q} [L_\Psi(\theta(Z); x_i)] + \beta D_{\text{KL}}(q_i \| p_Z),$$

where Ψ is a Tsallis ρ' -negentropy, $\text{dom}(\Psi) = \Delta_{|D|-1}$, and ρ' -entmax replaces softmax in the L_Ψ decoder. Unlike the standard VAE formulation, the deformed exponential family distribution parametrized by $\theta(z)$ can assign zero probability to vocabulary categories that do not occur in a given document, directly modeling the sparse empirical distribution.

⁷MNIST is Public Domain, and FashionMNIST is under an MIT License [58].

MODEL	AVERAGE RE
NVDM	1.4984 ± 0.0009
FY VAE	1.3384 ± 0.0008

Table 3: Average reconstruction error over 5 seeds for each model normalized by the number of examples in the test set (6505).

Experimental Details. We use the *20NewsGroups*⁸ dataset, which consists of 11,314 training samples and 7,531 test samples (documents, represented as bags of words). We assume a decoder parameterizing a sparse discrete distribution over the vocabulary generates all the words in a document independently, given a continuous Gaussian latent variable Z , *i.e.* a dense, continuous document representation. Following Miao et al. [40], we assume that each dimension in the latent space represents a “topic”, which is a simplification of the classical discrete latent variable topic model of [8].

The first 1,000 test samples were used as the validation set for hyperparameter tuning. We perform a search over entmax ρ' , which controls the decoder’s sparsity, learning rate, batch size, number of epochs, and the number of topics using Optuna [1] across 100 trials for both the baseline and FY NVDM models. Finally, we rerun the experiment with the best hyperparameters using five different random seeds and report the reconstruction error (RE) defined by the ℓ_1 distance between the empirical data distribution and the learned observation model distribution. For the baseline NVDM model over 100 Optuna trials the hyperparameters that yield the best reconstruction error of 1.484 reported in Table 3 are batch size = 64, number of alternating epochs updating the decoder and encoder parameters = 1. For the Fenchel-Young β -VAE over 100 Optuna trials the hyperparameters that yield the best reconstruction error of 1.384 reported in Table 3 are $\rho' = 1.314$, batch size = 1024, number of alternating epochs updating the decoder and encoder parameters = 3. In both cases $\beta = 0.01$, learning rate = 5×10^{-5} , number of training epochs = 500, and dimension of the latent Gaussian = 50. Similarly to the image VAE experiments we use $\beta = 0.01$ ensures that the regularization term is non trivially small. Both models converge based on training objective curves, and in preliminary experiments we empirically verified that for ρ' close to 1, training and validation behavior was similar to the NVDM baseline. Again the objectives are not numerically comparable to each other, nor is expected Ψ'_r term with the log scale regularization term. Again ℓ_1 reconstruction error is a metric that is comparable between the NVDM and the FY NVDM.

Our sparse support observation model FYVAE outperforms the NVDM baseline method [40] by 10.68% in absolute reconstruction error, as reported in Table 3.

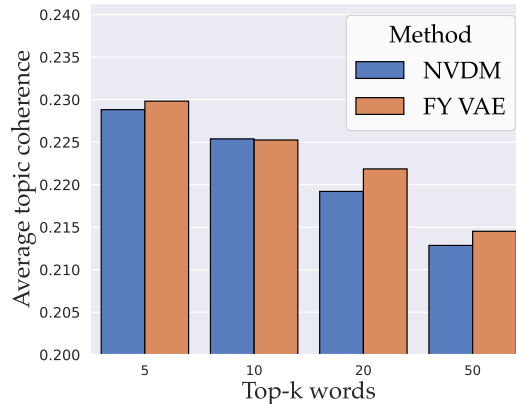


Figure 3: Topic coherence scores for the standard NVDM and the FY VAE models.

Figure 3 shows average coherence scores, measured by the pairwise similarity between embedding representations of the top- k words for each latent “topic” dimension, using a sentence-transformer

⁸<http://qwone.com/~jason/20Newsgroups/>, [35].

model [49].⁹ FYVAE consistently achieves better or similar coherence scores across varying values of k (number of words) than the NVDM model, confirming that the latent document representations learned by FYVAE are more semantically coherent and better aligned with meaningful word groupings.

⁹We use the `all-mpnet-base-v2` model, which is available at huggingface.co/sentence-transformers/all-mpnet-base-v2, under Apache-2.0.