

Evolving dark energy models: Current and forecast constraints

Anowar J. Shajib* and Joshua A. Frieman†

Department of Astronomy & Astrophysics, University of Chicago, Chicago, IL 60637, USA

Kawli Institute for Cosmological Physics, University of Chicago, Chicago, IL 60637, USA

(Dated: February 12, 2025)

Recent results from Type Ia supernovae (SNe Ia) and baryon acoustic oscillations (BAO), in combination with cosmic microwave background (CMB) measurements, have focused renewed attention on dark energy models with a time-varying equation-of-state parameter, $w(z)$. In this paper, we describe the simplest, physically motivated models of evolving dark energy that are consistent with the recent data, a broad subclass of the so-called thawing scalar field models. We provide a quasi-universal, quasi-one-parameter functional fit to the scalar-field $w_\phi(z)$ that captures the behavior of these models more informatively than the standard w_0w_a phenomenological parametrization; their behavior is completely described by the current value of the equation-of-state parameter, $w_0 = w(z=0)$. Combining current data from SNe Ia (DES-SN5YR), BAO (SDSS + DESI Year 1), the CMB (*Planck* and ACT), large-scale structure (DES Year-3 3×2 pt), and strong lensing (TD-COSMO + SLACS), we obtain $w_0 = -0.908 \pm 0.035$, 2.6σ discrepant from the Λ cold dark matter (Λ CDM) model. The Bayesian evidence ratio substantially favors this w_ϕ CDM model over Λ CDM. The data combination that yields the strongest discrepancy with Λ CDM is SNe Ia+BAO, for which $w_0 = -0.840^{+0.048}_{-0.050}$, 3.2σ discrepant from Λ CDM and with a Bayesian evidence ratio strongly in favor. We find that the so-called S_8 tension between the CMB and large-scale structure is slightly reduced in these models, while the Hubble tension is slightly increased. We forecast constraints on these models from near-future surveys (DESI-extension and the Vera Rubin Observatory LSST), showing that the current best-fit w_ϕ CDM model will be distinguishable from Λ CDM at over 9σ .

I. INTRODUCTION

Over the last quarter century, the Λ cold dark matter (Λ CDM) model, with 70% vacuum energy (equivalently the cosmological constant Λ) and 30% matter (CDM plus baryons), has become the standard cosmological paradigm [e.g., 1]. Until recently, it has proven consistent with an array of increasingly precise measurements of cosmic structure and expansion history [e.g., 2–4]. Yet it has long been recognized that Λ CDM is just the simplest version of a broader class of models that can include more complex behaviors in the dark matter or dark energy sectors.

Interest in *dynamical* dark energy models [5] arose in the mid-1990s from what appeared to be observational challenges to the emerging Λ CDM paradigm from strong lensing statistics [6], the high cosmic microwave background (CMB) normalization of the matter power spectrum [7], and early Type Ia supernova (SN Ia) results [8]. While those challenges were subsequently resolved by new data [9, 10] or improved data modeling [11–13], or both, the most recent results from large SN Ia samples such as Pantheon+ [14], Union [15], and the Dark Energy Survey (DES) [16], and baryon acoustic oscillation (BAO) measurements from the Sloan Digital Sky Survey (SDSS) [3] and the Dark Energy Spectroscopic Instrument (DESI) [17], in combination with *Planck* CMB anisotropy constraints [2], are again suggesting that evolving dark energy models may provide a

better fit to the data than Λ CDM.

Neglecting spatial fluctuations, in the fluid approximation, the impact of dark energy on cosmological observables can be quantified in terms of its equation-of-state parameter, the ratio of its energy density to its pressure, $w = p/\rho$. An often-used, two-parameter phenomenological prescription for the redshift evolution of w is given by $w(z) = w_0 + w_a z/(1+z)$ [18, 19], where w_0 is the current value, w_a characterizes its time evolution, and z is redshift; Λ CDM corresponds to the particular case $w_0 = -1$ and $w_a = 0$. The Pantheon+ SN compilation [14], in combination with the SDSS BAO and *Planck* CMB results, yielded $w_0 = -0.841^{+0.066}_{-0.061}$, $w_a = -0.65^{+0.28}_{-0.32}$ for a spatially flat Universe (which we assume throughout), consistent with Λ CDM at 2σ . The DES 5-year SN survey data (DES-SN5YR) [16], a much larger high-redshift SN sample than previous ones, when combined with the SDSS BAO and *Planck* CMB results and DES Year-3 weak lensing and galaxy clustering [4], yielded $w_0 = -0.773^{+0.075}_{-0.067}$, $w_a = -0.83^{+0.33}_{-0.42}$, roughly 3σ from Λ CDM. Subsequently, the DESI collaboration [17] put out its first-year BAO results and combined them with *Planck* CMB and with three separate SN samples. Using the DES-SN5YR sample, they found the greatest (3.9σ) tension with Λ CDM, $w_0 = -0.727 \pm 0.067$, $w_a = -1.05^{+0.31}_{-0.27}$. When using a combination of DESI and SDSS BAO data with the most precise BAO distance measurement in each redshift bin, they obtained a combined constraint $w_0 = -0.761 \pm 0.064$, $w_a = -0.88^{+0.29}_{-0.25}$, 3.5σ from Λ CDM and quite close to the DES-SN5YR results in Ref. [16].

While convenient for separating “thawing” ($w_a < 0$) [5, 7] from “freezing” ($w_a > 0$) [20, 21] dark energy mod-

* ajshajib@uchicago.edu; NHFP Einstein Fellow

† jfrieman@uchicago.edu

els [22] (the latter are now disfavored by the data) and for comparing the constraining power of different probes [23], the w_0w_a parametrization used in these and previous analyses is not ideal for expressing constraints on physically motivated dark energy models. For $w_0 + w_a < -1$, which includes essentially all of the allowed parameter space at 3σ in the recent DESI BAO+CMB+SN analysis, the null energy condition (NEC), $w(z) > -1$, is *naively* violated above some redshift, and the best-fit parameter region corresponds to NEC violation above $z = 0.35$. Put another way, a flat prior on w_0 and w_a does not restrict consideration to physically motivated models, which is problematic given the relatively weak constraining power of current data in this parameter space.

An important caveat to the statement in the previous paragraph attaches to the word “naively”. Since the function constrained by observations is the expansion history, $H(z)$, and integrals thereof, not $w(z)$ itself, and since the inverse mapping from $H(z)$ and distances $D(z)$ to $w(z)$ is not unique, it is in principle possible to find apparently NEC-violating values of w_0 and w_a that closely reproduce the expansion history of an NEC-preserving, thawing scalar-field model with equation of state parameter $w_\phi(z) \geq -1$, even though $w_\phi(z)$ itself is not (necessarily) well fit by the resulting w_0w_a model [19, 24–27]. While such a mapping is possible, it means that we do not have a physical interpretation of the parameters in the w_0w_a prescription.

In this paper, we review the theoretical motivations for the simplest physics-inspired dark energy models consistent with the recent data – what have come to be called thawing scalar field models – and explore present and future constraints upon them, without the mediation of the w_0w_a parametrization. The simplest versions of these models exhibit a quasi-universal behavior [25]. In Section II, we provide a simple parametrized fit to the evolution of the scalar field equation-of-state parameter, $w_\phi(z)$, that is extremely accurate for a wide class of models [as mentioned in Ref. 28]. In Section III, we constrain this parametrized model using a broad array of currently available datasets. We then forecast expected constraints from near-future surveys in Section IV, showing the range of model parameters that will be distinguishable at high confidence from Λ CDM in the coming years. Lastly, we conclude the paper in Section V.

II. THEORY

As noted above, early interest in dynamical dark energy models was driven in part by observations that appeared to disfavor Λ CDM but also by theoretical considerations, in particular the lack of a fundamental explanation for the very small (relative to the Planck scale $M_{\text{Pl}} = 1/\sqrt{G} = 1.2 \times 10^{19}$ GeV, where G is the gravitational constant) but non-zero value of the vacuum energy density, $\rho_{\text{vac}} \sim 10^{-120} M_{\text{Pl}}^4$, within a factor of 2–3 of the matter density today.

A potential solution is to postulate that the true vacuum energy density of the Universe is, in fact, zero (perhaps due to a symmetry) and that the current non-zero *effective* vacuum energy is due to a cosmologically evolving field that has not yet reached its ground state. At the current epoch, any such field must be extremely light by particle physics standards, with effective mass $m \lesssim 3H_0 \simeq 4.5 \times 10^{-33}$ eV. This idea was inspired by models of primordial inflation, in which a massive scalar field takes much longer than a Hubble time to reach its ground state, giving rise to an effective vacuum energy density that drives an early epoch of accelerated expansion.

For an ultra-light scalar field ϕ to serve as the source of dark energy, its current energy density must satisfy $\rho_\phi(t_0) = \Omega_\phi \rho_{\text{crit}} = 3\Omega_\phi H_0^2 M_{\text{Pl}}^2 / 8\pi$, where $\Omega_\phi \simeq 0.7$ is the current vacuum energy density parameter, and its kinetic energy must be small compared to its potential energy, that is, $\dot{\phi}^2/2 \ll V(\phi)$. For a free, massive scalar field with potential energy density $V(\phi) = m^2\phi^2/2$, the constraint above on m implies that the amplitude of the field must be close to the Planck scale, $\phi \gtrsim M_{\text{Pl}}/10$, so that $m/\phi \sim 10^{-60}$ or smaller. These are generic features of scalar-field dark energy models. Such an extreme hierarchy of scales is not natural in most scalar quantum field theories. If the scalar field interacts with other fields, one expects quantum corrections to generate a much larger mass and self-coupling for the field. For example, both the mass and amplitude (vacuum expectation value) of the Higgs field of the Standard Model are of order the electroweak scale, ~ 100 GeV.

Pseudo-Nambu-Goldstone bosons (pNGBs), of which the QCD axion is an example, which arise in models with spontaneously broken global symmetries, can naturally exhibit such a large hierarchy, since their small mass is protected from quantum corrections by a residual shift symmetry that is only weakly broken, and their interactions with other fields are suppressed by inverse powers of the large spontaneous symmetry breaking scale f . Their potential energy density is generically of the form

$$V(\phi) = m^2 f^2 \left[1 + \cos\left(\frac{\phi}{f}\right) \right], \quad (1)$$

where m is the pNGB effective mass. For such a field to provide the dark energy, the discussion above implies $f \gtrsim 10^{18}$ GeV, and the shift-symmetry breaking scale $M \equiv \sqrt{mf} \simeq 3 \times 10^{-3}$ eV [5]. In the recent literature, these models are often referred to as ultra-light axions. For comparison, for the QCD axion, $M \simeq 100$ MeV, typically $f \sim 10^{12} - 10^{16}$ GeV for axion dark matter, and the axion mass $m = M^2/f$ is of order $10^{-5} - 10^{-9}$ eV.

Assuming the canonical Lagrangian for a scalar field, $\mathcal{L} = (1/2)g^{\mu\nu}\partial_\mu\phi\partial_\nu\phi - V(\phi)$, neglecting spatial perturbations, the equation of motion of the field in an expanding universe is given by

$$\ddot{\phi} + 3H\dot{\phi} + \frac{dV}{d\phi} = 0, \quad (2)$$

where the expansion rate at late times is given by

$$H^2 = \frac{8\pi}{3M_{\text{Pl}}^2} (\rho_{\text{m}} + \rho_{\phi}) . \quad (3)$$

Here, ρ_{m} is the matter density, and the energy density of the homogeneous scalar field is

$$\rho_{\phi} = \frac{1}{2} \dot{\phi}^2 + V(\phi) . \quad (4)$$

The time-evolution of ρ_{ϕ} is determined by H and by the equation-of-state parameter, $w_{\phi} = p_{\phi}/\rho_{\phi}$, where the scalar-field pressure is

$$p_{\phi} = \frac{1}{2} \dot{\phi}^2 - V(\phi) . \quad (5)$$

For a given form of the potential, $V(\phi)$, and initial value of the scalar field, $\phi(t_i) \equiv \phi_i$ at some early time $t_i \ll t_0$, this dynamical system can be solved to obtain $\phi(t)$ and thus the expansion history (assuming spatial flatness) as

$$\frac{H(z)^2}{H_0^2} = E(z)^2 = \Omega_{\text{m}}(1+z)^3 + \Omega_{\phi} g_{\phi}(z) , \quad (6)$$

where $g_{\phi}(z) \equiv \rho_{\phi}(z)/\rho_{\phi}(z=0)$ is the redshift-dependent scaling of the scalar field energy density.

In “thawing” scalar field models, the driving term $dV/d\phi$ in Eq.(2) is subdominant at early times compared to the Hubble-damping term $3H\dot{\phi}$. In this limit, the field is effectively frozen at its initial value ϕ_i , hence $\phi(t_i) = 0$, $\rho_{\phi}(t_i) = V(\phi_i)$, and $w_{\phi}(t_i) = -1$. Once the Hubble expansion rate drops below the curvature of the potential, $H(z) < \sqrt{|d^2V/d\phi^2|} \sim m$, the field begins to roll, develops non-negligible kinetic energy, and w_{ϕ} grows from -1 [e.g., 29]. Thawing models include standard potentials of the form $V(\phi) = \pm(1/2)m^2\phi^2 + \lambda\phi^4$ (with $\lambda > 0$), the pNGB model above, and polynomials $V(\phi) = \sum_{i=1}^n a_i\phi^i$ with $a_i \geq 0$. Note that the “thawing” evolution of w_{ϕ} corresponds to $w_a < 0$ in the w_0w_a parametrization [22], the region of parameter space favored by the recent data.

As an example, for a free, massive scalar with $V(\phi) = (1/2)m^2\phi^2$, the condition $\Omega_{\phi} = 0.7$ implies $(m/H_0)\phi(t_0)/M_{\text{Pl}} \simeq 0.44$ in the limit where $\dot{\phi}^2 \ll V(\phi)$. For $m/H_0 \gtrsim 1$ (or $\lesssim 1$), the field begins rolling before the present epoch (or not), and the present value of the equation-of-state parameter $w_0 \equiv w_{\phi}(t_0)$ can be measurably above -1 (or not). For the massive scalar model with $\Omega_{\phi} = 0.7$, numerically we find $w_0 \simeq -1 + (1/7)(m/H_0)^2$ to good approximation.

The evolution of several scalar field models is shown in Fig. 1. While there have been a variety of approximate solutions and fits to late-time scalar field evolution in the literature [e.g., 24, 25, 30, 31], numerical experiments show that the redshift-evolution of w_{ϕ} for simple thawing models (including those mentioned above) is very well approximated by the form [28]

$$w_{\phi}^{\text{fit}}(z) = -1 + (1 + w_0)e^{-\alpha z} , \quad (7)$$

which has the asymptotic behaviors $w_{\phi}^{\text{fit}}(z=0) = w_0$, $w_{\phi}^{\text{fit}}(z \gg 1/\alpha) = -1$. The best-fit value of α is only weakly dependent on w_0 and on the form of $V(\phi)$ and is generally in the narrow range $\alpha = 1.35 - 1.55$. For all the cases shown in Fig. 1, this function fits the scalar-field $w_{\phi}(z)$ to better than 0.004 (0.008) at redshifts $z < 1$ ($z < 2$) (middle panel of Fig. 1), fits the theoretical luminosity distance at $z < 2$ to a fractional error better than 0.04%, and fits the scalar-field expansion history $H(z)$ to better than 0.05% over the same redshift range, well below the precision of current and future measurements. The approximation of Eq. (7) holds if the effective scalar mass $\sqrt{|d^2V/d\phi^2|}$ is not large compared to H_0 ; otherwise, the field will begin oscillating around the minimum of its potential before the present epoch and will not give rise to cosmic acceleration at late times. At the other limit, $\sqrt{|d^2V/d\phi^2|} \ll H_0$, as noted above, the field will still be frozen, $w_0 = -1$, and the model is indistinguishable from Λ CDM.

From Eq. (7), the redshift-scaling of the scalar field energy density is given by

$$g_{\phi}^{\text{fit}}(z) = \exp [3e^{\alpha} (1 + w_0) \{E_1(\alpha) - E_1(\alpha + \alpha z)\}] , \quad (8)$$

where $E_1(x)$ is the exponential integral. The exponential integral $E_1(x)$ has a fast computational algorithm through the convergent series

$$E_1(x) = -\gamma - \ln x - \sum_{k=1}^{\infty} \frac{(-x)^k}{k k!} , \quad (9)$$

where $\gamma \approx 0.577216$ is the Euler–Mascheroni constant [32]. Numerical implementations of $E_1(x)$ are also readily available in widely used mathematical libraries such as the GNU Scientific Library (GSL) and SCIPY.

Note that if we were to treat Eq. 7 as a purely phenomenological model with two free parameters, then $\alpha = 0$ would correspond to a w CDM model with constant $w_{\phi}^{\text{fit}}(z) = w_0$, while $\alpha \gg 1$ would correspond effectively to Λ CDM, with $w_{\phi}^{\text{fit}}(z) = -1$ down to very low redshift and a sharp transition to $w_{\phi}^{\text{fit}}(0) = w_0$ at $z \sim 1/\alpha \ll 1$. However, these extreme values of α are not realized in the family of simple scalar field models we are considering. There are thawing scalar models that do not fall into this family; e.g., the hill-top potential [30] with very steep fall-off, $V(\phi) = M^4[1 - (1/2)k^2(\phi/M_{\text{Pl}})^2]$, with $k^2 \gg 1$ [27], is roughly fit by a model of the form of Eq. 7 with larger values of α than we consider here. We do not consider such models, because (a) they are *not* an approximation to the natural pNGB potential (Eq. 1) near its maximum, for which $k \sim 1$ (which is included in our model class), and (b) as noted in Ref. [27], they require fine-tuning of initial conditions to give rise to accelerated expansion that is observably distinguishable from Λ CDM, with initial field values $\phi_i \sim M_{\text{Pl}}/k^2 \ll M_{\text{Pl}}$. The current data provide no meaningful constraints on the parameter α if it is left free; in Sec. IV, we comment on the potential to constrain α with future data.

For comparison and reference, another parametrization of thawing models we consider is the w_0w_a model fit with the constraint (fixed prior) [25, 26] $w_a = -1.58(1 + w_0)$. This fit has a low- z redshift-dependence similar to that of Eq. 7 with $\alpha = 1.35 - 1.55$ and provides a good fit to $H(z)$ for thawing scalar models (though a less accurate fit to $w_\phi(z)$, see middle panel of Fig. 1 for an example). However, it does not satisfy the asymptotic limit $w(z) \rightarrow -1$ as $z \rightarrow \infty$, which is a defining feature of thawing models. Moreover, it naively violates the NEC, $p + \rho \geq 0$ or equivalently $w(z) \geq -1$, above some redshift for all values of $w_0 \neq -1$, that is, with the exception of the Λ CDM model. As noted in Sec. I, this implies that the w_0w_a model is not to be interpreted as a model for $w_\phi(z)$ itself [27]. By contrast, single scalar field models with canonical Lagrangians of the type discussed above satisfy the NEC, since $p_\phi + \rho_\phi = \dot{\phi}^2 \geq 0$, and this is built into the parametrization of Eq. 7.

III. CURRENT CONSTRAINTS

In this section, we obtain current cosmological constraints on thawing scalar field models from different cosmological probes using the w_ϕ^{fit} formula in Eq. 7 with flat prior on $\alpha \sim \mathcal{U}(1.35, 1.55)$, which we refer to hereafter as the w_ϕ CDM model. The datasets we use are BAO (Section III A), CMB (Section III B), large-scale structure (LSS, Section III C), SNe Ia (Section III D), and strong lensing time delays (Section III E). We present the constraints from these datasets in Section III F.

A. BAO dataset

We form a BAO distance ladder by combining SDSS and DESI BAO measurements of D_M/r_d and D_H/r_d or D_V/r_d in redshift bins, as prescribed by Ref. [17]. Here, r_d is the sound horizon at the drag epoch, $D_M(z)$ is the comoving distance to redshift z , $D_H(z) \equiv c/H(z)$ is the Hubble distance, and $D_V(z) \equiv [z D_M^2(z) D_H(z)]^{1/3}$. In this combined distance ladder, there are eight redshift bins with $z_{\text{eff}} = 0.15, 0.38, 0.51, 0.706, 0.93, 1.317, 1.491$, and 2.33. For the three bins at $z_{\text{eff}} < 0.6$, the SDSS measurements [3] are chosen due to their higher measurement precision than DESI Year 1 in this redshift range. For the Ly α BAO at $z_{\text{eff}} = 2.33$, the measurements from SDSS and DESI Year 1 are combined. For the four redshift bins in between, the DESI Year 1 measurements are chosen since they have the highest precision.

B. CMB dataset

We combine the primary CMB power spectra from *Planck* [33] with the CMB lensing datasets from *Planck* and the Atacama Cosmology Telescope (ACT) DR6

[34, 35]. Specifically, we use the high- ℓ TT , TE , and EE power spectra through the `PlikLite` likelihood, low- ℓ ($\ell \leq 30$) TT power spectra using the `Commander` likelihood, and low- ℓ TE power spectra using the `small` likelihood from the official PR3 release (i.e., TT+lowE in *Planck* notation). For the CMB lensing dataset, *Planck*'s NPIPE PR4 [36] is combined with ACT DR6, as implemented in the likelihood module released with the latter (i.e., the `actplanck_baseline` variation of the lensing power spectra). To achieve the minimum settings (or higher) recommended by ACT for numerical accuracy in CAMB [37, 38], we set `lmax = 4000`, `lens_margin = 1250`, `lens_potential_accuracy = 4`, `AccuracyBoost = 1.1`, `lSampleBoost = 1`, `lAccuracyBoost = 1`. For the HALOFIT module in CAMB, we use HMCODE-2020 [39] excluding baryonic feedback.

C. LSS dataset

We use the three two-point (3×2 pt) correlation functions of LSS probes from the DES Year-3 dataset [4]: (i) autocorrelation of cosmic shear from weak lensing in four source-galaxy photometric-redshift bins, (ii) autocorrelation of lens-galaxy clustering in six photo- z bins, and (iii) cross-correlation of source-galaxy shear with lens-galaxy positions (i.e., galaxy-galaxy lensing). For the lens-galaxy sample, we use the MagLim sample that was adopted as the baseline in Ref. [4]. When inferring the cosmological parameters from this dataset, we marginalize over 25 nuisance parameters, and the adopted priors on them are identical to those in Ref. [4].

D. SN Ia dataset

For our SNe Ia data, we use the DES-SN5YR dataset [16], which is the largest single-survey SNe Ia dataset to date and incorporates analysis improvements over the Pantheon+ analysis [40]. As described in Ref. [41], this dataset combined distance moduli $\mu(z)$ for 1,635 photometrically classified SNe Ia in the redshift range $0.10 < z < 1.13$ from DES with a high-quality, external low-redshift sample of 194 SNe Ia at $0.025 < z < 0.10$.

E. Strong lensing dataset

We use the latest compiled likelihood from the Time-Delay Cosmography (TDCOSMO) collaboration [42] that includes strong lensing time delay information from seven lensed quasars [43–51]. We choose to include additional constraints on the stellar orbital anisotropy from nine Sloan Lens ACS [SLACS; 52] survey lenses with integral-field unit kinematics [53] (i.e., the TDCOSMO+SLACS_{IFU} dataset in the notation of Ref. [42]; see Ref. [54] for usage of the same dataset, with additional priors and extensions, to constrain the

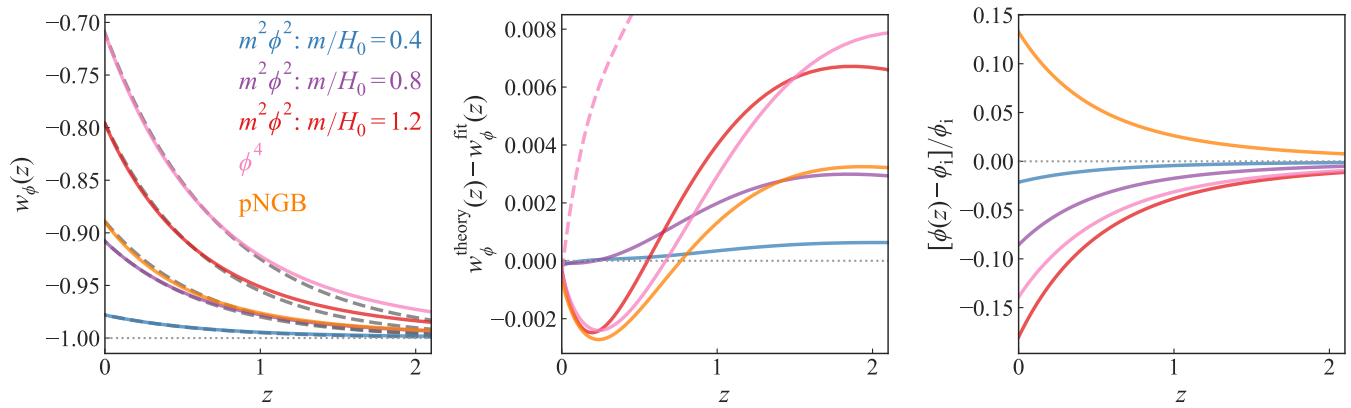


FIG. 1. *Left panel:* $w_\phi(z)$ for thawing scalar field models with $\Omega_\phi \simeq 0.7$: massive scalar with $m/H_0 = 0.4$ ($\phi_i/M_{\text{Pl}} = 1.1$) (blue), 0.8 (0.55) (purple), 1.2 (0.4) (red), $V = (1/2)m^2 M_{\text{Pl}}^2 (\phi/M_{\text{Pl}})^4$ model with 1.2 (0.65) (pink), and pNGB model with $f = 0.25 M_{\text{Pl}}$, $m/H_0 = 1.2$, $\phi_i/f = 1.5$ (orange). Dashed grey curves show the corresponding fits $w_\phi^{\text{fit}}(z)$ (Eq. 7) with $(w_0, \alpha) = (-0.710, 1.35)$, $(-0.796, 1.52)$, $(-0.889, 1.6)$, $(-0.908, 1.52)$, $(-0.978, 1.45)$, from upper to lower. *Middle panel:* residuals between the $w_\phi(z)$ of scalar models and the $w_\phi^{\text{fit}}(z)$ fits for the same models; for comparison, dashed pink curve shows the (larger) residual for the ϕ^4 model using the constrained $w_a = -1.58(1 + w_0)$ model of Ref. [26] (see text) instead of w_ϕ^{fit} . *Right panel:* scalar field evolution for these model parameters.

w CDM and $w_0 w_a$ CDM cosmologies). We marginalize the nuisance parameters pertaining to the mass-sheet and mass-anisotropy degeneracies by simultaneously sampling them with the cosmological parameters.

F. Current results

We use the COSMOSIS software program [55] to implement and combine the likelihoods from the above datasets and sample from the posterior using the NAUTILUS software package [56], which can also compute the Bayesian evidence through importance nested sampling. To set the background cosmology, we modify CAMB, including its HALOFIT module, to implement the w_ϕ CDM model. We list our adopted priors for all cosmological and other nuisance parameters in Table I. We show results for two different flat, bounded priors on the parameter w_0 : $w_0 \sim \mathcal{U}(-2, -0.33)$ and $w_0 \sim \mathcal{U}(-1, -0.33)$. The latter explicitly imposes the NEC $w(z) \geq -1$, which is satisfied by the canonical scalar field models as discussed above. In all cases, we assume the Universe is spatially flat.

The resulting constraints on the Hubble constant $h = H_0/(100 \text{ km s}^{-1} \text{ Mpc}^{-1})$, the matter density parameter Ω_m , the dark energy equation-of-state parameter w_0 (Eq. 7), and the density perturbation amplitude $S_8 = \sigma_8(\Omega_m/0.3)^{0.5}$ are shown in Table II and Figs. 2 and 3. In Table II, we also give the Bayesian evidence ratio between the w_ϕ CDM and Λ CDM models (plus priors). In practice, the parameter constraints are insensitive to the precise width and shape of the prior on α , provided it is sufficiently narrow (the data have no constraining power on α , because observables vary negligibly as α is varied over its prior range for fixed w_0).

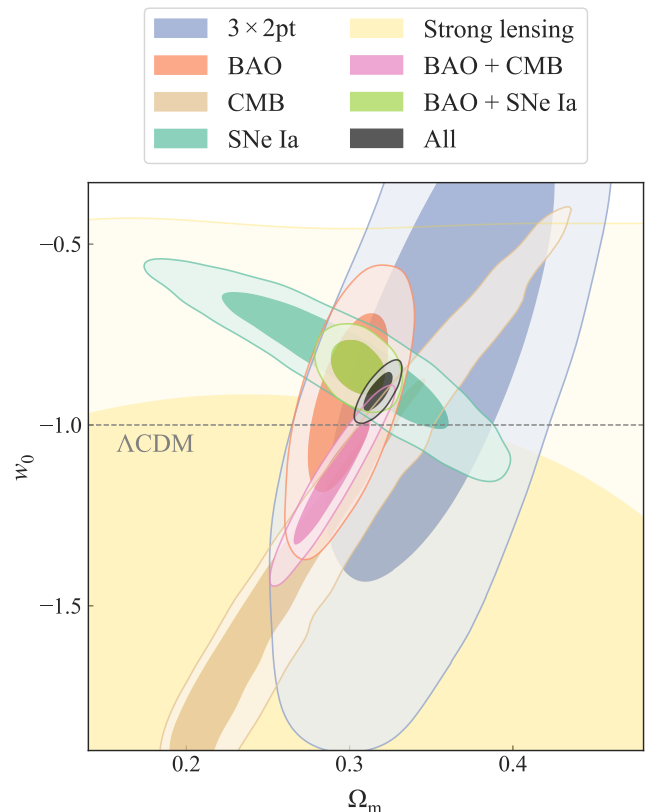


FIG. 2. Current constraints on Ω_m and w_0 in the w_ϕ CDM cosmology from various cosmological datasets and some of their combinations, assuming the broader prior on w_0 . The darker and lighter shaded regions for each probe show the 68% and 95% credible regions, respectively. The horizontal dashed grey line indicates the Λ CDM model with $w_0 = -1$.

TABLE I. Adopted priors on the cosmological and nuisance parameters relevant to the various datasets used in this paper. See Ref. [2] for definitions of the cosmological parameters that are not defined in this paper and of the CMB parameters and Ref. [42] for definitions of the strong lensing parameters. The stated uniform priors for $\Omega_b, \dots, \sum m_\nu$ are only used when LSS or CMB datasets are used. For the other datasets, we fix these four parameters at the best-fit *Planck* 2018 values [2], since the other probes are not sensitive to them.

Parameter	Prior
Cosmology	
h	$\mathcal{U}(0.55, 0.91)$
Ω_m	$\mathcal{U}(0.1, 0.9)$
w_0	$\mathcal{U}(-1, -0.33)$ or $\mathcal{U}(-2, -0.33)$
α	$\mathcal{U}(1.35, 1.55)$
Ω_b	$\mathcal{U}(0.03, 0.07)$
n_s	$\mathcal{U}(0.87, 1.07)$
$A_s \times 10^9$	$\mathcal{U}(0.5, 5)$
$\sum m_\nu$ [eV]	$\mathcal{U}(0.06, 0.6)$
N_{eff}	$\delta(3.046)$
BAO	
$r_d h$ [Mpc], instead of h	$\mathcal{U}(10, 1000)$
CMB	
A_{Planck}	$\mathcal{N}(1, 0.0025^2)$
A_{Lens}	$\delta(1)$
τ	$\mathcal{U}(0.01, 0.25)$
LSS	
25 parameters	Same ones from Ref. [4]
SNe Ia	
Absolute magnitude, M	$\mathcal{U}(-21, -18)$
Strong lensing	
λ_{MST}	$\mathcal{U}(0.5, 1.5)$
$\log \sigma_{\lambda_{\text{MST}}}$	$\mathcal{U}(-3, -0.3)$
α_λ	$\mathcal{U}(-1, 1)$
$\log a_{\text{ani}}$	$\mathcal{U}(-1, 0.7)$
$\log \sigma_{a_{\text{ani}}}$	$\mathcal{U}(-2, 0)$

We can draw a number of conclusions from these results. First, different probes have complementary degeneracies, with SNe nearly orthogonal to BAO and CMB constraints (as is also the case for w CDM models with constant w).

Second, the evidence ratios are, in general, sensitive to the adopted prior on w_0 ; this is not surprising, since the Λ CDM value $w_0 = -1$ is at the boundary of the more restrictive NEC prior. On the other hand, in cases where w_0 is well constrained by the (combined) data and has a central value greater than -1 , the resulting value is insensitive to the choice of prior, as expected.

Third, when all the data are combined, we find $w_0 = -0.908 \pm 0.035$, about 2.6σ discrepant from Λ CDM, with

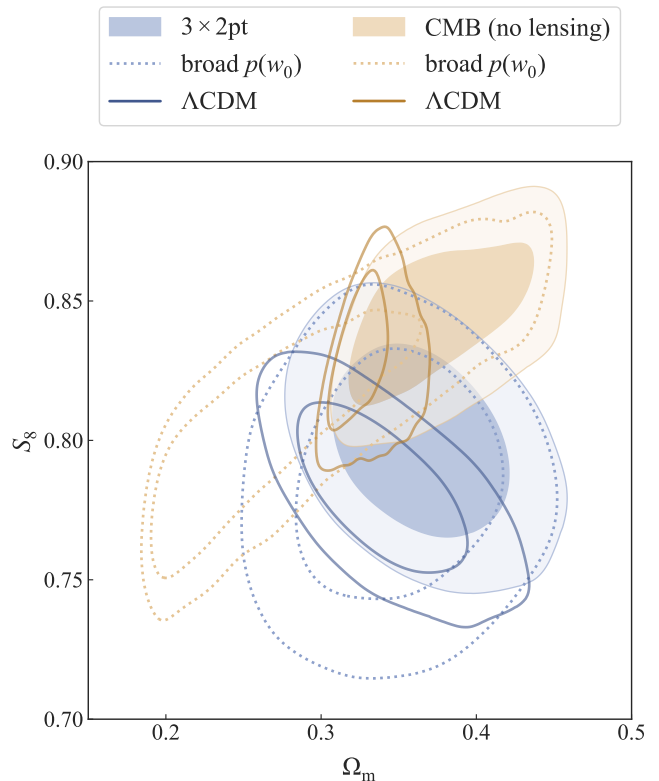


FIG. 3. Current constraints from DES Year-3 3×2 pt and *Planck* CMB (no lensing) on Ω_m and $S_8 \equiv \sigma_8 (\Omega_m/0.3)^{0.5}$ in three cosmologies: (i) the w_ϕ CDM model with the narrow NEC prior on w_0 (shaded contours), (ii) the w_ϕ CDM model with the broad prior on w_0 (dotted contours), and (iii) the Λ CDM model (solid contours). The inner and outer contours represent the 68% and 95% credible regions, respectively. Slight ($< 0.3\sigma$) differences from Fig. 16 of Ref. [4] for Λ CDM are likely due to our use of an improved model for the non-linear matter power spectra from Ref. [39] in the HALOFIT module instead of the one from Ref. [58].

the evidence ratio substantially favoring [57] the w_ϕ CDM model when the physical NEC prior is imposed. We have verified that our results are consistent with those of Ref. [26], who used the $w_a = -1.58(1 + w_0)$ fit, i.e., we find $w_0 = -0.917 \pm 0.035$ when using DES-SN5YR+DESI Year 1 BAO+*Planck*+ACT.

Fourth, the data combination that shows the most significant preference for the w_ϕ CDM model is SNe Ia + BAO, with $w_0 = -0.840_{-0.050}^{+0.048}$, 3.2σ discrepant from Λ CDM and with the evidence ratio strongly favoring w_ϕ CDM with the NEC prior. These results differ from those of Ref. [28], which found a more significant disagreement with Λ CDM for the w_ϕ CDM model; we attribute this to the facts that the latter used only SDSS BAO and a different treatment of the BAO and CMB constraints.

Fifth, the best-fit value of $H_0 = 66.7 \pm 0.6 \text{ km s}^{-1} \text{ Mpc}^{-1}$ for the full data combination (“All” in Table II) is about 1% lower than the *Planck* 2018 value for Λ CDM

TABLE II. Cosmological parameter constraints on w_ϕ CDM from different datasets. The first two rows for each dataset correspond to the two alternative priors on w_0 : $\mathcal{U}(-2, -0.33)$ and $\mathcal{U}(-1, -0.33)$, while the third corresponds to Λ CDM (i.e., $w_0 = -1$). The provided point estimates are medians, and the 1σ uncertainties are obtained from the 16th and 84th percentiles. The last column provides the Bayesian evidence ratio between the w_ϕ CDM model and the Λ CDM model (plus priors); a value of $\log_{10}(\mathcal{Z}/\mathcal{Z}_{\Lambda\text{CDM}}) > 0.5$ (> 1) is considered substantial (strong) evidence in favor of the model; conversely, a value < -0.5 (< -1) substantially (strongly) disfavors it; and anything in between -0.5 and 0.5 is barely worth a mention [57].

w_0 prior	h	Ω_m	w_0	S_8	$\log_{10}(\mathcal{Z}/\mathcal{Z}_{\Lambda\text{CDM}}) [\pm 0.01]$
$3 \times 2\text{pt}$					
$\mathcal{U}(-2, -0.33)$	–	$0.348^{+0.043}_{-0.044}$	$-0.895^{+0.351}_{-0.446}$	$0.786^{+0.029}_{-0.031}$	–0.08
$\mathcal{U}(-1, -0.33)$	–	$0.364^{+0.039}_{-0.037}$	$-0.694^{+0.225}_{-0.206}$	$0.799^{+0.023}_{-0.023}$	+0.13
$\delta(-1)$	–	$0.339^{+0.037}_{-0.035}$	–	$0.782^{+0.020}_{-0.020}$	–
BAO					
$\mathcal{U}(-2, -0.33)$	–	$0.298^{+0.016}_{-0.016}$	$-0.936^{+0.162}_{-0.167}$	–	–0.56
$\mathcal{U}(-1, -0.33)$	–	$0.304^{+0.015}_{-0.014}$	$-0.862^{+0.128}_{-0.093}$	–	–0.35
$\delta(-1)$	–	$0.295^{+0.013}_{-0.012}$	–	–	–
CMB (no lensing)					
$\mathcal{U}(-2, -0.33)$	$0.741^{+0.081}_{-0.097}$	$0.263^{+0.085}_{-0.050}$	$-1.425^{+0.541}_{-0.373}$	$0.806^{+0.033}_{-0.029}$	+0.05
$\mathcal{U}(-1, -0.33)$	$0.624^{+0.029}_{-0.036}$	$0.371^{+0.047}_{-0.033}$	$-0.759^{+0.244}_{-0.172}$	$0.844^{+0.019}_{-0.020}$	–0.21
$\delta(-1)$	$0.666^{+0.009}_{-0.012}$	$0.326^{+0.016}_{-0.012}$	–	$0.830^{+0.017}_{-0.017}$	–
CMB					
$\mathcal{U}(-2, -0.33)$	$0.759^{+0.070}_{-0.090}$	$0.251^{+0.072}_{-0.041}$	$-1.506^{+0.476}_{-0.311}$	$0.803^{+0.033}_{-0.024}$	+0.13
$\mathcal{U}(-1, -0.33)$	$0.631^{+0.025}_{-0.035}$	$0.364^{+0.045}_{-0.029}$	$-0.797^{+0.234}_{-0.148}$	$0.850^{+0.015}_{-0.014}$	–0.31
$\delta(-1)$	$0.666^{+0.007}_{-0.010}$	$0.325^{+0.014}_{-0.010}$	–	$0.836^{+0.010}_{-0.010}$	–
SNe Ia					
$\mathcal{U}(-2, -0.33)$	–	$0.297^{+0.045}_{-0.046}$	$-0.812^{+0.118}_{-0.136}$	–	–0.24
$\mathcal{U}(-1, -0.33)$	–	$0.292^{+0.039}_{-0.044}$	$-0.798^{+0.111}_{-0.112}$	–	+0.12
$\delta(-1)$	–	$0.352^{+0.017}_{-0.016}$	–	–	–
Strong lensing					
$\mathcal{U}(-2, -0.33)$	$0.740^{+0.083}_{-0.077}$	$0.341^{+0.224}_{-0.149}$	$-1.474^{+0.518}_{-0.365}$	–	+0.10
$\mathcal{U}(-1, -0.33)$	$0.684^{+0.064}_{-0.057}$	$0.386^{+0.263}_{-0.186}$	$-0.766^{+0.247}_{-0.170}$	–	–0.25
$\delta(-1)$	$0.712^{+0.066}_{-0.063}$	$0.345^{+0.248}_{-0.161}$	–	–	–
BAO + CMB					
$\mathcal{U}(-2, -0.33)$	$0.704^{+0.020}_{-0.018}$	$0.288^{+0.015}_{-0.015}$	$-1.159^{+0.110}_{-0.117}$	$0.817^{+0.009}_{-0.009}$	–0.34
$\mathcal{U}(-1, -0.33)$	$0.671^{+0.006}_{-0.008}$	$0.316^{+0.008}_{-0.007}$	$-0.963^{+0.050}_{-0.027}$	$0.825^{+0.009}_{-0.009}$	–1.08
$\delta(-1)$	$0.678^{+0.004}_{-0.004}$	$0.310^{+0.005}_{-0.005}$	–	$0.823^{+0.008}_{-0.008}$	–
BAO + SNe Ia					
$\mathcal{U}(-2, -0.33)$	–	$0.305^{+0.011}_{-0.011}$	$-0.840^{+0.049}_{-0.050}$	–	+0.93
$\mathcal{U}(-1, -0.33)$	–	$0.305^{+0.011}_{-0.011}$	$-0.840^{+0.048}_{-0.050}$	–	+1.33
$\delta(-1)$	–	$0.318^{+0.011}_{-0.010}$	–	–	–
All					
$\mathcal{U}(-2, -0.33)$	$0.667^{+0.006}_{-0.006}$	$0.318^{+0.006}_{-0.006}$	$-0.909^{+0.036}_{-0.035}$	$0.821^{+0.007}_{-0.007}$	+0.26
$\mathcal{U}(-1, -0.33)$	$0.667^{+0.006}_{-0.006}$	$0.318^{+0.006}_{-0.006}$	$-0.908^{+0.035}_{-0.035}$	$0.821^{+0.007}_{-0.007}$	+0.64
$\delta(-1)$	$0.680^{+0.003}_{-0.004}$	$0.307^{+0.005}_{-0.004}$	–	$0.821^{+0.007}_{-0.007}$	–

[2], slightly exacerbating the tension with low-redshift estimates of the Hubble constant based on the distance ladder [59, 60].

Sixth, as Table II and Fig. 3 show, in w_ϕ CDM with the narrow (NEC) prior on w_0 , both the large-scale structure

and CMB (no lensing) values of S_8 and Ω_m shift upward from their Λ CDM values, increasing the overlap area of the allowed regions in the S_8 – Ω_m parameter space at 1σ when only these two constraints are used. We compute the “parameter shift” [61] as a tension metric [62] be-

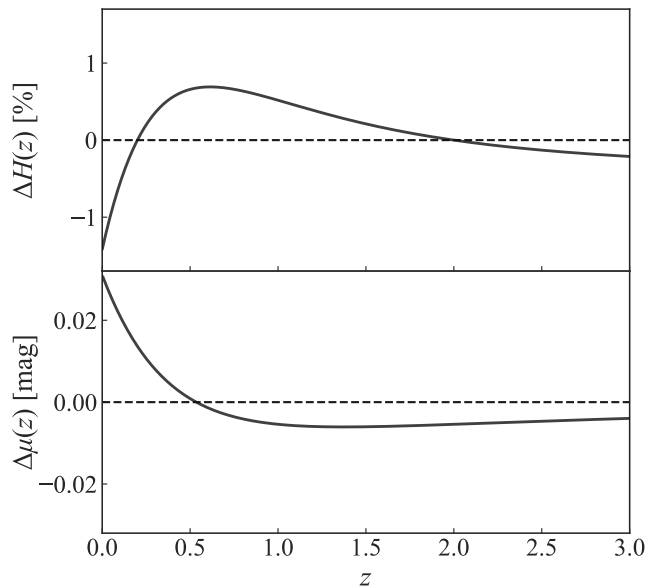


FIG. 4. Top panel: fractional residual in expansion history $H(z)$ between the best-fit w_ϕ CDM model from all the datasets combined (the “All” entry in Table II) and the best-fit *Planck* 2018 CMB $H(z)$ for Λ CDM [2]. Lower panel: difference in distance modulus $\mu(z)$ between the same two models.

tween these two datasets using the TENSIMETER software package. We find that the two datasets are consistent within 0.9σ , 1.1σ , and 1.2σ for the w_ϕ CDM model with narrow w_0 prior, the same model but with the broad w_0 prior, and the Λ CDM model, respectively, indicating a slight reduction in the S_8 tension for w_ϕ CDM. However, as Table II shows, when all datasets are combined, the resulting value of S_8 is insensitive to the model choice, while the central value of Ω_m increases by about 2σ in going from Λ CDM to w_ϕ CDM.

These conclusions differ from the analysis of Ref. [17] quoted in Sec. I, which found a larger 3.5σ discrepancy from Λ CDM for a subset of these datasets when using the $w_0 w_a$ prescription with wide, flat priors on w_0 and w_a . This is to be expected, since the latter parameter space is not constrained to track these thawing models.

Finally, we can interpret these observational constraints in terms of fundamental parameters of physical models for thawing dark energy. For example, for the massive scalar field model discussed above, the result $w_0 = -0.908 \pm 0.035$ implies a scalar field mass $m/H_0 = 0.8 \pm 0.2$, where $H_0 = 2.13h \times 10^{-33}$ eV, an initial value for the scalar field $\phi_i/M_{\text{Pl}} \simeq 0.55$, and that the field amplitude has changed by about 8% from its initial value until today (purple curves in Fig. 1). The 95% upper bound on the scalar mass is $m < 1.6 \times 10^{-33}$ eV.

IV. FORECASTS

Since the current combined datasets indicate a 2.6σ departure from Λ CDM for w_ϕ CDM, it is natural to ask how well near-future data will be able to constrain these models. The difference in expansion history and distance modulus between the best-fit w_ϕ CDM model and the *Planck* 2018 Λ CDM model is shown in Fig. 4 and derives largely from the fact that *Planck* precisely fixes the distance to the last scattering surface at $z \sim 1100$. Fig. 4 shows that distinguishing these two models will require distance and expansion history measurements with (sub)percent precision in multiple redshift bins to $z \sim 1$. Fortunately, near-future surveys expect to achieve this. Moreover, probes of the growth of structure will provide independent constraints on these models.

In this section, we provide forecasts for cosmological datasets from imminent or next-generation surveys and facilities. These future datasets are BAO measurements from the extended DESI survey (Section IV A) and four cosmology probes from the Vera Rubin Observatory Legacy Survey of Space and Time (LSST): 3×2 pt correlations (Section IV B), clusters (Section IV C), SNe Ia (Section IV D), and strong lensing (Section IV E). Section IV F presents the forecast precision on w_0 and Ω_m from these future datasets. As the fiducial cosmology for this forecast, we adopt our best-fit w_ϕ CDM cosmology with the NEC prior from the combination of all datasets (the “All” case with $p(w_0) \sim \mathcal{U}(-1, -0.33)$ in Table II).

A. DESI-extension BAO

The DESI collaboration has proposed an extension of the baseline five-year, 14,000 sq. deg. survey that would improve the precision of BAO measurements by increasing the density of Luminous Red Galaxy (LRG) targets, increasing the completeness of emission line galaxy (ELG) targets, and increasing the survey area by 20% [63]. Using their forecast BAO uncertainties, we create a mock dataset for D_M/r_d and D_H/r_d measurements in 31 redshift bins of width $\Delta z = 0.1$ with $0 < z_{\text{eff}} < 3.25$. We sample from the corresponding posterior using COSMOSIS and EMCEE [64].

B. LSST 3×2 pt

To forecast constraints from LSST’s weak lensing and galaxy clustering measurements, we use the mock Year-10 datasets for galaxy–galaxy, shear–shear, and galaxy–shear two-point correlations generated in the Rubin LSST Dark Energy Science Collaboration (DESC) Science Requirements Document [SRD; 65]. The SRD adopted a sky coverage of 14,300 sq. deg. after Year 10, which reaches an i -band median depth of 26.35 (for 5σ point-source detection). The lens sample in the mock dataset adopts ten tomographic bins between $0.2 \leq z \leq$

1.2 with uniform widths of 0.2, with a limiting magnitude of $i_{\text{lim}} = 25.3$ and a number density of 48 arcmin^{-2} . The source galaxies are divided into five redshift bins without any upper cutoff in the largest redshift one, with an effective number density of 27 arcmin^{-2} . We forecast the cosmological parameter constraints from the Fisher matrix by adapting the code suite provided by the DESC SRD team.¹ The cosmological calculations in this code suite are performed with COSMOLIKE [66]. We marginalize the effect of calibrateable systematics from the bias in the mean photo- z as implemented in the above code suite.

C. LSST clusters

We use the mock Year-10 dataset for the cluster weak lensing and tomographic cluster count generated for the DESC SRD [65]. The cluster counts are binned in five redshift bins uniformly spaced between 0.2 and 1 and five richness bins with non-uniform widths between 20 and 220, and no error is assumed in the cluster redshifts. The stacked weak lensing observables are considered in the 1-halo regime. We use the Fisher matrix to obtain the forecast constraints on the cosmological parameters from this dataset while marginalizing the effect of calibrateable systematics in the mean photo- z of the sources.

D. LSST SNe Ia

We use the same mock Year-10 SN Ia sample used in the DESC SRD [65]. The relative magnitudes of the SNe Ia in this dataset are binned into 40 bins and span the redshift range $0.013 < z < 1.368$. The DESC SRD team inflated the covariance matrix of the w_0 and w_a parameters by ~ 1.5 to account for calibrateable systematics. We find from numerical experiments that this factor of ~ 1.5 on the $w_0 - w_a$ covariance matrix is similar to multiplying the covariance matrix of the mock data of distance moduli by a factor of ~ 2 . Therefore, we apply this factor of 2 to the covariance matrix of the binned distance moduli before extracting the posterior using COSMOSIS and EMCEE.

E. LSST strong lensing

We consider the same strong lensing dataset used in the forecast by Ref. [67]. This dataset includes four classes of strong lenses: lensed quasars with time delays, lensed SNe Ia with time delays, double-source-plane lenses, and single-plane lenses with kinematics. The adopted sample sizes for these classes are 236, 153, 87, and 10,000,

respectively, which are determined based on forecasts considering lens detectability and achievability of the required follow-up datasets with sufficient signal-to-noise ratio. For the first of these three classes, we use HIERARC to simultaneously infer cosmological and population-level galaxy or SN parameters with a hierarchical Bayesian methodology. The mass-sheet degeneracy parameters are allowed to be maximally free in the time-delay cosmography methods [68, 69], with this degeneracy broken with the kinematics for the lensed quasars (with a subset of 40 systems having JWST-quality resolved kinematics and the rest with unresolved ones) [70, 71] and with standardizable magnitudes for the lensed SNe [72]. We adopt the redshift distribution for the 87 double-source-plane lenses and the uncertainties in the mock data [i.e., the distance ratios $\beta_{s1,s2}$, 73] from Ref. [74].

Ref. [75] provided forecast posteriors from the 10,000 single-plane lenses with kinematics in the w_0w_a parametrization of evolving dark energy. We incorporate the cosmological information from this mock dataset by transforming the posterior in the w_0w_a CDM parameter space into a prior in the w_ϕ CDM parameter space through a placeholder data vector of angular diameter distances. We construct this data vector with 20 redshift bins between $0.04 \leq z \leq 1.5$, the range spanned by the mock sample of Ref. [75]. We first synthesize this data vector using the w_0w_a CDM posterior from Ref. [75]. We extract the covariance matrix for the bins from the distances sampled from the posterior and retain it to make the exact choice of bin numbers inconsequential. In this step, we inflate the Ω_m and w_0 distributions with factors 1.67 and 0.66, respectively, which is a necessary augmentation due to the performed conversion of a non-Gaussian parameter distribution into a data vector with Gaussian covariance; we find these factors by matching the resultant w CDM posterior from the synthesized angular diameter distance dataset to that in Ref. [75]. After we obtain the covariance matrix of the data vector, we set the mean expansion history encoded by the angular diameter distances to that from our fiducial w_ϕ CDM cosmology while also scaling the covariance matrix accordingly. This data vector then effectively provides a prior for the other three classes of strong lenses, with Gaussian standard deviations $\sigma_{\Omega_m} = 0.022$, $\sigma_{w_0} = 0.16$, and a Pearson correlation coefficient $r = 0.65$. As expected, this is less informative than the w CDM posterior (i.e., $\sigma_{\Omega_m} = 0.015$, $\sigma_{w_0} = 0.11$, and $r \approx 0$) from Ref. [75], since w CDM is a one-parameter extension of Λ CDM, whereas w_ϕ CDM is a quasi-one-parameter one.

F. Forecast results

Table III and Fig. 5 show the forecast constraints on Ω_m and w_0 for the w_ϕ CDM model from these near-future datasets and their combination. These numbers should be interpreted with caution, since they depend on assumptions about system performance, systematic error

¹ https://github.com/CosmoLike/DESC_SRD

TABLE III. Forecast precision on cosmological parameters from different datasets. The second and third columns provide the 1σ uncertainties for Ω_m and w_0 , respectively. The fourth column provides the Pearson correlation coefficient r .

Dataset	σ_{Ω_m}	σ_{w_0}	r
DESI-extension BAO	0.0069	0.077	0.52
LSST 3×2 pt	0.0097	0.081	0.89
LSST clusters	0.0148	0.163	0.82
LSST SNe Ia	0.0072	0.024	-0.89
LSST strong lensing	0.0118	0.048	-0.19
Combined	0.0024	0.011	-0.40
Combined + CMB (<i>Planck</i> + ACT)	0.0023	0.010	-0.36

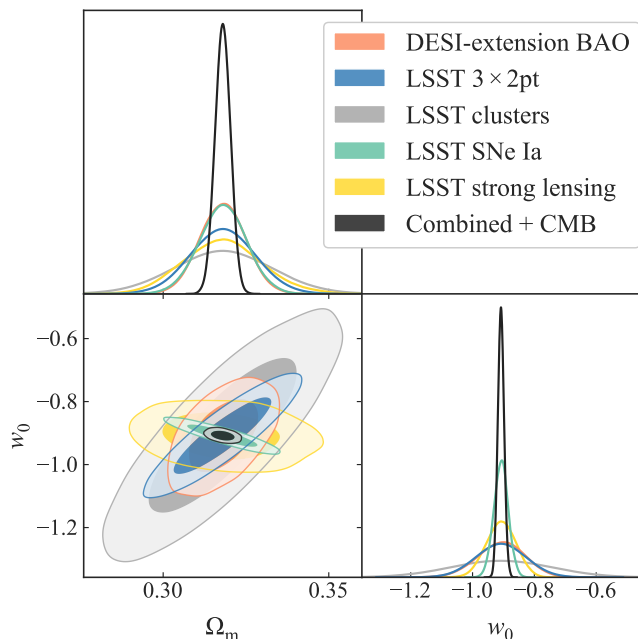


FIG. 5. Forecast constraints on Ω_m and w_0 from DESI-extended BAO (orange) and Rubin LSST probes of cosmology after Year 10: 3×2 pt correlations (blue), clusters (grey), SNe Ia (emerald), and strong lensing (yellow). The fiducial values are set at $\Omega_m = 0.318$ and $w_0 = -0.908$ based on the “All” measurement with the NEC prior in Table II. The Combined + CMB case (black) corresponds to the combination of all the future datasets and the current CMB constraints (from *Planck*+ACT, Section III B). The displayed posteriors have been adjusted to remove random fluctuations of the means, which are consistent with the statistical uncertainty levels, allowing for clearer visualization of each probe’s relative constraining power.

levels, and nuisance parameters that often are not well determined ahead of time. However, we expect the broad trends shown here to be robust: the probes sensitive to the growth of structure (3×2 pt and clusters) show the strongest correlation between Ω_m and w_0 , followed by BAO. Conversely, SNe show an anti-correlation as in the

current data, and strong lensing shows a very weak anti-correlation. These complementary degeneracies mean that the combined constraints will be very tight, and the fact that we have multiple probes with similar degeneracies will provide systematic cross-checks between them.

The combined forecast constraints on each of the two parameters are about three times stronger than the current combined constraints. We also note that these constraints are strong enough that including current CMB data yields only very modest improvements. If the combined central value of w_0 were to remain at -0.908 , it would go from a 2.6σ deviation from Λ CDM to a 9.2σ one. Therefore, the prospects for testing physical models of evolving dark energy models as the source of the recent SN+BAO+CMB results appear quite good.

Finally, as noted above, current data place no meaningful constraints on the evolution parameter α of Eq. 7, so it is interesting to ask whether future data might do so. We have carried out forecasts using the LSST SN Ia dataset for the same fiducial w_ϕ CDM model, but allowing a very broad, flat prior on α in the fit (with fiducial value $\alpha = 1.45$), and find only weak upper bounds on α of 9.8, 18.5, and 59 at 84th, 90th, and 95th percentiles, respectively. In this case with the broad α prior, there is also a degeneracy between the inferred values of α and Ω_m that leads to bias in the marginalized value of Ω_m . This imperfect degeneracy can be interpreted as that the expansion history required by the data can be retained with a simultaneous increase in α and Ω_m , where their impact on changing the epoch of matter–dark energy equality counteracts each other at fixed or well-constrained w_0 .

V. CONCLUSION

We have derived current and forecast near-future parameter constraints on a broad class of simple, physically well-motivated, evolving scalar-field dark energy models, using a quasi-one-dimensional parametrization for the evolution of the scalar-field equation of state parameter, $w_\phi(z)$, that is surprisingly accurate for these models. Within this class of models, the current data prefer (at 2.6σ) a model with scalar-field mass just slightly below the current value of the Hubble parameter, $m = (0.8\pm 0.2)H_0 = (1.1\pm 0.3)\times 10^{-33}$ eV (for a free, massive scalar), corresponding to a current value of the equation of state parameter $w_0 = -0.908\pm 0.035$, with a Bayesian evidence ratio substantially in favor of these models over Λ CDM when using a physical (NEC-constrained) prior on w_0 .

While there are scalar field models that provide a better fit to the current data than the class of models we have considered [27], for the reasons outlined in Sec. II, we have chosen to impose a theory prior that excludes such behavior.

For the class of models we have considered, near-future data from the extended DESI survey and the Rubin Ob-

servatory LSST should improve upon current constraints on Ω_m and w_0 by a factor of three each, in which case a model with the current central value of w_0 would be distinguishable from Λ CDM with very high confidence (9.2σ) and convincing Bayesian evidence. This is an exciting prospect.

ACKNOWLEDGMENTS

The authors thank Shrihan Agarwal, Dhayaa Anbajagane, Austin Joyce, Tanvi Karwal, Yuuki Omori, David Shlivko, Michael Turner, Georgios Valogiannis, and Joe Zuntz for helpful discussions. The authors also thank Simon Birrer, Martin Millon, and Judit Prat for having implemented the TDCOSMO likelihood in COSMOSIS

at the ‘‘Lensing at Difference Scales’’ workshop hosted by KICP in 2023. Support for this work was provided by NASA through the NASA Hubble Fellowship grant HST-HF2-51492 awarded to AJS by the Space Telescope Science Institute (STScI), which is operated by the Association of Universities for Research in Astronomy, Inc., for NASA, under contract NAS5-26555. AJS also received support from NASA through STScI grants HST-GO-16773 and JWST-GO-2974.

This work was completed in part with resources provided by the University of Chicago’s Research Computing Center. This paper made use of **COSMOSIS** [55], **TENSIOMETER** [61], **EMCEE** [64], **SCHWIMMBAD** [76], **GETDIST** [77], **NUMPY** [78], **ASTROPY** [79–81], **SCIPY** [82], **MPI4PY** [83–87], **JUPYTER** [88], **LENSTRONOMY** [89, 90], **HIERARC**, **PARTHENOPE** [91], and **FAST-PT** [92].

-
- [1] J. A. Frieman, M. S. Turner, and D. Huterer, Dark energy and the accelerating universe, *Annual Review of Astronomy and Astrophysics* **46**, 385–432 (2008).
- [2] P. Collaboration, Planck 2018 results. vi. cosmological parameters, *A&A* **641**, A6 (2020).
- [3] S. Alam, M. Aubert, S. Avila, C. Balland, J. E. Bautista, M. A. Bershad, D. Bizyaev, M. R. Blanton, A. S. Bolton, J. Bovy, J. Brinkmann, J. R. Brownstein, E. Burtin, S. Chabanier, M. J. Chapman, P. D. Choi, C.-H. Chuang, J. Comparat, M.-C. Cousinou, A. Cuceu, K. S. Dawson, S. de la Torre, A. de Mattia, V. d. S. Agathe, H. d. M. des Bourbonx, S. Escoffier, T. Etourneau, J. Farr, A. Font-Ribera, P. M. Frinchaboy, S. Fromenteau, H. Gil-Marín, J.-M. Le Goff, A. X. Gonzalez-Morales, V. Gonzalez-Perez, K. Grabowski, J. Guy, A. J. Hawken, J. Hou, H. Kong, J. Parker, M. Klaene, J.-P. Kneib, S. Lin, D. Long, B. W. Lyke, A. de la Macorra, P. Martini, K. Masters, F. G. Mohammad, J. Moon, E.-M. Mueller, A. Muñoz-Gutiérrez, A. D. Myers, S. Nadathur, R. Neveux, J. A. Newman, P. Noterdaeme, A. Oravetz, D. Oravetz, N. Palanque-Delabrouille, K. Pan, R. Paviot, W. J. Percival, I. Pérez-Ràfols, P. Petitjean, M. M. Pieri, A. Prakash, A. Raichoor, C. Ravoux, M. Rezaie, J. Rich, A. J. Ross, G. Rossi, R. Ruggeri, V. Ruhlmann-Kleider, A. G. Sánchez, F. J. Sánchez, J. R. Sánchez-Gallego, C. Sayres, D. P. Schneider, H.-J. Seo, A. Shafieloo, A. Slosar, A. Smith, J. Stermer, A. Tamone, J. L. Tinker, R. Tojeiro, M. Vargas-Magaña, A. Variu, Y. Wang, B. A. Weaver, A.-M. Weijmans, C. Yèche, P. Zarrouk, C. Zhao, G.-B. Zhao, and Z. Zheng, Completed sdss-iv extended baryon oscillation spectroscopic survey: Cosmological implications from two decades of spectroscopic surveys at the apache point observatory, *Physical Review D* **103**, 083533 (2021), 2021PhRvD.103h3533A.
- [4] T. M. C. Abbott, M. Aguena, A. Alarcon, S. Allam, O. Alves, A. Amon, F. Andrade-Oliveira, J. Annis, S. Avila, D. Bacon, E. Baxter, K. Bechtol, M. R. Becker, G. M. Bernstein, S. Bhargava, S. Birrer, J. Blazek, A. Brandao-Souza, S. L. Bridle, D. Brooks, E. Buckley-Geer, D. L. Burke, H. Camacho, A. Campos, A. Carnero Rosell, M. Carrasco Kind, J. Carretero, F. J. Castander, R. Cawthon, C. Chang, A. Chen, R. Chen, A. Choi, C. Conselice, J. Cordero, M. Costanzi, M. Croce, L. N. da Costa, M. E. da Silva Pereira, C. Davis, T. M. Davis, J. De Vicente, J. DeRose, S. Desai, E. Di Valentino, H. T. Diehl, J. P. Dietrich, S. Dodelson, P. Doel, C. Doux, A. Drlica-Wagner, K. Eckert, T. F. Eifler, F. Elsner, J. Elvin-Poole, S. Everett, A. E. Evrard, X. Fang, A. Farahi, E. Fernandez, I. Ferrero, A. Ferté, P. Fosalba, O. Friedrich, J. Frieman, J. García-Bellido, M. Gatti, E. Gaztanaga, D. W. Gerdes, T. Giannantonio, G. Giannini, D. Gruen, R. A. Gruendl, J. Gschwend, G. Gutierrez, I. Harrison, W. G. Hartley, K. Herner, S. R. Hinton, D. L. Hollowood, K. Honscheid, B. Hoyle, E. M. Huff, D. Huterer, B. Jain, D. J. James, M. Jarvis, N. Jeffrey, T. Jeltema, A. Kovacs, E. Krause, R. Kron, K. Kuehn, N. Kuropatkin, O. Lahav, P. F. Leget, P. Lemos, A. R. Liddle, C. Lidman, M. Lima, H. Lin, N. MacCarran, M. A. G. Maia, J. L. Marshall, P. Martini, J. McCullough, P. Melchior, J. Mena-Fernández, F. Menanteau, R. Miquel, J. J. Mohr, R. Morgan, J. Muir, J. Myles, S. Nadathur, A. Navarro-Alsina, R. C. Nichol, R. L. C. Ogando, Y. Omori, A. Palmese, S. Pandey, Y. Park, F. Paz-Chinchón, D. Petravick, A. Pieres, A. A. Plazas Malagón, A. Porredon, J. Prat, M. Raveri, M. Rodriguez-Monroy, R. P. Rollins, A. K. Romer, A. Roodman, R. Rosenfeld, A. J. Ross, E. S. Rykoff, S. Samuroff, C. Sánchez, E. Sanchez, J. Sanchez, D. Sanchez Cid, V. Scarpine, M. Schubnell, D. Scolnic, L. F. Secco, S. Serrano, I. Sevilla-Noarbe, E. Sheldon, T. Shin, M. Smith, M. Soares-Santos, E. Suchyta, M. E. C. Swanson, M. Tabbutt, G. Tarle, D. Thomas, C. To, A. Troja, M. A. Troxel, D. L. Tucker, I. Tutusaus, T. N. Varga, A. R. Walker, N. Weaverdyck, R. Wechsler, J. Weller, B. Yanny, B. Yin, Y. Zhang, J. Zuntz, and D. Collaboration, Dark energy survey year 3 results: Cosmological constraints from galaxy clustering and weak lensing, *Physical Review D* **105**, 023520 (2022), 2022PhRvD.105b3520A.
- [5] J. A. Frieman, C. T. Hill, A. Stebbins, and I. Waga, Cosmology with ultralight pseudo nambu-goldstone bosons, *Physical Review Letters* **75**, 2077 (1995), 1995PhRvL..75.2077F.
- [6] C. S. Kochanek, Is there a cosmological con-

- stant?, *The Astrophysical Journal* **466**, 638 (1996), [1996ApJ...466..638K](#).
- [7] K. Coble, S. Dodelson, and J. A. Frieman, Dynamical λ models of structure formation, *Physical Review D* **55**, 1851 (1997), [1997PhRvD..55.1851C](#).
- [8] S. Perlmutter, B. Boyle, P. Bunclark, D. Carter, W. Couch, S. Deustua, M. Dopita, R. Ellis, A. V. Filippenko, S. Gabi, K. Glazebrook, G. Goldhaber, A. Goobar, D. Groom, I. Hook, M. Irwin, A. Kim, M. Kim, J. Lee, T. Matheson, R. McMahon, H. Newberg, R. Pain, C. Pennypacker, and I. Small, High-redshift supernova discoveries on demand: First results from a new tool for cosmology and bounds on q_0 , *Nuclear Physics B Proceedings Supplements*, Vol. 51 **51**, 20 (1996), [1996NuPhS..51...20P](#).
- [9] A. G. Riess, A. V. Filippenko, P. Challis, A. Clocchiatti, A. Diercks, P. M. Garnavich, R. L. Gilliland, C. J. Hogan, S. Jha, R. P. Kirshner, B. Leibundgut, M. M. Phillips, D. Reiss, B. P. Schmidt, R. A. Schommer, R. C. Smith, J. Spyromilio, C. Stubbs, N. B. Suntzeff, and J. Tonry, Observational evidence from supernovae for an accelerating universe and a cosmological constant, *A.J.* **116**, 1009 (1998).
- [10] S. Perlmutter, G. Aldering, G. Goldhaber, R. A. Knop, P. Nugent, P. G. Castro, S. Deustua, S. Fabbro, A. Goobar, D. E. Groom, I. M. Hook, A. G. Kim, M. Y. Kim, J. C. Lee, N. J. Nunes, R. Pain, C. R. Pennypacker, R. Quimby, C. Lidman, R. S. Ellis, M. Irwin, R. G. McMahon, P. Ruiz-Lapuente, N. Walton, B. Schaefer, B. J. Boyle, A. V. Filippenko, T. Matheson, A. S. Fruchter, N. Panagia, H. J. M. Newberg, W. J. Couch, and T. S. C. Project, Measurements of ω and λ from 42 high-redshift supernovae, *Astrophys. J.* **517**, 565 (1999).
- [11] M. Chiba and Y. Yoshii, New limits on a cosmological constant from statistics of gravitational lensing, *The Astrophysical Journal* **510**, 42–53 (1999).
- [12] C. R. Keeton, Rethinking lensing and λ , *The Astrophysical Journal* **575**, L1–L4 (2002).
- [13] J. L. Mitchell, C. R. Keeton, J. A. Frieman, and R. K. Sheth, Improved cosmological constraints from gravitational lens statistics, *The Astrophysical Journal* **622**, 81–98 (2005).
- [14] D. Brout, D. Scolnic, B. Popovic, A. G. Riess, A. Carr, J. Zuntz, R. Kessler, T. M. Davis, S. Hinton, D. Jones, W. D. Kenworthy, E. R. Peterson, K. Said, G. Taylor, N. Ali, P. Armstrong, P. Charvu, A. Dwomoh, C. Meldorf, A. Palmese, H. Qu, B. M. Rose, B. Sanchez, C. W. Stubbs, M. Vincenzi, C. M. Wood, P. J. Brown, R. Chen, K. Chambers, D. A. Coulter, M. Dai, G. Dimitriadis, A. V. Filippenko, R. J. Foley, S. W. Jha, L. Kelsey, R. P. Kirshner, A. Möller, J. Muir, S. Nadathur, Y.-C. Pan, A. Rest, C. Rojas-Bravo, M. Sako, M. R. Siebert, M. Smith, B. E. Stahl, and P. Wiseman, The pantheon+ analysis: Cosmological constraints, *The Astrophysical Journal* **938**, 110 (2022), [2022ApJ...938..110B](#).
- [15] D. Rubin, G. Aldering, M. Betoule, A. Fruchter, X. Huang, A. G. Kim, C. Lidman, E. Linder, S. Perlmutter, P. Ruiz-Lapuente, and N. Suzuki, *Union through unity: Cosmology with 2,000 sne using a unified bayesian framework* (2023), [2023arXiv231112098R](#).
- [16] D. Collaboration, T. M. C. Abbott, M. Acevedo, M. Aguena, A. Alarcon, S. Allam, O. Alves, A. Amon, F. Andrade-Oliveira, J. Annis, P. Armstrong, J. Asorey, S. Avila, D. Bacon, B. A. Bassett, K. Bechtol, P. H. Bernardinelli, G. M. Bernstein, E. Bertin, J. Blazek, S. Bocquet, D. Brooks, D. Brout, E. Buckley-Geer, D. L. Burke, H. Camacho, R. Camilleri, A. Campos, A. Carnero Rosell, D. Carollo, A. Carr, J. Carretero, F. J. Castander, R. Cawthon, C. Chang, R. Chen, A. Choi, C. Conselice, M. Costanzi, L. N. da Costa, M. Crocce, T. M. Davis, D. L. DePoy, S. Desai, H. T. Diehl, M. Dixon, S. Dodelson, P. Doel, C. Doux, A. Drlica-Wagner, J. Elvin-Poole, S. Everett, I. Ferrero, A. Ferté, B. Flaugher, R. J. Foley, P. Fosalba, D. Friedel, J. Frieman, C. Frohmaier, L. Galbany, J. García-Bellido, M. Gatti, E. Gaztanaga, G. Giannini, K. Glazebrook, O. Graur, D. Gruen, R. A. Gruendl, G. Gutierrez, W. G. Hartley, K. Herner, S. R. Hinton, D. L. Hollowood, K. Honscheid, D. Huterer, B. Jain, D. J. James, N. Jeffrey, E. Kasai, L. Kelsey, S. Kent, R. Kessler, A. G. Kim, R. P. Kirshner, E. Kovacs, K. Kuehn, O. Lahav, J. Lee, S. Lee, G. F. Lewis, T. S. Li, C. Lidman, H. Lin, U. Malik, J. L. Marshall, P. Martini, J. Mena-Fernández, F. Menanteau, R. Miquel, J. J. Mohr, J. Mould, J. Muir, A. Möller, E. Neilsen, R. C. Nichol, P. Nugent, R. L. C. Ogando, A. Palmese, Y. C. Pan, M. Paterno, W. J. Percival, M. E. S. Pereira, A. Pieres, A. A. P. Malagón, B. Popovic, A. Porredon, J. Prat, H. Qu, M. Raveri, M. Rodríguez-Monroy, A. K. Romer, A. Roodman, B. Rose, M. Sako, E. Sanchez, D. Sanchez Cid, M. Schubnell, D. Scolnic, I. Sevilla-Noarbe, P. Shah, J. A. Smith, M. Smith, M. Soares-Santos, E. Suchyta, M. Sullivan, N. Suntzeff, M. E. C. Swanson, B. O. Sánchez, G. Tarle, G. Taylor, D. Thomas, C. To, M. Toy, M. A. Troxel, B. E. Tucker, D. L. Tucker, S. A. Uddin, M. Vincenzi, A. R. Walker, N. Weaverdyck, R. H. Wechsler, J. Weller, W. Wester, P. Wiseman, M. Yamamoto, F. Yuan, B. Zhang, and Y. Zhang, The dark energy survey: Cosmology results with ~ 1500 new high-redshift type ia supernovae using the full 5 yr data set, *The Astrophysical Journal* **973**, L14 (2024), [2024ApJ...973L..14D](#).
- [17] DESI, A. G. Adame, J. Aguilar, S. Ahlen, S. Alam, D. M. Alexander, M. Alvarez, O. Alves, A. Anand, U. Andrade, E. Armengaud, S. Avila, A. Aviles, H. Awan, B. Bahrickalus, S. Bailey, C. Baltay, A. Bault, J. Behera, S. Benzvi, A. Bera, F. Beutler, D. Bianchi, C. Blake, R. Blum, S. Brieden, A. Brodzeller, D. Brooks, E. Buckley-Geer, E. Burtin, R. Calderon, R. Canning, A. Carnero Rosell, R. Cereskaite, J. L. Cervantes-Cota, S. Chabanier, E. Chaussidon, J. Chaves-Montero, S. Chen, X. Chen, T. Claybaugh, S. Cole, A. Cuceu, T. M. Davis, K. Dawson, A. de la Macorra, A. de Mattia, N. Deiosso, A. Dey, B. Dey, Z. Ding, P. Doel, J. Edelman, S. Eftekharzadeh, D. J. Eisenstein, A. Elliott, P. Fagrellius, K. Fanning, S. Ferraro, J. Ereza, N. Findlay, B. Flaugher, A. Font-Ribera, D. Forero-Sánchez, J. E. Forero-Romero, C. S. Frenk, C. Garcia-Quintero, E. Gaztañaga, H. Gil-Marín, S. G. A. Gontcho, A. X. Gonzalez-Morales, V. Gonzalez-Perez, C. Gordon, D. Green, D. Gruen, R. Gspaner, G. Gutierrez, J. Guy, B. Hadzhiyska, C. Hahn, M. M. S. Hanif, H. K. Herrera-Alcantar, K. Honscheid, C. Howlett, D. Huterer, V. Iršič, M. Ishak, S. Juneau, N. G. Karaçaylı, R. Kehoe, S. Kent, D. Kirkby, A. Kremin, A. Krolewski, Y. Lai, T. W. Lan, M. Landriau, D. Lang, J. Lasker, J. M. Le Goff, L. Le Guillou, A. Leauthaud, M. E. Levi, T. S. Li, E. Linder, K. Lodha, C. Magneville, M. Manera, D. Margala, P. Martini, M. Maus,

- P. McDonald, L. Medina-Varela, A. Meisner, J. Mena-Fernández, R. Miquel, J. Moon, S. Moore, J. Moustakas, N. Mudur, E. Mueller, A. Muñoz-Gutiérrez, A. D. Myers, S. Nadathur, L. Napolitano, R. Neveux, J. A. Newman, N. M. Nguyen, J. Nie, G. Niz, H. E. Noriega, N. Padmanabhan, E. Paillas, N. Palanque-Delabrouille, J. Pan, S. Penmetsa, W. J. Percival, M. M. Pieri, M. Pinon, C. Poppett, A. Porredon, F. Prada, A. Pérez-Fernández, I. Pérez-Ràfols, D. Rabinowitz, A. Raichoor, C. Ramírez-Pérez, S. Ramirez-Solano, C. Ravoux, M. Rashkovetskyi, M. Rezaie, J. Rich, A. Rocher, C. Rockosi, N. A. Roe, A. Rosado-Marin, A. J. Ross, G. Rossi, R. Ruggeri, V. Ruhlmann-Kleider, L. Samushia, E. Sanchez, C. Saulder, E. F. Schlafly, D. Schlegel, M. Schubnell, H. Seo, A. Shafieloo, R. Sharples, J. Silber, A. Slosar, A. Smith, D. Sprayberry, T. Tan, G. Tarlé, P. Taylor, S. Trusov, L. A. Ureña-López, R. Vaisakh, D. Valcin, F. Valdes, M. Vargas-Magaña, L. Verde, M. Walthier, B. Wang, M. S. Wang, B. A. Weaver, N. Weaverdyck, R. H. Wechsler, D. H. Weinberg, M. White, J. Yu, Y. Yu, S. Yuan, C. Yèche, E. A. Zaborowski, P. Zarrouk, H. Zhang, C. Zhao, R. Zhao, R. Zhou, T. Zhuang, and H. Zou, *Desi 2024 vi: Cosmological constraints from the measurements of baryon acoustic oscillations* (2024), [2024arXiv240403002D](https://arxiv.org/abs/2024arXiv240403002D).
- [18] M. Chevallier and D. Polarski, Accelerating universes with scaling dark matter, *International Journal of Modern Physics D* **10**, 213 (2001).
- [19] E. V. Linder, Exploring the expansion history of the universe, *Phys. Rev. Lett.* **90**, 091301 (2003).
- [20] B. Ratra and P. J. E. Peebles, Cosmological consequences of a rolling homogeneous scalar field, *Physical Review D (Particles and Fields)*, Volume 37, Issue 12, 15 June 1988, pp.3406-3427 **37**, 3406 (1988).
- [21] P. J. Steinhardt, L. Wang, and I. Zlatev, Cosmological tracking solutions, *Physical Review D (Particles, Fields, Gravitation, and Cosmology)*, Volume 59, Issue 12, 15 June 1999, id. 123504 **59**, 123504 (1999).
- [22] R. R. Caldwell and E. V. Linder, Limits of quintessence, *Physical Review Letters* **95**, 141301 (2005), [2005PhRvL..95n1301C](https://arxiv.org/abs/2005PhRvL..95n1301C).
- [23] A. Albrecht, G. Bernstein, R. Cahn, W. L. Freedman, J. Hewitt, W. Hu, J. Huth, M. Kamionkowski, E. W. Kolb, L. Knox, J. C. Mather, S. Staggs, and N. B. Suntzeff, Report of the dark energy task force, *arXiv e-prints*, astro (2006), [2006astro.ph..9591A](https://arxiv.org/abs/2006astro.ph..9591A).
- [24] R. de Putter and E. V. Linder, Calibrating dark energy, *Journal of Cosmology and Astroparticle Physics* **2008**, 042, [2008JCAP...10..042D](https://arxiv.org/abs/2008JCAP...10..042D).
- [25] E. V. Linder, The dynamics of quintessence, the quintessence of dynamics, *General Relativity and Gravitation* **40**, 329 (2008), [2008GRGr..40..329L](https://arxiv.org/abs/2008GRGr..40..329L).
- [26] K. Lodha, A. Shafieloo, R. Calderon, E. Linder, W. Sohn, J. L. Cervantes-Cota, A. de Mattia, J. García-Bellido, M. Ishak, W. Matthewson, J. Aguilar, S. Ahlen, D. Brooks, T. Claybaugh, A. de la Macorra, A. Dey, B. Dey, P. Doel, J. E. Forero-Romero, E. Gaztañaga, S. G. A. Gontcho, C. Howlett, S. Juneau, S. Kent, T. Kisner, A. Kremin, A. Lambert, M. Landriau, L. Le Guillou, P. Martini, A. Meisner, R. Miquel, J. Moustakas, J. A. Newman, G. Niz, N. Palanque-Delabrouille, W. J. Percival, C. Poppett, F. Prada, G. Rossi, V. Ruhlmann-Kleider, E. Sanchez, E. F. Schlafly, D. Schlegel, M. Schubnell, H. Seo, D. Sprayberry, G. Tarlé, B. A. Weaver, and H. Zou, *Desi 2024: Constraints on physics-focused aspects of dark energy using desi dr1 bao data* (2024), [2024arXiv240513588L](https://arxiv.org/abs/2024arXiv240513588L).
- [27] D. Shlivko and P. J. Steinhardt, Assessing observational constraints on dark energy, *Physics Letters B* **855**, 138826 (2024), [2024PhLB..85538826S](https://arxiv.org/abs/2024PhLB..85538826S).
- [28] R. Camilleri, T. M. Davis, M. Vincenzi, P. Shah, J. Frieman, R. Kessler, P. Armstrong, D. Brout, A. Carr, R. Chen, L. Galbany, K. Glazebrook, S. R. Hinton, J. Lee, C. Lidman, A. Möller, B. Popovic, H. Qu, M. Sako, D. Scolnic, M. Smith, M. Sullivan, B. O. Sánchez, G. Taylor, M. Toy, P. Wiseman, T. M. C. Abbott, M. Agüena, S. Allam, O. Alves, J. Annis, S. Avila, D. Bacon, E. Bertin, S. Bocquet, D. Brooks, D. L. Burke, A. Carnero Rosell, J. Carretero, F. J. Castander, L. N. da Costa, M. E. S. Pereira, S. Desai, H. T. Diehl, P. Doel, C. Dux, S. Everett, I. Ferrero, B. Flaugher, P. Fosalba, J. García-Bellido, M. Gatti, E. Gaztanaga, G. Giannini, D. Gruen, D. L. Hollowood, K. Honscheid, D. J. James, K. Kuehn, O. Lahav, S. Lee, G. F. Lewis, J. L. Marshall, J. Mena-Fernández, R. Miquel, J. Muir, J. Myles, R. L. C. Ogando, A. Pieres, A. A. P. Malagón, A. Porredon, M. Rodríguez-Monroy, E. Sanchez, D. Sanchez Cid, M. Schubnell, I. Sevilla-Noarbe, E. Suchyta, M. E. C. Swanson, G. Tarle, A. R. Walker, N. Weaverdyck, and D. Collaboration, The dark energy survey supernova program: investigating beyond- Λ cdm, *Monthly Notices of the Royal Astronomical Society* **533**, 2615 (2024), [2024MNRAS.533.2615C](https://arxiv.org/abs/2024MNRAS.533.2615C).
- [29] R. Rosenfeld and J. A. Frieman, Cosmic microwave background and large-scale structure constraints on a simple quintessential inflation model, *Physical Review D*, vol. 75, Issue 4, id. 043513 **75**, 043513 (2007).
- [30] S. Dutta and R. J. Scherrer, Hilltop quintessence, *Physical Review D* **78**, 10.1103/physrevd.78.123525 (2008).
- [31] T. Chiba, Slow-roll thawing quintessence, *Physical Review D* **79**, 083517 (2009), [2009PhRvD..79h3517C](https://arxiv.org/abs/2009PhRvD..79h3517C).
- [32] M. Abramowitz and I. A. Stegun, *Handbook of Mathematical Functions with Formulas, Graphs, and Mathematical Tables* (Dover Publications, Inc., New York, 1964).
- [33] P. Collaboration, N. Aghanim, Y. Akrami, M. Ashdown, J. Aumont, C. Baccigalupi, M. Ballardini, A. J. Banday, R. B. Barreiro, N. Bartolo, S. Basak, K. Benabed, J. P. Bernard, M. Bersanelli, P. Bielewicz, J. J. Bock, J. R. Bond, J. Borrill, F. R. Bouchet, F. Boulanger, M. Bucher, C. Burigana, R. C. Butler, E. Calabrese, J. F. Cardoso, J. Carron, B. Casaponsa, A. Challinor, H. C. Chiang, L. P. L. Colombo, C. Combet, B. P. Crill, F. Cuttaia, P. de Bernardis, A. de Rosa, G. de Zotti, J. Delabrouille, J. M. Delouis, E. Di Valentino, J. M. Diego, O. Doré, M. Douspis, A. Ducout, X. Dupac, S. Dusini, G. Efstathiou, F. Elsner, T. A. Enflin, H. K. Eriksen, Y. Fantaye, R. Fernandez-Cobos, F. Finelli, M. Frailis, A. A. Fraisse, E. Franceschi, A. Frolov, S. Galeotta, S. Galli, K. Ganga, R. T. Génova-Santos, M. Gerbino, T. Ghosh, Y. Giraud-Héraud, J. González-Nuevo, K. M. Górski, S. Gratton, A. Gruppuso, J. E. Gudmundsson, J. Hamann, W. Handley, F. K. Hansen, D. Herranz, E. Hivon, Z. Huang, A. H. Jaffe, W. C. Jones, E. Keihänen, R. Keskitalo, K. Kiiveri, J. Kim, T. S. Kisner, N. Krachmalnicoff, M. Kunz, H. Kurki-Suonio, G. Lagache, J. M. Lamarre, A. Lasenby, M. Lattanzi, C. R. Lawrence, M. Le Jeune, F. Levrier,

- A. Lewis, M. Liguori, P. B. Lilje, M. Lilley, V. Lindholm, M. López-Cañiego, P. M. Lubin, Y. Z. Ma, J. F. Macías-Pérez, G. Maggio, D. Maino, N. Mandolesi, A. Mangilli, A. Marcos-Caballero, M. Maris, P. G. Martin, E. Martínez-González, S. Matarrese, N. Mauri, J. D. McEwen, P. R. Meinhold, A. Melchiorri, A. Mennella, M. Migliaccio, M. Millea, M. A. Miville-Deschênes, D. Molinari, A. Moneti, L. Montier, G. Morgante, A. Moss, P. Natoli, H. U. Nørgaard-Nielsen, L. Pagano, D. Paoletti, B. Partridge, G. Patanchon, H. V. Peiris, F. Perrotta, V. Pettorino, F. Piacentini, G. Polenta, J. L. Puget, J. P. Rachen, M. Reinecke, M. Remazeilles, A. Renzi, G. Rocha, C. Rosset, G. Roudier, J. A. Rubiño-Martín, B. Ruiz-Granados, L. Salvati, M. Sandri, M. Savelainen, D. Scott, E. P. S. Shellard, C. Sirignano, G. Sirri, L. D. Spencer, R. Sunyaev, A. S. Suur-Uski, J. A. Tauber, D. Tavagnacco, M. Tenti, L. Toffolatti, M. Tomasi, T. Trombetti, J. Valiviita, B. Van Tent, P. Vielva, F. Villa, N. Vittorio, B. D. Wandelt, I. K. Wehus, A. Zacchei, and A. Zonca, Planck 2018 results. v. cmb power spectra and likelihoods, *Astronomy and Astrophysics* **641**, A5 (2020), 2020A&A...641A...5P.
- [34] M. S. Madhavacheril, F. J. Qu, B. D. Sherwin, N. MacCrann, Y. Li, I. Abril-Cabezas, P. A. R. Ade, S. Aiola, T. Alford, M. Amiri, S. Amodeo, R. An, Z. Atkins, J. E. Austermann, N. Battaglia, E. S. Battistelli, J. A. Beall, R. Bean, B. Beringue, T. Bhandarkar, E. Biermann, B. Bolliet, J. R. Bond, H. Cai, E. Calabrese, V. Calafut, V. Capalbo, F. Carrero, A. Challinor, G. E. Chesmore, H.-m. Cho, S. K. Choi, S. E. Clark, R. Córdova Rosado, N. F. Cothard, K. Coughlin, W. Coulton, K. T. Crowley, R. Dalal, O. Darwish, M. J. Devlin, S. Dicker, P. Doze, C. J. Duell, S. M. Duff, A. J. Duivenvoorden, J. Dunkley, R. Dünner, V. Fanfani, M. Fankhanel, G. Farren, S. Ferraro, R. Freundt, B. Fuzia, P. A. Gallardo, X. Garrido, J. Givans, V. Gluscevic, J. E. Golec, Y. Guan, K. R. Hall, M. Halpern, D. Han, I. Harrison, M. Hasselfield, E. Healy, S. Henderson, B. Hensley, C. Hervías-Caimapo, J. C. Hill, G. C. Hilton, M. Hilton, A. D. Hincks, R. Hložek, S.-P. P. Ho, Z. B. Huber, J. Hubmayr, K. M. Huffenberger, J. P. Hughes, K. Irwin, G. Isopi, H. T. Jense, B. Keller, J. Kim, K. Knowles, B. J. Koopman, A. Kosowsky, D. Kramer, A. Kusiak, A. La Posta, A. Lague, V. Lakey, E. Lee, Z. Li, M. Limon, M. Lokken, T. Louis, M. Lungu, A. MacInnis, D. Maldonado, F. Maldonado, M. Mallaby-Kay, G. A. Marques, J. McMahon, Y. Mehta, F. Menanteau, K. Moodley, T. W. Morris, T. Mroczkowski, S. Naess, T. Namikawa, F. Nati, L. Newburgh, A. Nicola, M. D. Niemack, M. R. Nolta, J. Orłowski-Scherer, L. A. Page, S. Pandey, B. Partridge, H. Prince, R. Puddu, F. Radiconi, N. Robertson, F. Rojas, T. Sakuma, M. Salatino, E. Schaan, B. L. Schmitt, N. Sehgal, S. Shaikh, C. Sierra, J. Sievers, C. Sifón, S. Simon, R. Sonka, D. N. Spergel, S. T. Staggs, E. Storer, E. R. Switzer, N. Tampier, R. Thornton, H. Trac, J. Treu, C. Tucker, J. Ullom, L. R. Vale, A. Van Engelen, J. Van Lanen, J. van Marrewijk, C. Vargas, E. M. Vavagiakis, K. Wagoner, Y. Wang, L. Wenzl, E. J. Wollack, Z. Xu, F. Zago, and K. Zheng, The atacama cosmology telescope: Dr6 gravitational lensing map and cosmological parameters, *The Astrophysical Journal* **962**, 113 (2024).
- [35] F. J. Qu, B. D. Sherwin, M. S. Madhavacheril, D. Han, K. T. Crowley, I. Abril-Cabezas, P. A. R. Ade, S. Aiola, T. Alford, M. Amiri, S. Amodeo, R. An, Z. Atkins, J. E. Austermann, N. Battaglia, E. S. Battistelli, J. A. Beall, R. Bean, B. Beringue, T. Bhandarkar, E. Biermann, B. Bolliet, J. R. Bond, H. Cai, E. Calabrese, V. Calafut, V. Capalbo, F. Carrero, A. Challinor, G. E. Chesmore, H.-m. Cho, S. K. Choi, S. E. Clark, R. Córdova Rosado, N. F. Cothard, K. Coughlin, W. Coulton, K. T. Crowley, R. Dalal, O. Darwish, M. J. Devlin, S. Dicker, P. Doze, C. J. Duell, S. M. Duff, A. J. Duivenvoorden, J. Dunkley, R. Dünner, V. Fanfani, M. Fankhanel, G. Farren, S. Ferraro, R. Freundt, B. Fuzia, P. A. Gallardo, X. Garrido, J. Givans, V. Gluscevic, J. E. Golec, Y. Guan, K. R. Hall, M. Halpern, D. Han, I. Harrison, M. Hasselfield, E. Healy, S. Henderson, B. Hensley, C. Hervías-Caimapo, J. C. Hill, G. C. Hilton, M. Hilton, A. D. Hincks, R. Hložek, S.-P. P. Ho, Z. B. Huber, J. Hubmayr, K. M. Huffenberger, J. P. Hughes, K. Irwin, G. Isopi, H. T. Jense, B. Keller, J. Kim, K. Knowles, B. J. Koopman, A. Kosowsky, D. Kramer, A. Kusiak, A. La Posta, A. Lague, V. Lakey, E. Lee, Z. Li, M. Limon, M. Lokken, T. Louis, M. Lungu, A. MacInnis, D. Maldonado, F. Maldonado, M. Mallaby-Kay, G. A. Marques, J. McMahon, Y. Mehta, F. Menanteau, K. Moodley, T. W. Morris, T. Mroczkowski, S. Naess, T. Namikawa, F. Nati, L. Newburgh, A. Nicola, M. D. Niemack, M. R. Nolta, J. Orłowski-Scherer, L. A. Page, S. Pandey, B. Partridge, H. Prince, R. Puddu, F. Radiconi, N. Robertson, F. Rojas, T. Sakuma, M. Salatino, E. Schaan, B. L. Schmitt, N. Sehgal, S. Shaikh, C. Sierra, J. Sievers, C. Sifón, S. Simon, R. Sonka, D. N. Spergel, S. T. Staggs, E. Storer, E. R. Switzer, N. Tampier, R. Thornton, H. Trac, J. Treu, C. Tucker, J. Ullom, L. R. Vale, A. Van Engelen, J. Van Lanen, J. van Marrewijk, C. Vargas, E. M. Vavagiakis, K. Wagoner, Y. Wang, L. Wenzl, E. J. Wollack, Z. Xu, F. Zago, and K. Zhang, The atacama cosmology telescope: A measurement of the dr6 cmb lensing power spectrum and its implications for structure growth, *arXiv e-prints*, arXiv:2304.05202 (2023).
- [36] J. Carron, M. Mirmelstein, and A. Lewis, Cmb lensing from planck pr4 maps, *Journal of Cosmology and Astroparticle Physics* **2022** (9), 039.
- [37] C. Howlett, A. Lewis, A. Hall, and A. Challinor, Cmb power spectrum parameter degeneracies in the era of precision cosmology, *Journal of Cosmology and Astroparticle Physics* **2012** (4), 027.
- [38] A. Lewis, A. Challinor, and A. Lasenby, Efficient computation of cosmic microwave background anisotropies in closed friedmann-robertson-walker models, *Astrophys. J.* **538**, 473 (2000).
- [39] A. J. Mead, S. Brieden, T. Tröster, and C. Heymans, Hmcode-2020: improved modelling of non-linear cosmological power spectra with baryonic feedback, *Monthly Notices of the Royal Astronomical Society* **502**, 1401 (2021), 2021MNRAS.502.1401M.
- [40] M. Vincenzi, R. Kessler, P. Shah, J. Lee, T. M. Davis, D. Scolnic, P. Armstrong, D. Brout, R. Camilleri, R. Chen, L. Galbany, C. Lidman, A. Möller, B. Popovic, B. Rose, M. Sako, B. O. Sánchez, M. Smith, M. Sullivan, P. Wiseman, T. M. C. Abbott, M. Agüena, S. Allam, F. Andrade-Oliveira, S. Bocquet, D. Brooks, A. C. Rosell, J. Carretero, L. N. da Costa, M. E. S. Pereira, H. T. Diehl, P. Doel, S. Everett, B. Flaugher, J. Frieman, J. García-Bellido, E. Gaztanaga, D. Gruen, R. A.

- Gruendl, G. Gutierrez, S. R. Hinton, D. L. Hollowood, K. Honscheid, D. J. James, K. Kuehn, O. Lahav, S. Lee, J. L. Marshall, J. Mena-Fernández, R. Miquel, J. Muir, J. Myles, A. Palmese, A. A. P. Malagón, A. Porredon, S. Samuroff, E. Sanchez, D. S. Cid, I. Sevilla-Noarbe, E. Suchyta, G. Tarle, C. To, D. L. Tucker, V. Vikram, A. R. Walker, N. Weaverdyck, J. Weller, and D. Collaboration, [Comparing the des-sn5yr and pantheon+ sn cosmology analyses: Investigation based on "evolving dark energy or supernovae systematics?"](#) (2025), [arXiv:2501.06664 \[astro-ph.CO\]](#).
- [41] M. Vincenzi, D. Brout, P. Armstrong, B. Popovic, G. Taylor, M. Acevedo, R. Camilleri, R. Chen, T. M. Davis, J. Lee, C. Lidman, S. R. Hinton, L. Kelsey, R. Kessler, A. Möller, H. Qu, M. Sako, B. Sanchez, D. Scolnic, M. Smith, M. Sullivan, P. Wiseman, J. Asorey, B. A. Bassett, D. Carollo, A. Carr, R. J. Foley, C. Frohmaier, L. Galbany, K. Glazebrook, O. Graur, E. Kovacs, K. Kuehn, U. Malik, R. C. Nichol, B. Rose, B. E. Tucker, M. Toy, D. L. Tucker, F. Yuan, T. M. C. Abbott, M. Agüena, O. Alves, S. S. Allam, F. Andrade-Oliveira, J. Annis, D. Bacon, K. Bechtol, G. M. Bernstein, D. Brooks, D. L. Burke, A. Carnero Rosell, J. Carretero, F. J. Castander, C. Conselice, L. N. da Costa, M. E. S. Pereira, S. Desai, H. T. Diehl, P. Doel, I. Ferrero, B. Flaugher, D. Friedel, J. Frieman, J. García-Bellido, M. Gatti, G. Giannini, D. Gruen, R. A. Gruendl, D. L. Hollowood, K. Honscheid, D. Huterer, D. J. James, N. Kuropatkin, O. Lahav, S. Lee, H. Lin, J. L. Marshall, J. Mena-Fernández, F. Menanteau, R. Miquel, A. Palmese, A. Pieres, A. A. Plazas Malagón, A. Porredon, A. K. Romer, A. Roodman, E. Sanchez, D. Sanchez Cid, M. Schubnell, I. Sevilla-Noarbe, E. Suchyta, M. E. C. Swanson, G. Tarle, C. To, A. R. Walker, N. Weaverdyck, and M. Yamamoto, The dark energy survey supernova program: Cosmological analysis and systematic uncertainties, *The Astrophysical Journal*, Volume 975, Issue 1, id.86, 31 pp. **975**, 86 (2024).
- [42] S. Birrer, A. J. Shajib, A. Galan, M. Millon, T. Treu, A. Agnello, M. Auger, G. C.-F. Chen, L. Christensen, T. Collett, F. Courbin, C. D. Fassnacht, L. V. E. Koopmans, P. J. Marshall, J.-W. Park, C. E. Rusu, D. Sluse, C. Spiniello, S. H. Suyu, S. Wagner-Carena, K. C. Wong, M. Barnabè, A. S. Bolton, O. Czoske, X. Ding, J. A. Frieman, and L. V. d. Vyvere, Tdcosmo - iv. hierarchical time-delay cosmography – joint inference of the hubble constant and galaxy density profiles, *A&A* **643**, A165 (2020).
- [43] S. H. Suyu, P. J. Marshall, M. W. Auger, S. Hilbert, R. D. Blandford, L. V. E. Koopmans, C. D. Fassnacht, and T. Treu, Dissecting the gravitational lens b1608+656. ii. precision measurements of the hubble constant, spatial curvature, and the dark energy equation of state, *Astrophys. J.* **711**, 201 (2010).
- [44] S. H. Suyu, T. Treu, S. Hilbert, A. Sonnenfeld, M. W. Auger, R. D. Blandford, T. Collett, F. Courbin, C. D. Fassnacht, L. V. E. Koopmans, P. J. Marshall, G. Meylan, C. Spiniello, and M. Tewes, Cosmology from gravitational lens time delays and planck data, *ApJ* **788**, L35 (2014).
- [45] K. C. Wong, S. H. Suyu, M. W. Auger, V. Bonvin, F. Courbin, C. D. Fassnacht, A. Halkola, C. E. Rusu, D. Sluse, A. Sonnenfeld, T. Treu, T. E. Collett, S. Hilbert, L. V. E. Koopmans, P. J. Marshall, and N. Rumbaugh, H0licow - iv. lens mass model of he 0435-1223 and blind measurement of its time-delay distance for cosmology, *MNRAS* **465**, 4895 (2017).
- [46] S. Birrer, T. Treu, C. E. Rusu, V. Bonvin, C. D. Fassnacht, J. H. H. Chan, A. Agnello, A. J. Shajib, G. C.-F. Chen, M. Auger, F. Courbin, S. Hilbert, D. Sluse, S. H. Suyu, K. C. Wong, P. Marshall, B. C. Lemaux, and G. Meylan, H0licow - ix. cosmographic analysis of the doubly imaged quasar sdss 1206+4332 and a new measurement of the hubble constant, *MNRAS* **484**, 4726 (2019).
- [47] G. C. F. Chen, C. D. Fassnacht, S. H. Suyu, C. E. Rusu, J. H. H. Chan, K. C. Wong, M. W. Auger, S. Hilbert, V. Bonvin, S. Birrer, M. Millon, L. V. E. Koopmans, D. J. Lagattuta, J. P. McKean, S. Vegetti, F. Courbin, X. Ding, A. Halkola, I. Jee, A. J. Shajib, D. Sluse, A. Sonnenfeld, and T. Treu, A sharp view of h0licow: H0 from three time-delay gravitational lens systems with adaptive optics imaging, *MNRAS* **490**, 1743 (2019), [2019MNRAS.490.1743C](#).
- [48] I. Jee, S. H. Suyu, E. Komatsu, C. D. Fassnacht, S. Hilbert, and L. V. E. Koopmans, A measurement of the hubble constant from angular diameter distances to two gravitational lenses, *Science* **365**, 1134 (2019), [2019Sci...365.1134J](#).
- [49] C. E. Rusu, K. C. Wong, V. Bonvin, D. Sluse, S. H. Suyu, C. D. Fassnacht, J. H. H. Chan, S. Hilbert, M. W. Auger, A. Sonnenfeld, S. Birrer, F. Courbin, T. Treu, G. C. F. Chen, A. Halkola, L. V. E. Koopmans, P. J. Marshall, and A. J. Shajib, H0licow xii. lens mass model of wfi2033 - 4723 and blind measurement of its time-delay distance and h_0 , *MNRAS* **498**, 1440 (2020).
- [50] K. C. Wong, S. H. Suyu, G. C. F. Chen, C. E. Rusu, M. Millon, D. Sluse, V. Bonvin, C. D. Fassnacht, S. Taubenberger, M. W. Auger, S. Birrer, J. H. H. Chan, F. Courbin, S. Hilbert, O. Tihhonova, T. Treu, A. Agnello, X. Ding, I. Jee, E. Komatsu, A. J. Shajib, A. Sonnenfeld, R. D. Blandford, L. V. E. Koopmans, P. J. Marshall, and G. Meylan, H0licow - xiii. a 2.4 per cent measurement of h_0 from lensed quasars: 5.3 σ tension between early- and late-universe p, *MNRAS* **498**, 1420 (2020).
- [51] A. J. Shajib, S. Birrer, T. Treu, A. Agnello, E. J. Buckley-Geer, J. H. H. Chan, L. Christensen, C. Lemon, H. Lin, M. Millon, J. Poh, C. E. Rusu, D. Sluse, C. Spiniello, G. C. F. Chen, T. Collett, F. Courbin, C. D. Fassnacht, J. Frieman, A. Galan, D. Gilman, A. More, T. Anguita, M. W. Auger, V. Bonvin, R. McMahon, G. Meylan, K. C. Wong, T. M. C. Abbott, J. Annis, S. Avila, K. Bechtol, D. Brooks, D. Brout, D. L. Burke, A. Carnero Rosell, M. Carrasco Kind, J. Carretero, F. J. Castander, M. Costanzi, L. N. da Costa, J. De Vicente, S. Desai, J. P. Dietrich, P. Doel, A. Drlica-Wagner, A. E. Evrard, D. A. Finley, B. Flaugher, P. Fosalba, J. García-Bellido, D. W. Gerdes, D. Gruen, R. A. Gruendl, J. Gschwend, G. Gutierrez, D. L. Hollowood, K. Honscheid, D. Huterer, D. J. James, T. Jeltema, E. Krause, N. Kuropatkin, T. S. Li, M. Lima, N. MacCrann, M. A. G. Maia, J. L. Marshall, P. Melchior, R. Miquel, R. L. C. Ogando, A. Palmese, F. Paz-Chinchón, A. A. Plazas, A. K. Romer, A. Roodman, M. Sako, E. Sanchez, B. Santiago, V. Scarpine, M. Schubnell, D. Scolnic, S. Serrano, I. Sevilla-Noarbe, M. Smith, M. Soares-Santos, E. Suchyta, G. Tarle, D. Thomas,

- A. R. Walker, and Y. Zhang, Strides: a 3.9 per cent measurement of the hubble constant from the strong lens system des j0408-5354, *MNRAS* **494**, 6072 (2020).
- [52] A. S. Bolton, S. Burles, L. V. E. Koopmans, T. Treu, and L. A. Moustakas, The sloan lens acs survey. i. a large spectroscopically selected sample of massive early-type lens galaxies, *Astrophys. J.* **638**, 703 (2006).
- [53] O. Czoske, M. Barnabè, L. V. E. Koopmans, T. Treu, and A. S. Bolton, Two-dimensional kinematics of slacs lenses - iv. the complete vlt-vimos data set, *Monthly Notices of the Royal Astronomical Society* **419**, 656 (2012).
- [54] N. B. Hogg, Constraints on dark energy from TD-COSMO & SLACS lenses, *MNRAS* **529**, L95 (2024), [arXiv:2310.11977 \[astro-ph.CO\]](https://arxiv.org/abs/2310.11977).
- [55] J. Zuntz, M. Paterno, E. Jennings, D. Rudd, A. Manzotti, S. Dodelson, S. Bridle, S. Sehrish, and J. Kowalkowski, Cosmosis: Modular cosmological parameter estimation, *Astronomy and Computing* **12**, 45 (2015), [2015A&C....12...45Z](https://doi.org/10.1016/j.ascom.2015.12.004).
- [56] J. U. Lange, Nautilus: boosting bayesian importance nested sampling with deep learning, *Monthly Notices of the Royal Astronomical Society, Volume 525, Issue 2*, pp.3181-3194 **525**, 3181 (2023).
- [57] R. E. Kass and A. E. Raftery, Bayes factors, *Journal of the American Statistical Association* **90**, 773 (1995).
- [58] R. Takahashi, M. Sato, T. Nishimichi, A. Taruya, and M. Oguri, Revising the Halofit Model for the Nonlinear Matter Power Spectrum, *Astrophys. J.* **761**, 152 (2012), [arXiv:1208.2701 \[astro-ph.CO\]](https://arxiv.org/abs/1208.2701).
- [59] A. G. Riess, W. Yuan, L. M. Macri, D. Scolnic, D. Brout, S. Casertano, D. O. Jones, Y. Murakami, G. S. Anand, L. Breuval, T. G. Brink, A. V. Filippenko, S. Hoffmann, S. W. Jha, W. D'arcy Kenworthy, J. Mackenty, B. E. Stahl, and W. Zheng, A comprehensive measurement of the local value of the hubble constant with 1 km s⁻¹ mpc⁻¹ uncertainty from the hubble space telescope and the sh0es team, *Astrophys. J.* **934**, L7 (2022), [2022ApJ...934L...7R](https://doi.org/10.3847/2022ApJ...934L...7R).
- [60] E. Abdalla, G. F. Abellán, A. Aboubrahim, A. Agnello, Ö. Akarsu, Y. Akrami, G. Alesta, D. Aloni, L. Amendola, L. A. Anchordoqui, R. I. Anderson, N. Arendse, M. Asgari, M. Ballardini, V. Barger, S. Basilakos, R. C. Batista, E. S. Battistelli, R. Battye, M. Benetti, D. Benisty, A. Berlin, P. de Bernardis, E. Berti, B. Bilenko, S. Birrer, J. P. Blakeslee, K. K. Boddy, C. R. Bom, A. Bonilla, N. Borghi, F. R. Bouchet, M. Braglia, T. Buchert, E. Buckley-Geer, E. Calabrese, R. R. Caldwell, D. Camarena, S. Capozziello, S. Casertano, G. C. F. Chen, J. Chluba, A. Chen, H.-Y. Chen, A. Chudaykin, M. Cicoli, C. J. Copi, F. Courbin, F.-Y. Cyr-Racine, B. Czerny, M. Dainotti, G. D'Amico, A.-C. Davis, J. de Cruz Pérez, J. de Haro, J. Delabrouille, P. B. Denton, S. Dhawan, K. R. Dienes, E. Di Valentino, P. Du, D. Eckert, C. Escamilla-Rivera, A. Ferté, F. Finelli, P. Fosalba, W. L. Freedman, N. Frusciante, E. Gaztañaga, W. Giarè, E. Giusarma, A. Gómez-Valent, W. Handley, I. Harrison, L. Hart, D. K. Hazra, A. Heavens, A. Heinesen, H. Hildebrandt, J. C. Hill, N. B. Hogg, D. E. Holz, D. C. Hooper, N. Hosseininejad, D. Huterer, M. Ishak, M. M. Ivanov, A. H. Jaffe, I. S. Jang, K. Jedamzik, R. Jimenez, M. Joseph, S. Joudaki, M. Kamionkowski, T. Karwal, L. Kazantzidis, R. E. Keeley, M. Klasen, E. Komatsu, L. V. E. Koopmans, S. Kumar, L. Lamagna, R. Lazkoz, C.-C. Lee, J. Lesgourgues, J. Levi Said, T. R. Lewis, B. L'Huilier, M. Lucca, R. Maartens, L. M. Macri, D. Marfatia, V. Marra, C. J. A. P. Martins, S. Masi, S. Matarrese, A. Mazumdar, A. Melchiorri, O. Mena, L. Mersini-Houghton, J. Mertens, D. Milaković, Y. Minami, V. Miranda, C. Moreno-Pulido, M. Moresco, D. F. Mota, E. Motola, S. Mozzon, J. Muir, A. Mukherjee, S. Mukherjee, P. Naselsky, P. Nath, S. Nesseris, F. Niedermann, A. Notari, R. C. Nunes, E. Ó Colgáin, K. A. Owens, E. Özülker, F. Pace, A. Paliathanasis, A. Palmese, S. Pan, D. Paoletti, S. E. Perez Bergliaffa, L. Perivolaropoulos, D. W. Pesce, V. Pettorino, O. H. E. Philcox, L. Pogosian, V. Poulin, G. Poulot, M. Raveri, M. J. Reid, F. Renzi, A. G. Riess, V. I. Sabla, P. Salucci, V. Salzano, E. N. Saridakis, B. S. Sathyaprakash, M. Schmaltz, N. Schöneberg, D. Scolnic, A. A. Sen, N. Sehgal, A. Shafieloo, M. M. Sheikh-Jabbari, J. Silk, A. Silvestri, F. Skara, M. S. Sloth, M. Soares-Santos, J. Solà Peracaula, Y.-Y. Songsheng, J. F. Soriano, D. Staicova, G. D. Starkman, I. Szapudi, E. M. Teixeira, B. Thomas, T. Treu, E. Trott, C. van de Bruck, J. A. Vazquez, L. Verde, L. Visinelli, D. Wang, J.-M. Wang, S.-J. Wang, R. Watkins, S. Watson, J. K. Webb, N. Weiner, A. Weltman, S. J. Witte, R. Wojtak, A. K. Yadav, W. Yang, G.-B. Zhao, and M. Zumalacárregui, Cosmology intertwined: A review of the particle physics, astrophysics, and cosmology associated with the cosmological tensions and anomalies, *Journal of High Energy Astrophysics* **34**, 49 (2022), [2022JHEAp..34...49A](https://doi.org/10.1088/1475-2875/2022JHEAp..34...49A).
- [61] M. Raveri and C. Doux, Non-Gaussian estimates of tensions in cosmological parameters, *Phys. Rev. D* **104**, 043504 (2021), [arXiv:2105.03324 \[astro-ph.CO\]](https://arxiv.org/abs/2105.03324).
- [62] P. Lemos, M. Raveri, A. Campos, Y. Park, C. Chang, N. Weaverdyck, D. Huterer, A. R. Liddle, J. Blazek, R. Cawthon, A. Choi, J. DeRose, S. Dodelson, C. Doux, M. Gatti, D. Gruen, I. Harrison, E. Krause, O. Lahav, N. MacCrann, J. Muir, J. Prat, M. M. Rau, R. P. Rollins, S. Samuroff, J. Zuntz, M. Aguena, S. Allam, J. Annis, S. Avila, D. Bacon, G. M. Bernstein, E. Bertin, D. Brooks, D. L. Burke, A. Carnero Rosell, M. Carrasco Kind, J. Carretero, F. J. Castander, C. Conselice, M. Costanzi, M. Crocce, M. E. S. Pereira, T. M. Davis, J. De Vicente, S. Desai, H. T. Diehl, P. Doel, K. Eckert, T. F. Eifler, J. Elvin-Poole, S. Everett, A. E. Evrard, I. Ferrero, A. Ferté, B. Flaugher, P. Fosalba, J. Frieman, J. García-Bellido, E. Gaztanaga, D. W. Gerdes, T. Giannantonio, R. A. Gruendl, J. Gschwend, G. Gutierrez, W. G. Hartley, S. R. Hinton, D. L. Hollowood, K. Honscheid, B. Hoyle, E. M. Huff, D. J. James, M. Jarvis, M. Lima, M. A. G. Maia, M. March, J. L. Marshall, P. Martini, P. Melchior, F. Menanteau, R. Miquel, J. J. Mohr, R. Morgan, J. Myles, R. L. C. Ogando, A. Palmese, S. Pandey, F. Paz-Chinchón, A. A. Plazas Malagón, M. Rodriguez-Monroy, A. Roodman, E. Sanchez, V. Scarpine, M. Schubnell, L. F. Secco, S. Serrano, I. Sevilla-Noarbe, M. Smith, M. Soares-Santos, E. Suchyta, M. E. C. Swanson, G. Tarle, D. Thomas, C. To, M. A. Troxel, T. N. Varga, J. Weller, W. Wester, and DES Collaboration, Assessing tension metrics with dark energy survey and Planck data, *MNRAS* **505**, 6179 (2021), [arXiv:2012.09554 \[astro-ph.CO\]](https://arxiv.org/abs/2012.09554).
- [63] D. Collaboration, Desi survey design: Maximizing dark energy science from large-scale structure (2024), unpub-

- lished.
- [64] D. Foreman-Mackey, D. W. Hogg, D. Lang, and J. Goodman, emcee: The mcmc hammer, *PASP* **125**, 306 (2013).
- [65] L. DESC, R. Mandelbaum, T. Eifler, R. Hložek, T. Collett, E. Gawiser, D. Scolnic, D. Alonso, H. Awan, R. Biswas, J. Blazek, P. Burchat, N. E. Chisari, I. Dell’Antonio, S. Digel, J. Frieman, D. A. Goldstein, I. Hook, Ž. Ivezić, S. M. Kahn, S. Kamath, D. Kirkby, T. Kitching, E. Krause, P.-F. Leget, P. J. Marshall, J. Meyers, H. Miyatake, J. A. Newman, R. Nichol, E. Rykoff, F. J. Sanchez, A. Slosar, M. Sullivan, and M. A. Troxel, *The lsst dark energy science collaboration (desc) science requirements document* (2018), 2018arXiv180901669T.
- [66] E. Krause and T. Eifler, cosmolike - cosmological likelihood analyses for photometric galaxy surveys, *MNRAS* **470**, 2100 (2017), arXiv:1601.05779 [astro-ph.CO].
- [67] A. J. Shajib, G. P. Smith, S. Birrer, A. Verma, N. Arendse, and T. E. Collett, *Strong gravitational lenses from the vera c. rubin observatory* (2024), 2024arXiv240608919S.
- [68] S. Birrer, M. Millon, D. Sluse, A. J. Shajib, F. Courbin, S. Erickson, L. V. E. Koopmans, S. H. Suyu, and T. Treu, Time-delay cosmography: Measuring the hubble constant and other cosmological parameters with strong gravitational lensing, *Space Science Reviews* **220**, 48 (2024), 2024SSRv..220..48B.
- [69] T. Treu and A. J. Shajib, *Strong lensing and h_0* (2023), 2023arXiv230705714T.
- [70] A. J. Shajib, T. Treu, and A. Agnello, Improving time-delay cosmography with spatially resolved kinematics, *MNRAS* **473**, 210 (2018).
- [71] A. Yıldırım, S. H. Suyu, and A. Halkola, Time-delay cosmographic forecasts with strong lensing and jwst stellar kinematics, *Monthly Notices of the Royal Astronomical Society* **493**, 4783 (2020), 2020MNRAS.493.4783Y.
- [72] S. Birrer, S. Dhawan, and A. J. Shajib, The hubble constant from strongly lensed supernovae with standardizable magnifications, *ApJ* **924**, 2 (2022).
- [73] T. E. Collett, M. W. Auger, V. Belokurov, P. J. Marshall, and A. C. Hall, Constraining the dark energy equation of state with double-source plane strong lenses, *MNRAS* **424**, 2864 (2012).
- [74] D. Sharma, T. E. Collett, and E. V. Linder, Testing cosmology with double source lensing, *Journal of Cosmology and Astroparticle Physics* **2023**, 001, 2023JCAP...04..001S.
- [75] T. Li, T. E. Collett, C. M. Krawczyk, and W. Enzi, Cosmology from large populations of galaxy-galaxy strong gravitational lenses, *Monthly Notices of the Royal Astronomical Society* **527**, 5311 (2024), 2024MNRAS.527.5311L.
- [76] A. M. Price-Whelan and D. Foreman-Mackey, schwimmbad: A uniform interface to parallel processing pools in python, *Journal of Open Source Software* **2**, 357 (2017).
- [77] A. Lewis, GetDist: a Python package for analysing Monte Carlo samples, arXiv e-prints , arXiv:1910.13970 (2019), arXiv:1910.13970 [astro-ph.IM].
- [78] T. E. Oliphant, *Guide to NumPy*, 2nd ed. (CreateSpace Independent Publishing Platform, USA, 2015).
- [79] A. Collaboration, Astropy: A community python package for astronomy, *A&A* **558**, A33 (2013).
- [80] A. Collaboration, The astropy project: Building an open-science project and status of the v2.0 core package, *A.J.* **156**, 123 (2018).
- [81] A. Collaboration, A. M. Price-Whelan, P. L. Lim, N. Earl, N. Starkman, L. Bradley, D. L. Shupe, A. A. Patil, L. Corrales, C. E. Brasseur, M. Nöthe, A. Donath, E. Tollerud, B. M. Morris, A. Ginsburg, E. Vaher, B. A. Weaver, J. Tocknell, W. Jamieson, M. H. van Kerkwijk, T. P. Robitaille, B. Merry, M. Bachetti, H. M. Günther, T. L. Aldcroft, J. A. Alvarado-Montes, A. M. Archibald, A. Bódi, S. Bapat, G. Barentsen, J. Bazán, M. Biswas, M. Boquien, D. J. Burke, D. Cara, M. Cara, K. E. Conroy, S. Conseil, M. W. Craig, R. M. Cross, K. L. Cruz, F. D’Eugenio, N. Dencheva, H. A. R. Devillepoix, J. P. Dietrich, A. D. Eigenbrot, T. Erben, L. Ferreira, D. Foreman-Mackey, R. Fox, N. Freij, S. Garg, R. Geda, L. Glattly, Y. Gondhalekar, K. D. Gordon, D. Grant, P. Greenfield, A. M. Groener, S. Guest, S. Gurovich, R. Handberg, A. Hart, Z. Hatfield-Dodds, D. Homeier, G. Hosseinzadeh, T. Jenness, C. K. Jones, P. Joseph, J. B. Kalmbach, E. Karamehmetoglu, M. Kałuszyński, M. S. P. Kelley, N. Kern, W. E. Kerzendorf, E. W. Koch, S. Kulumani, A. Lee, C. Ly, Z. Ma, C. MacBride, J. M. Maljaars, D. Muna, N. A. Murphy, H. Norman, R. O’Steen, K. A. Oman, C. Pacifici, S. Pascual, J. Pascual-Granado, R. R. Patil, G. I. Perren, T. E. Pickering, T. Rastogi, B. R. Roulston, D. F. Ryan, E. S. Rykoff, J. Sabater, P. Sakurikar, J. Salgado, A. Sanghi, N. Saunders, V. Savchenko, L. Schwardt, M. Seifert-Eckert, A. Y. Shih, A. S. Jain, G. Shukla, J. Sick, C. Simpson, S. Singanamalla, L. P. Singer, J. Singhal, M. Sinha, B. M. Sipőcz, L. R. Spitler, D. Stansby, O. Streicher, J. ťumak, J. D. Swinbank, D. S. Taranu, N. Tewary, G. R. Tremblay, M. de Val-Borro, S. J. Van Kooten, Z. Vasović, S. Verma, J. V. de Miranda Cardoso, P. K. G. Williams, T. J. Wilson, B. Winkel, W. M. Wood-Vasey, R. Xue, P. Yoachim, C. Zhang, A. Zonca, and A. P. Contributors, The astropy project: Sustaining and growing a community-oriented open-source project and the latest major release (v5.0) of the core package, *The Astrophysical Journal* **935**, 167 (2022), 2022ApJ...935..167A.
- [82] E. Jones, T. Oliphant, P. Peterson, and Others, *SciPy: Open source scientific tools for Python* (2001).
- [83] L. Dalcín, R. Paz, and M. Storti, Mpi for python, *Journal of Parallel and Distributed Computing* **65**, 1108 (2005).
- [84] L. Dalcín, R. Paz, M. Storti, and J. D’Elía, Mpi for python: Performance improvements and mpi-2 extensions, *Journal of Parallel and Distributed Computing* **68**, 655 (2008).
- [85] L. D. Dalcin, R. R. Paz, P. A. Kler, and A. Cosimo, Parallel distributed computing using python, *Advances in Water Resources New Computational Methods and Software Tools*, **34**, 1124 (2011).
- [86] L. Dalcin and Y.-L. L. Fang, MPI4PY: Status update after 12 years of development, *Computing in Science & Engineering* **23**, 47 (2021).
- [87] M. Rogowski, S. Aseeri, D. Keyes, and L. Dalcin, MPI4PY.futures: Mpi-based asynchronous task execution for python, *IEEE Transactions on Parallel and Distributed Systems* **34**, 611 (2023).
- [88] T. Kluyver, B. Ragan-Kelley, F. Pérez, B. Granger, M. Bussonnier, J. Frederic, K. Kelley, J. Hamrick, J. Grout, S. Corlay, P. Ivanov, D. Avila, S. Abdalla, and C. Willing, Jupyter notebooks – a publishing format for reproducible computational workflows, in *Position-*

- ing and Power in Academic Publishing: Players, Agents and Agendas*, edited by F. Loizides and B. Schmidt (IOS Press BV, Amsterdam, Netherlands, 2016) pp. 87 – 90, **IOS Press**.
- [89] S. Birrer and A. Amara, lenstronomy: Multi-purpose gravitational lens modelling software package, **Physics of the Dark Universe** **22**, 189 (2018).
- [90] S. Birrer, A. J. Shajib, D. Gilman, A. Galan, J. Aalbers, M. Millon, R. Morgan, G. Pagano, J. W. Park, L. Teodori, N. Tessore, M. Ueland, L. V. d. Vyvere, S. Wagner-Carena, E. Wempe, L. Yang, X. Ding, T. Schmidt, D. Sluse, M. Zhang, and A. Amara, lenstronomy ii: A gravitational lensing software ecosystem, **JOSS** **6**, 3283 (2021).
- [91] O. Pisanti, A. Cirillo, S. Esposito, F. Iocco, G. Mangano, G. Miele, and P. D. Serpico, Parthenope: Public algorithm evaluating the nucleosynthesis of primordial elements, **Computer Physics Communications** **178**, 956 (2008).
- [92] J. E. McEwen, X. Fang, C. M. Hirata, and J. A. Blazek, Fast-pt: a novel algorithm to calculate convolution integrals in cosmological perturbation theory, **J. Cosmol. Astropart. Phys.** **2016** (09), 015.