

Confident or Seek Stronger: Exploring Uncertainty-Based On-device LLM Routing From Benchmarking to Generalization

Yu-Neng Chuang^{*1} Leisheng Yu^{*1} Guanchu Wang¹ Lizhe Zhang² Zirui Liu³
Xuanting Cai⁴ Yang Sui¹ Vladimir Braverman⁵ Xia Hu¹

Abstract

Large language models (LLMs) are increasingly deployed and democratized on edge devices. To improve the efficiency of on-device deployment, small language models (SLMs) are often adopted due to their efficient decoding latency and reduced energy consumption. However, these SLMs often generate inaccurate responses when handling complex queries. One promising solution is uncertainty-based SLM routing, offloading high-stakes queries to stronger LLMs when resulting in low-confidence responses on SLM. This follows the principle of *If you lack confidence, seek stronger support* to enhance reliability. Relying on more powerful LLMs is yet effective but increases invocation costs. Therefore, striking a routing balance between efficiency and efficacy remains a critical challenge. Additionally, efficiently generalizing the routing strategy to new datasets remains under-explored. In this paper, we conduct a comprehensive investigation into **benchmarking and generalization of uncertainty-driven routing strategies from SLMs to LLMs over 1500+ settings**. Our findings highlight: *First*, uncertainty-correctness alignment in different uncertainty quantification (UQ) methods significantly impacts routing performance. *Second*, uncertainty distributions depend more on both the specific SLM and the chosen UQ method, rather than downstream data. Building on the insight, we propose a calibration data construction pipeline and open-source a constructed hold-out set to enhance routing generalization on new downstream scenarios. The experimental results indicate calibration data effectively bootstraps routing performance without any new data.

^{*}Equal contribution ¹Rice University ²University of California, San Diego ³University of Minnesota ⁴Meta AI ⁵Johns Hopkins University. Correspondence to: Yu-Neng Chuang <yunchuang@rice.edu>, Leisheng Yu <ly50@rice.edu>, Xia Hu <xia.hu@rice.edu>.

1. Introduction

Large language models (LLMs) deployment on edge devices have gained increasing attention in recent years, primarily due to their potential for low-latency, privacy-preserving inference. Given the computational and memory constraints of edge devices, small language models (SLMs) (e.g., Phi2-mini (Jawaheripi & Bubeck, 2023) or Llama3.2-3B (Touvron et al., 2023)) are designed for resource-efficient deployment, particularly on devices such as smartphones and wearable devices. Their overarching goal is to democratize the deployment of LMs, making it accessible and affordable to users across diverse settings and at any time (Lu et al., 2024; Zhou et al., 2023; Zhao et al., 2023). However, these SLMs often lack the robustness and scalability of LLMs (Chen & Varoquaux, 2024) (e.g., GPT-4o (Achiam et al., 2023) and Llama-3.1-405B), especially when faced with diverse and complex input queries under the deployment on edge devices, which eventually degrade the overall performance. This limitation raises a critical need for exploring the solutions to increase the response reliability of SLMs.

To mitigate this unreliability, a line of work proposes to partially offload challenging and complex queries from SLMs to LLMs (Chuang et al., 2024; Ong et al., 2024; Hu et al., 2024; Stripelis et al., 2024). A hybrid system is then established to wisely route the queries from SLMs and seek more reliable and deterministic responses from stronger LLMs. Although LLMs can exhibit superior performance, they incur high maintenance and inference costs given the large scale of model size and their infrastructure (i.e., a single NVIDIA A100 GPU can cost approximately \$2,000 per month for deployment). Inaccurate routing by SLMs increases the volume of queries forwarded to LLMs, necessitating greater bandwidth allocation for maintaining the service of LLMs. As a result, operational costs and budgetary requirements rise accordingly, especially when continuous deployment is required. Hence, developing an effective routing strategy is crucial for fully deploying SLMs (Ong et al., 2024; Stripelis et al., 2024; Chuang et al., 2024), as it both enhances response reliability and reduces the costs associated with services and data transmission.

Leveraging SLMs’ self-uncertainty estimation emerges as a

robust strategy for enhancing routing effectiveness (Chuang et al., 2024; Ding et al., 2024). By relying on the self-assessed uncertainty, the system can better decide whether to handle a query locally or delegate it to a larger model without the aid of extra routers, ensuring that only queries deemed unreliable by the SLMs are routed to LLMs. As a result, the uncertainty-based routing approach not only generalizes well to new datasets, as only self-assessed information from SLM is needed, but it also reduces the high operational costs associated with accurately running LLMs. To this end, we aim to explore two open and nontrivial research questions for uncertainty-based SLM routing:

1) What is the best practice of uncertainty estimation for query routing from SLMs to LLMs? In this research question, we benchmark the uncertainty-correctness alignment of each uncertainty quantification (UQ) method under their impact to SLM routing. A good alignment is a key factor for successful routing decisions, as any misalignment can cause unnecessary offloading with extra cost. However, SLMs may struggle to provide reliable uncertainty estimates (Huang et al., 2023; Detommaso et al., 2024; Wightman et al., 2023), making them less effective as indicators for query routing. Thus, we benchmark the alignment between uncertainty and correctness, paving the insights for establishing more effective routing strategies¹.

2) What is the best practice to initially establish an effective routing strategy when generalizing to new datasets? In this research question, we explore how to generalize routing strategies to new datasets. Existing approaches (Ong et al., 2024; Hu et al., 2024) rely on sufficient new downstream data to make routing decisions for optimal performance-cost trade-offs, but this process is time-consuming and labor-intensive. Broadly speaking, collecting and analyzing full downstream datasets under varying SLM configurations can be prohibitively costly, delaying implementation, which is not practical in real-world scenarios. This delay is particularly problematic in high-stakes scenarios, such as medical wearable devices, where reliability is critical, and inaccuracies are unacceptable even in early deployment stages. Based on our findings, we provide a data construction pipeline to enhance the generalization of establishing routing in new downstream scenarios. A generated calibration dataset as a data-agnostic hold-out set enables the estimation of effective routing decisions without requiring extensive new data. We further benchmark the benefits of this calibration dataset, demonstrating the one’s generalization ability to new datasets.

This work offers an accessible and reproducible pipeline for uncertainty-based routing from benchmarking to generalization. Our main contributions are summarized as follows:

¹For the convenience, we interchangeably use uncertainty and confidence, where low uncertainty refers to high confidence.

- **Comprehensive benchmarking and detailed analysis:** This benchmark evaluates 8 UQ methods across 14 datasets to examine the alignment between uncertainty and correctness in routing tasks. We incorporate 8 SLMs and 2 LLMs to emulate real-world deployment scenarios. We then delve into key observations from the extensive results and conclude the insights for developing uncertainty-based SLM routing.
- **Calibration data for generalization to new data:** Building on our benchmarking pipeline, we introduce a calibration data construction pipeline designed to improve routing generalization in new downstream scenarios. Empirical results show that this calibration data generalizes effectively to new datasets *without relying on any new downstream data*.

2. Reviewing Different Schools of Uncertainty Quantification and LLM Routing

2.1. Uncertainty Quantification for LMs

Uncertainty quantification methods estimate a model’s confidence in its predictions (Hou et al., 2024). For traditional classification and regression, uncertainty estimation is well-established (Gal et al., 2016). However, for LLMs generating free-form responses to complex queries, estimating uncertainty is more challenging because the output space can grow exponentially with vocabulary size, and each sequence spans multiple tokens (Fadeeva et al., 2023). Existing uncertainty quantification approaches for LLMs can be grouped into the following four categories.

Via Verbalizing Uncertainty. This line of work prompts language models to report linguistic confidence (Mahaut et al., 2024; Mielke et al., 2022). To enable LMs to verbalize confidence, researchers have proposed fine-tuning them to express uncertainty (Lin et al., 2022) or teaching them to verbalize confidence through in-context learning (Dong et al., 2024). Verbalized confidence can take the form of linguistic expressions of uncertainty or numerical scores (Geng et al., 2024). Multiple studies find that LLMs tend to be overconfident when reporting confidence (Xiong et al., 2024; Tian et al., 2023). To mitigate this overconfidence, prompting strategies such as multi-step elicitation, top- k , and Chain-of-Thought (Wei et al., 2022) have been explored (Tian et al., 2023). Sampling multiple response-confidence pairs and designing more effective aggregation strategies can also help mitigate overconfidence (Xiong et al., 2024). Moreover, Tian et al. report that verbalized confidence is typically better calibrated than the model’s conditional probabilities.

Via Analyzing Token/Sequence Probabilities. This line of research derives confidence scores from model logits for output tokens (Geng et al., 2024; Huang et al., 2023; Jiang et al., 2021). The confidence of a generated sequence is

Table 1. Uncertainty quantification (UQ) methods evaluated in our benchmark. “Model Access” specifies whether a method views the LM’s weights/logits (white-box) or only its generated output (black-box). “Require Training?” indicates if additional training is needed. See Subsection 2.1 for taxonomy details and Subsection 3.1 for method descriptions.

Uncertainty Quantification (UQ) Methods	Taxonomy	Model Access	Require Training?
Average Token Prob (Mahaut et al., 2024)	Token/sequence probabilities	White-box	No
$p(\text{True})$ (Kadavath et al., 2022)	Token/sequence probabilities	White-box	No
Perplexity (Fomicheva et al., 2020)	Token/sequence probabilities	White-box	No
Jaccard Degree (Lin et al., 2023)	Output consistency	Black-box	No
Verbalization-1s (Xiong et al., 2024; Tian et al., 2023)	Verbalized uncertainty	Black-box	No
Verbalization-2s (Tian et al., 2023)	Verbalized uncertainty	Black-box	No
Trained Probe (Azaria & Mitchell, 2023; Kadavath et al., 2022; Mahaut et al., 2024)	Uncertainty probe	White-box	Yes
OOD Probe (Kadavath et al., 2022; Mahaut et al., 2024)	Uncertainty probe	White-box	Yes

computed by aggregating the log-probabilities of its tokens. Common aggregation strategies include arithmetic average, minimum, perplexity, and average entropy (Fadeeva et al., 2023; Fomicheva et al., 2020; Vazhentsev et al., 2023). Because not all tokens in a sequence equally reflect semantic content, SAR reweights token likelihoods to emphasize more meaningful tokens (Duan et al., 2024). However, different surface realizations of the same claim can yield different probabilities, implying that the calculated confidence reflects how a claim is articulated rather than the claim itself (Mahaut et al., 2024). To combine LM self-assessment with token probabilities, $p(\text{True})$ is proposed: the model is asked whether its generated response is correct, and the probabilities of True/False tokens serve as the confidence score (Kadavath et al., 2022; Tian et al., 2023).

Via Gauging Output Consistency. This line of research (e.g., SelfCheckGPT (Manakul et al., 2023)) assumes that high-confidence LLMs produce consistent outputs (Mahaut et al., 2024). A typical approach samples m responses for a given input query, measures inter-response similarity, and calculates a confidence score from meaning diversity (Fadeeva et al., 2023). Common ways to measure pairwise similarity include Natural Language Inference (NLI) and Jaccard similarity (Geng et al., 2024). Consistency is then assessed by analyzing the similarity matrix, for instance, by counting semantic sets, summing eigenvalues of the graph Laplacian, examining the degree matrix, or computing eccentricity (Lin et al., 2023). Because different sentences can express the same meaning, semantic entropy (Kuhn et al., 2023) first clusters responses by semantic equivalence before measuring consistency.

Via Training Uncertainty Probes. This approach trains classifiers to predict whether an LLM will arrive at the correct answer for a particular query, using predicted probabilities as confidence scores (Geng et al., 2024). Training data is often obtained by sampling multiple answers per question at a fixed temperature and labeling each for correctness (Kadavath et al., 2022). A probe (commonly a multi-layer perceptron) then takes hidden states as inputs to predict correctness (Azaria & Mitchell, 2023; Li et al., 2024).

Because in-domain training data is not always available, Contrast-Consistent Search trains probes unsupervisedly by maximizing representation distances between contradictory answers on Yes/No questions (Burns et al., 2022). Furthermore, whether probes trained on out-of-distribution data remain effective is still under debate (Kadavath et al., 2022; Mahaut et al., 2024; Kuhn et al., 2023; Liu et al., 2024b).

2.2. LLM Routing

In query-routing scenarios, recent approaches train additional classifiers to direct queries to different SLMs or LLMs based on historical performance metrics and user feedback data (Ding et al., 2024; Ong et al., 2024; Stripelis et al., 2024; Jiang et al., 2024; Zhao et al., 2024). For instance, RouterBench (Hu et al., 2024) collects inference outputs from selected LLMs to aid in the development of routing classifiers. However, these methods face significant challenges when encountering new downstream tasks, as such data falls outside the distribution of the existing training data. This limitation makes them less practical for real-world scenarios, such as on personal edge device deployment, where adaptability to unseen conditions is crucial. Our work focuses on how to establish routing systems between SLMs and LLMs and generalize to new downstream tasks. In this manner, uncertainty-based routing is an appropriate solution to overcome these challenges, as uncertainty is directly extracted from SLMs themselves. Furthermore, we propose a calibration data construction pipeline to initialize a routing system that generalizes to unseen datasets.

3. Benchmarking Uncertainty-based SLM Routing

In this section, we systematically evaluate 8 SLMs and 2 LLMs on 14 datasets using 8 UQ methods (see Table 1) for uncertainty-based SLM routing. This section details the datasets, models, and UQ methods, followed by several key findings and practical considerations. All experiments are conducted on four 80GB NVIDIA A100 GPUs.

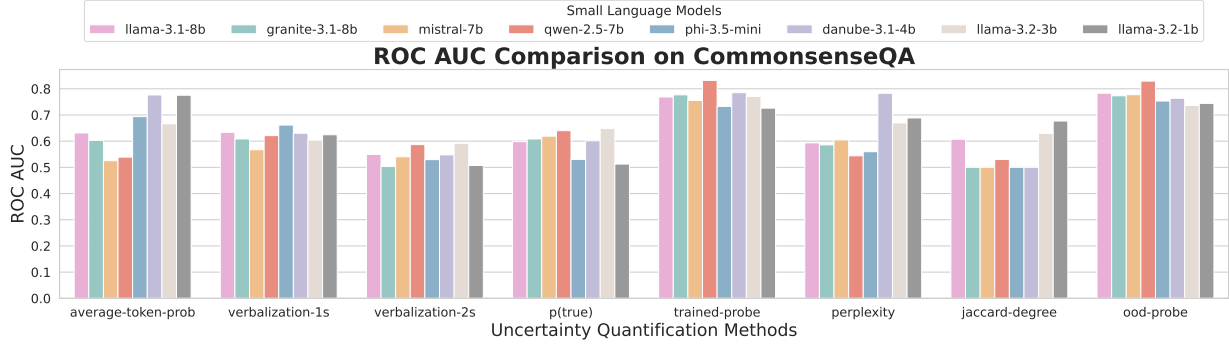


Figure 1. The ROC AUC scores measure the alignment between confidence and correctness across different SLMs and uncertainty quantification methods on CommonsenseQA. A higher ROC AUC indicates a stronger alignment.

3.1. Benchmark Coverage and Setup

Language Models. We select 8 open-source SLMs spanning 1–8B parameters from multiple affiliations: Llama-3.2-1B-Instruct (Meta, 2024), Llama-3.2-3B-Instruct (Meta, 2024), Phi-3.5-mini-instruct (Abdin et al., 2024), danube3.1-4b-chat (Pfeiffer et al., 2024), Mistral-7B-Instruct-v0.3 (Jiang et al., 2023), Qwen2.5-7B-Instruct (Yang et al., 2024), Llama-3.1-8B-Instruct (Dubey et al., 2024), and granite-3.1-8b-instruct (Granite Team, 2024). Three are from Meta, and the rest are contributed by Microsoft, H2O.ai, Mistral AI, Alibaba, and IBM. All adopt a decoder-only Transformer architecture and are available through Hugging Face. We include one open-source LLM (Llama-3.1-70B-Instruct (Dubey et al., 2024)) and one proprietary API-based counterpart (GPT-4o mini (Hurst et al., 2024)).

Datasets. Experiments span 14 datasets from four domains: (1) *Mathematical Reasoning* (AQuA (Ling et al., 2017), GSM8K (Cobbe et al., 2021), MultiArith (Roy & Roth, 2016), SVAMP (Patel et al., 2021)), (2) *Commonsense Reasoning* (CommonsenseQA (Talmor et al., 2019), HelLaSwag (Zellers et al., 2019), OpenBookQA (Mihaylov et al., 2018), PIQA (Bisk et al., 2020), TruthfulQA (Lin et al., 2021), WinoGrande (Sakaguchi et al., 2021), BoolQ (Clark et al., 2019), Social IQa (Sap et al., 2019)), (3) *Conversational and Contextual Understanding* (CoQA (Reddy et al., 2019)), and (4) *Problem Solving* (MMLU (Hendrycks et al., 2021)). These cover free-form, multiple-choice, and True/False question answering and are available via Hugging Face. Table 2 in Appendix A provides further details.

UQ Methods and Hyperparameters. We evaluate 8 approaches from the four categories in Section 2.1. (1) *Average token probability* uses the probability of the chosen option token (e.g., “A”) for multiple-choice tasks or the mean probability of all generated tokens for free-form tasks. (2) *Perplexity* is computed for a sequence of N output tokens $\{y_i\}_{i=1}^N$ with probabilities $\{p(y_i)\}_{i=1}^N$ as $\exp(\frac{1}{N} \sum_{i=1}^N \ln p(y_i))$, and its reciprocal serves as the con-

fidence score. (3) *$p(\text{True})$* is a method where the LM first outputs an answer, then evaluates the generated response using only “True” or “False.” The probabilities for these two tokens are normalized to sum to 1, and the probability of “True” is used as confidence. (4) *Verbalized confidence in a single response* (denoted as verbalization-1s) prompts the model to output both the answer and numeric confidence in one step. (5) *Verbalized confidence in the second round* (denoted as verbalization-2s) obtains the confidence in a separate, follow-up query after the model has provided an answer. (6) *The degree matrix* (denoted as jaccard-degree) generates $m = 5$ samples (temperature 1.0) for one query, computes pairwise Jaccard similarities, and sets confidence to $\text{trace}(mI - D)/m^2$, where D is the degree matrix. (7) *Trained probe* is a four-layer MLP with LeakyReLU activations, trained on a fixed subsample of the in-domain training set for each dataset, taking as input the hidden states from the eighth-to-last transformer layer. We train for 20 epochs (learning rate 5×10^{-4}). (8) *Trained probe on out-of-distribution data* (denoted as ood-probe) is identical in architecture but trained on all other datasets. For instance, if AQuA is evaluated, the ood-probe is trained on the remaining 13 datasets (20 epochs, learning rate 1×10^{-4}).

For verbalization-based methods, we discard queries when the model does not follow instructions to produce a confidence score. For free-form question answering, we use GPT-4o mini to evaluate whether a response is essentially equivalent to the ground truth answer (Zheng et al., 2023).

3.2. Report Observations

In this section, we present our benchmarking results analyzing the impact of uncertainty-correctness alignment on routing tasks. More observations and experimental results on calibration and routing can be found in Appendix C.1.

Observation 1: Uncertainty estimation in SLMs may exhibit misalignment with prediction correctness. From the theoretical perspective, well-calibrated uncertainty scores

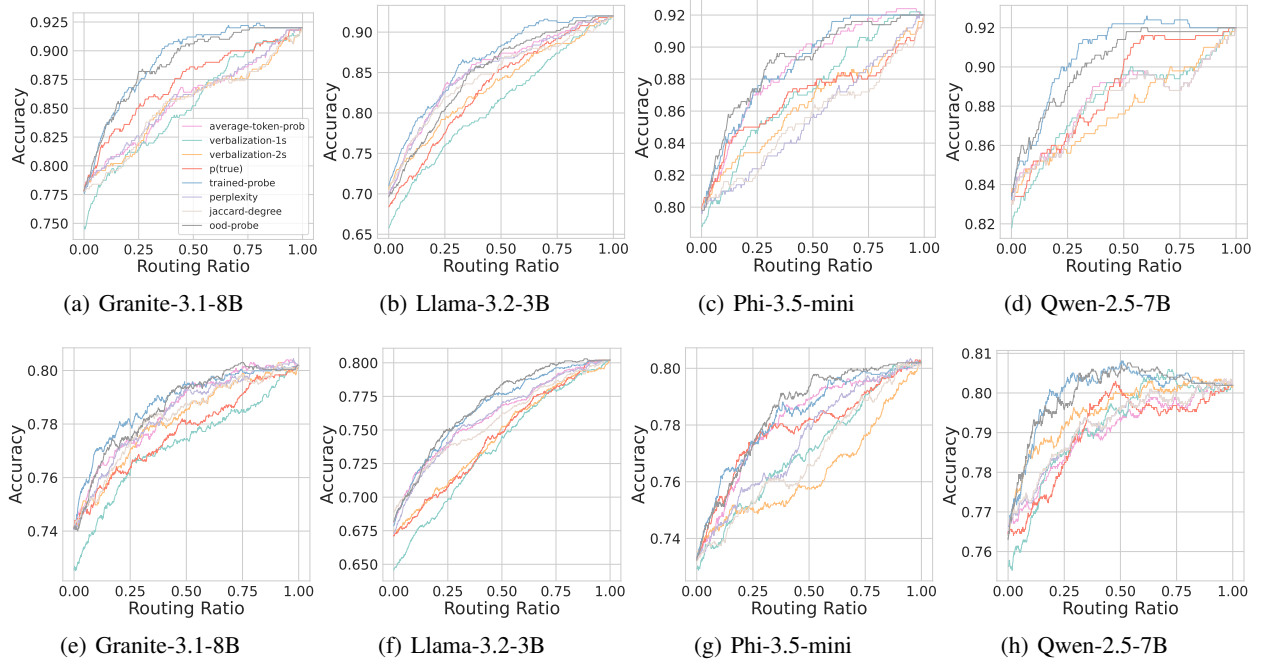


Figure 2. Overall accuracy vs. routing ratio with different UQ methods and SLMs. (a)-(d) show the results of routing to Llama-3.1-70B on the OpenbookQA dataset; and (e)-(h) demonstrate the results of routing to GPT-4o mini on the Social IQa dataset.

do not necessarily imply a strong correlation with the correctness of the predictions (Huang et al., 2023; Chuang et al., 2024). The predictions of models might be perfectly calibrated yet still display relatively low accuracy (i.e., confidently provide wrong answers). This phenomenon is also evident in our benchmark results (illustrated in Figure 1). We compute AUC scores to quantify the correlation between extracted uncertainty and prediction correctness, treating correctness as a binary ground truth and using confidence values as the ranking metric. The results show that not all UQ methods effectively exhibit a strong alignment between confidence and prediction correctness. Moreover, from Figure 1 and Figure 7, we can observe that the alignment may vary across datasets for the same SLM and UQ method. For instance, $p(\text{True})$ (Fadeeva et al., 2023; Tian et al., 2023) demonstrates strong alignment for Phi-3.5-mini on the MultiArith dataset but fails on the CommonsenseQA dataset. On the other hand, OOD Probe, Trained Probe, and Perplexity obtain consistently decent alignment compared to other UQ methods across different SLMs and domains of datasets. Conversely, we notice that verbalization-based methods, namely verbalization-1s (Tian et al., 2023; Mahaut et al., 2024), and verbalization-2s (Tian et al., 2023), consistently withhold low alignment between uncertainty and prediction correctness. More experimental results can be found in Appendix C.1.

Observation ②: Verbalization-based UQ methods struggle to extract uncertainty in SLMs for query routing. We

find that verbalization methods like verbalization-2s (Tian et al., 2023) obtain poor alignment between confidence and prediction correctness, and this misalignment can lead to inferior routing performance in SLMs, where the conclusion can be found in Figure 2. Recent advancements (Xiong et al., 2023; Yona et al., 2024) also show that uncertainty scores derived from verbalization may exhibit good reflection on models’ intrinsic uncertainty of prediction across multiple models and datasets. This discrepancy poses a significant challenge for establishing effective routing performance since queries that are actually correct may be unnecessarily routed from SLMs to LLMs, thereby increasing the overall cost of deploying routing systems.

Observation ③: A good routing standard highly depends on UQ methods with good uncertainty-correctness alignment. A notable phenomenon occurs when UQ methods, such as Trained Probe (Mahaut et al., 2024), exhibit strong alignment, leading to significant improvements in routing performance. This is because the extracted uncertainty scores from these UQ methods more effectively indicate whether SLMs produce correct predictions. Among all UQ methods evaluated for routing tasks, we find that Trained Probe (Mahaut et al., 2024), OOD Probe (Kadavath et al., 2022; Mahaut et al., 2024), and Perplexity (Fadeeva et al., 2023) consistently rank as the top three methods for SLM routing. Therefore, a comprehensive analysis of UQ methods before deploying a routing system in SLMs is highly recommended to ensure efficient query routing.

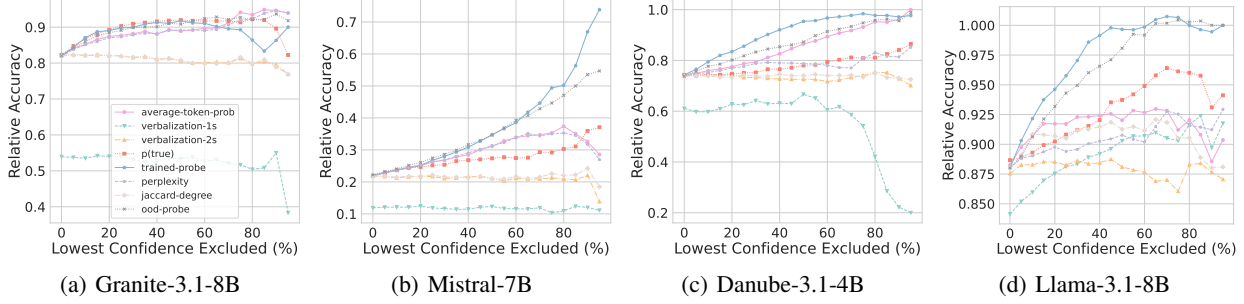


Figure 3. Relative accuracy of SLMs vs. LLMs on top- k % confident queries. “Relative accuracy” is the ratio of SLM accuracy to LLM accuracy. The x-axis “Lowest Conf. Excluded” shows the percentage of low-confidence queries removed; for example, 80 means 80% of queries with the lowest confidence are excluded, leaving the top 20%. (a) and (b) compare SLMs to Llama-3.1-70B on GSM8K, while (c) and (d) compare SLMs to GPT-4o-mini on PIQA.

Observation 4: SLMs can match LLM performance on high-confidence queries. Although SLMs generally underperform LLMs, we find that for queries where SLMs exhibit high confidence, their accuracy approaches that of LLMs. To illustrate, we progressively remove queries starting from those with the lowest SLM confidence and compute the ratio of SLM to LLM accuracy on the remaining top- k % queries (Figure 3). As more low-confidence queries are excluded, SLMs achieve comparable performance to LLMs. For instance, on PIQA, Danube-3.1-4B achieves performance nearly equal to GPT-4o-mini on the top 20% highest-confidence queries. Moreover, the effectiveness of this selection depends on the uncertainty quantification (UQ) method: approaches with stronger alignment (e.g., Trained Probe (Mahaut et al., 2024)) yield higher relative accuracy than weaker ones (e.g., verbalization-2s) across all query exclusion rates. Additional results appear in Appendix C.2.

4. Generalizable SLM Routing for New Downstream Scenarios

In this section, we first describe the pipeline for constructing calibration data with experimental details. We then investigate how well the calibration data can enhance routing generalization to new downstream scenarios without accessing the new datasets. Finally, we discuss our benchmark results and offer several insights into the calibration data for establishing routing in early-stage deployments.

4.1. Calibration Data Construction Pipeline

We aim to evaluate how calibration data improves routing strategies when generalizing to new downstream scenarios without requiring additional downstream data. Specifically, the calibration data serves as a data-agnostic hold-out set tailored to a particular SLM, which can generalize its routing standards across various new downstream datasets. By leveraging this calibration data, we establish a generalizable routing framework for new scenario deployments. This

Algorithm 1 Calibration Data Construction Pipeline

input A collection of datasets $\mathbb{D} = \{\mathcal{D}_i\}_{i=1}^N$ with N domains
output A set of calibration data \mathbf{X}
 1: Collect diverse domain of dataset \mathcal{D}_i to form $\mathbb{D} = \{\mathcal{D}_i\}_{i=1}^N$
 2: Generate uncertainty distributions $\{\mathcal{F}_{\mathbb{D}}\}_{i=1}^M$ of \mathbb{D} with selected UQ methods
 3: Sample $\mathbf{X} = \{x_j \mid x_j \in \mathbf{X}_i \sim \{\mathcal{F}_{\mathbb{D}}\}_{i=1}^M \forall i, j\}$ from i -th bin in $\{\mathcal{F}_{\mathbb{D}}\}_{i=1}^M$

approach not only simplifies the deployment process by removing the need for comprehensive dataset-specific analytics for routing but also demonstrates the potential of calibration data as a proxy for diverse data types, ultimately enhancing the generalization to new scenarios.

The overall construction pipeline is detailed as follows. Let $\mathbb{D} = \{\mathcal{D}_i\}_{i=1}^N$ be a diverse collection of datasets, where N denotes the number of distinct domain types included in the collection. We select a diverse collection of datasets \mathbb{D} with various domains, such as commonsense reasoning, mathematics, and more, where we follow the settings in (Liu et al., 2024c). And then, we process every data instance in \mathbb{D} through selected UQ methods to capture their corresponding uncertainty distributions $\{\mathcal{F}_{\mathbb{D}}\}_{i=1}^M$ with M bins, where $M \in \mathbb{Z}^+$ is an arbitrary number. These distributions serve as the sampling foundation of each data instance in forming calibration data. Finally, data instances obtained in the set of calibration data \mathbf{X} are weighted-sampled from each bin of $\{\mathcal{F}_{\mathbb{D}}\}_{i=1}^M$ such that $\mathbf{X} = \{x_j \mid x_j \in \mathbf{X}_i \sim \{\mathcal{F}_{\mathbb{D}}\}_{i=1}^M \forall i, j\}$. This ensures similar distribution in calibration data across various uncertainty levels presented in $\{\mathcal{F}_{\mathbb{D}}\}_{i=1}^M$. The resulting collection of these sampled data instances forms the final calibration dataset. The detailed pipeline of constructing the calibration dataset is outlined in Algorithm 1.

4.2. Calibration Data Setups

Benchmark Settings. We evaluate the constructed calibration data on 8 SLMs and 2 LLMs across 14 datasets. Based

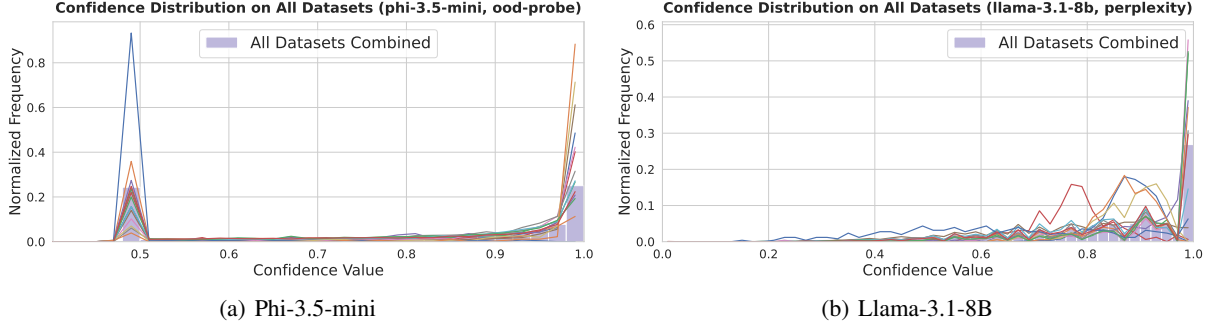


Figure 4. Confidence distributions across 14 datasets. The histogram depicts the aggregated distribution from all datasets, while each curve represents a single dataset. (a) Confidence of Phi-3.5-mini by OOD Probe; (b) Confidence of Llama-3.1-8B by Perplexity.

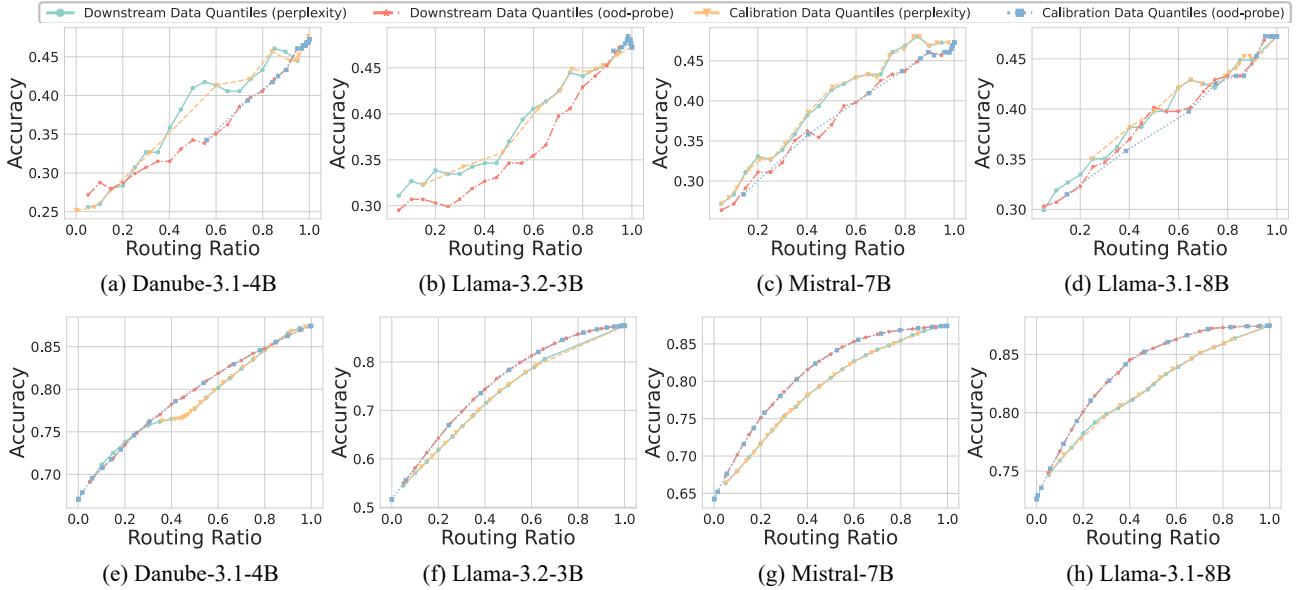


Figure 5. Generalization of calibration data for routing on new downstream datasets. (a)-(d) show the results of routing to Llama-3.1-70B on AQuA; (e)-(h) show results of routing to GPT-4o-mini on HellaSwag.

on the observations and results from the previous benchmark section, we select 2 UQ methods that demonstrate the strongest alignment between predicted uncertainty and actual correctness: "OOD Probe" (Kadavath et al., 2022; Mahaut et al., 2024) and "Perplexity" (Fadeeva et al., 2023) method. We consider the routing performance evaluated on entire new datasets as the ground truth. To simulate a new dataset scenario, we adopt a cross-validation setting. Specifically, we select a target dataset for evaluation and derive its calibration data from the remaining 13 datasets. The target dataset’s generalization performance is then evaluated using this calibration set, which does not contain any information from the target dataset. All reported results represent the average across three individual experimental runs.

Data Construction Settings. The calibration data is weighted-sampled from each bin of the calibration data distributions, with the number of bins set to 30. We sample

10% of the instances from each bin to form the final calibration data. The temperature is fixed at 0, top-p at 1.0, and all decoding processes use greedy search. Alternative sampling strategies are disabled with a fixed random seed of 50 to ensure reproducibility.

4.3. Generalization of Calibration Data

We provide several key insights into the generalization ability of calibration data as follows.

Insights ①: The extracted confidence distribution is predominantly determined by the chosen SLM and uncertainty quantification (UQ) method, with minimal dependence on the downstream dataset. As illustrated in Figure 4, confidence scores aggregated from 14 different tasks exhibit a nearly identical shape regardless of the specific dataset. Instead, they vary notably with different SLMs and UQ methods. This finding suggests that the confidence

distribution is largely data-agnostic, enabling the construction of calibration data that generalizes to new tasks without needing prior knowledge of new datasets.

Insights ②: Calibration data helps SLM routing to achieve strong generalization, allowing routing strategies to be initialized on SLMs without accessing new datasets.

Building on our findings about uncertainty distributions, we sampled a data subset to create a final calibration dataset using the pipeline described in Section 4.1. We then utilized this calibration dataset to determine thresholds for different routing ratios in new downstream scenarios. The experimental results (see Figure 5) show that the routing curves from the calibration data closely match those from the entire new downstream dataset, indicating that the calibration data provides strong generalization for establishing routing strategies on unseen downstream datasets. An identical phenomenon is observed across multiple UQ methods and different SLMs, highlighting the potential of calibration data to initiate the routing process for any new dataset independent of the UQ method or SLM used. Additional experimental results can be found in Appendix C.3.

5. Challenges and Opportunities

① How to cash-in routing efficiency on new edge devices?

Based on the benchmark results, calibration data provides a robust foundation for establishing routing policies on new edge devices without accessing prior knowledge at the early stage of deployment. This enables the routing policies with strong generalization to new dataset scenarios and enhances the efficiency across diverse deployment for personal edge devices. While calibration data holds a good performance in the early deployment stage, an important direction to explore is how to effectively leverage additional private on-device data to further strengthen the quality of calibration data, aiming to continuously enhance the deployment of personalized routing strategies. With the aid of calibration data, less private data is required, but striking a balance between privacy and performance remains an open challenge.

② How to effectively strike a balance between LLM routing efficiency and utility? We empirically observe that by leveraging UQ methods with strong uncertainty-utility alignment (e.g., Perplexity and OOD Probe methods), routing thresholds can effectively be determined with the sweet points of efficiency and utility. However, achieving such sweet spots can be challenging due to the variability in downstream datasets and the sensitivity of UQ methods to LLM-specific characteristics. Additionally, discrepancies across different device types, such as variations between iOS and Android systems², further complicating the process,

²iOS uses Apple-specific hardware, while Android spans a wide variety of ARM-based processors with different capabilities.

requiring tailored strategies and analytics to account for platform-specific constraints and capabilities. Based on these factors, providing a fair apple-to-apple comparison regarding routing performance is inherently challenging. Researchers should be mindful of these complexities and focus on developing methods that are not only efficient but also capable of handling long-context scenarios effectively.

③ How is the performance when conducting compression (e.g., pruning, quantization) on the on-device model?

As with the on-device models discussed in the above sections, we directly adopt a pre-trained small model without any modifications. Alternatively, on-device models can also be generated by compressing larger models. Specifically, numerous works have explored methods for compressing LLMs into smaller sizes using techniques such as pruning (Frantar & Alistarh, 2023) and quantization (Xiao et al., 2023; Lin et al., 2024). The advantage of employing compression methods is that the smaller models compressed from larger ones tend to retain similar distributions of the output, thereby mitigating the issue of distribution shift. Therefore, directly applying compression techniques to larger models is a promising field to explore in the future.

④ Uncertainty-aware routing in on-device multimodal language models. While LLMs typically operate with a single modality for both input and output, a promising research direction involves exploring uncertainty-aware routing in multimodal language models (MLLMs). For instance, in vision-language models (VLMs) such as LLaVa (Liu et al., 2024a) and InternVL (Chen et al., 2024), the inputs include both images/videos and text. By incorporating visual modalities, the properties of vision tokens significantly influence the output. As a result, the uncertainty in the generated text differs from that of language-only models. Benchmarking and generalizing uncertainty-aware routing for on-device MLLMs is a valuable direction for the research community.

6. Conclusion

This paper investigates the routing accuracy of SLMs in estimating their uncertainty and establishing best practices for initiating effective routing strategies. Through comprehensive benchmarking of 8 SLMs, 2 LLMs, 8 UQ methods, and 14 datasets across 1500+ settings, we found that the alignment between uncertainty and correctness significantly impacts routing performance. Additionally, our experiments show that uncertainty distributions depend primarily on the specific SLM and UQ method rather than the downstream data. Building on the insights, we introduced a calibration data construction pipeline and a hold-out dataset to generalize routing strategies without prior knowledge of new downstream data. The results confirm that the calibration data effectively bootstraps routing, indicating its strong potential for benefiting in resource-efficient SLM deployment.

References

- Abdin, M., Aneja, J., Awadalla, H., Awadallah, A., Awan, A. A., Bach, N., Bahree, A., Bakhtiari, A., Bao, J., Behl, H., et al. Phi-3 technical report: A highly capable language model locally on your phone. *arXiv preprint arXiv:2404.14219*, 2024.
- Achiam, J., Adler, S., Agarwal, S., Ahmad, L., Akkaya, I., Aleman, F. L., Almeida, D., Altenschmidt, J., Altman, S., Anadkat, S., et al. Gpt-4 technical report. *arXiv preprint arXiv:2303.08774*, 2023.
- Allal, L. B., Lozhkov, A., Bakouch, E., von Werra, L., and Wolf, T. Smollm - blazingly fast and remarkably powerful, 2024.
- Azaria, A. and Mitchell, T. The internal state of an llm knows when it’s lying. In *Findings of the Association for Computational Linguistics: EMNLP 2023*, pp. 967–976, 2023.
- Bai, J., Bai, S., Chu, Y., Cui, Z., Dang, K., Deng, X., Fan, Y., Ge, W., Han, Y., Huang, F., et al. Qwen technical report. *arXiv preprint arXiv:2309.16609*, 2023.
- Bisk, Y., Zellers, R., Gao, J., Choi, Y., et al. Piqa: Reasoning about physical commonsense in natural language. In *Proceedings of the AAAI conference on artificial intelligence*, volume 34, pp. 7432–7439, 2020.
- Burns, C., Ye, H., Klein, D., and Steinhardt, J. Discovering latent knowledge in language models without supervision. *arXiv preprint arXiv:2212.03827*, 2022.
- Chen, L. and Varoquaux, G. What is the role of small models in the llm era: A survey. *arXiv preprint arXiv:2409.06857*, 2024.
- Chen, Z., Wu, J., Wang, W., Su, W., Chen, G., Xing, S., Zhong, M., Zhang, Q., Zhu, X., Lu, L., et al. Internvl: Scaling up vision foundation models and aligning for generic visual-linguistic tasks. In *Proceedings of the IEEE/CVF Conference on Computer Vision and Pattern Recognition*, pp. 24185–24198, 2024.
- Chu, X., Qiao, L., Zhang, X., Xu, S., Wei, F., Yang, Y., Sun, X., Hu, Y., Lin, X., Zhang, B., et al. Mobilevlm v2: Faster and stronger baseline for vision language model. *arXiv preprint arXiv:2402.03766*, 2024.
- Chuang, Y.-N., Zhou, H., Sarma, P. K., Gopalan, P., Boccio, J., Bolouki, S., and Hu, X. Learning to route with confidence tokens. *arXiv preprint arXiv:2410.13284*, 2024.
- Clark, C., Lee, K., Chang, M.-W., Kwiatkowski, T., Collins, M., and Toutanova, K. Boolq: Exploring the surprising difficulty of natural yes/no questions. In *Proceedings of the 2019 Conference of the North American Chapter of the Association for Computational Linguistics: Human Language Technologies, Volume 1 (Long and Short Papers)*, pp. 2924–2936, 2019.
- Cobbe, K., Kosaraju, V., Bavarian, M., Chen, M., Jun, H., Kaiser, L., Plappert, M., Tworek, J., Hilton, J., Nakano, R., et al. Training verifiers to solve math word problems. *arXiv preprint arXiv:2110.14168*, 2021.
- Dao, T. and Gu, A. Transformers are ssms: Generalized models and efficient algorithms through structured state space duality. *arXiv preprint arXiv:2405.21060*, 2024.
- Detommaso, G., Bertran, M., Fogliato, R., and Roth, A. Multicalibration for confidence scoring in llms. *arXiv preprint arXiv:2404.04689*, 2024.
- Ding, D., Mallick, A., Wang, C., Sim, R., Mukherjee, S., Rühle, V., Lakshmanan, L. V., and Awadallah, A. H. Hybrid llm: Cost-efficient and quality-aware query routing. In *The Twelfth International Conference on Learning Representations*, 2024.
- Dong, Q., Li, L., Dai, D., Zheng, C., Ma, J., Li, R., Xia, H., Xu, J., Wu, Z., Chang, B., et al. A survey on in-context learning. In *Proceedings of the 2024 Conference on Empirical Methods in Natural Language Processing*, pp. 1107–1128, 2024.
- Duan, J., Cheng, H., Wang, S., Zavalny, A., Wang, C., Xu, R., Kailkhura, B., and Xu, K. Shifting attention to relevance: Towards the predictive uncertainty quantification of free-form large language models. In *Proceedings of the 62nd Annual Meeting of the Association for Computational Linguistics (Volume 1: Long Papers)*, pp. 5050–5063, 2024.
- Dubey, A., Jauhri, A., Pandey, A., Kadian, A., Al-Dahle, A., Letman, A., Mathur, A., Schelten, A., Yang, A., Fan, A., et al. The llama 3 herd of models. *arXiv preprint arXiv:2407.21783*, 2024.
- Fadeeva, E., Vashurin, R., Tsvigun, A., Vazhentsev, A., Petrakov, S., Fedyanin, K., Vasilev, D., Goncharova, E., Panchenko, A., Panov, M., et al. Lm-polygraph: Uncertainty estimation for language models. In *Proceedings of the 2023 Conference on Empirical Methods in Natural Language Processing: System Demonstrations*, pp. 446–461, 2023.
- Fomicheva, M., Sun, S., Yankovskaya, L., Blain, F., Guzmán, F., Fishel, M., Aletras, N., Chaudhary, V., and Specia, L. Unsupervised quality estimation for neural machine translation. *Transactions of the Association for Computational Linguistics*, 8:539–555, 2020.

- Frantar, E. and Alistarh, D. Sparsegpt: Massive language models can be accurately pruned in one-shot. In *International Conference on Machine Learning*, pp. 10323–10337. PMLR, 2023.
- Gal, Y. et al. Uncertainty in deep learning. 2016.
- Geng, J., Cai, F., Wang, Y., Koepl, H., Nakov, P., and Gurevych, I. A survey of confidence estimation and calibration in large language models. In *Proceedings of the 2024 Conference of the North American Chapter of the Association for Computational Linguistics: Human Language Technologies (Volume 1: Long Papers)*, pp. 6577–6595, 2024.
- Geng, X. and Liu, H. Openllama: An open reproduction of llama, May 2023. URL https://github.com/openlm-research/open_llama.
- Granite Team, I. Granite 3.0 language models, 2024.
- Griffin, R. and Teams, G. Recurrentgemma: Moving past transformers for efficient open language models, 2024.
- Groeneveld, D., Beltagy, I., Walsh, P., Bhagia, A., Kinney, R., Tafjord, O., Jha, A. H., Ivison, H., Magnusson, I., Wang, Y., Arora, S., Atkinson, D., Authur, R., Chandu, K., Cohan, A., Dumas, J., Elazar, Y., Gu, Y., Hessel, J., Khot, T., Merrill, W., Morrison, J., Muennighoff, N., Naik, A., Nam, C., Peters, M. E., Pyatkin, V., Ravichander, A., Schwenk, D., Shah, S., Smith, W., Strubell, E., Subramani, N., Wortsman, M., Dasigi, P., Lambert, N., Richardson, K., Zettlemoyer, L., Dodge, J., Lo, K., Soldaini, L., Smith, N. A., and Hajishirzi, H. Olmo: Accelerating the science of language models. *Preprint*, 2024.
- Hendrycks, D., Burns, C., Basart, S., Zou, A., Mazeika, M., Song, D., and Steinhardt, J. Measuring massive multitask language understanding. In *International Conference on Learning Representations*, 2021.
- Hou, B., Liu, Y., Qian, K., Andreas, J., Chang, S., and Zhang, Y. Decomposing uncertainty for large language models through input clarification ensembling. In *Forty-first International Conference on Machine Learning*, 2024.
- Hu, Q. J., Bieker, J., Li, X., Jiang, N., Keigwin, B., Ranganath, G., Keutzer, K., and Upadhyay, S. K. Routerbench: A benchmark for multi-llm routing system. *arXiv preprint arXiv:2403.12031*, 2024.
- Huang, Y., Song, J., Wang, Z., Zhao, S., Chen, H., Juefei-Xu, F., and Ma, L. Look before you leap: An exploratory study of uncertainty measurement for large language models. *arXiv preprint arXiv:2307.10236*, 2023.
- Hurst, A., Lerer, A., Goucher, A. P., Perelman, A., Ramesh, A., Clark, A., Ostrow, A., Welihinda, A., Hayes, A., Radford, A., et al. Gpt-4o system card. *arXiv preprint arXiv:2410.21276*, 2024.
- Javaheripi, M. and Bubeck, S. Phi-2: The surprising power of small language models, December 2023.
- Jiang, A. Q., Sablayrolles, A., Mensch, A., Bamford, C., Chaplot, D. S., de las Casas, D., Bressand, F., Lengyel, G., Lample, G., Saulnier, L., Lavaud, L. R., Lachaux, M.-A., Stock, P., Scao, T. L., Lavril, T., Wang, T., Lacroix, T., and Sayed, W. E. Mistral 7b. *arXiv*, 2023.
- Jiang, A. Q., Sablayrolles, A., Roux, A., Mensch, A., Savary, B., Bamford, C., Chaplot, D. S., Casas, D. d. l., Hanna, E. B., Bressand, F., et al. Mixtral of experts. *arXiv preprint arXiv:2401.04088*, 2024.
- Jiang, Z., Araki, J., Ding, H., and Neubig, G. How can we know when language models know? on the calibration of language models for question answering. *Transactions of the Association for Computational Linguistics*, 9:962–977, 2021.
- Kadavath, S., Conerly, T., Askell, A., Henighan, T., Drain, D., Perez, E., Schiefer, N., Hatfield-Dodds, Z., DasSarma, N., Tran-Johnson, E., et al. Language models (mostly) know what they know. *arXiv preprint arXiv:2207.05221*, 2022.
- Kuhn, L., Gal, Y., and Farquhar, S. Semantic uncertainty: Linguistic invariances for uncertainty estimation in natural language generation. *arXiv preprint arXiv:2302.09664*, 2023.
- Le Scao, T., Fan, A., Akiki, C., Pavlick, E., Ilić, S., Hesslow, D., Castagné, R., Luccioni, A. S., Yvon, F., Gallé, M., et al. Bloom: A 176b-parameter open-access multilingual language model. 2023.
- Li, K., Patel, O., Viégas, F., Pfister, H., and Wattenberg, M. Inference-time intervention: Eliciting truthful answers from a language model. In *Advances in Neural Information Processing Systems*, 2024.
- Lin, J., Tang, J., Tang, H., Yang, S., Chen, W.-M., Wang, W.-C., Xiao, G., Dang, X., Gan, C., and Han, S. Awq: Activation-aware weight quantization for on-device llm compression and acceleration. *Proceedings of Machine Learning and Systems*, 6:87–100, 2024.
- Lin, S., Hilton, J., and Evans, O. Truthfulqa: Measuring how models mimic human falsehoods. *arXiv preprint arXiv:2109.07958*, 2021.
- Lin, S., Hilton, J., and Evans, O. Teaching models to express their uncertainty in words. *arXiv preprint arXiv:2205.14334*, 2022.

- Lin, Z., Trivedi, S., and Sun, J. Generating with confidence: Uncertainty quantification for black-box large language models. *arXiv preprint arXiv:2305.19187*, 2023.
- Ling, W., Yogatama, D., Dyer, C., and Blunsom, P. Program induction by rationale generation: Learning to solve and explain algebraic word problems. *ACL*, 2017.
- Liu, H., Li, C., Wu, Q., and Lee, Y. J. Visual instruction tuning. *Advances in neural information processing systems*, 36, 2024a.
- Liu, L., Pan, Y., Li, X., and Chen, G. Uncertainty estimation and quantification for llms: A simple supervised approach. *arXiv preprint arXiv:2404.15993*, 2024b.
- Liu, S.-Y., Wang, C.-Y., Yin, H., Molchanov, P., Wang, Y.-C. F., Cheng, K.-T., and Chen, M.-H. Dora: Weight-decomposed low-rank adaptation. *arXiv preprint arXiv:2402.09353*, 2024c.
- Liu, Z., Zhao, C., Iandola, F., Lai, C., Tian, Y., Fedorov, I., Xiong, Y., Chang, E., Shi, Y., Krishnamoorthi, R., et al. Mobilellm: Optimizing sub-billion parameter language models for on-device use cases. *arXiv preprint arXiv:2402.14905*, 2024d.
- Lu, Z., Li, X., Cai, D., Yi, R., Liu, F., Zhang, X., Lane, N. D., and Xu, M. Small language models: Survey, measurements, and insights. *arXiv preprint arXiv:2409.15790*, 2024.
- Mahaut, M., Aina, L., Czarnowska, P., Hardalov, M., Müller, T., and Márquez, L. Factual confidence of llms: on reliability and robustness of current estimators. *arXiv preprint arXiv:2406.13415*, 2024.
- Manakul, P., Liusie, A., and Gales, M. Selfcheckgpt: Zero-resource black-box hallucination detection for generative large language models. In *Proceedings of the 2023 Conference on Empirical Methods in Natural Language Processing*, pp. 9004–9017, 2023.
- Meta, A. Llama 3.2: Revolutionizing edge ai and vision with open, customizable models. *Meta AI Blog*. Retrieved December, 20:2024, 2024.
- Mielke, S. J., Szlam, A., Dinan, E., and Boureau, Y.-L. Reducing conversational agents’ overconfidence through linguistic calibration. *Transactions of the Association for Computational Linguistics*, 10:857–872, 2022.
- Mihaylov, T., Clark, P., Khot, T., and Sabharwal, A. Can a suit of armor conduct electricity? a new dataset for open book question answering. *arXiv preprint arXiv:1809.02789*, 2018.
- Muennighoff, N., Soldaini, L., Groeneveld, D., Lo, K., Morrison, J., Min, S., Shi, W., Walsh, P., Tafjord, O., Lambert, N., Gu, Y., Arora, S., Bhagia, A., Schwenk, D., Wadden, D., Wettig, A., Hui, B., Dettmers, T., Kiela, D., Farhadi, A., Smith, N. A., Koh, P. W., Singh, A., and Hajishirzi, H. Olmoe: Open mixture-of-experts language models, 2024. URL <https://arxiv.org/abs/2409.02060>.
- Ong, I., Almahairi, A., Wu, V., Chiang, W.-L., Wu, T., Gonzalez, J. E., Kadous, M. W., and Stoica, I. Routellm: Learning to route llms with preference data. *arXiv preprint arXiv:2406.18665*, 2024.
- Patel, A., Bhattamishra, S., and Goyal, N. Are nlp models really able to solve simple math word problems? In *Proceedings of the 2021 Conference of the North American Chapter of the Association for Computational Linguistics: Human Language Technologies*, pp. 2080–2094, 2021.
- Peng, B., Alcaide, E., Anthony, Q., Albalak, A., Arcadinho, S., Biderman, S., Cao, H., Cheng, X., Chung, M., Grella, M., et al. Rwkv: Reinventing rnns for the transformer era. *arXiv preprint arXiv:2305.13048*, 2023.
- Pfeiffer, P., Singer, P., Babakhin, Y., Fodor, G., Dhankhar, N., and Ambati, S. S. H2o-danube3 technical report. *arXiv preprint arXiv:2407.09276*, 2024.
- Reddy, S., Chen, D., and Manning, C. D. CoQA: A conversational question answering challenge. *Transactions of the Association for Computational Linguistics*, 7:249–266, 2019.
- Roy, S. and Roth, D. Solving general arithmetic word problems. *arXiv preprint arXiv:1608.01413*, 2016.
- Sakaguchi, K., Bras, R. L., Bhagavatula, C., and Choi, Y. Winogrande: An adversarial winograd schema challenge at scale. *Communications of the ACM*, 64(9):99–106, 2021.
- Sap, M., Rashkin, H., Chen, D., Le Bras, R., and Choi, Y. Social iqa: Commonsense reasoning about social interactions. In *Proceedings of the 2019 Conference on Empirical Methods in Natural Language Processing and the 9th International Joint Conference on Natural Language Processing (EMNLP-IJCNLP)*, pp. 4463–4473, 2019.
- Stripelis, D., Hu, Z., Zhang, J., Xu, Z., Shah, A., Jin, H., Yao, Y., Avestimehr, S., and He, C. Polyrouter: A multi-llm querying system. *arXiv preprint arXiv:2408.12320*, 2024.
- Talmor, A., Herzig, J., Lourie, N., and Berant, J. CommonsenseQA: A question answering challenge targeting commonsense knowledge. In *Proceedings of the 2019*

- Conference of the North American Chapter of the Association for Computational Linguistics: Human Language Technologies, Volume 1 (Long and Short Papers)*, pp. 4149–4158. Association for Computational Linguistics, 2019.
- Thawakar, O., Vayani, A., Khan, S., Cholakkal, H., Anwer, R. M., Felsberg, M., Baldwin, T., Xing, E. P., and Khan, F. S. Mobillama: Towards accurate and lightweight fully transparent gpt, 2024.
- Tian, K., Mitchell, E., Zhou, A., Sharma, A., Rafailov, R., Yao, H., Finn, C., and Manning, C. D. Just ask for calibration: Strategies for eliciting calibrated confidence scores from language models fine-tuned with human feedback. In *Proceedings of the 2023 Conference on Empirical Methods in Natural Language Processing*, pp. 5433–5442, 2023.
- Touvron, H., Lavril, T., Izacard, G., Martinet, X., Lachaux, M.-A., Lacroix, T., Rozière, B., Goyal, N., Hambro, E., Azhar, F., et al. Llama: Open and efficient foundation language models. *arXiv preprint arXiv:2302.13971*, 2023.
- Vazhentsev, A., Tsvigun, A., Vashurin, R., Petrakov, S., Vasilev, D., Panov, M., Panchenko, A., and Shelmanov, A. Efficient out-of-domain detection for sequence to sequence models. In *Findings of the Association for Computational Linguistics: ACL 2023*, pp. 1430–1454, 2023.
- Wei, J., Wang, X., Schuurmans, D., Bosma, M., Xia, F., Chi, E., Le, Q. V., Zhou, D., et al. Chain-of-thought prompting elicits reasoning in large language models. In *Advances in neural information processing systems*, pp. 24824–24837, 2022.
- Wightman, G. P., Delucia, A., and Dredze, M. Strength in numbers: Estimating confidence of large language models by prompt agreement. In *Proceedings of the 3rd Workshop on Trustworthy Natural Language Processing (TrustNLP 2023)*, pp. 326–362, 2023.
- Xiao, G., Lin, J., Seznec, M., Wu, H., Demouth, J., and Han, S. Smoothquant: Accurate and efficient post-training quantization for large language models. In *International Conference on Machine Learning*, pp. 38087–38099. PMLR, 2023.
- Xiong, M., Hu, Z., Lu, X., Li, Y., Fu, J., He, J., and Hooi, B. Can llms express their uncertainty? an empirical evaluation of confidence elicitation in llms. *arXiv preprint arXiv:2306.13063*, 2023.
- Xiong, M., Hu, Z., Lu, X., LI, Y., Fu, J., He, J., and Hooi, B. Can llms express their uncertainty? an empirical evaluation of confidence elicitation in llms. In *The Twelfth International Conference on Learning Representations*, 2024.
- Yang, A., Yang, B., Hui, B., Zheng, B., Yu, B., Zhou, C., Li, C., Li, C., Liu, D., Huang, F., Dong, G., Wei, H., Lin, H., Tang, J., Wang, J., Yang, J., Tu, J., Zhang, J., Ma, J., Xu, J., Zhou, J., Bai, J., He, J., Lin, J., Dang, K., Lu, K., Chen, K., Yang, K., Li, M., Xue, M., Ni, N., Zhang, P., Wang, P., Peng, R., Men, R., Gao, R., Lin, R., Wang, S., Bai, S., Tan, S., Zhu, T., Li, T., Liu, T., Ge, W., Deng, X., Zhou, X., Ren, X., Zhang, X., Wei, X., Ren, X., Fan, Y., Yao, Y., Zhang, Y., Wan, Y., Chu, Y., Liu, Y., Cui, Z., Zhang, Z., and Fan, Z. Qwen2 technical report. *arXiv preprint arXiv:2407.10671*, 2024.
- Yona, G., Aharoni, R., and Geva, M. Can large language models faithfully express their intrinsic uncertainty in words? *arXiv preprint arXiv:2405.16908*, 2024.
- Zellers, R., Holtzman, A., Bisk, Y., Farhadi, A., and Choi, Y. Hellaswag: Can a machine really finish your sentence? In *Proceedings of the 57th Annual Meeting of the Association for Computational Linguistics*, 2019.
- Zhang, P., Zeng, G., Wang, T., and Lu, W. Tinyllama: An open-source small language model. *arXiv preprint arXiv:2401.02385*, 2024.
- Zhang, S., Roller, S., Goyal, N., Artetxe, M., Chen, M., Chen, S., Dewan, C., Diab, M., Li, X., Lin, X. V., et al. Opt: Open pre-trained transformer language models. *arXiv preprint arXiv:2205.01068*, 2022.
- Zhao, W. X., Zhou, K., Li, J., Tang, T., Wang, X., Hou, Y., Min, Y., Zhang, B., Zhang, J., Dong, Z., et al. A survey of large language models. *arXiv preprint arXiv:2303.18223*, 2023.
- Zhao, Z., Jin, S., and Mao, Z. M. Eagle: Efficient training-free router for multi-llm inference. *arXiv preprint arXiv:2409.15518*, 2024.
- Zheng, L., Chiang, W.-L., Sheng, Y., Zhuang, S., Wu, Z., Zhuang, Y., Lin, Z., Li, Z., Li, D., Xing, E., et al. Judging llm-as-a-judge with mt-bench and chatbot arena. In *Advances in Neural Information Processing Systems*, pp. 46595–46623, 2023.
- Zhou, Z., Li, L., Chen, X., and Li, A. Mini-giants: "small" language models and open source win-win. *arXiv preprint arXiv:2307.08189*, 2023.

Appendix

A. Details about Datasets

The details of the 14 datasets are further listed in Tabel 2. We applied the original dataset directly from the Huggingface dataset repositories without any further processing. A thorough examination of each dataset’s attributes, size, and notable characteristics is provided below.

Table 2. Details of the 14 datasets used in our benchmark. FF: Free-form question answering (including numerical answers for math tasks); MCQ: Multiple-choice question answering; TF: True/False question answering.

Dataset	Type	Domain	# Train	# Test	Description
GSM8K	FF	Mathematical Reasoning	7473	1319	Grade school math word problems
AQuA	MCQ	Mathematical Reasoning	97467	254	Algebraic word problems
MultiArith	FF	Mathematical Reasoning	420	180	Algebraic word problems
SVAMP	FF	Mathematical Reasoning	700	300	Algebraic word problems
BoolQ	TF	Commonsense Reasoning	9427	3270	Commonsense and factual reasoning questions
CommonsenseQA	MCQ	Commonsense Reasoning	9741	1221	Questions assessing various types of commonsense knowledge
HellaSwag	MCQ	Commonsense Reasoning	39905	10042	Sentence completion based on narrative understanding
OpenBookQA	MCQ	Commonsense Reasoning	4957	500	Open-book science and commonsense questions
PIQA	MCQ	Commonsense Reasoning	16113	1838	Physical commonsense reasoning questions
Social IQa	MCQ	Commonsense Reasoning	33410	1954	Social commonsense intelligence questions
TruthfulQA	FF	Commonsense Reasoning	653	164	Assessing models’ ability to prevent false information
WinoGrande	MCQ	Commonsense Reasoning	2558	1267	Pronoun ambiguity resolution with commonsense reasoning
CoQA	FF	Conversational & Contextual Understanding	7199	500	Conversational questions on text passages from diverse domains
MMLU	MCQ	Problem Solving	99842	14042	Problem solving across various subjects

B. Related Work

B.1. Small Language Models

Small Language Models (SLMs) are designed for deployment on resource-constrained devices like desktops, smartphones, and wearables. Specifically, we consider the Transformer-based SLMs in this work due to their state-of-the-art performance, like Phi-3-mini (Abdin et al., 2024), TinyLlama (Zhang et al., 2024), MobileLLM (Liu et al., 2024d), and Qwen-1.5B (Bai et al., 2023), LiteLLaMa-460M, OPT-125M (Zhang et al., 2022), BLOOMZ (560M, 1.1B, 1.7B, 3B) (Le Scao et al., 2023), SmolLM (135M, 360M, 1.7B) (Allal et al., 2024), OLMo (1B) (Groeneveld et al., 2024), OLMoE (1B) (Muennighoff et al., 2024), MobiLlama (0.5B, 1B) (Thawakar et al., 2024), MobileLLaMA (1.4B, 2.7B) (Chu et al., 2024), OpenL-LaMA (3B) (Geng & Liu, 2023). These models are designed with lightweight architectures to operate effectively within the computational and storage limitations of mobile devices and edge hardware.

Recurrent Neural Networks (RNNs), like RWKV (1B, 3B, 7B) (Peng et al., 2023), Mamba (1.4B, 6.9B) (Dao & Gu, 2024), and RecurrentGemma-2B (Griffin & Teams, 2024), can provide promising solutions for on-device inference in resource-constrained environments. These models leverage the recurrent nature of RNNs to process sequential data efficiently without requiring a KV cache, which is suitable for resource-constrained on edge devices. Specifically, RWKV introduces a hybrid RNN-Transformer backbone to capture long-term dependencies while maintaining computational efficiency. Similarly, Mamba and RecurrentGemma design recurrent layers for low-power consumption and high throughput inference, which can significantly reduce memory and computational requirements, fostering low-latency applications directly on devices.

C. Additional Experimental Results from Benchmarking to Generalization

In this section, we present additional experimental results on (1) evaluating the impact of uncertainty-correctness alignment on small language model (SLM) routing and (2) investigating the generalization capability of calibration data on novel datasets. *For the first experiment (Section C.1 and Section C.2)*, we provide the complete set of results, including the AUC measurements for uncertainty-correctness alignment and the performance of uncertainty-based routing. *For the second experiment (Section C.3)*, we present a comprehensive analysis of the generalization ability of calibration data to unseen downstream datasets. Each dataset referenced in the experiment is treated as a novel dataset for evaluation. We adopt a cross-validation setup, ensuring that the calibration data does not include any instances from the target dataset.

C.1. Evaluation on Uncertainty-correctness Alignment

RESULTS OF ALIGNMENT BETWEEN UNCERTAINTY AND CORRECTNESS.

All the experiments shown on this page are conducted under AQUA, BoolQ, and CoQA datasets with all 8 UQ methods.

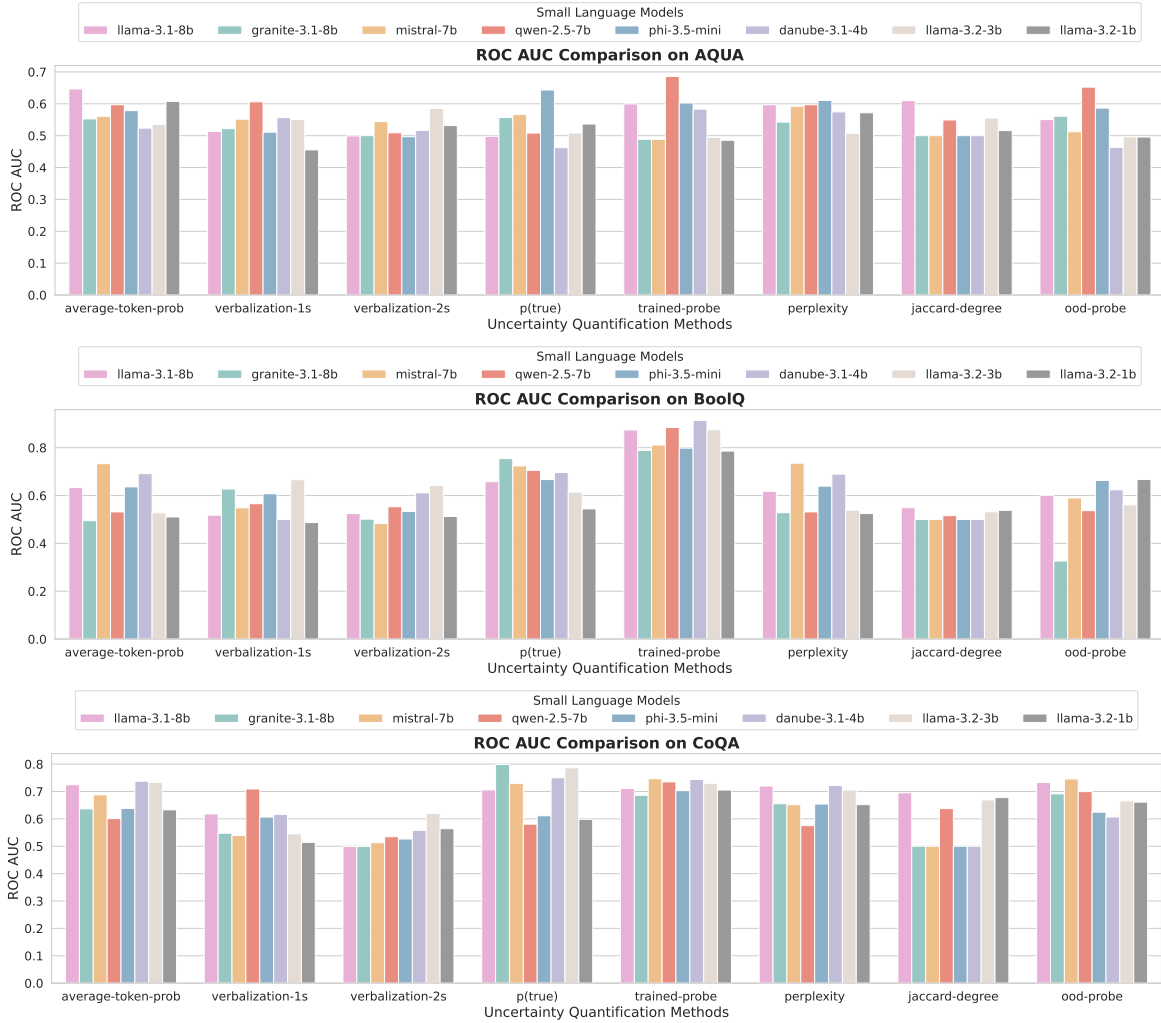


Figure 6. The ROC AUC scores measure the alignment between confidence and correctness across different SLMs and uncertainty quantification methods on AQUA, BoolQ, and CoQA. A higher ROC AUC indicates a stronger alignment.

RESULTS OF ALIGNMENT BETWEEN UNCERTAINTY AND CORRECTNESS.

All the experiments shown on this page are conducted under GSM8K, HellaSwag, MMLU, and MultiArith datasets with all 8 UQ methods.

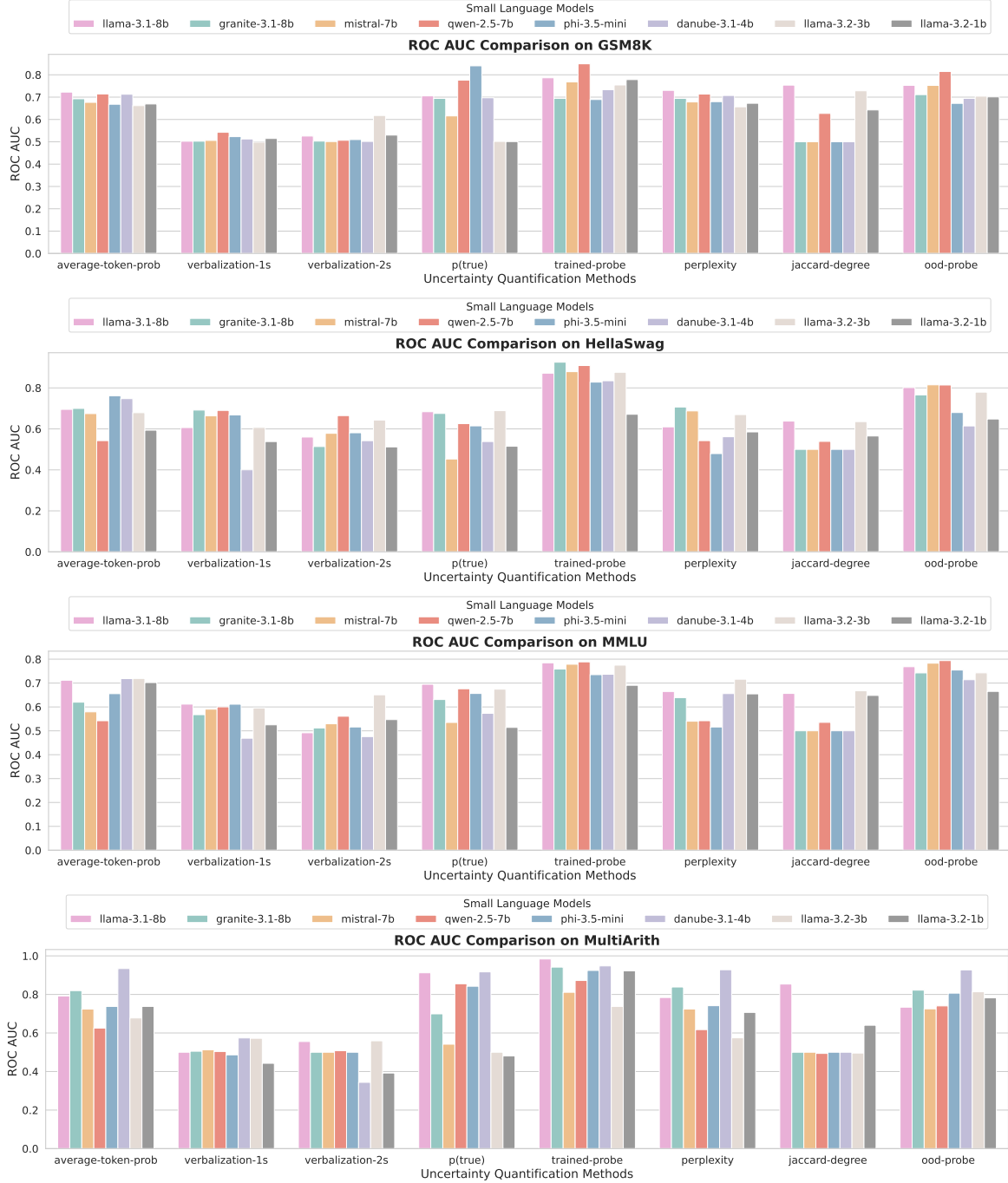


Figure 7. The ROC AUC scores measure the alignment between confidence and correctness across different SLMs and uncertainty quantification methods on GSM8K, HellaSwag, MMLU, and MultiArith. A higher ROC AUC indicates a stronger alignment.

RESULTS OF ALIGNMENT BETWEEN UNCERTAINTY AND CORRECTNESS.

All the experiments shown on this page are conducted under OpenBookQA, PIQA, SocialIQA, and SVAMP datasets with all 8 UQ methods.

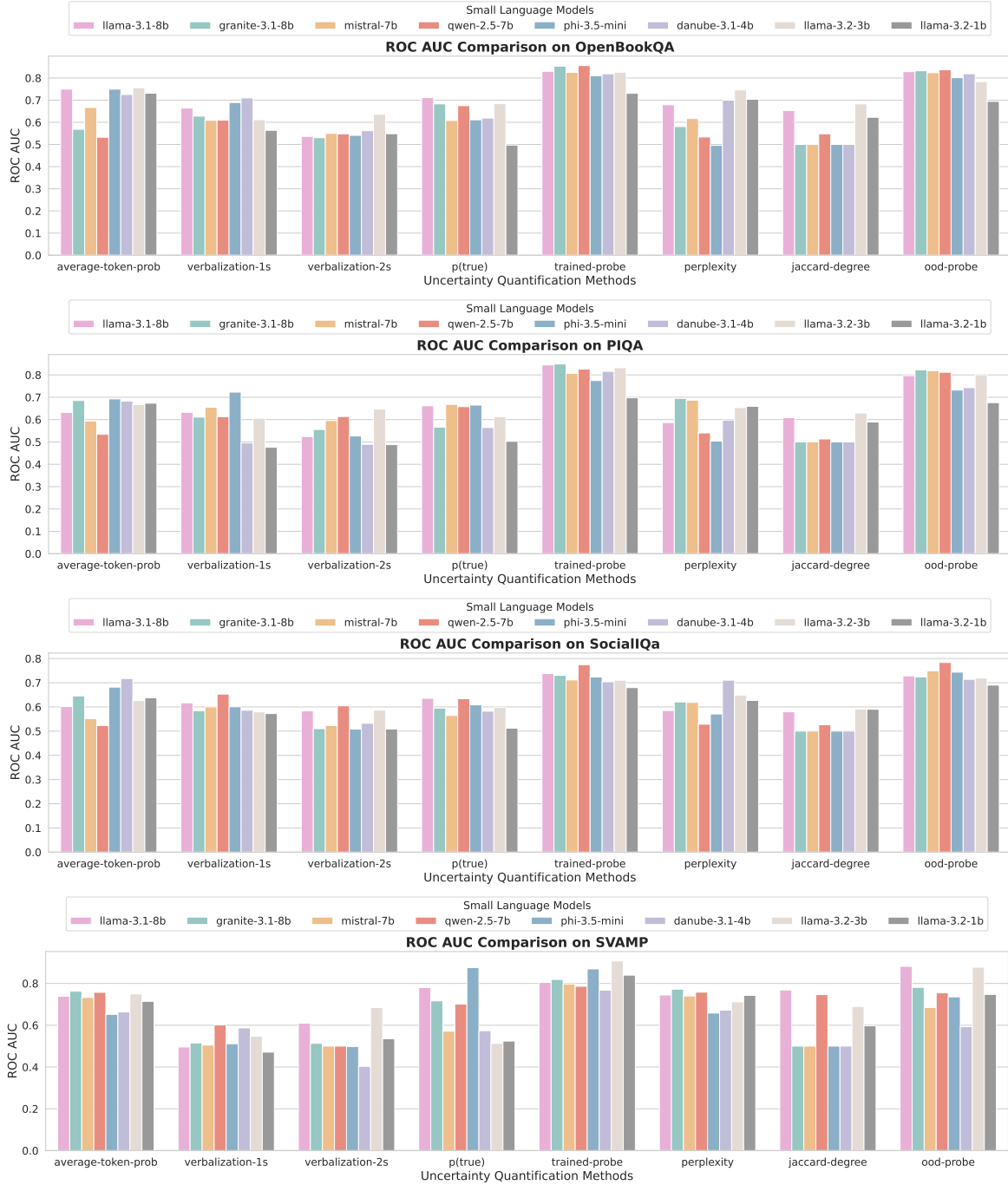


Figure 8. The ROC AUC scores measure the alignment between confidence and correctness across different SLMs and uncertainty quantification methods on CommonsenseQA, SVAMP, TruthfulQA, and WinoGrande. A higher ROC AUC indicates a stronger alignment.

RESULTS OF ALIGNMENT BETWEEN UNCERTAINTY AND CORRECTNESS.

All the experiments shown on this page are conducted under CommonsenseQA, TruthfulQA, and WinoGrande datasets with all 8 UQ methods.

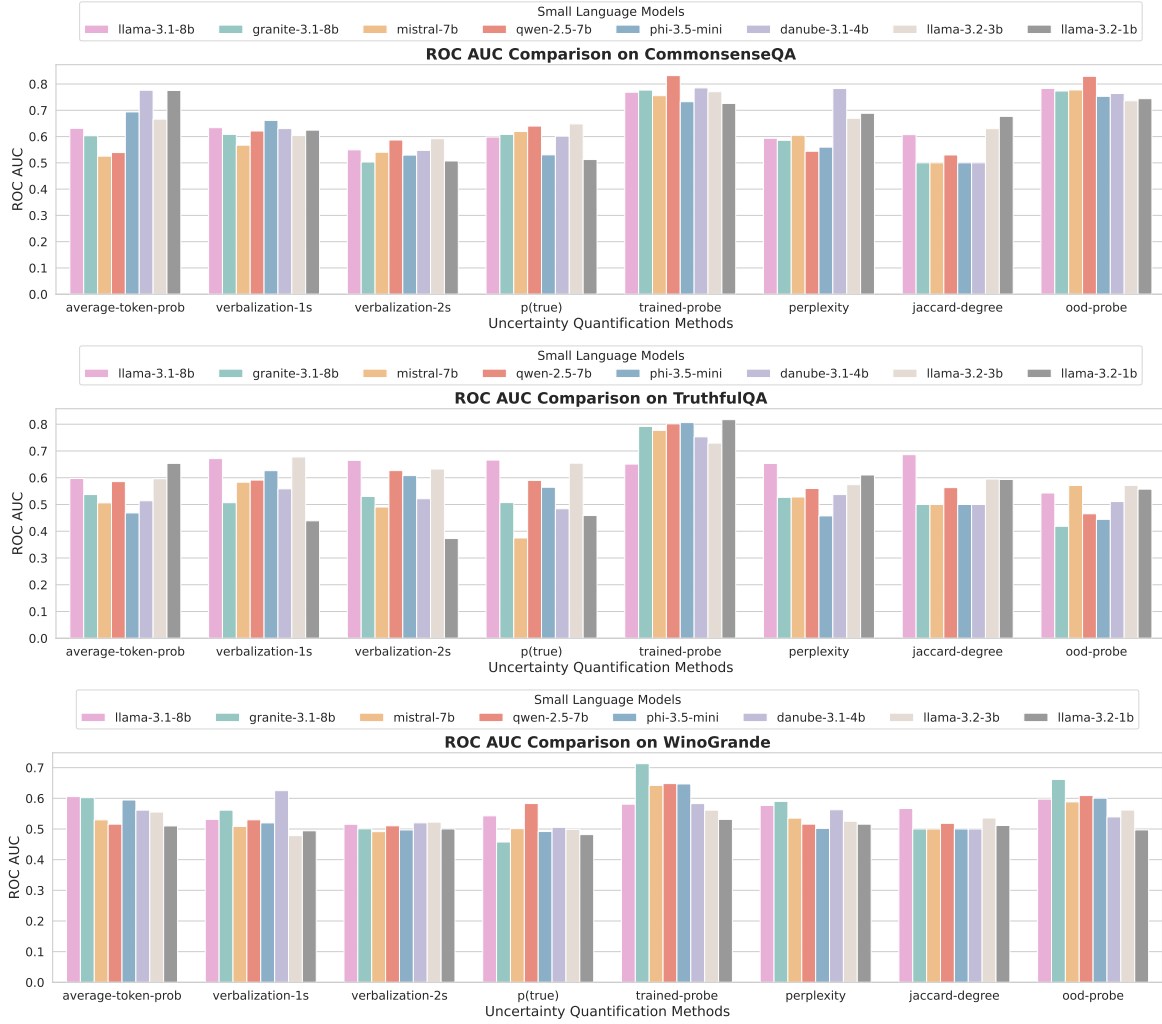


Figure 9. The ROC AUC scores measure the alignment between confidence and correctness across different SLMs and uncertainty quantification methods on CommonsenseQA. A higher ROC AUC indicates a stronger alignment.

C.2. Evaluation on Uncertainty-based Routing Approaches

RESULTS OF ROUTING TO GPT-4O-MINI

All the experiments shown on this page are conducted under GSM8K, MMLU, CommonsenseQA, TruthfulQA, CoQA, BoolQ, and OpenBookQA datasets with all 8 SLMs.



Figure 10. Overall accuracy vs. routing ratio (to GPT-4o-mini) with different UQ methods and SLMs.

RESULTS OF ROUTING TO GPT-4O-MINI

All the experiments shown on this page are conducted under GSM8K, MMLU, CommonsenseQA, TruthfulQA, CoQA, BoolQ, and OpenBookQA datasets with all 8 SLMs.



Figure 11. Overall accuracy vs. routing ratio (to GPT-4o-mini) with different UQ methods and SLMs.

RESULTS OF ROUTING TO LLAMA3.1-70B

All the experiments shown on this page are conducted under GSM8K, MMLU, CommonsenseQA, TruthfulQA, CoQA, BoolQ, and OpenBookQA datasets with all 8 SLMs.




Figure 12. Overall accuracy vs. routing ratio (to Llama-3.1-70B) with different UQ methods and SLMs.

RESULTS OF ROUTING TO LLAMA3.1-70B

All the experiments shown on this page are conducted under WinoGrande, SVAMP, HellaSwag, AQUA, MultiArith, SocialIQa, and PIQA datasets with all 8 SLMs.




Figure 13. Overall accuracy vs. routing ratio (to Llama-3.1-70B) with different UQ methods and SLMs.

C.3. Generalization Ability of Calibration Data on New Downstream Scenario

GENERALIZATION RESULTS ON ROUTING TO GPT-4o-MINI

All the experiments shown on this page are conducted under GSM8K, MMLU, CommonsenseQA, TruthfulQA, CoQA, BoolQ, and OpenBookQA datasets with all 8 SLMs.




Figure 14. Assessing the generalization of calibration data to new downstream data for routing 8 SLMs to GPT-4o-mini on 14 datasets using two UQ methods (OOD Probe & Perplexity). The legend in Figure 5 is also used here.

GENERALIZATION RESULTS ON ROUTING TO GPT-4O-MINI

All the experiments shown on this page are conducted under WinoGrande, SVAMP, HellaSwag, AQUA, MultiArith, SocialiQA, and PIQA datasets with all 8 SLMs.




Figure 15. Assessing the generalization of calibration data to new downstream data for routing 8 SLMs to GPT-4o-mini on 14 datasets using two UQ methods (OOD Probe & Perplexity). The legend in Figure 5 is also used here.

GENERALIZATION RESULTS ON ROUTING TO LLAMA3.1-70B.

All the experiments shown on this page are conducted under GSM8K, MMLU, CommonsenseQA, TruthfulQA, CoQA, BoolQ, and OpenBookQA datasets with all 8 SLMs.




Figure 16. Assessing the generalization of calibration data to new downstream data for routing 8 SLMs to Llama-3.1-70B on 14 datasets using two UQ methods (OOD Probe & Perplexity). The legend in Figure 5 is also used here.

GENERALIZATION RESULTS ON ROUTING TO LLAMA3.1-70B.

All the experiments shown on this page are conducted under WinoGrande, SVAMP, HellaSwag, AQUA, MultiArith, SocialiQA, and PIQA datasets with all 8 SLMs.



Figure 17. Assessing the generalization of calibration data to new downstream data for routing 8 SLMs to Llama-3.1-70B on 14 datasets using two UQ methods (OOD Probe & Perplexity). The legend in Figure 5 is also used here.