

Learning Reward Machines from Partially Observed Policies

Mohamad Louai Shehab

*Department of Robotics
University of Michigan, Ann Arbor, USA*

mlshehab@umich.edu

Antoine Aspeel

*Universite Paris-Saclay, CNRS, Centrale-Supélec
Laboratoire des Signaux et Systèmes, Gif-sur-Yvette, France*

antoineaspeel@centralesupelec.fr

Necmiye Ozay

*Department of Electrical Engineering and Computer Science
Department of Robotics
University of Michigan, Ann Arbor, USA*

necmiye@umich.edu

Abstract

Inverse reinforcement learning is the problem of inferring a reward function from an optimal policy or demonstrations by an expert. In this work, it is assumed that the reward is expressed as a reward machine whose transitions depend on atomic propositions associated with the state of a Markov Decision Process (MDP). Our goal is to identify the true reward machine using finite information. To this end, we first introduce the notion of a prefix tree policy which associates a distribution of actions to each state of the MDP and each attainable finite sequence of atomic propositions. Then, we characterize an equivalence class of reward machines that can be identified given the prefix tree policy. Finally, we propose a SAT-based algorithm that uses information extracted from the prefix tree policy to solve for a reward machine. It is proved that if the prefix tree policy is known up to a sufficient (but finite) depth, our algorithm recovers the exact reward machine up to the equivalence class. This sufficient depth is derived as a function of the number of MDP states and (an upper bound on) the number of states of the reward machine. These results are further extended to the case where we only have access to demonstrations from an optimal policy. Several examples, including discrete grid and block worlds, a continuous state-space robotic arm, and real data from experiments with mice, are used to demonstrate the effectiveness and generality of the approach.

1 Introduction

Several frameworks exist for solving complex multi-staged tasks, including hierarchical reinforcement learning (HRL) (Pateria et al., 2021), reward machines (RMs) (Icarte et al., 2018) and linear temporal logic (LTL) specifications (Chou et al., 2020; Vaezipoor et al., 2021). HRL leverages a decomposition of tasks into subtasks, enabling agents to focus on solving smaller, manageable problems before integrating solutions into a higher-level policy (Sutton et al., 1999). On the other hand, RM and its generalizations (Corazza et al., 2022) encode task-specific knowledge as finite-state machines, capturing temporal dependencies and logical constraints in a concise and interpretable manner, similar to LTL. This structure simplifies policy learning and improves efficiency, especially in environments with long horizons or sparse rewards.

As an extension to inverse reinforcement learning (IRL) (Ng et al., 2000), one could ask the question of learning RMs, which enables agents to autonomously extract structured representations of tasks, significantly enhancing their ability to solve complex, temporally extended problems. By learning reward machines directly from demonstrations, agents can adapt to tasks without requiring manually specified task representations, making this approach scalable and practical for real-world applications, such as robotic manipulation

and autonomous vehicle navigation (Camacho et al., 2019; Icarte et al., 2023; Xu et al., 2020; Baert et al., 2024; Camacho et al., 2021). This capability is especially valuable in environments where high-level task-relevant features (aka, atomic propositions) are observable, underscoring the importance of learning RMs in advancing autonomous decision-making systems. Beyond autonomy applications, IRL and RM learning can also be used to infer the agent’s (e.g., humans’) intentions to design incentives or better decision making environments (Nitschke et al., 2024).

Some of previous work on learning reward machines from data either assumes that the machine’s states are observed (Araki et al., 2019) or the reward is observed (Xu et al., 2020; Icarte et al., 2023; Hu et al., 2024; Abate et al., 2023). In the latter case the problem becomes finding a reward machine consistent with the observed input-output traces. Other work (Hasanbeig et al., 2024; 2021; Furelos-Blanco et al., 2020) infers reward machines by combining automata synthesis with reinforcement learning and querying the environment for experiences. Others (Xu et al., 2021; Memarian et al., 2020) use the standard L^* algorithm for automata learning (Angluin, 1987) to learn a consistent reward machine. This assumes access to an oracle that can answer membership and conjectures queries. There are also works that only use observations of atomic propositions (Camacho et al., 2021; Baert et al., 2024), similar to us; however, they are limited to single-stage goal reaching tasks, where the RM has a simple structure that is merely used to obtain dense rewards. In parallel, several works aim to infer an LTL specification from demonstrations satisfying and/or violating the specification (Neider and Gavran, 2018; Vazquez-Chanlatte and Seshia, 2020), requiring a potentially large, labeled data set. Since LTL learning problem is inherently ill-posed, several regularization techniques are used such as formula templates or concept classes.

To the best of the authors’ knowledge, no prior work has formalized and solved the problem of learning reward machines from partially observed optimal policies directly without the need to observe the rewards or the machine’s state. The two main challenges of this setting are 1) partial observability (the reward is not observed, only the atomic propositions are observed), 2) partial reachability (not all transitions of the reward machine are visited in a given environment). In this work, we address these challenges by first characterizing what can be learned in this setting (i.e., an equivalence class of reward machines) and then proposing a SAT-based algorithm, which provably learns a reward machine equivalent to the underlying true one. The key insight of our algorithm is to identify pairs of atomic proposition prefixes, namely *negative examples*, that lead to different nodes of the underlying reward machine from the observable optimal prefix-based policy, and encoding these examples as constraints in the SAT problem. We show that our method can be applied even when the optimal policy is accessible only through a finite set of optimal trajectories. To this end, we approximate the policy from the data and replace the SAT problem with a variant called weighted MAX-SAT that provides robustness to incorrectly labeled negative examples. We demonstrate the efficacy of our algorithm in diverse settings, including grid-based MDPs, a robotic control task, and a real-world dataset of mouse navigation.

Notation: Given a set X , we denote by $\Delta(X)$ and $|X|$ the set of all valid probability distributions on X and the cardinality of X , respectively. $\mathbf{1}(X)$ denotes the indicator function of X . X^*, X^ω denote the set of all finite/infinite sequences of elements in X . For a sequence τ and non-negative integers i, j , τ_i denotes the i^{th} element of τ ; $|\tau|$ denotes the length of τ ; τ_{end} denotes the last element of τ when τ is finite; $\tau_{i:j}$ denotes the subsequence starting with the i^{th} element and ending with the j^{th} ; and $\tau_{:i}$ denotes the subsequence ending with the i^{th} element.

2 Preliminaries and Problem Statement

2.1 Markov Decision Processes and Reward Machines

A Markov Decision Process (MDP) is a tuple $\mathcal{M} = (\mathcal{S}, \mathcal{A}, \mathcal{P}, \mu_0, \gamma, r)$, where \mathcal{S} is a finite set of states, \mathcal{A} is a finite set of actions, $\mathcal{P} : \mathcal{S} \times \mathcal{A} \rightarrow \Delta(\mathcal{S})$ is the Markovian transition kernel, $\mu_0 \in \Delta(\mathcal{S})$ is the initial state distribution, $\gamma \in [0, 1)$ is the discount factor and $r : \mathcal{S} \times \mathcal{A} \times \mathcal{S} \rightarrow \mathbb{R}$ is the reward function. The set of feasible state trajectories for an MDP \mathcal{M} , denoted by $\mathcal{T}_s(\mathcal{M})$, is defined as:

$$\mathcal{T}_s(\mathcal{M}) = \{(s_0, s_1, \dots) \in \mathcal{S}^\omega \mid \exists (a_0, a_1, \dots) \in \mathcal{A}^\omega : \mathcal{P}(s_{t+1} \mid s_t, a_t) > 0, \forall t\}.$$

When we want to refer to finite prefixes of $\mathcal{T}_s(\mathcal{M})$, we simply use $\mathcal{T}_s^{\text{fin}}(\mathcal{M})$, and we omit \mathcal{M} when it is clear from the context.

An MDP without the reward is referred to as an *MDP model*, and is denoted by \mathcal{M}/r . MDP models can be decorated with labels. We denote such labeled MDP models as $\mathcal{M}_L = (\mathcal{S}, \mathcal{A}, \mathcal{P}, \mu_0, \gamma, L, \text{AP})$, where $L : \mathcal{S} \rightarrow \text{AP}$ is a labeling function that assigns to each state an atomic proposition, representing high-level conditions satisfied at that state, from the set AP. A labeled MDP has a corresponding language $\mathcal{L}(\mathcal{M}_L) \subseteq (\text{AP})^\omega$, with $\mathcal{L}(\mathcal{M}_L) \doteq \{\sigma \in (\text{AP})^\omega \mid \sigma = L(\tau), \text{ where } \tau \in \mathcal{T}_s(\mathcal{M}_L)\}$, where we overload L to take in sequences. We also define the prefixes of a language as:

$$\text{Pref}(\mathcal{L}) = \{w \in (\text{AP})^* \mid \exists x \in \mathcal{L}, \text{ s.t. } w \text{ is a prefix of } x\}.$$

The set of reachable states for a proposition sequence σ is:

$$\text{Reach}(\sigma) = \{s \in \mathcal{S} \mid \tau \in \mathcal{T}_s^{\text{fin}} \text{ s.t. } L(\tau) = \sigma, \tau|_{|\tau|} = s\}.$$

A Reward Machine (RM) is a tuple $\mathcal{R} = (\mathcal{U}, u_I, \text{AP}, \delta_{\mathbf{u}}, \delta_{\mathbf{r}})$ which consists of a finite set of states \mathcal{U} , an initial state $u_I \in \mathcal{U}$, an input alphabet AP, a (deterministic) transition function $\delta_{\mathbf{u}} : \mathcal{U} \times \text{AP} \rightarrow \mathcal{U}$, and an output function $\delta_{\mathbf{r}} : \mathcal{U} \times \text{AP} \rightarrow \mathbb{R}$. To avoid ambiguity between MDP states and RM states, the later will be referred to as *nodes*. The reward machine without the reward is denoted as $\mathcal{G} \triangleq \mathcal{R}/\delta_{\mathbf{r}}$, and we refer to it as a *reward machine model*. We extend the definition of the transition function to define $\delta_{\mathbf{u}}^* : \mathcal{U} \times (\text{AP})^* \rightarrow \mathcal{U}$ as $\delta_{\mathbf{u}}^*(u, l_0, \dots, l_k) = \delta_{\mathbf{u}}(\dots(\delta_{\mathbf{u}}(\delta_{\mathbf{u}}(u, l_0), l_1), \dots, l_k))$. Given a state $u \in \mathcal{U}$, we define *the paths of u* as the input words which can be used to reach u :

$$\text{Paths}(u) = \{w \in (\text{AP})^* \mid \delta_{\mathbf{u}}^*(u_I, w) = u\}.$$

We overload the operator Reach to include the set of MDP states reachable at u . It is given by:

$$\text{Reach}(u) = \{s \in \text{Reach}(\sigma) \mid \sigma \in \text{Paths}(u)\}.$$

As a running example, we borrow the patrol task from (Icarte et al., 2018). Consider the room grid world shown in Figure 1a. It is a 4 by 4 grid where the agent can move in the four cardinal directions, with a small probability of slipping to neighboring cells. We color-code different cells to denote the proposition label associated with the corresponding cell. For example, all cells colored green have the high level proposition A. The agent is tasked to patrol the rooms in the order $A \rightarrow B \rightarrow C \rightarrow D$. This is captured by the reward machine shown in Figure 1b. Assume the agent's state trajectory starts with $\tau = (\mathbf{a}_1, \mathbf{a}_2, \mathbf{a}_3, \mathbf{b}_4, \mathbf{c}_1)$. The proposition sequence associated with τ is $\sigma = \text{AAABC}$. The RM nodes traversed by following τ are $(u_0, u_1, u_1, u_1, u_2, u_3)$. Since \mathbf{c}_1 is the only state than can be reached with σ , we have that $\text{Reach}(\sigma) = \{\mathbf{c}_1\}$. Similarly, $\sigma \in \text{Paths}(u_3)$. Each transition in the reward machine gives a reward of zero, except the transition from u_3 to u_0 , i.e., $\delta_{\mathbf{r}}(u, l) = 1$ if $(u, l) = (u_3, D)$, and zero otherwise.

2.2 Markov Decision Process with a Reward Machine

A Markov decision process with a reward machine (MDP-RM) is a tuple $\mathcal{R}_{\mathcal{M}} = (\mathcal{M}/r, \mathcal{R}, L)$ where \mathcal{M} and \mathcal{R} are defined as in Section 2.1, and L is a labeling function $L : \mathcal{S} \rightarrow \text{AP}$. An MDP-RM can be equivalently seen as a product MDP $\mathcal{M}_{\text{Prod}} = (\mathcal{S}', \mathcal{A}', \mathcal{P}', \mu'_0, \gamma', r')$ where $\mathcal{S}' = \mathcal{S} \times \mathcal{U}$, $\mathcal{A}' = \mathcal{A}$, $\mathcal{P}'(s', u' | s, u, a) = \mathcal{P}(s' | s, a) \mathbf{1}(u' = \delta_{\mathbf{u}}(u, L(s')))$, $\gamma' = \gamma$, $\mu'_0 \in \Delta(\mathcal{S} \times \mathcal{U})$ with $\mu'_0(s, u) = \mu_0(s) \mathbf{1}(u = u_I)$ and $r'(s, u, a, s', u') = \delta_{\mathbf{r}}(u, L(s'))$. To make the notation compact, we denote the product state by $\bar{s} = (s, u)$. The product of an MDP model with a RM model is a product MDP model $\mathcal{G} \times \mathcal{M}_L = (\mathcal{S}', \mathcal{A}', \mathcal{T}', \mu'_0, \gamma')$ defined similarly.

A *trajectory* of the product MDP $\mathcal{M}_{\text{Prod}}$ is a sequence $(\bar{s}_0, a_0, \bar{s}_0, a_0, \bar{s}_1, a_1, \dots)$, where $\bar{s}_0 = (\emptyset, u_I)$ and $a_0 = \emptyset$. An initial state s_0 is sampled from μ_0 . The introduction of \bar{s}_0 and a_0 at the start of the trajectory is to ensure that s_0 induces a transition in the reward machine. The reward machine thus transitions to $u_0 = \delta_{\mathbf{u}}(u_I, L(s_0))$. The agent then takes action a_0 and transitions to s_1 . Similarly, the reward machine transitions to $u_1 = \delta_{\mathbf{u}}(u_0, L(s_1))$. The same procedure continues infinitely. We consider the product policy $\pi_{\text{Prod}} : \text{Dom}_{\text{Prod}} \rightarrow \Delta(\mathcal{A})$ where $\text{Dom}_{\text{Prod}} \subseteq \mathcal{S} \times \mathcal{U}$ is the set of accessible (s, u) pairs in the product MDP.

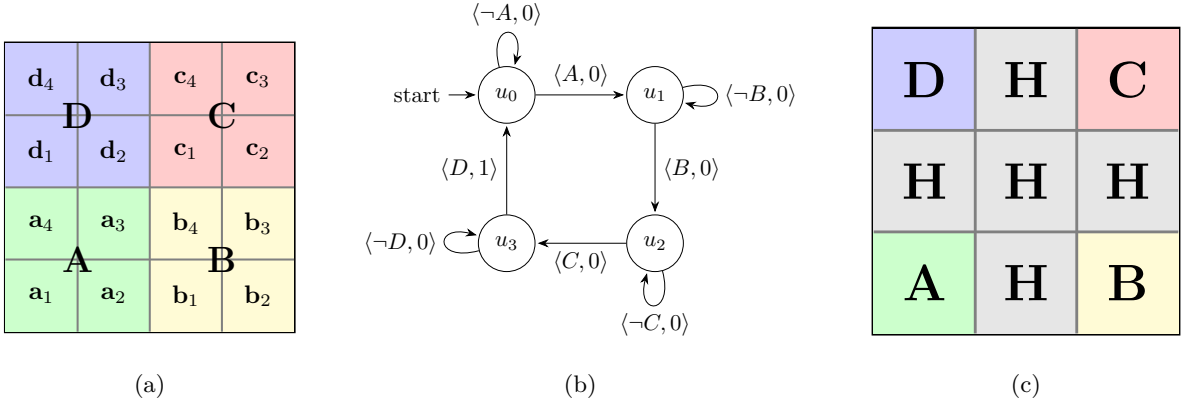


Figure 1: (a) The room grid world. (b) The patrol reward machine. (c) The room grid world with a hallway.

This policy is a function that describes an agent’s behavior by specifying an action distribution at each state. We consider the Maximum Entropy Reinforcement Learning (MaxEntRL) objective given by:

$$J_{\text{MaxEnt}}(\pi; r') = \mathbb{E}_{\mu_0}^{\pi} \left[\sum_{t=0}^{+\infty} \gamma^t \left(r'(\bar{s}_t, a_t, \bar{s}_{t+1}) + \lambda \mathcal{H}(\pi(\cdot | \bar{s}_t)) \right) \right], \quad (1)$$

where $\lambda > 0$ is a regularization parameter, and $\mathcal{H}(\pi(\cdot | \bar{s})) = - \sum_{a \in \mathcal{A}} \pi(a | \bar{s}) \log(\pi(a | \bar{s}))$ is the entropy of the policy π . The expectation is with respect to the probability distribution $\mathbb{P}_{\mu_0}^{\pi}$, the induced distribution over infinite trajectories following π , μ_0 , and the Markovian transition kernel \mathcal{P}' (Ziebart et al., 2008). The optimal policy π_{Prod}^* , corresponding to a reward function r' , is the maximizer of (1), i.e.,

$$\pi_{\text{Prod}}^* = \arg \max_{\pi} J_{\text{MaxEnt}}(\pi; r'). \quad (2)$$

Optimal product MDP trajectories are trajectories of the product MDP generated using π_{Prod}^* . We overload this definition to *optimal trajectories* of the MDP, which is generated from the optimal product MDP trajectories by simply removing the u states. For the rest of the paper, *optimal trajectories* or *demonstrations* refer to the optimal trajectories of the MDP.

2.3 Prefix Tree Policy

Since the RM is unknown and the state of the RM is unobserved, we need a representation of the agent’s policy that is independent of the RM state u . We accomplish this by defining a prefix tree policy (PTP) as the function that associates a distribution over the actions to each state and each finite sequence of atomic propositions that can be generated by the MDP. It is denoted as $\pi_{\text{PTP}} : \text{Dom}_{\text{PTP}} \rightarrow \Delta(\mathcal{A})$, with $\text{Dom}_{\text{PTP}} = \{(s, \sigma) \mid \sigma \in \text{Pref}(\mathcal{L}(\mathcal{M}_L)) \text{ and } s \in \text{Reach}(\sigma)\}$. An important remark here is that the agent is acting according to a policy $\pi_{\text{Prod}}(a | s, u)$, since the agent has access to u . The PTP in turn encodes the information of the agent’s product policy in terms of the variables that we have access to, namely the MDP states only. The relation between the two policies is governed by:

$$\pi_{\text{PTP}}(a | s, \sigma) = \pi_{\text{Prod}}(a | s, \delta_{\mathbf{u}}^*(u_I, \sigma)), \quad (3)$$

where $\sigma \in \text{Pref}(\mathcal{L}(\mathcal{M}_L))$. In particular, we say that the product policy π_{Prod} *induces* π_{PTP} . We define the *depth- l restriction* of a PTP as its restriction to the set $(\cup_{j=1}^l \mathcal{S} \times (\text{AP})^j) \cap \text{Dom}_{\text{PTP}}$. That is the policy associated to words σ of length up to l . It is denoted by π_{PTP}^l .

The induced PTP captures both what is observable about a product policy and what is reachable on the product. Therefore, we can only learn a reward machine up to whatever information is available in its induced PTP. We formalize this with the following definition.

Definition 1. Two reward machines are **policy-equivalent** with respect to a labeled MDP model if the product policies obtained by solving problem (2) for each of the reward machines induce the same prefix tree policy defined as in (3). Among all the reward machines that are policy equivalent with respect to a labeled MDP, we define a **minimal** reward machine as one with the fewest number of nodes.

Several equivalence relations among reward machines in the literature are special cases of policy equivalence. For instance, when learning finite state machines from observed rewards (Xu et al., 2020; Giantamidis et al., 2021), two reward machines are said to be input-output equivalent if they produce the same reward sequence for the same atomic proposition sequence. Such input-output equivalent reward machines are clearly policy-equivalent. Furthermore, for a trivial, i.e., one state, reward machine, our definition reduces to the policy-equivalence definition in the standard inverse reinforcement learning problem (Shehab et al., 2024; Cao et al., 2021).

2.4 Problem Statement

Consider a labeled MDP model \mathcal{M}_L and a prefix tree policy $\pi_{\text{PTP}}^{\text{true}}$ induced by an optimal solution of problem (2). We are interested in the following two problems in this paper:

- (P1) Does there always exist a depth- l^* such that, given the labeled MDP model \mathcal{M}_L , a bound u_{\max} on the number of nodes of the underlying reward machine, and the depth- l^* restriction $\pi_{\text{PTP}}^{\text{true}, l^*}$ of the true prefix tree policy, it is possible to learn a reward machine that is policy-equivalent to the underlying one?
- (P2) If l^* in problem (P1) exists, find a minimal reward machine that is policy-equivalent to the underlying one.

In what follows, we first provide an algorithm that takes the labeled MDP model \mathcal{M}_L , the depth- l restriction $\pi_{\text{PTP}}^{\text{true}, l}$ of the prefix tree policy $\pi_{\text{PTP}}^{\text{true}}$ for some arbitrary l , and the bound u_{\max} , and computes a reward machine that induces a prefix tree policy $\pi_{\text{PTP}}^{\text{learned}}$ with the same depth- l restriction, i.e., $\pi_{\text{PTP}}^{\text{learned}, l} = \pi_{\text{PTP}}^{\text{true}, l}$. Then, we prove the existence of a sufficient depth- l^* in (P1), for which this algorithm solves problem (P2). We provide an upper bound on l^* in terms of the number of states in the MDP and the number of nodes in the RM.

3 Methodology

3.1 SAT Encoding

We encode the RM learning problem into a SAT problem. Specifically, we use SAT to encode a graph with $n \leq u_{\max}$ nodes and associate a Boolean variable with each edge in the graph. Each node has $|\text{AP}|$ outgoing edges. We define the Boolean variables $\{b_{ikj} \mid 1 \leq i, j \leq n, 1 \leq k \leq |\text{AP}|\}$ as:

$$b_{ikj} = \begin{cases} 1 & \text{if } i \xrightarrow{k} j, \\ 0 & \text{Otherwise,} \end{cases} \quad (4)$$

where we use the shorthand $i \xrightarrow{k} j$ to denote that proposition k transitions node i to node j , i.e., $\delta_{\mathbf{u}}(u_i, k) = u_j$. We can encode several properties of the RM into Boolean constraints. Without loss of generality, we set node 1 of the graph to be u_I . To make the derivation easier, we define for each atomic proposition k an adjacency matrix B_k with $(B_k)_{ij} = b_{ikj}$. The Boolean constraints we add are due to *determinism*, *full-specification*, *negative examples* and *non-stuttering* of the learned reward machine. We expand on each of them below.

3.1.1 Determinism

Due to the RM being a deterministic machine, each label can only transition to one node. The corresponding Boolean constraints are:

$$\forall i, k, j, \forall j' \neq j \quad b_{ikj} = 1 \implies b_{ikj'} = 0. \quad (5)$$

3.1.2 Full Specification

This constraint, also known as being input-enabled (Hungar et al., 2003), ensures that all labels generate valid transitions at all nodes. The corresponding Boolean constraints are:

$$\forall i, \forall k, \exists j \text{ such that } b_{ikj} = 1. \quad (6)$$

We can combine the conditions of Sections 3.1.1 and 3.1.2 into one condition on each B_k enforcing that each row has exactly one entry with value 1.

3.1.3 Negative Examples

Our Boolean constraint here depends on the following result.

Lemma 1. *Let $\sigma, \sigma' \in (\text{AP})^*$ be two finite label sequences. If $\pi_{\text{PTP}}^{\text{true}}(a|s, \sigma) \neq \pi_{\text{PTP}}^{\text{true}}(a|s, \sigma')$, then $\delta_u^*(u_I, \sigma) \neq \delta_u^*(u_I, \sigma')$.*

Proof. It follows from (3). □

Based on this result, given the depth- l restriction π_{PTP}^l of a PTP π_{PTP} , we construct the set of negative examples as:

$$\mathcal{E}_l^- = \{\{\sigma, \sigma'\} \mid \pi_{\text{PTP}}^l(a|s, \sigma) \neq \pi_{\text{PTP}}^l(a|s, \sigma') \text{ for some } s, a\}. \quad (7)$$

Let $\sigma = k_1 k_2 \dots k_l$ and $\sigma' = k'_1 k'_2 \dots k'_m$ be two propositional prefixes that lead to different policies in the same state, therefore $\{\sigma, \sigma'\} \in \mathcal{E}_l^-$. We encode the condition given by Lemma 1 into Boolean constraints as:

$$(B_{k_l}^\top B_{k_{l-1}}^\top \dots B_{k_1}^\top e_1) \bigwedge (B_{k'_m}^\top B_{k'_{m-1}}^\top \dots B_{k'_1}^\top e_1) = [0 \ 0 \ \dots \ 0]^\top, \quad (8)$$

where \bigwedge is the element-wise **AND** operator and $e_1 \triangleq [1, 0, \dots, 0]^\top$ indicates that the paths start from the initial node. Our algorithm adds the Boolean constraint given in (8) for each element of \mathcal{E}^- . The significance of encoding negative examples is that it eliminates the learning of trivial reward machines. In particular, our method never learns a trivial one-state reward machine with all self-transitions (Icarte et al., 2023) as long as there is at least one negative example in our prefix tree policy.

3.1.4 Non-Stuttering

A reward machine is said to be non-stuttering if when a proposition transitions into a node, that same proposition can not transition out of the node, i.e., for all $(u, a, u') \in \mathcal{U} \times \text{AP} \times \mathcal{U}$: $\delta_u(u, a) = u' \implies \delta_u(u', a) = u'$. This is related to multi-stage tasks where the particular duration spent on a subtask (i.e., satisfying a given atomic proposition) is not important (Baier and Katoen, 2008). When the reward machine is *a priori* known to be non-stuttering, this extra condition can be included in the SAT problem. The main significance of this condition is trace-compression (Icarte et al., 2023), by which we can reduce the number of negative examples in \mathcal{E}^- by only keeping the shortest negative examples among the equivalent ones. In this case, two negative examples are equivalent if between two pairs, the corresponding label sequences differ only by the same proposition repeated consecutively more than one time. We encode non-stuttering into Boolean constraints as follows:

$$\forall i, j, k : b_{ikj} = 1 \implies b_{jkj} = 1. \quad (9)$$

The utility of this constraint is demonstrated empirically in Section 5.1.

3.2 Algorithm

To learn a minimal reward machine from the depth- l restriction of a prefix tree policy, we proceed as follows.

We start with one node and increases the number n of nodes until the following SAT problem is feasible when instantiated for a graph with n nodes:

$$\text{SAT}_n((5), (6), (9), \text{ for all } \{\sigma, \sigma'\} \in \mathcal{E}^-(8)). \quad (\text{SAT})$$

By construction, this is guaranteed to be satisfiable for some $n \leq u_{\max}$, upon which a reward machine model $\mathcal{G}^{\text{learned}}$ can be constructed from the satisfying assignment's B_k 's. Then, we compute the product MDP model $(\mathcal{M}/r)^{\text{learned}} = \mathcal{G}^{\text{learned}} \times \mathcal{M}_L$. The learned product policy is constructed as follows. For each length l word $\sigma \in (\text{AP})^l$ and for all $s \in \text{Reach}(\sigma)$, we define

$$\pi_{\text{Prod}}^{\text{learned}}(a|s, \delta_{\mathbf{u}}^{\text{learned},*}(u_I, \sigma)) = \pi_{\text{PTP}}^{\text{true},l}(a|s, \sigma), \quad (10)$$

where the transition function $\delta_{\mathbf{u}}^{\text{learned},*}$ is the transition function of $\mathcal{G}^{\text{learned}}$.

The last step is finding the numerical values of rewards that render the product policy $\pi_{\text{Prod}}^{\text{learned}}$ optimal for the product MDP model $(\mathcal{M}/r)^{\text{learned}}$. This is a standard IRL problem without reward machines where the special structure of the rewards on the product can be represented as features. We solve this step using the method developed in (Shehab et al., 2024). Featurization (see, (Shehab et al., 2024, Section 4)) is used to enforce that the reward function of the product can be written as $r((s, u), a, (s', u')) = \delta_{\mathbf{r}}(u, L(s'))$, with $u' = \delta_{\mathbf{u}}(u, L(s'))$. This IRL method gives us the corresponding output function $\delta_{\mathbf{r}}$ of the reward machine.

Remark 1. *Although we constrain the output function of the reward machine to be of the form $\delta_{\mathbf{r}} : \mathcal{U} \times \text{AP} \rightarrow \mathbb{R}$ (leading to what is commonly known as simple reward machines (Icarte et al., 2018)), this does not limit the generality of our framework. The same procedure remains applicable in the case of a dense output function of the form $\delta_{\mathbf{r}} : \mathcal{U} \times \text{AP} \rightarrow [\mathcal{S} \times \mathcal{A} \times \mathcal{S} \rightarrow \mathbb{R}]$. We focus on the simple output function formulation in this paper to simplify both the presentation and the interpretation of the resulting reward machines.*

The overall procedure is summarized in Algorithm 1.

Algorithm 1: Learning a Minimal Reward Machine from depth- l Restriction of a Prefix Tree Policy

Input: depth- l prefix tree policy $\pi_{\text{PTP}}^{\text{true},l}$, labeled MDP \mathcal{M}_L .

Output: Learned reward machine $\mathcal{R}^{\text{learned}}$

```

1  $n \leftarrow 1$ 
2 while  $\text{SAT}_n$  is infeasible do
3    $n \leftarrow n + 1$ 
4 Construct  $\mathcal{E}_l^-$  using (7)
5  $\{B_k\}_{k=1}^{|\text{AP}|} \leftarrow \text{SAT}_n$  solution
6  $\mathcal{G}^{\text{learned}} \leftarrow \text{Construct\_RM\_model}(\{B_k\}_{k=1}^{|\text{AP}|})$ 
7  $(\mathcal{M}/r)^{\text{learned}} \leftarrow \mathcal{G}^{\text{learned}} \times \mathcal{M}_L$ 
8 foreach  $\sigma \in (\text{AP})^l$  do
9   foreach  $s \in \text{Reach}(\sigma)$  do
10    Define product policy:  $\pi_{\text{Prod}}^{\text{learned}}(a|s, \delta_{\mathbf{u}}^{\text{learned},*}(u_I, \sigma)) \leftarrow \pi_{\text{PTP}}^{\text{true},l}(a|s, \sigma)$ 
11  $\delta_{\mathbf{r}} \leftarrow \text{IRL\_to\_extract\_reward}(\pi_{\text{Prod}}^{\text{learned}}, (\mathcal{M}/r)^{\text{learned}})$ 
12 return  $\mathcal{R}^{\text{learned}} = (\mathcal{G}^{\text{learned}}, \delta_{\mathbf{r}})$ 

```

Remark 2. *It is important to emphasize that up to line 7 in Algorithm 1, neither the optimality of the prefix tree policy nor the transition kernel \mathcal{P} of the MDP is used. That is, our method learns a reward machine model $\mathcal{G}^{\text{learned}}$ in a model-free fashion as long as the prefix-tree policy is induced by a reward machine. The optimality with respect to the MaxEnt objective in (1) and the transition kernel only comes into play to extract the numerical reward values in lines 8-11.*

3.3 Proof of Correctness

Let $\mathcal{G}^{\text{learned}}$ be the reward machine model extracted from the SAT solution, with $\delta_{\mathbf{u}}^{\text{learned}}$ being the associated transition function. The first property of our SAT solution is that it is consistent with any fixed depth- l of the prefix tree policy. We formalize this in the result below.

Proposition 1. *Given the labeled MDP model \mathcal{M}_L , the depth- l restriction $\pi_{\text{PTP}}^{\text{true},l}$ of the true prefix policy $\pi_{\text{PTP}}^{\text{true}}$, and an upper bound u_{\max} on the number of nodes of the underlying reward machine, let $\mathcal{G}^{\text{learned}}$ be the*

output of our SAT problem, and define $\pi_{\text{PTP}}^{\text{learned}}$ to be the (infinite depth) prefix tree policy induced by $\mathcal{G}^{\text{learned}}$. Then, the learned and the true prefix tree policies have the same depth- l restriction, i.e., $\pi_{\text{PTP}}^{\text{learned},l} = \pi_{\text{PTP}}^{\text{true},l}$.

Proof. See Appendix A.1. \square

While Proposition 1 represents a desirable property of our algorithm, being consistent with the depth- l restriction of the true prefix tree policy is in general not sufficient to be consistent with the true (infinite-depth) prefix tree policy (as required in Problem (P1) from Section 2.4). This is potentially problematic if the agent demonstrates unseen changes in its policy for prefixes longer than l . At the same time, it is not possible to run our algorithm with the unrestricted prefix tree policy $\pi_{\text{PTP}}^{\text{true}}$ because it would lead to an infinite number of negative examples, i.e., $|\mathcal{E}_{\infty}^{-}| = \infty$. Consequently, the algorithm would not terminate. Fortunately, we can show that if l is large enough, then increasing l will not change the satisfying assignments of the SAT problem.

Proposition 2. *Given \mathcal{M}_L , an upper bound u_{\max} on the number of nodes of the underlying reward machine, and the depth- l restriction π_{PTP}^l of some prefix tree policy π_{PTP} , where $l = |\mathcal{S}|u_{\max}^2$. Then, $\{B_k\}_{k=1}^{|\text{AP}|}$ is a satisfying assignment for*

$$\text{SAT}_{u_{\max}}((5), (6), (9), \text{ for all } \{\sigma, \sigma'\} \in \mathcal{E}_l^{-}(8))$$

if and only if it is a satisfying assignment for all $j \geq l$ for

$$\text{SAT}_{u_{\max}}((5), (6), (9), \text{ for all } \{\sigma, \sigma'\} \in \mathcal{E}_j^{-}(8)).$$

Proof. See Appendix A.2. \square

Now, we present the main result of this section. Our result guarantees that given a sufficiently deep restriction of the true prefix tree policy, our recovered reward machine will be consistent with true infinite depth prefix tree policy. That is, our algorithm is guaranteed to find a reward machine that is policy-equivalent to the true reward machine.

Theorem 1. *Given a labeled MDP model \mathcal{M}_L and the depth- l restriction $\pi_{\text{PTP}}^{\text{true},l}$ of a prefix tree policy induced by a reward machine $\mathcal{R}^{\text{true}}$ with at most u_{\max} nodes, if $l \geq |\mathcal{S}|u_{\max}^2$, then the reward machine $\mathcal{R}^{\text{learned}}$ returned by Algorithm 1 is policy-equivalent to $\mathcal{R}^{\text{true}}$ with respect to \mathcal{M}_L .*

Proof. Follows immediately from Propositions 1 and 2. In particular, we know that $\mathcal{G}^{\text{learned}}$ is a solution of $\text{SAT}_{u_{\max},j}$, for all $j \geq l$, due to Proposition 2. Combined with Proposition 1, this means that $\pi_{\text{PTP}}^{\text{learned},j} = \pi_{\text{PTP}}^{\text{true},j}$, for all $j \geq l$. \square

Remark 3. *Note that, in practice, a depth- l restriction where $l \ll |\mathcal{S}|u_{\max}^2$ can be sufficient to find a reward machine that is policy equivalent to the true one if all the solutions of the corresponding SAT problem are policy-equivalent to each other (e.g., they correspond to the same reward machine up to renaming of nodes). This will be further illustrated in the experiments of Section 5.1.*

4 Learning From Demonstrations

In this section, we present how our method can be applied when the optimal policy is known only through a set of optimal demonstrations $\mathcal{D} = \{(\sigma_i, s_i, a_i)\}_{i=1}^{|\mathcal{D}|}$. Hence, the depth- l restriction of the true prefix tree policy is unknown. Consequently, we construct the following consistent unbiased estimate:

$$\hat{\pi}_{\text{PTP}}(a|s, \sigma) = \frac{\sum_{i=1}^{|\mathcal{D}|} \mathbb{I}(\sigma_i = \sigma, s_i = s, a_i = a)}{\sum_{i=1}^{|\mathcal{D}|} \mathbb{I}(\sigma_i = \sigma, s_i = s)}. \quad (11)$$

However, the fact that we only have access to an approximation of π_{PTP} leads to two challenges. First, using $\hat{\pi}_{\text{PTP}}$ to directly construct the set of negative examples \mathcal{E}_l^{-} will lead to many pairs $\{\sigma, \sigma'\}$ being incorrectly considered as negative examples (see equation (7)). Second, the SAT problem is not robust to incorrect negative examples. In the next subsections, we address these two problems.

4.1 Estimating Negative Examples

To limit the inclusion of incorrect negative examples in \mathcal{E}_l^- , a pair of prefixes $\{\sigma_1, \sigma_2\}$ will be considered as a negative example only if we have high confidence that they correspond to negative examples given the true prefix tree policy. In particular, let σ_1, σ_2 be two prefixes from \mathfrak{D} that we want to compare and let $s \in \mathcal{S}$ be a state. For $j \in \{1, 2\}$, let n_j be the number of visitations to the pair (s, σ_j) , i.e., the denominator in (11). Note that $\pi_{\text{PTP}}(a|s, \sigma_j)$ is a categorical distribution of which we have a sample estimate for. Hence, it follows from (Weissman et al., 2003) that for all $\epsilon > 0$:

$$\mathbb{P}(\|\hat{\pi}_{\text{PTP}}(a|s, \sigma_j) - \pi_{\text{PTP}}(a|s, \sigma_j)\|_1 \leq \epsilon) \geq 1 - \delta_j, \quad (12)$$

with $\delta_j \triangleq (2^{|\mathcal{A}|} - 2)e^{-\frac{1}{2}n_j\epsilon^2}$. We pick $\epsilon = \frac{1}{2}\|\hat{\pi}_{\text{PTP}}(a|s, \sigma_1) - \hat{\pi}_{\text{PTP}}(a|s, \sigma_2)\|_1$. Using a union bound, the probability of the two confidence intervals described in (12) (for $j \in \{1, 2\}$) to overlap is lower bounded by $1 - \delta_1 - \delta_2$. Consequently, we consider the pair $\{\sigma_1, \sigma_2\}$ as being a negative example if there is a state s such that $1 - \delta_1 - \delta_2 \geq 1 - \alpha$, where α is a user-defined parameter.

4.2 MAX-SAT: SAT with Robustness to Incorrect Negative Examples

Even when the set of negative examples is constructed from pairs of prefixes for which we have a high confidence of being true negative examples, some pairs may still be mislabeled as negative examples. We refer to those as false positives. To deal with these false positive, we implement a weighted MAX-SAT (Manquinho et al., 2009; Biere et al., 2009) variant of the SAT problem. Concretely, the weighted MAX-SAT problem consists of finding a Boolean assignment of the variables b_{ikj} such that (i) constraints (5), (6) and (9) hold, i.e., the recovered RM is deterministic, non-stuttering, and fully specified; and (ii) the constraint (8) holds for a maximum number of pairs $\{\sigma, \sigma'\}$ in \mathcal{E}_l^- . In other words, (5), (6) and (9) are hard constraints whereas the constraints coming from (8) are soft constraints. This approach allows for robustness to misclassifications of negative examples. We empirically demonstrate in Section 5.3 that this weighted MAX-SAT formulation consistently infers the smallest set of consistent reward machine models, even in the presence of false positives.

5 Experiments

To demonstrate the generality and efficiency of our approach, we apply it to a diverse set of domains, from classical grid-based MDPs to a continuous robotic control task and a real-world biological navigation dataset. In every experiment, we fix the discount factor to $\gamma = 0.99$ and the regularization weight to $\lambda = 1.0$ when solving Problem (2), both for generating demonstration traces and for reward recovery. Our code is implemented in Python, and the Z3 library (De Moura and Björner, 2008) is used for solving the SAT and weighted MAX-SAT problems. To enumerate all the satisfying assignments of the SAT problem, we add a constraint that the next solution should be different every time our SAT solver finds a solution. We will release the complete implementation on GitHub, upon acceptance to adhere with the double-blind review process.

5.1 Tabular GridWorld MDPs

Our first experiment (**patrol**) is on the running-example patrol task of Figure 1. By setting $u_{\max} = 4$, our bound from Theorem 1 is 256. However, with only a depth-6 prefix tree policy, we end up with a total of **6** solutions. These are all the possible renamings of the true reward machine (see Figure 1b), meaning that the true reward machine is learned up-to-renaming with a depth-6 prefix tree policy. Table 1 summarizes the findings, where we also show how the non-stuttering condition of Section 3.1.4 helps reduce the size of the negative example set, yet still recovering the true reward machine model. While some reduction in the SAT solver time is achieved, the drastic gain is in the time required to encode all the negative examples into the SAT solver, making the overall procedure orders of magnitude faster. For the remaining experiments, non-stuttering is assumed.

For our second experiment (**patrol-hallway**), we add a hallway between the rooms, as shown in Figure 1c. This is a 3×3 grid world, where the corresponding label of each room is shown. The reward machine is kept

Task	Depth	$ \mathcal{S} $	$ \mathcal{A} $	$ \mathcal{E}^- $	SAT time (sec)
patrol with (9)	6	16	4	7264	0.81
patrol without (9)	6	16	4	168341	6.97
patrol-hallway	9	9	4	241435	2.859

Table 1: Solution statistics for the tabular GridWorld MDP.

the same, and the atomic proposition H is added as a self-loop to all the nodes. With this added hallway, longer atomic proposition prefixes are required to reach all nodes of the reward machine, showing how the underlying MDP affects the required depth for learning a reward machine. For example, the shortest atomic proposition that can reach u_3 is now $\sigma = \text{AHBHC}$ instead of ABC as in the previous example. With a depth-9 prefix tree policy, the reward machine is again learned up-to-renaming.

5.2 Tabular BlockWorld MDPs

The setup for this experiment is a modified block world problem (Khodeir et al., 2023; Wolfe and Barto, 2006). There are three blocks colored green, yellow and red, as well as 3 piles. Each stacking configuration of the blocks is a state of the MDP, and the action space consists of selecting a pile to pick from and a pile to place onto. We can only grab the top block of any stack. Action outcomes are assumed deterministic. The goal in the first task (**stack**) is to stack the blocks in the ordered stacking configurations $\mathbf{st}_1, \mathbf{st}_2, \mathbf{st}_3$, shown in Figure 2a. All other states have the label \mathbf{i} , denoting intermediate states. The corresponding reward machine is shown in Figure 2b. If the robot stacks the blocks in the order $\mathbf{st}_1 \rightarrow \mathbf{st}_2 \rightarrow \mathbf{st}_3$, it gets a reward of 1.0. With a depth-9 prefix tree policy and $u_{\max} = 3$, our algorithm recovers **2** consistent reward machines, which are the true reward machine up-to-renaming. The findings are summarized in Table 2. Results obtained from a finite set of demonstrations are reported in Appendix B.1.1.

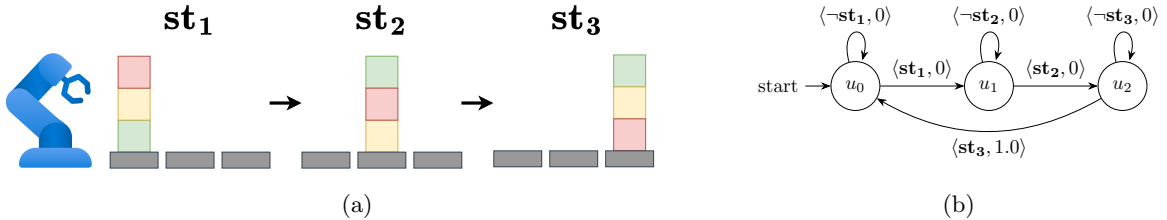


Figure 2: (a): Block World MDP. The left-most stacking configuration has label \mathbf{st}_1 , where all blocks are stacked on the first pile with green being under yellow and yellow being under red. Similarly, the middle configuration has label \mathbf{st}_2 and the right-most configuration has label \mathbf{st}_3 . (b): Stacking Reward Machine.

For our second task (**stack-avoid**), we introduce a “bad” state, shown in Figure 3a. The true reward machine is shown in Figure 3b. The robot’s task is to stack the blocks in the order $\mathbf{st}_1 \rightarrow \mathbf{st}_2$ without going through \mathbf{st}_{bd} . If it does so, it reaches u_2 and gets a reward of 1 forever. If during execution it passes through \mathbf{st}_{bd} , it will get a smaller (yet more immediate) reward of 0.2, but it will get stuck at u_3 with 0 reward forever. We note that the product policy is uniformly random in both u_2 and u_3 . This means that proposition traces such as $\mathbf{st}_1, \mathbf{i}, \mathbf{st}_2$ and $\mathbf{st}_1, \mathbf{i}, \mathbf{st}_{bd}, \mathbf{st}_2$ look identical from a policy perspective, as both reach nodes with uniformly random policies, while the first being more desirable than the second. By setting $u_{\max} = 3$, a depth-8 policy was sufficient to recover the reward machine shown in Figure 3c up-to-renaming; that is, we find a smaller reward machine consistent for this task. Notably, setting $u_{\max} = 4$ with the same depth policy yields more than a 1000 solutions, indicating that uniquely recovering the same sized reward machine -as the ground truth machine- requires longer depth policies. Results obtained from a finite set of demonstrations are reported in Appendix B.1.2.

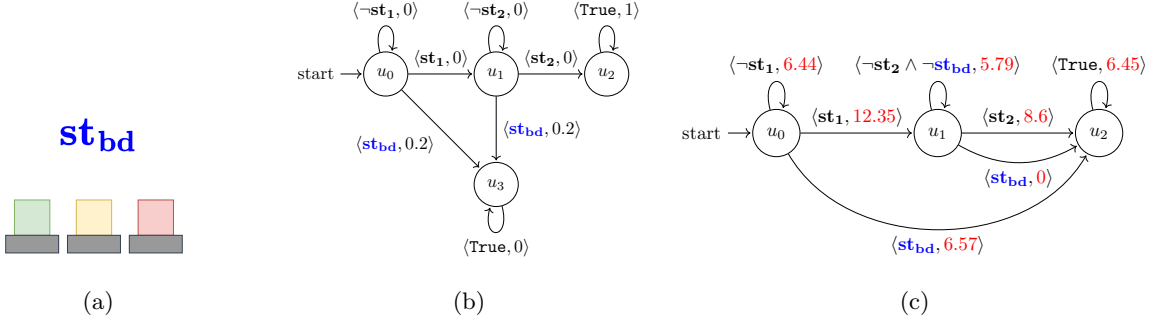


Figure 3: (a) The block stacking configuration with label st_{bd} that we want our robot to avoid. (b) The ground truth reward machine. (c) Smaller consistent reward machine with the task **stack-avoid**.

Task	Depth	$ \mathcal{S} $	$ \mathcal{A} $	$ \mathcal{E}^- $	SAT time (sec)
stack	9	60	9	31656	0.558
stack-avoid	8	60	9	24763	0.483

Table 2: Solution statistics for the tabular BlockWorld MDP.

5.3 2D-Continuous Reacher Robotic Arm

Our setup for this experiment is a modified **Reacher-v5** environment (Gymnasium (Towers et al., 2024); MuJoCo (Todorov et al., 2012)), where a 2D robotic arm must reach targets randomly placed within the arena. The agent’s state is a 10-D continuous vector consisting of the end-effector’s position and velocity, the target’s coordinates, and their mutual distance. Actions are continuous torques in $[-1, 1]^2$ applied at the elbow and shoulder joints.

Inspired by (Araki et al., 2021), we fix three colored targets — blue (**b**), red (**r**), and yellow (**y**) — in distinct quadrants of the arena (see Figure 4). The goal is to reach them in the order $\mathbf{b} \rightarrow \mathbf{y} \rightarrow \mathbf{r}$. To train an expert policy, we discretize each torque dimension into five levels $\{-1.0, -0.5, 0.0, 0.5, 1.0\}$ (yielding 25 total actions). We then employ Proximal Policy Optimization (PPO) (Schulman et al., 2017), as implemented in Stable-Baselines3 (Raffin et al., 2021), to maximize a reward given by the negative Euclidean distance between the end-effector and the active target.

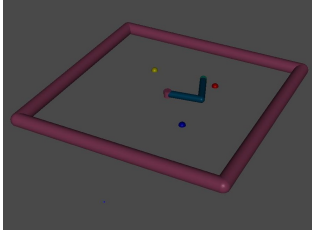
When generating trajectories, we switch the desired target immediately upon reaching the previous target, thereby emulating a reward machine without introducing the machine during training or simulation. Appendix B.2 provides full discretization and training details. From this procedure we collect $1M$ trajectories.

Table 3 reports, for various probability thresholds α (defined in Section 4.2), the size of the negative-example set \mathcal{E}^- and its False Positive Rate (FPR)¹. As expected from Section 4, solving our SAT problem with all the negative examples yields **0** solutions. Instead, we employ our weighted MAX-SAT variant and recover two viable solutions (Figures 4b and 4c) up-to-renaming, which represent the best achievable given our dataset. These are the same solutions that we recover if instead we supervised with the ground-truth reward machine to remove the false positives, emphasizing the robustness of this approach.

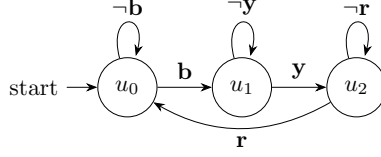
$ \mathcal{D} $	$ \mathcal{S} $	$ \mathcal{A} $	$ \tau $	$ \mathcal{E}^- $	α	FPR	# Weighted MAX-SAT solutions
1M	17.4M	25	160	1472	0.001	1.90%	4
1M	17.4M	25	160	1193	0.0001	1.67%	4
1M	17.4M	25	160	882	0.00001	1.36%	4

Table 3: Summary of the experiments for the 2D-continuous reacher arm.

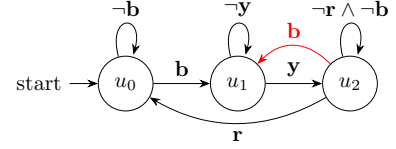
¹FPR is simply the number of false positives divided by $|\mathcal{E}^-|$.



(a)



(b)

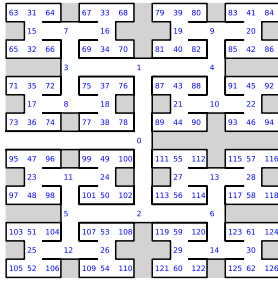


(c)


Figure 4: Reacher experiment. (a): 2-link robotic arm with the three colored targets. (b) First recovered reward machine model. (c) Second recovered reward machine model.

5.4 Real-world Mice Navigation

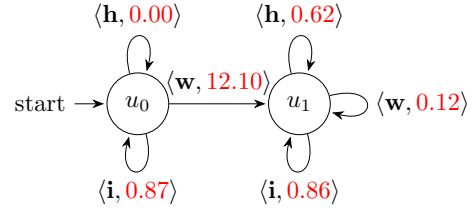
We also applied our learning framework to the trajectories of real mice navigating (in the dark) in a 127-node labyrinth maze (Rosenberg et al., 2021) shown in Figure 5. Each node, labeled with a number in Figure 5a, represents a state in the MDP. The mouse can select from 4 actions: {stay, right, left, reverse}. State 116 (middle-right) contains a water resource and is labeled **w**, state 0 (center) is the home state labeled **h**, and all other states are labeled **i**. Two cohorts of 10 mice moved freely in the maze for 7 hours, with one cohort being water-restricted and the other was not. A sample water-restricted mouse trajectory is shown in Figure 5b. Difference in water restriction condition resulted in different animal behavior between these two cohorts. For the purposes of our study, we only considered the water-restricted mice. We used the same dataset of trajectories from (Ashwood et al., 2022), which is comprised of 200 mouse trajectories, given as state-action pairs of length 22 each. We set our probability threshold at $\alpha = 0.001$. With $u_{\max} = 2$, our algorithm learns the unique reward machine shown in Figure 5c. This is consistent with the seen behaviors of water-restricted mice which first try to reach the water port and hydrate, after which their behaviors switch to exploring the maze or going back the home state (Zhu et al., 2024; Ashwood et al., 2022). More details can be found in Appendix B.3.



(a)



(b)



(c)

Figure 5: Labyrinth experiment. (a): Maze structure and state space definition. (b): Trajectory of a single mouse. (c): Recovered reward machine. (a) and (b) are reprinted from (Rosenberg et al., 2021).

6 Conclusion

In this work, we present a framework for learning reward machines from partially observed policies, where neither the rewards nor the reward machine states are available to the learner. Instead, our method constructs a SAT problem instance from a sufficiently deep prefix tree policy, from which a reward machine equivalent to the true underlying one can be recovered. The approach is generalized to learn the reward machines directly from demonstrations from an optimal expert, where robustness to inaccuracies in policy estimates is handled using finite-sample confidence bounds and MAX-SAT is used to eliminate incorrect negative examples. A diverse set of experiments illustrate the effectiveness of our approach.

References

- Alessandro Abate, Yousif Almula, James Fox, David Hyland, and Michael Wooldridge. Learning task automata for reinforcement learning using hidden markov models. In *European Conference on Artificial Intelligence*, pages 3–10. IOS Press, 2023.
- Dana Angluin. Learning regular sets from queries and counterexamples. *Information and computation*, 75(2):87–106, 1987.
- Brandon Araki, Kiran Vodrahalli, Thomas Leech, Cristian-Ioan Vasile, Mark D Donahue, and Daniela L Rus. Learning to plan with logical automata. *Robotics: Science and Systems Foundation*, 2019.
- Brandon Araki, Xiao Li, Kiran Vodrahalli, Jonathan DeCastro, Micah Fry, and Daniela Rus. The logical options framework. In *International Conference on Machine Learning*, pages 307–317. PMLR, 2021.
- Zoe Ashwood, Aditi Jha, and Jonathan W Pillow. Dynamic inverse reinforcement learning for characterizing animal behavior. *Advances in Neural Information Processing Systems*, 35:29663–29676, 2022.
- Mattijs Baert, Sam Leroux, and Pieter Simoons. Reward machine inference for robotic manipulation. *arXiv preprint arXiv:2412.10096*, 2024.
- Christel Baier and Joost-Pieter Katoen. *Principles of model checking*. MIT press, 2008.
- Armin Biere, Marijn JH Heule, Hans van Maaren, and Toby Walsh. *Handbook of satisfiability*, volume 185. IOS press, 2009.
- Alberto Camacho, Jacob Varley, Andy Zeng, Deepali Jain, Atil Iscen, and Dmitry Kalashnikov. Reward machines for vision-based robotic manipulation. In *IEEE International Conference on Robotics and Automation*, pages 14284–14290. IEEE, 2021.
- Alejandro Camacho, Carlos Toro Icarte, Tor Klassen, Richard Valenzano, and Sheila A McIlraith. LTL and beyond: Formal languages for reward function specification in reinforcement learning. In *International Joint Conference on Artificial Intelligence*, pages 6065–6073, 2019.
- Haoyang Cao, Samuel Cohen, and Lukasz Szpruch. Identifiability in inverse reinforcement learning. *Advances in Neural Information Processing Systems*, 34:12362–12373, 2021.
- Glen Chou, Necmiye Ozay, and Dmitry Berenson. Explaining multi-stage tasks by learning temporal logic formulas from suboptimal demonstrations. In *Robotics: Science and Systems*, 2020.
- Jan Corazza, Ivan Gavran, and Daniel Neider. Reinforcement learning with stochastic reward machines. In *AAAI Conference on Artificial Intelligence*, volume 36, pages 6429–6436, 2022.
- Leonardo De Moura and Nikolaj Bjørner. Z3: An efficient SMT solver. In *International conference on Tools and Algorithms for the Construction and Analysis of Systems*, pages 337–340. Springer, 2008.
- Daniel Furelos-Blanco, Mark Law, Alessandra Russo, Krysia Broda, and Anders Jonsson. Induction of subgoal automata for reinforcement learning. In *AAAI Conference on Artificial Intelligence*, volume 34, pages 3890–3897, 2020.
- Georgios Giantamidis, Stavros Tripakis, and Stylianos Basagiannis. Learning Moore machines from input–output traces. *International Journal on Software Tools for Technology Transfer*, 23(1):1–29, 2021.
- Hosein Hasanbeig, Natasha Yogananda Jeppu, Alessandro Abate, Tom Melham, and Daniel Kroening. Symbolic task inference in deep reinforcement learning. *Journal of Artificial Intelligence Research*, 80:1099–1137, 2024.
- Mohammadhosein Hasanbeig, Natasha Yogananda Jeppu, Alessandro Abate, Tom Melham, and Daniel Kroening. DeepSynth: Automata synthesis for automatic task segmentation in deep reinforcement learning. In *AAAI Conference on Artificial Intelligence*, volume 35, pages 7647–7656, 2021.

-
- Jueming Hu, Yash Paliwal, Hyohun Kim, Yanze Wang, and Zhe Xu. Reinforcement learning with predefined and inferred reward machines in stochastic games. *Neurocomputing*, 599:128170, 2024.
- Hardi Hungar, Oliver Niese, and Bernhard Steffen. Domain-specific optimization in automata learning. In *International Conference on Computer Aided Verification*, pages 315–327. Springer, 2003.
- Rodrigo Toro Icarte, Toryn Klassen, Richard Valenzano, and Sheila McIlraith. Using reward machines for high-level task specification and decomposition in reinforcement learning. In *International Conference on Machine Learning*, pages 2107–2116. PMLR, 2018.
- Rodrigo Toro Icarte, Toryn Q Klassen, Richard Valenzano, Margarita P Castro, Ethan Waldie, and Sheila A McIlraith. Learning reward machines: A study in partially observable reinforcement learning. *Artificial Intelligence*, 323:103989, 2023.
- Mohamed Khodeir, Ben Agro, and Florian Shkurti. Learning to search in task and motion planning with streams. *IEEE Robotics and Automation Letters*, 8(4):1983–1990, 2023.
- Vasco Manquinho, Joao Marques-Silva, and Jordi Planes. Algorithms for weighted boolean optimization. In *International Conference on Theory and Applications of Satisfiability Testing*, pages 495–508. Springer, 2009.
- Farzan Memarian, Zhe Xu, Bo Wu, Min Wen, and Ufuk Topcu. Active task-inference-guided deep inverse reinforcement learning. In *IEEE Conference on Decision and Control*, pages 1932–1938. IEEE, 2020.
- Daniel Neider and Ivan Gavran. Learning linear temporal properties. In *2018 Formal Methods in Computer Aided Design*, pages 1–10. IEEE, 2018.
- Andrew Y Ng, Stuart Russell, et al. Algorithms for inverse reinforcement learning. In *International Conference on Machine Learning*, volume 1, page 2, 2000.
- Paul Nitschke, Lars Lien Ankile, Eura Nofshin, Siddharth Swaroop, Finale Doshi-Velez, and Weiwei Pan. AMBER: An entropy maximizing environment design algorithm for inverse reinforcement learning. In *ICML Workshop on Models of Human Feedback for AI Alignment*, 2024.
- Shubham Pateria, Budhitama Subagdja, Ah-hwee Tan, and Chai Quek. Hierarchical reinforcement learning: A comprehensive survey. *ACM Computing Surveys*, 54(5):1–35, 2021.
- Antonin Raffin, Ashley Hill, Adam Gleave, Anssi Kanervisto, Maximilian Ernestus, and Noah Dormann. Stable-baselines3: Reliable reinforcement learning implementations. *Journal of machine learning research*, 22(268):1–8, 2021.
- Matthew Rosenberg, Tony Zhang, Pietro Perona, and Markus Meister. Mice in a labyrinth show rapid learning, sudden insight, and efficient exploration. *Elife*, 10:e66175, 2021.
- John Schulman, Filip Wolski, Prafulla Dhariwal, Alec Radford, and Oleg Klimov. Proximal policy optimization algorithms. *arXiv preprint arXiv:1707.06347*, 2017.
- Mohamad Louai Shehab, Antoine Aspeel, Nikos Aréchiga, Andrew Best, and Necmiye Ozay. Learning true objectives: Linear algebraic characterizations of identifiability in inverse reinforcement learning. In *6th Annual Learning for Dynamics & Control Conference*, pages 1266–1277. PMLR, 2024.
- Richard S Sutton, Doina Precup, and Satinder P Singh. Between MDPs and semi-MDPs: A framework for temporal abstraction in reinforcement learning. *Artificial intelligence*, 112(1-2):181–211, 1999.
- Emanuel Todorov, Tom Erez, and Yuval Tassa. Mujoco: A physics engine for model-based control. In *IEEE/RSJ International Conference on Intelligent Robots and Systems*, pages 5026–5033. IEEE, 2012.
- Mark Towers, Ariel Kwiatkowski, Jordan Terry, John U Balis, Gianluca De Cola, Tristan Deleu, Manuel Goulao, Andreas Kallinteris, Markus Krimmel, Arjun KG, et al. Gymnasium: A standard interface for reinforcement learning environments. *arXiv preprint arXiv:2407.17032*, 2024.

-
- Pashootan Vaezipoor, Andrew C Li, Rodrigo A Toro Icarte, and Sheila A McIlraith. LTL2Action: Generalizing LTL instructions for Multi-Task RL. In *International Conference on Machine Learning*, pages 10497–10508. PMLR, 2021.
- Marcell Vazquez-Chanlatte and Sanjit A Seshia. Maximum causal entropy specification inference from demonstrations. In *32nd International Conference on Computer Aided Verification*, pages 255–278. Springer, 2020.
- Tsachy Weissman, Erik Ordentlich, Gadiel Seroussi, Sergio Verdu, and Marcelo J Weinberger. Inequalities for the l1 deviation of the empirical distribution. *Hewlett-Packard Labs, Tech. Rep*, page 125, 2003.
- Alicia P Wolfe and Andrew G Barto. Decision tree methods for finding reusable mdp homomorphisms. In *National Conference on Artificial Intelligence*, volume 21, page 530, 2006.
- Zhe Xu, Ivan Gavran, Yousef Ahmad, Rupak Majumdar, Daniel Neider, Ufuk Topcu, and Bo Wu. Joint inference of reward machines and policies for reinforcement learning. In *International Conference on Automated Planning and Scheduling*, volume 30, pages 590–598, 2020.
- Zhe Xu, Bo Wu, Aditya Ojha, Daniel Neider, and Ufuk Topcu. Active finite reward automaton inference and reinforcement learning using queries and counterexamples. In *International Conference on Machine Learning and Knowledge Extraction*, pages 115–135. Springer, 2021.
- Hao Zhu, Brice De La Crompe, Gabriel Kalweit, Artur Schneider, Maria Kalweit, Ilka Diester, and Joschka Boedecker. Multi-intention inverse q-learning for interpretable behavior representation. *Transactions on Machine Learning Research*, 2024.
- Brian D Ziebart, Andrew L Maas, J Andrew Bagnell, Anind K Dey, et al. Maximum entropy inverse reinforcement learning. In *AAAI Conference on Artificial Intelligence*, volume 8, pages 1433–1438. Chicago, IL, USA, 2008.

A Proofs

A.1 Proof of Proposition 1

Proof. We proceed by contradiction. Assume that there exists some $\sigma' \in \text{Pref}(\mathcal{L}(\mathcal{M}_L))$, with $|\sigma'| \leq l$, a state $s \in \text{Reach}(\sigma')$ and an action $a \in \mathcal{A}$ such that:

$$\pi_{\text{PTP}}^{\text{learned}}(a|s, \sigma') \neq \pi_{\text{PTP}}^{\text{true}}(a|s, \sigma'). \quad (13)$$

Let $u \triangleq \delta_{\mathbf{u}}^{*, \text{learned}}(u_I, \sigma')$. The left-hand-side of (13) can be written as:

$$\pi_{\text{PTP}}^{\text{learned}}(a|s, \sigma') = \pi_{\text{Prod}}^{\text{learned}}(a|s, u) = \pi_{\text{PTP}}^{\text{true}}(a|s, \sigma), \text{ for some } \sigma \in \text{Path}(u) \cap \text{Pref}(\mathcal{L}(\mathcal{M}_L)), \text{ with } |\sigma| \leq l,$$

where the second equality is due to (10). We get:

$$\pi_{\text{PTP}}^{\text{true}}(a|s, \sigma) \neq \pi_{\text{PTP}}^{\text{true}}(a|s, \sigma'), \text{ where both } \sigma, \sigma' \in \text{Path}(u).$$

More precisely, $\delta_{\mathbf{u}}(u_I, \sigma) = \delta_{\mathbf{u}}(u_I, \sigma')$. Due to the contrapositive of Lemma 1, we have a contradiction. Similarly, due to the full specification condition of Section 3.1.2 and (10), the support of the two prefix policies will be the same by construction. \square

A.2 Proof of Proposition 2

We start by formally defining some important concepts that will be central for proving our result. Our proof idea requires reasoning about joint (i.e. synchronized) paths over two distinct reward machine models, and being able to shrink these joint paths by removing cycles (i.e. loops). To start, we define *cycles* in a product MDP model $\mathcal{G} \times \mathcal{M}_L$ as follows:

Definition 2. Given a product MDP model $\mathcal{G} \times \mathcal{M}_L$ and a proposition sequence $\sigma = l_1 \cdots l_k$, generated from a state sequence $\tau = (s_1, s_2, \dots, s_k)$ (i.e., $\sigma \in \text{Pref}(\mathcal{L}(\mathcal{M}_L))$), we say that a subsequence $\sigma_{i:j}$ of σ is a **cycle** in $\mathcal{G} \times \mathcal{M}_L$ if $s_i = s_j$ and $\delta_{\mathbf{u}}^*(u_I, \sigma_{:i}) = \delta_{\mathbf{u}}^*(u_I, \sigma_{:j})$.

We will use the above definition to construct shorter label sequences with no cycles given a long label sequence. In particular, let $l_c \triangleq |\mathcal{S}||\mathcal{U}|$ be the number of states in $\mathcal{G} \times \mathcal{M}_L$. By the pigeonhole principle, we know that any state trajectory of length more than l_c has to visit some product state more than once, meaning that it has at least one cycle. In particular, given any proposition sequence σ , with $|\sigma| > l_c$, let $\bar{\sigma}$ be the subsequence of σ obtained by removing all the cycles in σ . Then, we know that $|\bar{\sigma}| \leq l_c$, since $\bar{\sigma}$ has at most all the unique states from σ , which cannot exceed l_c . Note that removing cycles preserves the last product state reached from following σ .

Next, we define *synchronized reward machine models*.

Definition 3. Let $\mathcal{G}_1 = (\mathcal{U}_1, u_I^1, \text{AP}, \delta_{\mathbf{u}}^1)$, $\mathcal{G}_2 = (\mathcal{U}_2, u_I^2, \text{AP}, \delta_{\mathbf{u}}^2)$ be two reward machine models, with $|\mathcal{U}_1|, |\mathcal{U}_2| \leq u_{\max}$. The **synchronized reward machine model** is a reward machine model defined as follows:

$$\begin{aligned} \mathcal{G}^{\text{sync}} &= (\mathcal{U}^{\text{sync}}, u_I^{\text{sync}}, \text{AP}, \delta_{\mathbf{u}}^{\text{sync}}) \\ \mathcal{U}^{\text{sync}} &= \mathcal{U}_1 \times \mathcal{U}_2, \\ u_I^{\text{sync}} &= (u_I^1, u_I^2), \\ \delta_{\mathbf{u}}^{\text{sync}}((u_i^1, u_j^2), l) &= (\delta_{\mathbf{u}}^1(u_i^1, l), \delta_{\mathbf{u}}^2(u_j^2, l)), \quad l \in \text{AP}. \end{aligned}$$

Similarly to a regular reward machine model, the product $\mathcal{G}^{\text{sync}} \times \mathcal{M}_L$ is well defined. The total number of states in $\mathcal{G}^{\text{sync}} \times \mathcal{M}_L$ is upper bounded by $l = |\mathcal{S}|u_{\max}^2$. In particular, consider an arbitrary label sequence $\sigma \in \text{Pref}(\mathcal{L}(\mathcal{M}_L))$, generated from a state sequence $\tau = (s_1, s_2, \dots, s^*)$, with $|\sigma| > |\mathcal{M}|u_{\max}^2$, and let $(u, u') = \delta_{\mathbf{u}}^{\text{sync},*}(u_I^{\text{sync}}, \sigma)$. This means that the synchronized product state (u, u', s^*) is reachable in $\mathcal{G}^{\text{sync}} \times \mathcal{M}_L$. Thus, by removing cycles of σ in $\mathcal{G}^{\text{sync}} \times \mathcal{M}_L$, we can construct a shorter prefix $\bar{\sigma}$, with $|\bar{\sigma}| \leq |\mathcal{M}|u_{\max}^2$, such that $(u, u') = \delta_{\mathbf{u}}^{\text{sync},*}(u_I^{\text{sync}}, \bar{\sigma})$, and s^* is the MDP state reached.

We are now ready for the proof of Proposition 2. We provide Figure 6 as an illustration of the proof.

Proof. For a shorthand notation, denote the first SAT instance in the proposition statement as $\text{SAT}_{u_{\max}, l}$ and the second SAT instance as $\text{SAT}_{u_{\max}, j}$. Also note that $\mathcal{E}_l^- \subseteq \mathcal{E}_j^-$ when $j \geq l$ as the negative examples can only grow as the depth increases. Throughout the proof, we interchange π_{PTP}^j and π_{PTP} as both are equal up to depth j .

We need to show that the additional negative examples in $\mathcal{E}_j^- \setminus \mathcal{E}_l^-$ do not change the set of satisfying assignments. The \Leftarrow direction is straightforward, since a satisfying assignment cannot become unsatisfying by removing constraints.

For the \Rightarrow direction, take a satisfying assignment $\{B_k\}_{k=1}^{|\text{AP}|}$ for $\text{SAT}_{u_{\max}, l}$ and assume by contradiction that $\{B_k\}_{k=1}^{|\text{AP}|}$ is not satisfying for $\text{SAT}_{u_{\max}, j}$ with $j > l$. Consider the reward machine model $\mathcal{G}^{\text{learned}}$, with the transition function $\delta_{\mathbf{u}}^{\text{learned}}$, corresponding to $\{B_k\}_{k=1}^{|\text{AP}|}$. Since $\{B_k\}_{k=1}^{|\text{AP}|}$ is unsatisfying for $\text{SAT}_{u_{\max}, j}$, then there exists a negative example $\{\sigma, \sigma'\} \in \mathcal{E}_j^- \setminus \mathcal{E}_l^-$ such that

$$\delta_{\mathbf{u}}^{\text{learned},*}(u_I, \sigma) = \delta_{\mathbf{u}}^{\text{learned},*}(u_I, \sigma'), \quad (14)$$

while $\pi_{\text{PTP}}^j(a^*|s^*, \sigma) \neq \pi_{\text{PTP}}^j(a^*|s^*, \sigma')$ for some $(s^*, a^*) \in \mathcal{S} \times \mathcal{A}$. These two facts are shown as $\neq_{\pi_{\text{PTP}}}$ and $=_u$ connecting σ and σ' in Figure 6.

Now, let $\mathcal{G}^{\text{true}} = (\mathcal{U}, u_I, \text{AP}, \delta_{\mathbf{u}}^{\text{true}})$ be a reward machine model consistent with π_{PTP} . We define the following nodes, along with the associated product states:

$$\begin{aligned} u^{\text{true}} &\triangleq \delta_{\mathbf{u}}^{\text{true}}(u_I, \sigma), & (u^{\text{true}}, s^*) &\in \mathcal{G}^{\text{true}} \times \mathcal{M}_L, \\ u^{\text{learned}} &\triangleq \delta_{\mathbf{u}}^{\text{learned}}(u_I, \sigma), & (u^{\text{learned}}, s^*) &\in \mathcal{G}^{\text{learned}} \times \mathcal{M}_L, \\ u^{\text{true},'} &\triangleq \delta_{\mathbf{u}}^{\text{true}}(u_I, \sigma'), & (u^{\text{true},'}, s^*) &\in \mathcal{G}^{\text{true}} \times \mathcal{M}_L, \\ u^{\text{learned},'} &\triangleq \delta_{\mathbf{u}}^{\text{learned}}(u_I, \sigma'), & (u^{\text{learned},'}, s^*) &\in \mathcal{G}^{\text{learned}} \times \mathcal{M}_L. \end{aligned}$$

Hence, by (14), we have that $u^{\text{learned}} = u^{\text{learned},'}$. Let $\mathcal{G}^{\text{sync}}$ be the synchronized reward machine model between $\mathcal{G}^{\text{learned}}$ and $\mathcal{G}^{\text{true}}$ according to Definition 3. We observe the following:

$$\begin{aligned} (u^{\text{true}}, u^{\text{learned}}) &= \delta_{\mathbf{u}}^{\text{sync},*}(u_I^{\text{sync}}, \sigma), & (u^{\text{true}}, u^{\text{learned}}, s^*) &\in \mathcal{G}^{\text{sync}} \times \mathcal{M}_L, \\ (u^{\text{true},'}, u^{\text{learned},'}) &= \delta_{\mathbf{u}}^{\text{sync},*}(u_I^{\text{sync}}, \sigma'), & (u^{\text{true},'}, u^{\text{learned},'}, s^*) &\in \mathcal{G}^{\text{sync}} \times \mathcal{M}_L. \end{aligned}$$

This means that the synchronized product states $(u^{\text{true}}, u^{\text{learned}}, s^*)$ and $(u^{\text{true},'}, u^{\text{learned},'}, s^*)$ are both reachable in $\mathcal{G}^{\text{sync}} \times \mathcal{M}_L$. Thus, by removing cycles, there must exist shorter sequences, $\bar{\sigma}, \bar{\sigma}'$, with $|\bar{\sigma}|, |\bar{\sigma}'| \leq |\mathcal{S}|u_{\max}^2$, such that:

$$\begin{aligned} (u^{\text{true}}, u^{\text{learned}}) &= \delta_{\mathbf{u}}^{\text{sync},*}(u_I^{\text{sync}}, \bar{\sigma}), \\ (u^{\text{true},'}, u^{\text{learned},'}) &= \delta_{\mathbf{u}}^{\text{sync},*}(u_I^{\text{sync}}, \bar{\sigma}'). \end{aligned} \quad (15)$$

Note that s^* is still the reached MDP state in both synchronized product nodes above. By the definition of $\delta_{\mathbf{u}}^{\text{sync},*}$, we can decompose (15) into:

$$\begin{aligned} u^{\text{true}} &= \delta_{\mathbf{u}}^{\text{true}}(u_I, \bar{\sigma}), & u^{\text{learned}} &= \delta_{\mathbf{u}}^{\text{learned}}(u_I, \bar{\sigma}), \\ u^{\text{true},'} &= \delta_{\mathbf{u}}^{\text{true}}(u_I, \bar{\sigma}'), & u^{\text{learned},'} &= \delta_{\mathbf{u}}^{\text{learned}}(u_I, \bar{\sigma}'). \end{aligned} \quad (16)$$

This means that σ and $\bar{\sigma}$ lead to the same node u^{true} in $\mathcal{G}^{\text{true}}$. Similarly, σ' and $\bar{\sigma}'$ both lead to the same node $u^{\text{true},'}$. Since $\mathcal{G}^{\text{true}}$ is consistent with π_{PTP} , the following holds:

$$\begin{aligned} \pi_{\text{PTP}}(a|s^*, \bar{\sigma}) &= \pi_{\text{PTP}}(a|s^*, \sigma), & \forall a \in \mathcal{A}, \\ \pi_{\text{PTP}}(a|s^*, \bar{\sigma}') &= \pi_{\text{PTP}}(a|s^*, \sigma'), & \forall a \in \mathcal{A}. \end{aligned} \quad (17)$$

Since $\pi_{\text{PTP}}(a^*|s^*, \sigma) \neq \pi_{\text{PTP}}(a^*|s^*, \sigma')$ due to our contradiction assumption, we conclude from (17) that $\pi_{\text{PTP}}(a^*|s^*, \bar{\sigma}) \neq \pi_{\text{PTP}}(a^*|s^*, \bar{\sigma}')$. However, $u^{\text{learned}} = u^{\text{learned},'}$ combined with (16) implies that $\delta_{\mathbf{u}}^{\text{learned}}(u_I, \bar{\sigma}) = \delta_{\mathbf{u}}^{\text{learned}}(u_I, \bar{\sigma}')$, contradicting that $\{B_k\}_{k=1}^{|\text{AP}|}$ is a SAT assignment for the depth l . This concludes the proof. \square

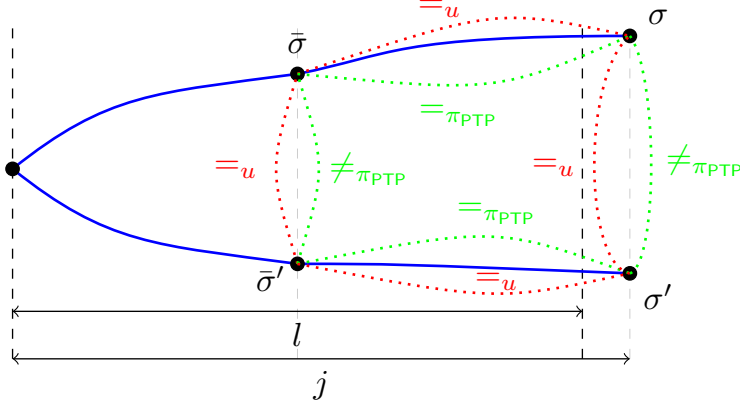


Figure 6: Proof Illustration of Proposition 2. $=_{\pi_{\text{PTP}}}, \neq_{\pi_{\text{PTP}}}$ means that the prefix tree policy π_{PTP} is equal/different for the corresponding sequences. $=_u$ means that the corresponding sequences arrive at the same node in $\mathcal{G}^{\text{learned}}$.

B Experiment Details and Additional Results

B.1 Tabular BlockWorld MDP

To generate the expert trajectory dataset, we first compute the product policy given the BlockWorld MDP dynamics and the corresponding ground-truth reward machine. We use soft bellman iteration to find the optimal product policy. The procedure is summarized in Algorithm 2.

Algorithm 2: Soft Bellman Iteration on the Product MDP

Input: MDP \mathcal{M} , ground-truth reward machine \mathcal{R} , labeling function L , tolerance ϵ .

Output: Optimal product policy π^*

- 1 Construct product MDP $\mathcal{M}_{\text{Prod}} = (\mathcal{S}', \mathcal{A}', \mathcal{P}', \mu'_0, \gamma', r')$ as in Section 2.2.
 - 2 Initialize

$$V_0(s, u) \leftarrow 0 \quad \forall (s, u) \in \mathcal{S}', \quad \text{error} \leftarrow \infty, \quad k \leftarrow 0$$
 - 3 **while** $\text{error} > \epsilon$ **do**
 - 4 **foreach** $(s, u) \in \mathcal{S}'$ **do**
 - 5 **foreach** $a \in \mathcal{A}'$ **do**
 - 6 $Q_{k+1}(s, u, a) \leftarrow r'((s, u), a) + \gamma' \sum_{(s', u') \in \mathcal{S}'} \mathcal{P}'((s, u), a, (s', u')) V_k(s', u')$
 - 7 $V_{k+1}(s, u) \leftarrow \log \sum_{a \in \mathcal{A}'} \exp(Q_{k+1}(s, u, a))$
 - 8 $\text{error} \leftarrow \max_{(s, u) \in \mathcal{S}'} |V_{k+1}(s, u) - V_k(s, u)|$
 - 9 $k \leftarrow k + 1$
 - 10 **foreach** $(s, u) \in \mathcal{S}', a \in \mathcal{A}'$ **do**
 - 11 $\pi^*(a | s, u) \leftarrow \exp(Q_k(s, u, a) - V_k(s, u))$
 - 12 **return** π^*
-

At each time step, we use the visited proposition prefix σ to find the reached node u on the true reward machine, using $u = \delta_u^*(u_I, \sigma)$. We then sample an action from the true product policy $\pi^*(a | s, u)$, where s is the MDP state reached. We keep count of the sampled actions at all state-prefix pairs for constructing the prefix tree policy. The procedure is summarized in Algorithm 3. In the following section, we show the results for the **stack** and **stack-avoid** tasks.

Algorithm 3: Constructing the Prefix-Tree Policy via Simulation

Input: MDP \mathcal{M} , reward machine \mathcal{R} , true product policy $\pi^*(a \mid s, u)$, # trajectories N , trajectory length H

Output: Prefix-tree policy π_{PTP}^H

```
1 Initialize counts:  $C(\sigma, s, a) \leftarrow 0$  for all prefixes  $\sigma$ , states  $s \in \mathcal{S}$ , actions  $a \in \mathcal{A}$ .
2 for  $i \leftarrow 1$  to  $N$  do
3    $\sigma \leftarrow \epsilon$  (empty prefix)
4    $s \sim \mu_0$  (initial MDP state)
5    $u \leftarrow u_I$  (initial RM node)
6   for  $t \leftarrow 1$  to  $H$  do
7      $u \leftarrow \delta_u(u, \sigma)$ ;
8     Sample  $a \sim \pi^*(\cdot \mid s, u)$ ;
9     Execute  $a$ , observe  $s' \sim \mathcal{P}(s, a)$  and label  $\ell \leftarrow L(s')$ ;
10     $\sigma \leftarrow \sigma \parallel \ell$  (concatenation);
11     $C(\sigma, s, a) \leftarrow C(\sigma, s, a) + 1$ ;
12     $s \leftarrow s'$ ;
13 foreach prefix  $\sigma$ , state  $s$ , action  $a$  do
14    $\pi_{\text{PTP}}^H(a \mid s, \sigma) = \frac{C(\sigma, s, a)}{\sum_{a' \in \mathcal{A}} C(\sigma, s, a')}$ .
15 return  $\pi_{\text{PTP}}^H$ 
```

B.1.1 (stack) task

We simulated varying size demonstration datasets and solved our SAT problem with each. In Table 4, we show the effect of the number of demonstrations in reducing the number of satisfying solutions. With a demonstration dataset of size $1M$, the ground-truth (**stack**) reward machine is recovered up-to-renaming. However, even a demonstration set of size 5000 can indeed reduce the number of satisfying solutions to 4. These 4 solutions include the ground-truth reward machine (accounting for 2 solutions due to renaming), and the reward machine (up-to-renaming again) shown in Figure 7b, where $\delta_u(u_2, \mathbf{a}) = u_1$, instead of $\delta_u(u_2, \mathbf{a}) = u_2$ as in the ground-truth reward machine.

$ \mathcal{D} $	$ \tau $	$ \mathcal{E}^- $	α	# SAT solutions
1000	20	84	0.05	24
3000	20	226	0.05	12
5000	20	304	0.05	4
10000	20	456	0.05	4
0.1M	20	1965	0.05	4
1M	20	6242	0.05	2

Table 4: Size of the simulated dataset vs. the number of satisfying solutions.

B.1.2 (stack-avoid) task

In Table 5, we similarly show the effect of the size of the simulated dataset on the number of satisfying solutions for the **stack-avoid** task. In this task, $1M$ trajectories were not enough to extract all the necessary negative examples to reduce the number of solutions to 2. However, a much smaller dataset of size 1000 was enough to reduce the number of solutions to 4, which we can manually inspect. These solutions are shown in Figures 8a and 8b (up-to-renaming). The reward machine in Figure 8b differs from the ground-truth reward machine by assigning $\delta_u(u_1, \mathbf{st}_{\text{bd}}) = u_1$, instead of $\delta_u(u_1, \mathbf{st}_{\text{bd}}) = u_2$. Such an ambiguity could have been resolved by a negative example of the form $\{\sigma_1 = \mathbf{st}_1, \mathbf{i}, \mathbf{st}_1, \sigma_2 = \mathbf{st}_1, \mathbf{i}, \mathbf{st}_{\text{bd}}, \mathbf{i}, \mathbf{st}_1\}$, which the MDP is capable of producing given the length of the simulated trajectories. However, since the policy

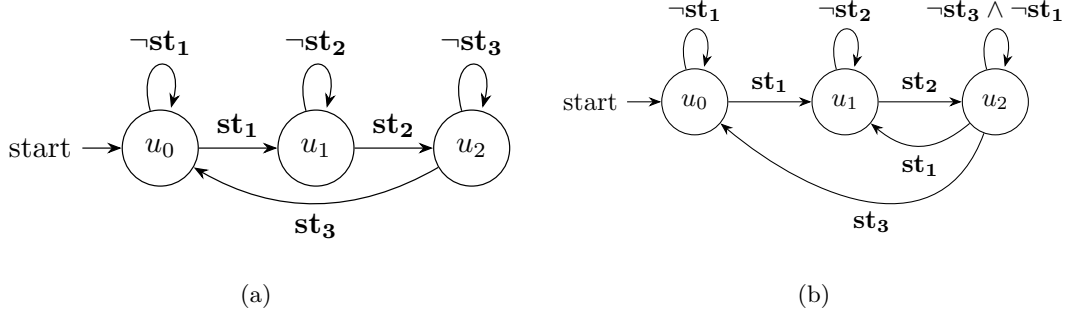


Figure 7: Recovered Reward Machine Models for **stack** task.

becomes uniformly random after reaching **st_{bd}**, simulating such negative examples might require a much larger dataset.

$ \mathcal{D} $	$ \tau $	$ \mathcal{E}^- $	α	# SAT solutions
100	20	24	0.05	40
200	20	37	0.05	8
500	20	77	0.05	8
1000	20	130	0.05	4
0.1M	20	1680	0.05	4
1M	20	4771	0.05	4

Table 5: Size of the simulated dataset vs. the number of satisfying solutions.

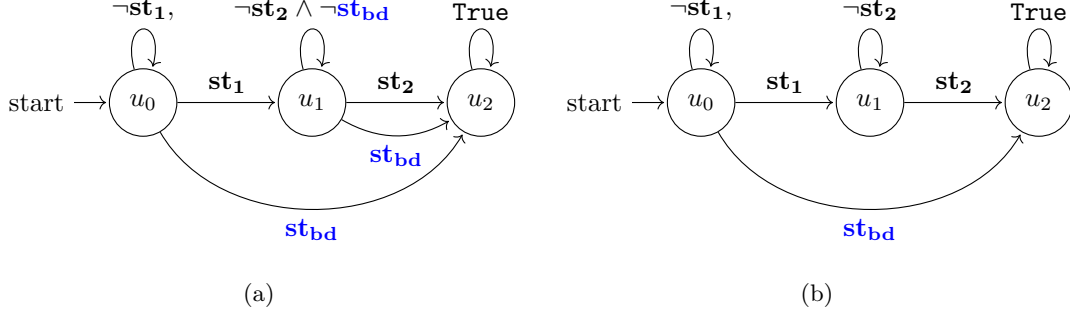


Figure 8: Recovered Reward Machine Models for **stack-avoid** task.

B.2 2D-Continuous Robotics Reacher Arm

B.2.1 Expert policy training using deep RL

To train the policy, we used the standard **Reacher-v5** environment from Gymnasium, augmented with custom wrappers to discretize the action space and introduce randomized initial conditions. We also increased the episode horizon from the default 50 steps to 160 steps in order to match the expected time to visit all 3 desired poses and finish the task. The **DiscreteReacherActionWrapper** maps the continuous two-dimensional action space to a **MultiDiscrete** space of 25 torque combinations by restricting each component to one of five values: $\{-1.0, -0.5, 0.0, 0.5, 1.0\}$. Additionally, the **ForceRandomizedReacher** wrapper introduces randomized initial joint positions and velocities at each episode reset to promote robustness and generalization. This modification was essential, as the default initial conditions in the base environment are typically limited to small perturbations around fully-extended arm configurations. Training solely from such narrow

initializations led to poor task performance and limited the policy’s ability to generalize across the broader state space.

We trained a Proximal Policy Optimization (PPO) agent using the `stable-baselines3` library, with all the default settings and hyperparameters. To accelerate training, we employed a vectorized environment with 50 parallel instances running on CPU. The agent was trained for 20 million time steps using a multilayer perceptron (MLP) policy.

B.2.2 Discretizing the state space and sampling the policy

The MDP state space is generated by discretizing the shoulder angle θ_1 , the elbow angle θ_2 , and the angular velocities $\dot{\theta}_1, \dot{\theta}_2$. The angles are discretized uniformly in $[-\pi, \pi]$ with a bin size of $10^\circ \approx 0.17$ radians. The angular velocities are discretized uniformly in $[-14, 14]$ with a bin size of 0.25 rad/s. This leads to $\approx 17.4M$ states in the MDP.

When sampling an action from the optimal policy, we first identify the discrete state corresponding to the current continuous state. The action is then sampled at the center point of that discrete region. This approach standardizes the policy’s behavior across different continuous states that map to the same discrete representation, ensuring consistency within each discretized region of the state space.

B.3 Real-world Mice Navigation

For recovering the reward function, we first need to construct the product policy. However, real-world data generally do not perfectly fit the assumed mathematical models, i.e., the max entropy assumption. Since most of the states in the MDP are unvisited, and many action are not sampled at most of the states, the product policy is predominantly sparse ($\sim 92\%$ of the action probabilities are 0). We preprocess the policy by clipping its minimum value to 0.05. This allows us to use the results from (Shehab et al., 2024) to compute the reward function, as we requires computing the log of the policy. The reward space is constrained to satisfy the feature-decomposition which the reward machine provides. However, there is generally no guarantee that we can find such a featurized reward function that can perfectly induce any product policy. With the shown reward in Figure 5c, the norm difference between the induced policy and the true policy is 2.66 (the norm difference with a uniformly random policy is 2.97). By increasing u_{\max} to 3, one of the recovered reward machines is shown in Figure 9, which yields a slightly larger policy difference norm of 2.71.

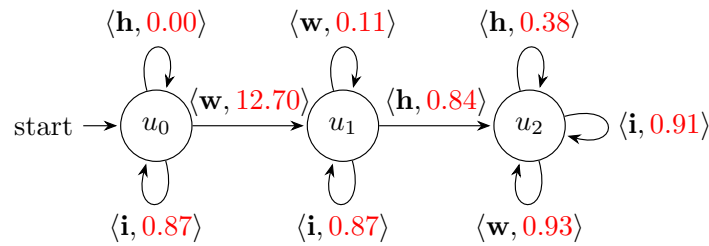


Figure 9: Recovered Reward machine for Mice Dataset with $u_{\max} = 3$.