

# Think or Step-by-Step? UnZIPping the Black Box in Zero-Shot Prompts

Nikta Gohari Sadr, Sangmitra Madhusudan, and Ali Emami

Brock University, Saint Catharines, Canada

{zu22of, sm20pd, aemami}@brocku.ca

## Abstract

Zero-shot prompting techniques have significantly improved the performance of Large Language Models (LLMs). However, we lack a clear understanding of why zero-shot prompts are so effective. For example, in the prompt “Let’s think step-by-step,” is *think* or *step-by-step* more crucial to its success? Existing interpretability methods, such as gradient-based and attention-based approaches, are computationally intensive and restricted to open-source models. We introduce the ZIP score (Zero-shot Importance of Perturbation score), a versatile metric applicable to both open and closed-source models, based on systematic input word perturbations. Our experiments across four flagship models, seven widely-used prompts, and several tasks reveal that: (1) word importance varies significantly by task type, with mathematical tasks prioritizing structured instruction words; (2) proprietary models align more closely with human judgments than open-source ones; (3) nouns consistently show the highest importance (47.4%–65.9%); and (4) ZIP scores inversely correlate with model performance ( $|r| > 0.9$ ), indicating stronger prompt effects on challenging tasks. These findings enhance our understanding of LLM behavior and contribute to developing more effective zero-shot prompts and improved model analysis.<sup>1</sup>

## 1 Introduction

Prompting techniques have revolutionized how we use Large Language Models (LLMs), significantly improving their performance across various tasks. From Chain-of-Thought (CoT) (Wei et al., 2022) to Self-Consistency (Wang et al., 2023b) and Least-to-Most prompting (Zhou et al., 2022), these methods have expanded LLM capabilities. Zero-shot prompts, which guide models without task-specific training examples, have emerged as particularly

effective and practical, offering broad generalization and multi-task abilities (Kojima et al., 2022). However, despite their success, we lack a clear understanding of why these prompts are so effective, particularly at the level of individual words.

Consider the following example:

**Example 1. Problem:** Alice has 5 apples. She gives 2 to Bob and 1 to Charlie. How many apples does Alice have left?

**Zero-shot CoT:** Let’s think step-by-step.

**Model Output:**

1. Alice starts with 5 apples.
2. She gives away  $2 + 1 = 3$  apples.
3. Apples left =  $5 - 3 = 2$

**Answer:** Alice has 2 apples left.

Despite the success of such zero-shot prompting techniques, a gap in our understanding remains: What is it about these prompts that is so effective, particularly at the level of individual words? In the above prompt, which term has more influence on the model output: ‘think’ or ‘step-by-step’?

Current methods for interpreting input word significance in LLMs typically rely on gradients (Wallace et al., 2019; Yin and Neubig, 2022; Ferrando et al., 2023; Wu et al., 2023) or attention mechanisms (Modarressi et al., 2022; Tenney et al., 2020; Ferrando et al., 2022). However, these methods require access to internal model parameters and face reliability issues (Wang et al., 2020; Jain and Wallace, 2019; Ethayarajh and Jurafsky, 2021; Zhao et al., 2024; Bastings and Filippova, 2020).

Following established work (Choudhary et al., 2022; Saleem et al., 2022; Feng et al., 2018), we define **word importance** as *the degree to which a word’s presence, absence, or modification impacts model performance on a given task*. This definition captures both semantic and structural importance through systematic perturbations: a word is considered important if replacing it with semantically similar alternatives (synonyms), related concepts

<sup>1</sup>The complete codebase and documentation of language model interactions will be publicly available upon publication.

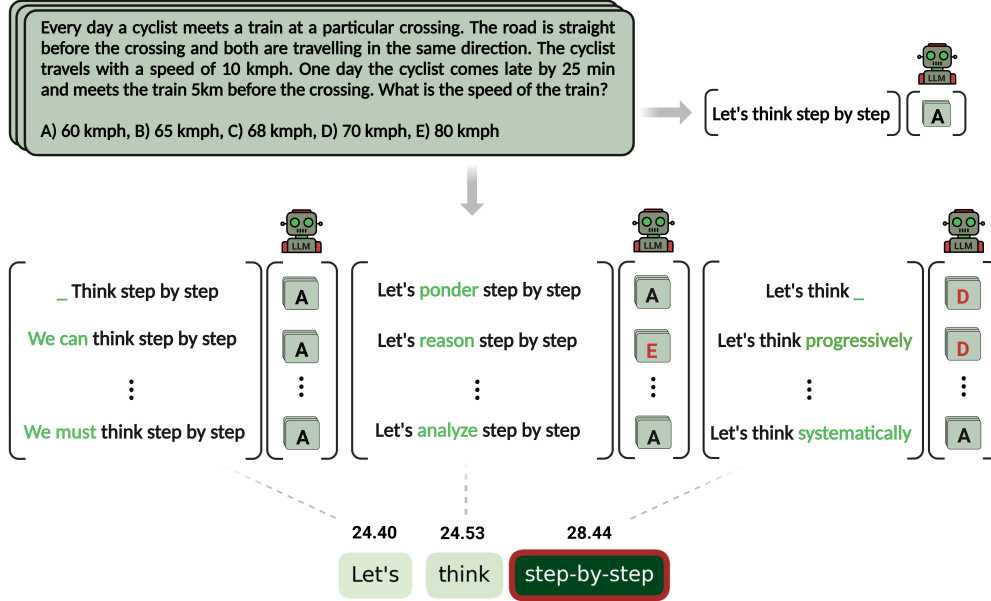


Figure 1: ZIP score generation process for the Chain-of-Thought prompt using GPT-4o mini on a AQUA-RAT dataset instance. Perturbed prompts are compared to the original, generating word-level ZIP scores. The red box highlights “step-by-step” as significantly important based on statistical analysis.

(co-hyponyms), or removing it altogether significantly affects the model’s output.

Our paper introduces the ZIP score (Zero-shot Importance of Perturbation score), a novel metric for assessing word importance in zero-shot instructional prompts that works with both open and closed-source models. Figure 1 provides an overview of the methodology. Our approach is validated through controlled experiments, statistical analyses, and is compared with human judgment across seven zero-shot prompts, four LLMs, and several classification and translation tasks.

Our key findings reveal that: (1) Word importance varies significantly by task type (e.g., “step-by-step” for mathematical tasks vs. “think” for reasoning tasks); (2) Proprietary models like GPT-4o mini align more closely with human judgments of word importance than open-source models; (3) Nouns consistently show the highest importance (47.4%–65.9% of significant words) across all models; and (4) ZIP scores inversely correlate with model performance ( $\text{lrl} > 0.9$ ), indicating that prompts have a greater impact on challenging tasks.

## 2 Related Work

Feature importance interpretation in language models is typically approached through three main methods: gradient-based, attention-based, and perturbation-based (Choudhary et al., 2022).

**Gradient-Based Methods** identify influential features by calculating the gradient of the output

logits with respect to input elements (Wallace et al., 2019). Recent advances include gradient-based post hoc contrastive explanations for model predictions (Yin and Neubig, 2022; Ferrando et al., 2023) and analyses of how CoT prompting affects saliency scores (Wu et al., 2023). However, these methods face significant limitations: they require access to model internals, making them inapplicable to closed-source models. Furthermore, research has shown that model gradients can be easily manipulated, raising concerns about the reliability of gradient-based analyses (Wang et al., 2020).

**Attention-Based Methods** interpret feature importance by analyzing the weighted sum of intermediate representations in neural networks (Modarressi et al., 2022; Tenney et al., 2020; Ferrando et al., 2022). While intuitive, these approaches have several drawbacks. For one, the attention weights do not always correspond to the most important features for model predictions (Jain and Wallace, 2019) and may not correlate well with other feature importance measures (Ethayarajh and Jurafsky, 2021). Moreover, attention weights often contain redundant and mixed information, leading to unreliable explanations (Bastings and Filipova, 2020). Like gradient-based methods, these approaches also require access to model internals, limiting their applicability to open-source models.

**Perturbation-Based Methods** can analyze any LLM regardless of architecture accessibility by measuring how outputs change when inputs are

modified. As (Choudhary et al., 2022) describes, “a word (token) or a collection of words (tokens) are modified or removed from the input samples, and a resulting change is measured.”

Notable approaches include LIME (Ribeiro et al., 2016), which creates local linear approximations of model behavior, and other dataset instance perturbations (Zafar and Khan, 2019). Recent research has extended these methods to few-shot demonstrations (Liu et al., 2023) and system prompts (Hackmann et al., 2024; Yin et al., 2023).

Despite these advancements, there remains a significant gap in the interpretation of zero-shot instructional prompts. Current research often uses basic token masking, which may oversimplify prompt semantics. It can also result in incoherent perturbations, potentially failing to interpret the true impact of the word on model predictions (Yin et al., 2023; Feng et al., 2018). Our research addresses this by introducing a new metric that employs a variety of meaningful perturbations to reveal the importance of each word in zero-shot instructional prompts.

### 3 The ZIP score

The ZIP score quantifies the importance of individual words in a prompt by measuring how much the model’s performance changes when that word is perturbed or removed. This method allows us to systematically identify which words are most crucial for the model’s performance on a given task.

#### 3.1 Formalization of the ZIP score

We formalize the ZIP score through the following steps, using a running example:

**Example Task ( $T$ ):** Determine whether a number is prime or composite.

**Original Prompt ( $P$ ):** “Take a deep breath and work on this problem step-by-step” (Luo et al., 2024)

##### Step 1: Prompt Representation

Let  $P$  represent the original prompt, where  $P = w_1, w_2, \dots, w_n$  and  $w_i$  denotes the  $i$ -th word.<sup>2</sup>

**Example:**

$P = [\text{“Take”, “a”, “deep”, “breath”, “and”, “work”, “on”, “this”, “problem”, “step-by-step”}]$

<sup>2</sup>Throughout this paper, we use “word” to refer to any token resulting from our space-based tokenization method. This may include contractions, compound words, or multi-word expressions.

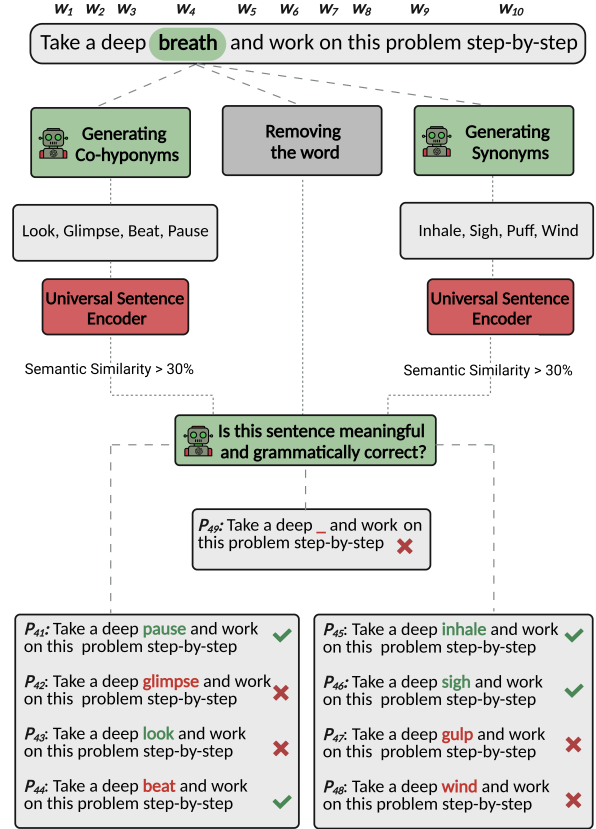


Figure 2: Perturbation generation and filtering process for a sample prompt

#### Step 2: Perturbation Generation

For each word  $w_i$  in  $P$ , we generate a set of perturbations  $\{P_{i1}, P_{i2}, \dots, P_{ik}\}$ , through context-aware synonym replacement and co-hyponym replacement using GPT-4<sup>3</sup>, and word removal. Synonyms provide similar meanings, co-hyponyms<sup>4</sup> introduce related concepts, and removal tests word necessity. Each  $P_{ij}$  represents a modified version of  $P$  where  $w_i$  has been replaced or omitted.

**Example:** For  $w_4 = \text{“breath”}$ :

- $P_{41} = \text{“Take a deep pause and work on ...”}$
- $P_{42} = \text{“Take a deep glimpse and work on ...”}$
- $P_{43} = \text{“Take a deep look and work on ...”}$

Aligned with existing literature on perturbation-based methods (Choudhary et al., 2022; Ivanovs et al., 2021; Saleem et al., 2022), we posit that a word’s importance is indicated by the model’s performance shifts in response to any meaningful alteration of that word, whether through subtle mean-

<sup>3</sup>GPT-4 consistently outperformed traditional tools like NLTK (Bird et al., 2009) in generating contextually appropriate alternatives in our preliminary tests.

<sup>4</sup>A co-hyponym is a word that shares the same category or group with another word, but both are specific examples of a broader term (hypernym).

ingful shifts or its complete removal. (see §7 for analyses and demonstrations of this phenomenon).

To create a final set of perturbations that provides meaningful insight into the impact of each word on the model output, as depicted in Figure 2, we filter the perturbed sentences as follows:

1. The Universal Sentence Encoder (Cer et al., 2018) to measure semantic similarity between  $P$  and  $P_{ij}$ , keeping those with >30% similarity.<sup>5</sup>
2. GPT-4 evaluation to assess grammatical correctness and semantic viability of each  $P_{ij}$ .

Determined by our filtering process,  $P_{42}$  is excluded due to its insufficient semantic similarity and grammatical inconsistencies. Consequently, the final set of perturbations includes  $P_{41}$  and  $P_{43}$ .

We maintained cost-effectiveness in using large language models by optimizing token usage and the output format, reducing the tokens needed for perturbation generation and selection. Additionally, our primary filter, using Universal Sentence Encoder, discards unrelated perturbations, thereby minimizing unnecessary API calls for grammatical verification<sup>6</sup>. Across the seven instructional prompts, this filtering process resulted in an average of 9.04 perturbed sentences per word. Detailed prompts and examples for perturbation creation and evaluation are provided in Appendix Sections A.6 and A.7.

### Step 3: Model Prediction

We input the original prompt  $P$  and each of its validated perturbed variants  $P_{ij}$  into the language model  $M$  to address an instance of task  $T$  which we refer to as  $t$ .

**Example ( $t$ ):** Is 29 prime or composite?

$$\begin{aligned}\text{pred}_t^M(P) &= \text{"Prime"} \quad (\text{Correct}) \\ \text{pred}_t^M(P_{41}) &= \text{"Prime"} \quad (\text{Correct}) \\ \text{pred}_t^M(P_{43}) &= \text{"Composite"} \quad (\text{Incorrect})\end{aligned}$$

### Step 4: Disagreement Calculation

We define a disagreement function  $d$  that measures the difference between the model predictions for each perturbed prompt ( $P_{ij}$ ) and the original prompt ( $P$ ). This function varies according to the type of task  $T$ . For instance  $t$  of classification tasks:

$$d_t^M(P, P_{ij}) = \begin{cases} 1 & \text{if } \text{pred}_t^M(P) \neq \text{pred}_t^M(P_{ij}) \\ 0 & \text{otherwise} \end{cases}$$

<sup>5</sup>This threshold was chosen to balance maintaining context while allowing meaningful alterations (see table 24 in A.7).

<sup>6</sup>For the CoT prompt, the entire perturbation generation and grammatical verification process uses fewer than 2150 input/output tokens, effectively balancing cost and quality.

### Example:

$$\begin{aligned}d_t^M(P, P_{41}) &= 0 \quad (\text{No disagreement}) \\ d_t^M(P, P_{43}) &= 1 \quad (\text{Disagreement})\end{aligned}$$

For an instance  $t$  of translation tasks:

$$d_t^M(P, P_{ij}) = |\text{BLEU}_t^M(P) - \text{BLEU}_t^M(P_{ij})|$$

Here  $\text{BLEU}_t^M(P)$  and  $\text{BLEU}_t^M(P_{ij})$  are the BLEU scores (Papineni et al., 2002) for translations generated from the original and perturbed prompts, respectively.

**Translation Example:** For the task of translating “The cat is on the mat” to French, assume:

$$\begin{aligned}\text{BLEU}_t^M(P) &= 0.85, \\ \text{BLEU}_t^M(P_{41}) &= 0.83, \\ \text{BLEU}_t^M(P_{43}) &= 0.72 \\ d_t^M(P, P_{41}) &= |0.85 - 0.83| = 0.02, \\ d_t^M(P, P_{43}) &= |0.85 - 0.72| = 0.13\end{aligned}$$

**Step 5: ZIP score Calculation** Finally, for each word  $w_i$ , we compute the ZIP score  $\text{ZIP}_T^M(w_i)$  by averaging disagreement scores across all perturbations of  $w_i$  and all dataset instances:

$$\text{ZIP}_T^M(w_i) = 100 \cdot \frac{1}{N} \sum_{t=1}^N \left( \frac{1}{k} \sum_{j=1}^k d_t^M(P_i, P_{ij}) \right)$$

Where  $N$  is the number of dataset instances,  $k$  is the number of valid perturbations for each word,  $P_i$  is the original prompt for the  $i$ -th dataset instance, and  $P_{ij}$  is the  $j$ -th perturbation of word  $w_i$  in the  $t$ -th dataset instance.

**Example:** For  $w_4 = \text{"breath"}$  in a single dataset instance ( $t = 1$ ):

$$\begin{aligned}\text{ZIP}_{\text{Classif.}}^M(\text{"breath"}) &= 100 \cdot \frac{1}{2}(0 + 1) = 50 \\ \text{ZIP}_{\text{Transl.}}^M(\text{"breath"}) &= 100 \cdot \frac{1}{2}(0.02 + 0.13) = 7.5\end{aligned}$$

The ZIP score ( $\in [0, 100]$ )<sup>7</sup> represents the average percentage change in model performance observed across all tested dataset instances when perturbing a given word.<sup>8</sup> This metric is adaptable to various performance measures, making it versatile for different types of tasks. Interpreting the ZIP score is straightforward: a higher score indicates greater word importance, as perturbing it leads to larger changes in model output. Conversely, a lower score suggests the word has less impact on performance for the given task.

<sup>7</sup>The 100x scaling factor normalizes ZIP scores to a 0-100 range for easier interpretation and comparison across tasks.

<sup>8</sup>For simplicity, we show the process for one word in a dataset instance; in practice, this repeats for all prompt words, averaging ZIP scores across instances.



### 3.2 Identifying Significantly Important Words

To determine which words are significantly important in prompts, we use a statistical approach that distinguishes between the inherent variability in model outputs and the effects of our perturbations:

1. For each word in the prompt, we generate a set of perturbed prompts (the same set used in the ZIP score calculation).
2. We repeatedly input both the original prompt and each of its perturbed versions to the model, generating multiple outputs for each. The number of times we re-prompt with the original prompt matches the number of perturbations for that word, ensuring a balanced comparison.
3. We compare the ZIP scores from the original re-prompts with those from each perturbed prompt using the Wilcoxon rank-sum test.

The Wilcoxon rank-sum test evaluates whether two independent samples (i.e., the outputs from the original re-prompts and a perturbed prompt) come from the same distribution. Words yielding a p-value  $< 0.05$  are considered ‘significantly important’.

### 4 Controlled Pre-Experiment

Despite the success of zero-shot prompts, establishing a ground truth for word-level importance within them is challenging because we may not know which words *should* matter most. To address this, we created a set of 20 simple zero-shot instructional *validation prompts*, each designed so that a single predetermined ‘key word’ determines the correct output. For example, consider the prompt “Say the word green”. Here, “green” is the key word: if the model does not produce “green” exactly, it fails. By knowing in advance which word is crucial for a correct output, we can objectively assess the effectiveness of interpretability methods.

**Prompt Design and Methodologies:** We constructed 20 validation prompts (Table 2) with varied syntax and structure, such as “Print the digits 123”, “Type the letter X”, and “Print *carrot* with no additional text”. Each prompt contains a key word that directly determines the correct output - any alteration to this word should change the model’s response. For example, in “Print the digits 123”, only perturbations to “123” should affect whether the model outputs “123” correctly. Table 11 (A.2) confirms these prompts isolate the key word’s influence on GPT-4o mini’s output.

We evaluate both our ZIP method and LIME (Ribeiro et al., 2016), a widely-used perturbation-

based explanation method, on this validation set. For ZIP, we apply our standard perturbation techniques to each validation prompt, measuring output changes using our disagreement function ( $d = 1$  for incorrect outputs,  $d = 0$  for correct ones). Unlike ZIP’s diverse perturbation approach, LIME relies solely on random word removal to estimate importance through linear modeling. Implementation details for LIME are provided in §5.

**Validation Criteria:** We consider an interpretability method successful if it consistently identifies the known key word as the most important term. For each prompt, a method scores correctly if it assigns the highest importance to the key word, and its accuracy is calculated as the percentage of prompts in which it succeeds. This provides a quantitative measure of the reliability of each method in identifying crucial prompt words.

## 5 Experimental Setup

**Prompts** We evaluated seven zero-shot instructional prompts across various datasets, as detailed in Table 1. These prompts were selected based on their proven effectiveness and generalization capabilities in recent literature. We used a simple space-based tokenization method, where tokens are defined as sequences of characters separated by whitespace.<sup>9</sup> Dataset-specific prompts are included in the Appendix A.6 (Table 21).

**Datasets** We selected a diverse range of datasets known for effectively testing zero-shot prompts, as highlighted in bold in Table 1. For classification tasks, datasets included GSM8K (Cobbe et al., 2021), AQUA-RAT (Ling et al., 2017), and the Big Bench dataset (Srivastava et al., 2023). Translation tasks used the WMT19 dataset, concentrating on Chinese and German languages. We evaluated on 150 instances per dataset, which we determined was sufficient to provide statistically significant results while managing computational costs.

**Models** Four models were used in our experiments: GPT-4o mini, GPT-3.5-turbo, Llama-2-70B-chat, and Mixtral-8x7B-Instruct-v0.1 (OpenAI, 2023; Touvron et al., 2023; Jiang et al., 2024). Each model was configured with a temperature of 0.5 to balance between deterministic outputs and allowing for some variability. For token usage estimates per prompt, see Appendix A.8.

<sup>9</sup>This approach preserves contractions and compound words (e.g., “Let’s” as one token), which are often semantically important in instructional prompts.

Code	Prompt	Dataset
0-CoT	Let’s think step-by-step. (Kojima et al., 2024)	MultiArith, <b>GSM8K</b> , <b>AQUA-RAT</b> , SVAMP, <b>BIG-bench</b> , etc.
0-CoTB	Take a deep breath and work on this problem step-by-step. (Yang et al., 2024)	MultiArith, <b>GSM8K</b> , <b>AQUA-RAT</b> , BBH
0-CoTR	Let’s work this out in a step-by-step way to be sure we have the right answer. (Zhou et al., 2023)	MultiArith, <b>GSM8K</b> , <b>BIG-bench</b> , etc.
0-IRR	Feel free to ignore irrelevant information in the problem description. (Shi et al., 2023)	GSM-IC, <b>GSM8k</b>
0-PS	Let’s first understand the problem and devise a plan to solve it. Then, solve it step-by-step. (“Plan & Solve”) (Wang et al., 2023a)	MultiArith, <b>GSM8K</b> , <b>AQUA-RAT</b> , AddSub, SingleEq, etc.
0-DSP	Provide the translation step-by-step, then complete the sentence. (“Domain Specific Prompting”) (Peng et al., 2023)	WMT22, <b>WMT19 (German and Chinese)</b>
0-DTG	Detect the error type first, then refine the translation. (“Deliberate then Generate”) (Li et al., 2023)	<b>WMT</b> , etc. (German, Czech, Chinese, etc)

Table 1: Overview of the zero-shot instructional prompts used in our experiments, alongside the datasets they were tested on. Datasets highlighted in bold indicate specific use for our study.

**LIME Baseline** For our validation prompts, we configured LIME to treat the task as binary classification: Label 1 represents the target word (e.g., “green” for “Say the word green”), and Label 2 represents any other output. LIME automatically creates perturbations and fits a linear surrogate model to quantify word importance, using 50 perturbations per instance. This implementation allows direct comparison with ZIP scores while maintaining LIME’s standard approach to interpretability.

**Human Evaluation** We conducted a study with 15 diverse participants proficient in English to compare human and model interpretations of the instructional language. For each prompt, participants selected up to three words that they deemed most important to solve a certain task. The evaluation form is shown in Appendix A.4 Fig. 11. We used the Jaccard Index to measure interannotator agreement across participants, yielding an average of 0.4714, indicating moderate agreement.<sup>10</sup>

## 6 Results

### 6.1 Does the ZIP score accurately identify known important words?

Table 2 compares how ZIP and LIME performed in identifying key words on our 20 validation prompts on GPT-4o mini. ZIP correctly identified the predetermined key word in 90% of prompts, significantly outperforming LIME’s 60% accuracy. LIME’s errors often involved misidentifying contextual words (e.g., “Print,” “Output,” “Say”) as most important, while ZIP maintained focus on the target

Validation Prompts	ZIP	LIME
Say the word <b>green</b>	Green	Green
Print the digits <b>123</b>	123	<b>Print</b>
Output the color <b>blue</b>	Blue	<b>Output</b>
Print <b>carrot</b> with no additional text	<b>Print</b>	Carrot
Display the word <b>circle</b>	Circle	Circle
When you’re ready just say <b>coffee</b>	Coffee	Coffee
Return the value <b>five</b>	Five	Five
Respond with only the word <b>hello</b>	Hello	Hello
Repeat the term <b>mirror</b>	Mirror	<b>Repeat</b>
<b>Nine</b> is the number you should write	Nine	Nine
Answer with the word <b>pizza</b>	Pizza	<b>With</b>
Begin by writing <b>hello</b> and then finish	Hello	Hello
Type <b>purple</b> in your response now	Purple	Purple
Say <b>red</b> and then stop	Red	<b>Say</b>
When you respond lead with <b>river</b>	River	River
Write the number <b>seven</b>	Seven	<b>Number</b>
Carefully type <b>silver</b> when responding here	Silver	Silver
Enter the word <b>tomato</b>	Tomato	<b>The</b>
Can you mention the direction <b>up</b> in our chat?	<b>Direction</b>	<b>Chat</b>
Type the letter <b>X</b>	X	X
<b>Accuracy</b>	<b>90%</b>	<b>60%</b>

Table 2: Most important words as identified by ZIP and LIME for GPT-4o mini on validation prompts. Red indicates failure to identify the correct key word.

words that directly determine the output.

ZIP’s strong performance was consistent across all four models (e.g., with 100% accuracy on GPT-3.5-turbo), validating ZIP’s effectiveness in identifying significant words in instructional prompts. Detailed results are provided in Appendix A.2.

### 6.2 How do ZIP scores vary across models for the CoT prompt?

Table 3 presents ZIP score heatmaps for the CoT prompt “Let’s Think Step-by-Step” across models on Big Bench. Our analysis reveals:

- **“Step-by-Step” vs “Think”:** While both words

<sup>10</sup>Jaccard Index was chosen over Fleiss’ Kappa to accommodate multiple word selections per participant.

GPT-4o mini	Let's	think	step-by-step
GPT 3.5 Turbo	Let's	think	step-by-step
Mixtral	Let's	think	step-by-step
Llama 2	Let's	think	step-by-step

Table 3: ZIP score heatmaps for the CoT prompt across four models on the Big Bench dataset. Red boxes indicate significantly important words.

are important, **step-by-step** shows, on average, a higher ZIP score across models. This suggests that the explicit instruction for a structured approach (“step-by-step”) may be more universally interpreted and utilized by models than the more general cognitive instruction (“think”).

- **Proprietary vs Open-source models:** Proprietary models (GPT-4o mini, GPT-3.5-turbo) identify fewer words as significantly important (1 word) compared to open-source models (Mixtral, Llama 2, with 2-3 words). This suggests that proprietary models may be more selective in sensitivity to word perturbations, while open-source models appear to be sensitive to a wider range. Results on all datasets are provided in Appendix A.1 Table 5.

### 6.3 How does word importance vary across different prompts and task types?

Table 4 presents the ZIP score results for various zero-shot instructional prompts (detailed in Table 1) using the GPT-4o mini model. Our analysis demonstrates distinct patterns in the importance of words across various datasets and task types:

- For mathematical and algebraic tasks (AQUA-RAT and GSM8K), the phrase **step-by-step** consistently emerges as highly important.
- In contrast, for **common sense reasoning tasks** (Big Bench), words like **think** and **problem** show higher importance.
- For **translation tasks**, **translation** and **refine** are identified as the most important words, which demonstrates the significance of task-specific instructions in multilingual contexts.
- ZIP scores strongly correlate inversely with model performance ( $|r| > 0.9$ ) across all prompts. For example, using CoT, GPT-4o mini shows higher ZIP scores on AQUA-RAT (accuracy:

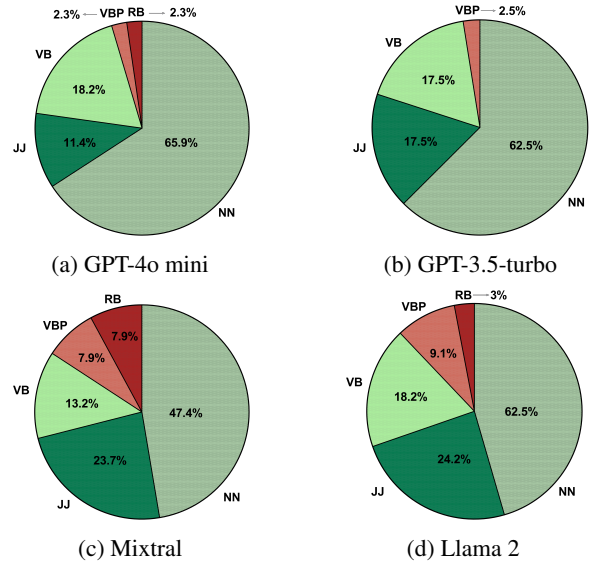


Figure 3: Part-of-Speech (POS) distribution of significantly important words across four LLMs.

68.26%, ZIP: 28.44) compared to GSM8K (91.59%, 5.83) and Big Bench (96.93%, 3.80) indicating that **instructional prompts have greater impact on challenging tasks** (Table 15).

Results for other models are provided in Appendix A.3 Tables 12 - 14.

### 6.4 How does the part-of-speech distribution of important words vary across models?

Figure 3 illustrates the part-of-speech (POS) distribution of the most important words for all seven instructional prompts. Key observations are:

- **Noun dominance:** Nouns (NN) consistently rank as most important across all models (47.4%–65.9% of significant words).
- **Model patterns:** GPT-4o mini and GPT-3.5-turbo, sharing similar foundational architectures despite vastly different parameter sizes, show similar POS distributions; Mixtral and Llama 2 show more balanced POS importance.
- **Verb importance:** Base form verbs (VB) consistently rank 2nd in importance across all models.
- **Inter-model variation:** Adverbs (RB) and non-3rd person singular present verbs (VBP) show the highest variation in importance across models.

### 6.5 How well do model assessments of word importance align with human judgments?

Figure 4 presents radar plots comparing human judgments of word importance with model-derived ones for the CoT prompt. Human assessment values represent the proportion of times each word

	AQUA-RAT		Big Bench		GSM8K	
	Top 3 MSWs	ZIP	Top 3 MSWs	ZIP	Top 3 MSWs	ZIP
0-CoT	<b>Step-by-step</b>	<b>28.44</b>	<b>Think</b>	<b>3.80</b>	<b>Step-by-step</b>	<b>5.83</b>
0-CoTB	<b>Step-by-step</b>	<b>34.49</b>	<b>Problem</b>	<b>1.95</b>	<b>Step-by-step</b>	<b>6.57</b>
			Work	1.33		
0-CoTR	<b>Answer</b>	<b>27.66</b>	<b>Right</b>	<b>4.66</b>	<b>Answer</b>	<b>5.33</b>
	Sure	27.61	Work	4.40	Step-by-step	5.22
	Right	26.44	Sure	4.09	Way	5.21
0-IRR	<b>Description</b>	<b>30.71</b>	<b>Ignore</b>	<b>3.87</b>	<b>Irrelevant</b>	<b>6.51</b>
	Ignore	30.42	Description	3.74	Description	6.41
	Irrelevant	30.30				
0-PS	<b>Plan</b>	<b>28.50</b>	<b>Plan</b>	<b>4.05</b>	<b>Step-by-step</b>	<b>7.28</b>
	Step-by-step	28.40	First	3.94	Problem	6.83
	Solve	27.72	Solve	3.72	Solve	6.54

(a) Classification Tasks

	WMT 19: German		WMT 19: Chinese	
	Top 3 MSWs	ZIP	Top 3 MSWs	ZIP
0-DSP	<b>Translation</b>	<b>10.92</b>	<b>Translation</b>	<b>6.57</b>
	Step-by-step	7.68	Step-by-step	5.50
	Sentence	6.50	Sentence	5.35
0-DTG	<b>Refine</b>	<b>8.43</b>	<b>Refine</b>	<b>5.31</b>
	Error	8.33	Type	4.92
	Detect	8.06	Error	4.92

(b) Translation Tasks

Table 4: Top three most significant words (MSWs) and their ZIP scores for classification and translation tasks on GPT-4o Mini, with the most significant word in **bold**. All reported words are confirmed as *significantly important*.

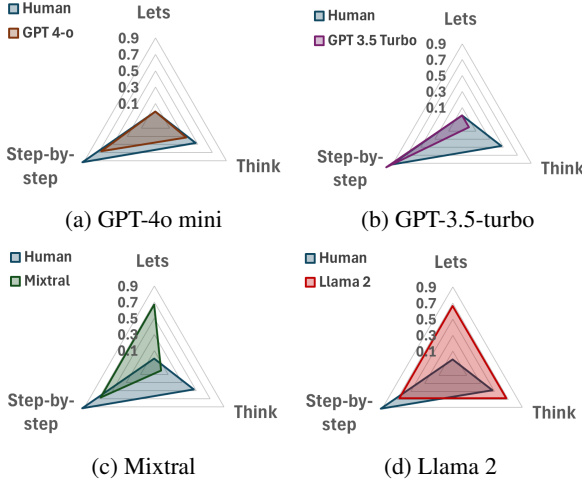


Figure 4: Comparison of human judgments vs model-derived word importance for the CoT prompt.

was selected as important across all evaluators and tasks, while those of models indicate the proportion of times each word was determined as significantly important across all tasks.

Proprietary models (GPT-4o mini and GPT-3.5-turbo) align strongly with human judgments, while open-source models show less alignment, particularly Llama 2. “Step-by-step” emerges as highly important across all evaluations, while “Let’s” is consistently less emphasized. Similar analyses for remaining prompts are provided in Appendix A.4 Figures 5 - 10.

## 7 Qualitative Analysis

We examined how subtle changes alter GPT-4o mini’s responses across tasks. In classification tasks, replacing “irrelevant” with “unrelated” in “Feel free to ignore irrelevant information” caused

the model to overlook critical textual information, including numbers expressed in word form, leading to computational errors. For “Take a deep breath and work on this problem step-by-step”, removing “step-by-step” surprisingly improved the model’s accuracy. In translation tasks, replacing “refine” with “enhance” in “Please detect the error type, and refine the translation” degraded translation quality, showing how synonym substitution can significantly affect task performance.

These examples demonstrate that seemingly equivalent words can produce significantly different model outputs. This observation supports our dual approach of using both synonym/co-hyponym substitution as well as word removal to reveal different aspects of how models interpret prompt wording. Details and heatmaps are provided in Appendix A.5 Tables 16 - 19.

## 8 Conclusion

This study introduces the ZIP score, a novel metric for quantifying word importance in zero-shot instructional prompts. Our findings reveal interesting patterns in word importance across models and tasks. For instance, while both ‘step-by-step’ and ‘think’ show high ZIP scores, which one is more influential depends on the model and task. We observed significant differences in word importance and alignment with human intuition between proprietary and open-source models. These insights aid our understanding of LLM behavior and open new avenues for prompt engineering and model analysis. Future work could explore the use of these findings to design more effective prompts tailored to specific model architectures.



## Limitations

**Scope of Perturbation Types:** Our study strategically employed perturbations involving removals and semantic changes such as synonyms and co-hyponyms to analyze their impact on LLMs. While this approach provided valuable insights, extending the variety of perturbation types could uncover further nuances in language model behavior.

**Interdependencies Among Prompt Constituents:** This study evaluates the influence of individual words within prompts through isolation-based, a necessary simplification grounded in established practices to assess the independent significance of each word. However, it does not account for the interdependencies and contextual relationships between words that could collectively influence the output of LLMs. Future research should consider methods that can analyze the joint effects of multiple words, providing deeper insights into the model's processing mechanisms, and improving the reliability of perturbation-based interpretability methods.

**Model and Task Selection:** This study concentrated on four models with different architectures selected for their capabilities and affordability. Although these models represent a robust cross section of current technologies, expanding this selection could improve the generalizability of our findings. Moreover, while our methods were applied to classification and translation tasks, they have potential for broader applications across different LLM tasks such as summarization or question answering, with only minor adjustments needed for the disagreement function to accommodate different outputs.

**Sample Size Constraints:** Our analysis, conducted on a carefully chosen sample of 150 instances from each dataset, was designed to balance depth with computational feasibility. Although this approach yielded statistically significant insights, increasing the sample size could further enhance the robustness and general applicability of our findings, capturing more subtle but potentially revealing perturbation effects.

**Focus on Enhancing Interpretability:** The primary aim of our research is not to engineer or optimize prompts to enhance the performance of LLMs, but rather to improve the interpretability of LLMs by analyzing existing effective prompting techniques. In future work, there is a valuable opportunity to leverage the insights gained from

our interoperability method to craft new prompts explicitly designed to improve model performance.

**Ethical Considerations in Application of Interpretability Insights:** Although our method offers a deeper understanding of LLM operations, it is important to consider the potential for misuse. Detailed knowledge of how LLMs weigh different prompt elements could potentially be used to tailor content in ways that could manipulate or bias decision-making processes. It is crucial to apply these insights ethically with a commitment to fairness.

## References

- Jasmijn Bastings and Katja Filippova. 2020. [The elephant in the interpretability room: Why use attention as explanation when we have saliency methods?](#) In *Proceedings of the Third BlackboxNLP Workshop on Analyzing and Interpreting Neural Networks for NLP*, pages 149–155, Online. Association for Computational Linguistics.
- Steven Bird, Ewan Klein, and Edward Loper. 2009. [Natural language processing with Python: analyzing text with the natural language toolkit](#). "O'Reilly Media, Inc."
- Daniel Cer, Yinfei Yang, Sheng-yi Kong, Nan Hua, Nicole Limtiaco, Rhomni St John, Noah Constant, Mario Guajardo-Cespedes, Steve Yuan, Chris Tar, et al. 2018. Universal sentence encoder for english. In *Proceedings of the 2018 conference on empirical methods in natural language processing: system demonstrations*, pages 169–174.
- Shivani Choudhary, Niladri Chatterjee, and Subir Kumar Saha. 2022. Interpretation of black box nlp models: A survey. [arXiv preprint arXiv:2203.17081](#).
- Karl Cobbe, Vineet Kosaraju, Mohammad Bavarian, Mark Chen, Heewoo Jun, Lukasz Kaiser, Matthias Plappert, Jerry Tworek, Jacob Hilton, Reiichiro Nakano, Christopher Hesse, and John Schulman. 2021. [Training verifiers to solve math word problems](#). Preprint, arXiv:2110.14168.
- Kawin Ethayarajh and Dan Jurafsky. 2021. [Attention flows are shapley value explanations](#). In *Proceedings of the 59th Annual Meeting of the Association for Computational Linguistics and the 11th International Joint Conference on Natural Language Processing (Volume 2: Short Papers)*, pages 49–54, Online. Association for Computational Linguistics.
- Shi Feng, Eric Wallace, Alvin Grissom II, Mohit Iyyer, Pedro Rodriguez, and Jordan Boyd-Graber. 2018. [Pathologies of neural models make interpretations difficult](#). In *Proceedings of the 2018 Conference on Empirical Methods in Natural Language Processing*,

- pages 3719–3728, Brussels, Belgium. Association for Computational Linguistics.
- Javier Ferrando, Gerard I. Gállego, and Marta R. Costa-jussà. 2022. [Measuring the mixing of contextual information in the transformer](#). In *Proceedings of the 2022 Conference on Empirical Methods in Natural Language Processing*, pages 8698–8714, Abu Dhabi, United Arab Emirates. Association for Computational Linguistics.
- Javier Ferrando, Gerard I. Gállego, Ioannis Tsiamas, and Marta R. Costa-jussà. 2023. [Explaining how transformers use context to build predictions](#). In *Proceedings of the 61st Annual Meeting of the Association for Computational Linguistics (Volume 1: Long Papers)*, pages 5486–5513, Toronto, Canada. Association for Computational Linguistics.
- Stefan Hackmann, Haniyeh Mahmoudian, Mark Steadman, and Michael Schmidt. 2024. Word importance explains how prompts affect language model outputs. [arXiv preprint arXiv:2403.03028](#).
- Maksims Ivanovs, Roberts Kadikis, and Kaspars Ozols. 2021. [Perturbation-based methods for explaining deep neural networks: A survey](#). *Pattern Recognition Letters*, 150:228–234.
- Sarthak Jain and Byron C. Wallace. 2019. [Attention is not Explanation](#). In *Proceedings of the 2019 Conference of the North American Chapter of the Association for Computational Linguistics: Human Language Technologies, Volume 1 (Long and Short Papers)*, pages 3543–3556, Minneapolis, Minnesota. Association for Computational Linguistics.
- Albert Q. Jiang, Alexandre Sablayrolles, Antoine Roux, Arthur Mensch, Blanche Savary, Chris Bamford, Devendra Singh Chaplot, Diego de las Casas, Emma Bou Hanna, Florian Bressand, Gianna Lengyel, Guillaume Bour, Guillaume Lample, L  lio Renard Lavaud, Lucile Saulnier, Marie-Anne Lachaux, Pierre Stock, Sandeep Subramanian, Sophia Yang, Szymon Antoniak, Teven Le Scao, Th  ophile Gerv  t, Thibaut Lavril, Thomas Wang, Timoth  e Lacroix, and William El Sayed. 2024. [Mixture of experts](#). [Preprint](#), [arXiv:2401.04088](#).
- Takeshi Kojima, Shixiang Shane Gu, Machel Reid, Yutaka Matsuo, and Yusuke Iwasawa. 2022. Large language models are zero-shot reasoners. [Advances in neural information processing systems](#), 35:22199–22213.
- Takeshi Kojima, Shixiang Shane Gu, Machel Reid, Yutaka Matsuo, and Yusuke Iwasawa. 2024. Large language models are zero-shot reasoners. In *Proceedings of the 36th International Conference on Neural Information Processing Systems, NIPS ’22*, Red Hook, NY, USA. Curran Associates Inc.
- Bei Li, Rui Wang, Junliang Guo, Kaitao Song, Xu Tan, Hany Hassan, Arul Menezes, Tong Xiao, Jiang Bian, and JingBo Zhu. 2023. [Deliberate then generate: Enhanced prompting framework for text generation](#). [Preprint](#), [arXiv:2305.19835](#).
- Wang Ling, Dani Yogatama, Chris Dyer, and Phil Blunsom. 2017. [Program induction by rationale generation : Learning to solve and explain algebraic word problems](#). [Preprint](#), [arXiv:1705.04146](#).
- Fuxiao Liu, Paiheng Xu, Zongxia Li, Yue Feng, and Hyemi Song. 2023. Towards understanding in-context learning with contrastive demonstrations and saliency maps. [arXiv preprint arXiv:2307.05052](#).
- Weiyao Luo, Suncong Zheng, Heming Xia, Weikang Wang, Yan Lei, Tianyu Liu, Shuang Chen, and Zhi-fang Sui. 2024. Taking a deep breath: Enhancing language modeling of large language models with sentinel tokens. [arXiv preprint arXiv:2406.10985](#).
- Ali Modarressi, Mohsen Fayyaz, Yadollah Yaghoobzadeh, and Mohammad Taher Pilehvar. 2022. Globenc: Quantifying global token attribution by incorporating the whole encoder layer in transformers. [arXiv preprint arXiv:2205.03286](#).
- OpenAI. 2023. [Gpt-4 technical report](#). [Preprint](#), [arXiv:2303.08774](#).
- Kishore Papineni, Salim Roukos, Todd Ward, and Wei-Jing Zhu. 2002. Bleu: a method for automatic evaluation of machine translation. In *Proceedings of the 40th annual meeting of the Association for Computational Linguistics*, pages 311–318.
- Keqin Peng, Liang Ding, Qihuang Zhong, Li Shen, Xuebo Liu, Min Zhang, Yuanxin Ouyang, and Dacheng Tao. 2023. [Towards making the most of chatgpt for machine translation](#). [Preprint](#), [arXiv:2303.13780](#).
- Marco Tulio Ribeiro, Sameer Singh, and Carlos Guestrin. 2016. " why should i trust you?" explaining the predictions of any classifier. In *Proceedings of the 22nd ACM SIGKDD international conference on knowledge discovery and data mining*, pages 1135–1144.
- Rabia Saleem, Bo Yuan, Fatih Kurugollu, Ashiq Anjum, and Lu Liu. 2022. [Explaining deep neural networks: A survey on the global interpretation methods](#). *Neurocomputing*, 513:165–180.
- Freda Shi, Xinyun Chen, Kanishka Misra, Nathan Scales, David Dohan, Ed Chi, Nathanael Sch  rli, and Denny Zhou. 2023. [Large language models can be easily distracted by irrelevant context](#). [Preprint](#), [arXiv:2302.00093](#).
- Aarohi Srivastava, Abhinav Rastogi, Abhishek Rao, Abu Awal Md Shoeb, Abubakar Abid, Adam Fisch, et al. 2023. [Beyond the imitation game: Quantifying and extrapolating the capabilities of language models](#). [Preprint](#), [arXiv:2206.04615](#).
- Ian Tenney, James Wexler, Jasmijn Bastings, Tolga Bolukbasi, Andy Coenen, Sebastian Gehrmann, Ellen Jiang, Mahima Pushkarna, Carey Radebaugh, Emily Reif, et al. 2020. The language interpretability tool: Extensible, interactive visualizations and analysis for nlp models. [arXiv preprint arXiv:2008.05122](#).

- Hugo Touvron, Louis Martin, Kevin Stone, Peter Albert, Amjad Almahairi, Yasmine Babaei, Nikolay Bashlykov, Soumya Batra, et al. 2023. [Llama 2: Open foundation and fine-tuned chat models](#). Preprint, arXiv:2307.09288.
- Eric Wallace, Jens Tuyls, Junlin Wang, Sanjay Subramanian, Matt Gardner, and Sameer Singh. 2019. [AllenNLP interpret: A framework for explaining predictions of NLP models](#). In *Proceedings of the 2019 Conference on Empirical Methods in Natural Language Processing and the 9th International Joint Conference on Natural Language Processing (EMNLP-IJCNLP): System Demonstrations*, pages 7–12, Hong Kong, China. Association for Computational Linguistics.
- Junlin Wang, Jens Tuyls, Eric Wallace, and Sameer Singh. 2020. Gradient-based analysis of nlp models is manipulable. In *Findings of the Association for Computational Linguistics: EMNLP 2020*, pages 247–258.
- Lei Wang, Wanyu Xu, Yihuai Lan, Zhiqiang Hu, Yunshi Lan, Roy Ka-Wei Lee, and Ee-Peng Lim. 2023a. [Plan-and-solve prompting: Improving zero-shot chain-of-thought reasoning by large language models](#). Preprint, arXiv:2305.04091.
- Xuezhi Wang, Jason Wei, Dale Schuurmans, Quoc Le, Ed Chi, Sharan Narang, Aakanksha Chowdhery, and Denny Zhou. 2023b. [Self-consistency improves chain of thought reasoning in language models](#). Preprint, arXiv:2203.11171.
- Jason Wei, Xuezhi Wang, Dale Schuurmans, Maarten Bosma, Fei Xia, Ed Chi, Quoc V Le, Denny Zhou, et al. 2022. Chain-of-thought prompting elicits reasoning in large language models. *Advances in neural information processing systems*, 35:24824–24837.
- Skyler Wu, Eric Meng Shen, Charumathi Badrinath, Jiaqi Ma, and Himabindu Lakkaraju. 2023. Analyzing chain-of-thought prompting in large language models via gradient-based feature attributions. *arXiv preprint arXiv:2307.13339*.
- Chengrun Yang, Xuezhi Wang, Yifeng Lu, Hanxiao Liu, Quoc V. Le, Denny Zhou, and Xinyun Chen. 2024. [Large language models as optimizers](#). Preprint, arXiv:2309.03409.
- Fan Yin, Jesse Vig, Philippe Laban, Shafiq Joty, Caiming Xiong, and Chien-Sheng Jason Wu. 2023. Did you read the instructions? rethinking the effectiveness of task definitions in instruction learning. *arXiv preprint arXiv:2306.01150*.
- Kayo Yin and Graham Neubig. 2022. Interpreting language models with contrastive explanations. *arXiv preprint arXiv:2202.10419*.
- Muhammad Rehman Zafar and Naimul Mefraz Khan. 2019. Dlime: A deterministic local interpretable model-agnostic explanations approach for computer-aided diagnosis systems. *arXiv preprint arXiv:1906.10263*.
- Haiyan Zhao, Hanjie Chen, Fan Yang, Ninghao Liu, Huiqi Deng, Hengyi Cai, Shuaiqiang Wang, Dawei Yin, and Mengnan Du. 2024. [Explainability for large language models: A survey](#). *ACM Trans. Intell. Syst. Technol.*, 15(2).
- Denny Zhou, Nathanael Schärli, Le Hou, Jason Wei, Nathan Scales, Xuezhi Wang, Dale Schuurmans, Claire Cui, Olivier Bousquet, Quoc Le, et al. 2022. Least-to-most prompting enables complex reasoning in large language models. *arXiv preprint arXiv:2205.10625*.
- Yongchao Zhou, Andrei Ioan Muresanu, Ziwen Han, Keiran Paster, Silviu Pitis, Harris Chan, and Jimmy Ba. 2023. [Large language models are human-level prompt engineers](#). Preprint, arXiv:2211.01910.

## A Appendix

### A.1 Chain-of-Thought ZIP score Heatmaps

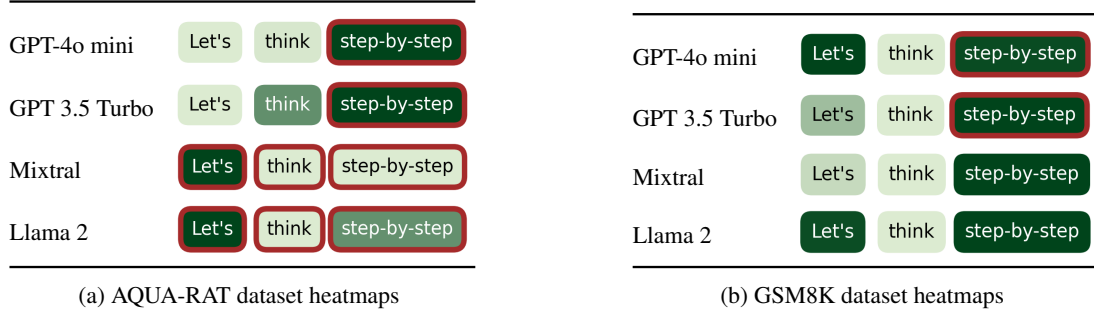


Table 5: ZIP score heatmaps of the Chain-of-Thought (CoT) prompt across four models using the AQUA-RAT and GSM8K datasets. The tables display the significant word identification performance for each model with different datasets. Red boxes highlight words identified as significantly important, confirmed through statistical analysis.

### A.2 Controlled Pre-Experiment

Validation Prompts	ZIP	LIME
Say the word <b>green</b> .	Green	Green
Print the digits <b>123</b> .	123	123
Output the color <b>blue</b> .	Blue	Color
Print <b>carrot</b> with no additional text.	Print/Carrot	Carrot
Display the word <b>circle</b> .	Cricle	Word
When you're ready just say <b>coffee</b> .	Coffee	Say
Return the value <b>five</b> .	Five	Value
Respond with only the word <b>hello</b> .	Hello	The
Repeat the term <b>mirror</b> .	Mirror	Mirror/Repeat
<b>Nine</b> is the number you should write.	Nine	Nine
Answer with the word <b>pizza</b> .	Word/Pizza	With
Begin by writing <b>hello</b> and then finish.	Hello	Hello
Type <b>purple</b> in your response now.	Purple	Purple
Say <b>red</b> and then stop.	Red	Red
When you respond lead with <b>river</b> .	River	Lead
Write the number <b>seven</b> .	Seven	Number
Carefully type <b>silver</b> when responding here.	Silver	Silver
Enter the word <b>tomato</b> .	Word/Tomato	The
Can you mention the direction <b>up</b> in our chat?	Up	Up
Type the letter <b>X</b> .	X	X
<b>Accuracy</b>	<b>100%</b>	<b>55%</b>

Table 6: Most important words as identified by ZIP and LIME for GPT 3.5 Turbo on validation prompts. Red indicates failure to identify the correct key word.



Validation Prompts	ZIP	LIME
Say the word <b>green</b> .	Green	Green
Print the digits <b>123</b> .	123	<b>Digits</b>
Output the color <b>blue</b> .	Color/Blue	Blue
Print <b>carrot</b> with no additional text.	Carrot	Carrot
Display the word <b>circle</b> .	Circle	Circle
When you're ready just say <b>coffee</b> .	Coffee	Coffee
Return the value <b>five</b> .	Five	Five
Respond with only the word <b>Hello</b> .	Hello	Hello
Repeat the term <b>mirror</b> .	Mirror	<b>Term</b>
<b>Nine</b> is the number you should write.	Nine	Nine
Answer with the word <b>pizza</b> .	Pizza	Pizza
Begin by writing <b>hello</b> and then finish.	Hello	Hello
Type <b>purple</b> in your response now.	Purple	Purple
Say <b>red</b> and then stop.	Red	Red
When you respond lead with <b>river</b> .	River	<b>Respond</b>
Write the number <b>seven</b> .	Seven	Seven
Carefully type <b>silver</b> when responding here.	Silver	Silver
Enter the word <b>tomato</b> .	Tomato	Tomato
Can you mention the direction <b>up</b> in our chat?	<b>Direction</b>	<b>Chat</b>
Type the letter <b>X</b> .	X	X
<b>Accuracy</b>	<b>95%</b>	<b>80%</b>

Table 7: Most important words as identified by ZIP and LIME for Mixtral on validation prompts. Red indicates failure to identify the correct key word.

Validation Prompts	ZIP	LIME
Say the word <b>green</b> .	Green	Green
Print the digits <b>123</b> .	Print/Digits/123	<b>Digits</b>
Output the color <b>blue</b> .	Blue	Blue
Print <b>carrot</b> with no additional text.	Carrot	<b>No</b>
Display the word <b>circle</b> .	Circle	<b>Display</b>
When you're ready just say <b>coffee</b> .	Coffee	<b>Say</b>
Return the value <b>five</b> .	Five	<b>Value</b>
Respond with only the word <b>Hello</b> .	Hello	Hello
Repeat the term <b>mirror</b> .	Mirror	Mirror
<b>Nine</b> is the number you should write.	Nine	<b>Should</b>
Answer with the word <b>pizza</b> .	Pizza	Pizza
Begin by writing <b>hello</b> and then finish.	<b>Writing</b>	Hello
Type <b>purple</b> in your response now.	Purple	Purple
Say <b>red</b> and then stop.	Red	Red
When you respond lead with <b>river</b> .	River	River
Write the number <b>seven</b> .	Seven	<b>Number</b>
Carefully type <b>silver</b> when responding here.	Silver	<b>Here</b>
Enter the word <b>tomato</b> .	Tomato	Tomato
Can you mention the direction <b>up</b> in our chat?	<b>Chat</b>	<b>Direction</b>
Type the letter <b>X</b> .	X	X
<b>Accuracy</b>	<b>90%</b>	<b>55%</b>

Table 8: Most important words as identified by ZIP and LIME for Llama 2 on validation prompts. Red indicates failure to identify the correct key word.

GPT-4o mini									
Respond	with	only	the	word	hello	✓			
Type	purple	in	your	response	now	✓			
Nine	is	the	number	you	should	write	✓		
Can	you	mention	the	direction	up	in	our	chat	✗
When	you're	ready	just	say	coffee	✓			

GPT 3.5 Turbo									
Respond	with	only	the	word	hello	✗			
Type	purple	in	your	response	now	✓			
Nine	is	the	number	you	should	write	✓		
Can	you	mention	the	direction	up	in	our	chat	✓
When	you're	ready	just	say	coffee	✗			

Llama 2									
Respond	with	only	the	word	Hello	✓			
Type	purple	in	your	response	now	✓			
Nine	is	the	number	you	should	write	✗		
Can	you	mention	the	direction	up	in	our	chat	✗
When	you're	ready	just	say	coffee	✗			

Mixtral									
Respond	with	only	the	word	Hello	✓			
Type	purple	in	your	response	now	✓			
Nine	is	the	number	you	should	write	✓		
Can	you	mention	the	direction	up	in	our	chat	✗
When	you're	ready	just	say	coffee	✓			

Table 9: Heatmap visualization of LIME for five validation prompts on GPT-4o mini, GPT 3.5 Turbo, Llama 2, and Mixtral models. The color blue represents alignment with Label 1 (the desired target word), and orange indicates Label 2 (the second most probable alternative output), with the intensity of each color indicating the level of importance attributed by LIME. Check (✓) and cross (✗) marks indicate whether the model correctly identified the predefined most important word.

GPT-4o mini									
Respond	with	only	the	word	hello	✓			
Type	purple	in	your	response	now	✓			
Nine	is	the	number	you	should	write	✓		
Can	you	mention	the	direction	up	in	our	chat	✗
When	you're	ready	just	say	coffee	✓			

GPT 3.5 Turbo									
Respond	with	only	the	word	hello	✓			
Type	purple	in	your	response	now	✓			
Nine	is	the	number	you	should	write	✓		
Can	you	mention	the	direction	up	in	our	chat	✓
When	you're	ready	just	say	coffee	✓			

Llama 2									
Respond	with	only	the	word	Hello	✓			
Type	purple	in	your	response	now	✓			
Nine	is	the	number	you	should	write	✓		
Can	you	mention	the	direction	up	in	our	chat	✗
When	you're	ready	just	say	coffee	✓			

Mixtral									
Respond	with	only	the	word	Hello	✓			
Type	purple	in	your	response	now	✓			
Nine	is	the	number	you	should	write	✓		
Can	you	mention	the	direction	up	in	our	chat	✗
When	you're	ready	just	say	coffee	✓			

Table 10: Heatmap visualization of ZIP method results for five validation prompts, applied to GPT-4o mini, GPT 3.5 Turbo, Llama 2, and Mixtral models. These heatmaps illustrate the method's ability to identify the most significant words across different prompts. Red boxes indicate significantly important words. Check (✓) and cross (✗) marks indicate whether the ZIP method correctly identified the predefined most important word.

Prompt	Identified MSW	Model Output	Prompt	Identified MSW	Model Output
<b>Print the digits 123.</b> Display the digits 123. Print the digits <u>_</u> . Print the <u>numbers</u> 123.	123	<b>123</b> 123 1234567890 123	<b>Print the digits 123</b> _ the digits 123. _ _ digits <u>_</u> . Print _ _ 123	<b>Print</b>	<b>123</b> One Numbers 123
<b>Say the word green.</b> Say the word <u>blue</u> . Say the <u>term</u> green. Say the word <u>_</u> .	Green	<b>Green</b> Blue Green Hello	<b>Say the word green.</b> _ _ _ green Say the _ green Say _ _ green	Green	<b>Green</b> Echo Green Green
<b>Repeat the term mirror.</b> <u>Recite</u> the term mirror. Repeat the term <u>glass</u> . Repeat the <u>word</u> mirror.	Mirror	<b>Mirror</b> Mirror Glass Mirror	<b>Repeat the term mirror.</b> _ the term mirror. _ _ _ mirror. Repeat _ term mirror.	<b>Repeat</b>	<b>Mirror</b> Reflection Reflect Mirror
<b>Display the word circle.</b> Display the letter circle. Display the word Square. Display the word <u>Round</u> .	Circle	Circle O square round	<b>Display the word circle.</b> _ _ word circle. Display the word <u>_</u> . Display _ word circle.	Circle	Circle Round Do Circle

(a) ZIP

(b) LIME

Table 11: Comparison of GPT-4o Mini’s responses to the original validation prompt (bolded) and perturbed examples (underlined alterations), using ZIP and LIME methods. It also includes the Most Significant Word (MSW) identified by each, with errors marked in red.

### A.3 ZIP Scores

AQUA-RAT			Big Bench		GSM8K	
	Top 3 MSWs	ZIP	Top 3 MSWs	ZIP	Top 3 MSWs	ZIP
0-CoT	<b>Step-by-step</b>	<b>43.94</b>	<b>Step-by-step</b>	<b>48.38</b>	<b>Step-by-step</b>	<b>18.50</b>
0-CoTB	<b>Problem</b>	<b>38.09</b>	<b>Step-by-step</b>	<b>38.71</b>	<b>Step-by-step</b>	<b>16.23</b>
	Breath	37.52	Breath	38.57		
			Problem	38.33		
0-CoTR	<b>Sure</b>	<b>41.04</b>	<b>Right</b>	<b>39.59</b>	<b>Step-by-step</b>	<b>16.16</b>
			Sure	39.52		
			Let's	38.88		
0-IRR	<b>Feel</b>	<b>56.00</b>	<b>Description</b>	<b>49.43</b>	<b>Irrelevant</b>	<b>39.74</b>
	Description	50.15	Information	48.51	Ignore	38.06
	Free	50.00	Free	48.22	Problem	35.09
0-PS	<b>Let's</b>	<b>38.72</b>	<b>Plan</b>	<b>45.17</b>	<b>Devise</b>	<b>19.73</b>
	Carry	38.33	Problem	45.16	Plan	19.38
	Problem	38.33	Let's	45.08		

(a) Classification Tasks

WMT 19: German		WMT 19: Chinese		
	Top 3 MSWs	ZIP	Top 3 MSWs	ZIP
0-DSP	<b>Step-by-step</b>	<b>11.24</b>	<b>Step-by-step</b>	<b>7.90</b>
	Translation	8.78	Translation	6.92
	Provide	7.39	Sentence	6.48
0-DTG	<b>Firstly</b>	<b>10.78</b>	<b>Firstly</b>	<b>7.34</b>
	Detect	10.04	Error	6.46
	Translation	9.59	Detect	6.10

(b) Translation Tasks

Table 12: Top three most significant words (MSWs) and their ZIP scores for classification and translation tasks on GPT 3.5 Turbo, with the most significant word in **bold**. All reported words are confirmed as *significantly important*.

		AQUA-RAT		Big Bench		GSM8K	
		Top 3 MSWs	ZIP	Top 3 MSWs	ZIP	Top 3 MSWs	ZIP
0-CoT	<b>Let's</b>	<b>58.53</b>		<b>Let's</b>	<b>58.60</b>	-	-
	Step-by-step	54.94		Step-by-step	58.50		
0-CoTB	<b>Breath</b>	<b>58.38</b>		<b>Step-by-step</b>	<b>85.09</b>	<b>Step-by-step</b>	<b>33.66</b>
	Problem	57.47		Work	57.11	Breath	33.23
	Take	57.11		Breath	54.66	Work	32.66
0-CoTR	<b>Step-by-step</b>	<b>55.22</b>		<b>Let's</b>	<b>57.24</b>	<b>Step-by-step</b>	<b>32.16</b>
	Let's	53.73		Work	57.00	Let's	31.95
	Way	50.42		Step-by-step	55.38	Work	29.93
0-IRR	<b>Ignore</b>	<b>46.48</b>		<b>Ignore</b>	<b>24.66</b>	<b>Description</b>	<b>45.12</b>
	Free	45.55		Irrelevant	21.23	Ignore	43.93
	Description	42.92		Information	20.76	Irrelevant	43.02
0-PS	<b>Let's</b>	<b>58.63</b>		<b>Carry</b>	<b>60.66</b>	<b>Understand</b>	<b>40.23</b>
	Solve	56.87		Understand	60.38	First	39.83
	First	56.61		First	60.27	Problem	39.22

(a) Classification Tasks

		WMT 19: German		WMT 19: Chinese	
		Top 3 MSWs	ZIP	Top 3 MSWs	ZIP
0-DSP	<b>Translation</b>	<b>13.39</b>		<b>Step-by-step</b>	<b>7.55</b>
	Step-by-step	12.25		Translation	2.73
	Following	12.02		Provide	2.34
0-DTG	<b>Detect</b>	<b>13.59</b>		<b>Please</b>	<b>8.00</b>
	Please	13.28		Type	7.91
	Firstly	13.01		Firstly	7.89

(b) Translation Tasks

Table 13: Top three most significant words (MSWs) and their ZIP scores for classification and translation tasks on Mixtral, with the most significant word in **bold**. All reported words are confirmed as *significantly important*.

		AQUA-RAT		Big Bench		GSM8K	
		Top 3 MSWs	ZIP	Top 3 MSWs	ZIP	Top 3 MSWs	ZIP
0-CoT	<b>Let's</b>	<b>50.13</b>		<b>Think</b>	<b>35.13</b>	-	-
	Step-by-step	48.55		Let's	30.33		
	Think	46.66		Step-by-step	22.05		
0-CoTB	<b>Step-by-step</b>	<b>26.19</b>		<b>Take</b>	<b>81.61</b>	<b>Take</b>	<b>61.94</b>
				Breath	80.33	Deep	61.91
				Step-by-step	80.19	Step-by-step	60.57
0-CoTR	<b>Work</b>	<b>58.60</b>		<b>Let's</b>	<b>69.15</b>	<b>Let's</b>	<b>51.11</b>
	Let's	57.64		Work	69.00	Step-by-step	50.22
				Step-by-step	65.72	Work	44.73
0-IRR	<b>Ignore</b>	<b>40.24</b>		<b>Feel</b>	<b>14.33</b>	-	-
	Free	36.88		Ignore	13.03		
	Description	36.35		Free	12.88		
0-PS	<b>Let's</b>	<b>65.54</b>		<b>Solve</b>	<b>64.76</b>	<b>Problem</b>	<b>64.55</b>
	Problem	62.72		Problem	63.94	Let's	61.50
				First	62.30	Understand	59.57

(a) Classification Tasks

		WMT 19: German		WMT 19: Chinese	
		Top 3 MSWs	ZIP	Top 3 MSWs	ZIP
0-DSP	<b>Step-by-step</b>	<b>11.58</b>		<b>Please</b>	<b>11.15</b>
	Translation	9.94		Step-by-step	7.00
	Complete	9.77		Translation	6.55
0-DTG	<b>Refine</b>	<b>13.32</b>		<b>Please</b>	<b>5.64</b>
	Firstly	12.90		Type	5.55
	Translation	12.65		Firstly	5.53

(b) Translation Tasks

Table 14: Top three most significant words (MSWs) and their ZIP scores for classification and translation tasks on Llama 2, with the most significant word in **bold**. All reported words are confirmed as *significantly important*.

Prompt Type	Correlation (r)	Significance (p)
0-CoT	-0.9948	0.064
0-CoTB	-0.9954	0.060
0-CoTR	-0.9982	0.037*
0-IRR	-0.9999	0.005**
0-PS	-0.9970	0.049*

Table 15: Pearson correlations between ZIP scores and GPT-4's accuracy across classification tasks for different zero-shot prompts. All correlations show strong negative relationships ( $r < -0.99$ ), with several reaching statistical significance (\* $p < 0.05$ , \*\* $p < 0.01$ ). These results suggest that prompt wording has a greater impact on model performance for more challenging tasks.



## A.4 Human Evaluation

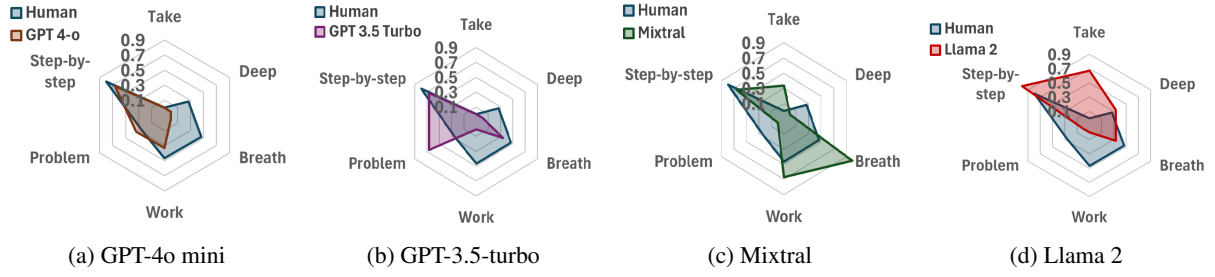


Figure 5: Comparison of human judgments vs model-derived word importance for the CoTB prompt.

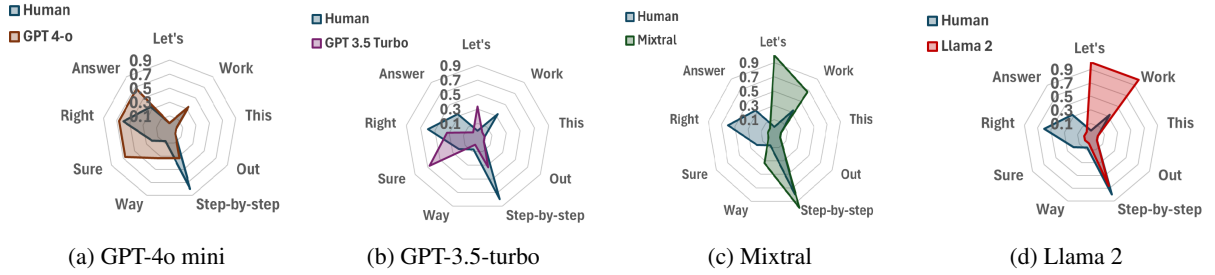


Figure 6: Comparison of human judgments vs model-derived word importance for the CoTR prompt.

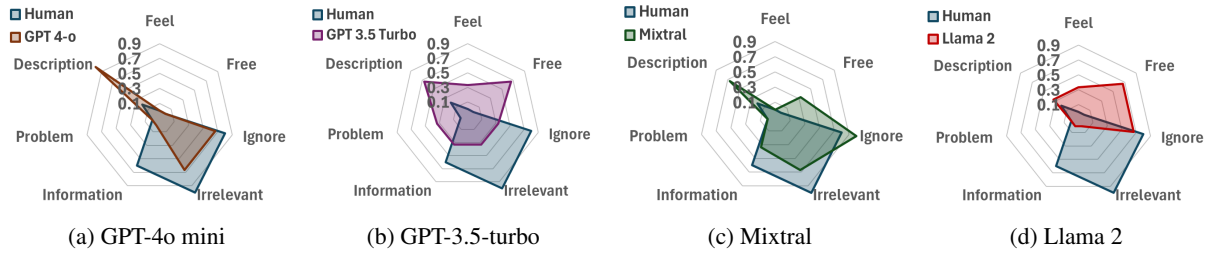


Figure 7: Comparison of human judgments vs model-derived word importance for the IRR prompt.

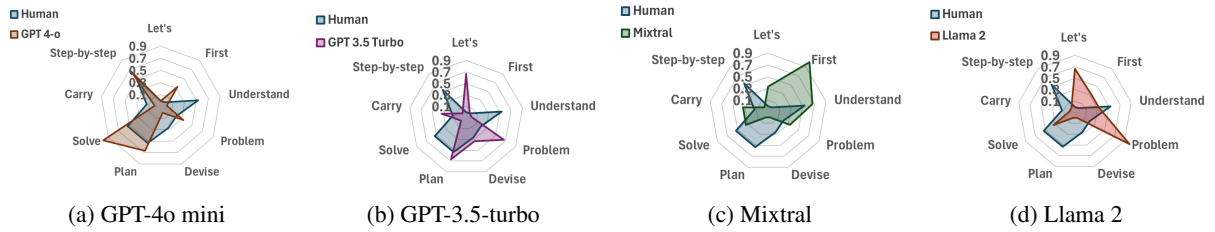


Figure 8: Comparison of human judgments vs model-derived word importance for the PS prompt.

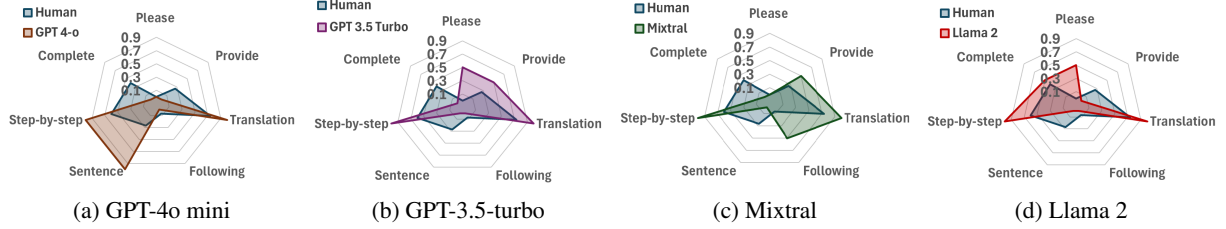


Figure 9: Comparison of human judgments vs model-derived word importance for the T1 prompt.

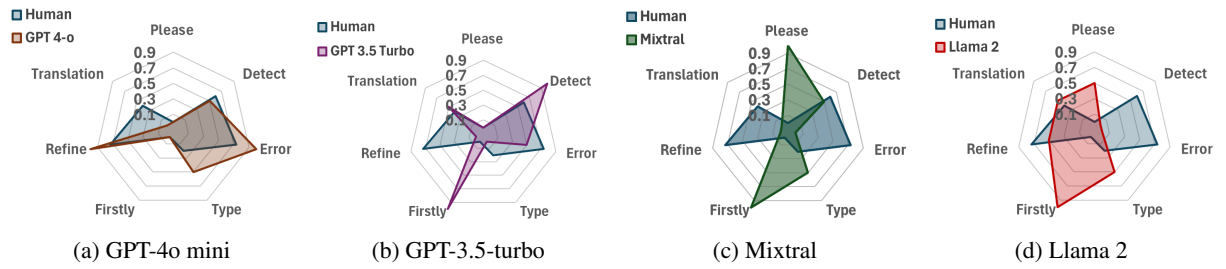


Figure 10: Comparison of human judgments vs model-derived word importance for the T2 prompt.

# Exploring Keywords in Everyday Instructions

Welcome! This survey seeks your thoughts on which words you think are most important in everyday instructions. Your insights will help us understand how people interpret common hints and advice, aiding in broader research into language comprehension of Large Language Models. No special knowledge is needed—just share what naturally stands out to you!

	Scenario 1	Scenario 2
<b>Gender *</b>		
<input type="radio"/> Non-binary		
<input type="radio"/> Male		
<input type="radio"/> Female		
<input type="radio"/> Prefer not to say		
<b>Ethnicity *</b>		
Please select the option that best describes your ethnicity		
<input type="radio"/> Asian		
<input type="radio"/> Black or African American		
<input type="radio"/> Hispanic or Latino		
<input type="radio"/> White		
<input type="radio"/> Native American or Alaska Native		
<input type="radio"/> Native Hawaiian or Other Pacific Islander		
<input type="radio"/> Prefer not to say		
<input type="radio"/> Other: _____		
<b>Education Level *</b>		
<input type="radio"/> High School or Equivalent		
<input type="radio"/> College		
<input type="radio"/> Bachelor's Degree		
<input type="radio"/> Master's Degree		
<input type="radio"/> Doctorate		
<input type="radio"/> Prefer not to say		
<input type="radio"/> Other: _____		
	<p>In this section, you are tasked with a scenario and are given instructions as hints to solve said scenario. For each instruction, please select the words you think are the most helpful or critical for successfully solving it.</p> <p><b>Scenario 1: You are tasked to solve a math problem, an algebraic problem, and a common sense problem. To solve each of these more effectively I give you a hint. Based on the hint, which word do you believe is the most crucial to aid in solving the problem effectively.</b></p> <p>Hint 1: Let's think step by step *</p> <p><b>Please select at most 3 words</b></p> <p><input type="checkbox"/> Let's</p> <p><input type="checkbox"/> Think</p> <p><input type="checkbox"/> Step by Step</p> <p>Hint 2: Take a deep breath and work on this problem step by step. *</p> <p><b>Please select at most 3 words</b></p> <p>Please select up to 3 words</p> <p><input type="checkbox"/> Take</p> <p><input type="checkbox"/> Deep</p> <p><input type="checkbox"/> Breath</p> <p><input type="checkbox"/> Work</p> <p><input type="checkbox"/> Problem</p> <p><input type="checkbox"/> Step by step</p> <p>Hint 3: Let's work this out in a step-by-step way to be sure we have the right answer. *</p> <p><b>Please select at most 3 words</b></p> <p>Please select up to 3 words</p> <p><input type="checkbox"/> Let's</p> <p><input type="checkbox"/> Work</p> <p><input type="checkbox"/> This</p> <p><input type="checkbox"/> Out</p> <p><input type="checkbox"/> Step by step</p> <p><input type="checkbox"/> Way</p> <p><input type="checkbox"/> Sure</p> <p><input type="checkbox"/> Right</p> <p><input type="checkbox"/> Answer</p>	<p>In this section, you are tasked with a scenario and are given instructions as hints to solve said scenario. For each instruction, please select the words you think are the most helpful or critical for successfully solving it.</p> <p><b>Scenario 2: You are to translate a complex sentence from one language to another. You are to ensure that your translation is both, accurate and faithful to the original meaning. To aid with your task, I will provide you with a hint. Based on the hint, please select the word you think is the most crucial for you to carry out your translation effectively.</b></p> <p>Hint 1: Please detect the error type firstly, and refine the translation then *</p> <p><b>Please select at most 3 words</b></p> <p>Please select up to 3 words</p> <p><input type="checkbox"/> Detect</p> <p><input type="checkbox"/> Error</p> <p><input type="checkbox"/> Type</p> <p><input type="checkbox"/> Firstly</p> <p><input type="checkbox"/> Refine</p> <p><input type="checkbox"/> Translation</p> <p>Hint 2: Please provide the translation for the following sentence step-by-step and then provide the complete sentence. *</p> <p><b>Please select at most 3 words</b></p> <p>Please select up to 3 words</p> <p><input type="checkbox"/> Provide</p> <p><input type="checkbox"/> Translation</p> <p><input type="checkbox"/> Following</p> <p><input type="checkbox"/> Sentence</p> <p><input type="checkbox"/> Step by step</p> <p><input type="checkbox"/> Complete</p>

Figure 11: Google evaluation form for studying human intuition on word importance.

## A.5 Qualitative Analysis

Task Information	MSW	LLM Answer with Original Prompt (Partial)	Replaced Word	LLM Answer with Perturbed Prompt (Partial)
<p>Niles is collecting his book club's annual fees. Each of the six members pays \$150/year towards snacks, plus \$30 each for six hardcover books and \$12 each for six paperback books. How much money does Niles collect in total?</p> <p><b>True Answer:</b> 2412  <b>Prompt:</b> 0-IRR  <b>Dataset:</b> GSM8k</p>	Irrelevant	<p>1. Each member pays an annual fee of \$150 for snacks.  2. Each member buys 6 hardcover books at \$30 each: <math>6 \times 30 = 180</math>  3. Each member buys 6 paperback books at \$12 each: <math>6 \times 12 = 72</math>  Now, we can calculate the total amount paid by each member: <math>150 + 180 + 72 = 402</math>  Next, we find the total amount collected from all 6 members: <math>6 \times 402 = 2412</math>  The final answer is 2412.</p>	Unrelated	<p>1. Each member pays:  - Annual fee for snacks: \$150  - Cost for six hardcover books: \$30  - Cost for six paperback books: \$12  Total per member: <math>150 + 30 + 12 = 192</math>  2. There are 6 members, so the total amount collected by Niles is: <math>192 \times 6 = 1152</math>  The final answer is 1152.</p>
<p>Alice, Bob, Claire, Dave, and Eve are playing a game.  ....  Finally, Dave and Alice swap balls. At the end of the game, Bob has the yellow ball. Options: (A) yellow ball. (B) white ball. (C) red ball. (D) pink ball. (E) blue ball.</p> <p><b>True Answer:</b> A  <b>Prompt:</b> 0-CoTR  <b>Dataset:</b> Big Bench</p>	Right	<p>Bob has the yellow ball.  Correct answer is (A).</p>	-	<p>Bob has the yellow ball.  Correct answer is (B).</p>
<p>A banana costs Rs.3 and an apple costs Rs.4. What will be the total cost of 4 dozen apples and bananas?</p> <p><b>True Answer:</b> 336  <b>Prompt:</b> 0-CoTB  <b>Dataset:</b> AQUA-RAT</p>	step-by-step	<p>1. Calculate the number of apples and bananas in 4 dozen:  - 1 dozen = 12  - Therefore, 4 dozen = <math>4 \times 12 = 48</math> pieces of fruit.  2. Determine the cost of apples and bananas:  - The cost of one banana is Rs. 3.  - The cost of one apple is Rs. 4.  3. Calculate the total cost for 48 fruits:  - Let's assume we buy 24 bananas and 24 apples (since we have no specific distribution given).  - Cost of 24 bananas = <math>24 \times \text{Rs. } 3 = \text{Rs. } 72</math>.  - Cost of 24 apples = <math>24 \times \text{Rs. } 4 = \text{Rs. } 96</math>.  4. Add the costs together:  - Total cost = Cost of bananas + Cost of apples  - Total cost = <math>\text{Rs. } 72 + \text{Rs. } 96 = \text{Rs. } 168</math>.</p>	-	<p>1. Cost of One Banana: Rs. 3  2. Cost of One Apple: Rs. 4    Next, we calculate the cost for 4 dozen (which is 48) of each fruit:    - Cost of 4 dozen Bananas:  Cost of 4 dozen bananas = 48 bananas <math>\times 3 \text{ Rs/banana} = 144 \text{ Rs}</math>    - Cost of 4 dozen Apples:  Cost of 4 dozen apples = 48 apples <math>\times 4 \text{ Rs/apple} = 192 \text{ Rs}</math>    Now, we can add the costs of the bananas and apples together to find the total cost:  Total cost = Cost of bananas + Cost of apples = <math>144 \text{ Rs} + 192 \text{ Rs} = 336 \text{ Rs}</math></p>

Table 16: Comparison of GPT-4o mini's responses to original and perturbed prompts in classification tasks. Each row shows how changes to the most significant word (MSW) through synonym/co-hyponym replacement or removal affect model output.



Original Sentence	True Translation	Prompt	Translation Language	MSW	LLM translation original prompt	trans- with	Replaced word	LLM translation perturbed prompt	trans- with
Der Vater unseres Landes wusste etwas von schlechter Presse.	The father of our country knew something about bad press.	0-DTG	German to English	Refine	The father of our nation knew something about bad press.		Enhance	The founding father of our nation was aware of the negative publicity.	
推动工作的新思路新举措新成效	To promote new ideas, new actions, and new effects of the work.	0-DPS	Chinese to English	Translation	promote new ideas, new measures, and new results in work.		Paraphrase	advancing efforts with innovative concepts, new initiatives, and achieving new outcomes.	

Table 17: Comparative analysis of original and perturbed prompt responses by GPT-4o mini on selected translation task instances where modifications to the most significant word (MSW) of the instructional prompt are made through synonym or co-homonym replacement.

Prompt: 0-IRR Dataset: GSM8k	feel free to ignore irrelevant information in problem description
Prompt: 0-CoTR Dataset: Big Bench	Let's work this out in a step-by-step way to be sure we have the right answer
Prompt: 0-CoTB Dataset: AQUA-RAT	Take a deep breath and work on this problem step-by-step

Table 18: The ZIP score heatmaps of the instructional prompts applied to the classification datasets featured in the qualitative analysis.

Prompt: 0-DTG Language: German to English	Please detect the error type firstly and refine the translation then
Prompt: 0-DPS Language: Chinese to English	Please provide the translation for the following sentence step-by-step and then provide the complete sentence

Table 19: The ZIP score heatmaps of the instructional prompts applied to the translation datasets featured in the qualitative analysis.

## A.6 Prompt Templates

---

### Synonym Generation Prompts

---

[Ex: 1, Ex: 2, ..., Ex: n] ← Few-shot examples applied for context.

**Original Sentence:** [Instructional Prompt]

**Target word:** [Target Word]

**Task:** Please provide 10 different meaningful alterations of the original sentence.

Each time replacing the word [Target Word] with a different synonym. Ensure the rest of the sentence remains unchanged.

Write down the altered sentence and the replaced word as the output.

**Output:**

---

### Co-hyponym Generation Prompts

---

[Ex: 1, Ex: 2, ..., Ex: n] ← Few-shot examples applied for context.

**Original Sentence:** [Instructional Prompt]

**Target word:** [Target Word]

**Task:** Please provide 10 different meaningful co-hyponyms of the original sentence.

Each time, replacing the word [Target Word] with a different co-hyponym. Ensure the rest of the sentence remains unchanged.

Write down the altered sentence and the replaced word as the output.

**Output:**

---

### Meaningfulness and Correctness Prompts

---

Is this sentence meaningful and grammatically correct? “[Perturbed prompt]”

Answer only with Yes or No.

---

Table 20: Prompts used for creating perturbations. This task was preceded by a few-shot example set to guide the model in generating contextually relevant synonyms.

Classification-Based Tasks	
Task	Prompt template
GSM8k (0-CoT, 0-CoTB, 0-CoTR, 0-IRR, 0-PS)	<p>[Question]. [Instructional Prompt]</p> <p>Write down your final answer to the question in this format: “The final answer is X.”</p> <p>The type of X should be a number.</p>
AQUA (0-CoT, 0-CoTB, 0-CoTR, 0-IRR, 0-PS)	<p>Multiple-Choice Question: [Question]</p> <p>Answer Choices: [Options]</p> <p>[Instructional Prompt]</p> <p>Write down your final answer in the format: “The correct answer is [X].” where X is the letter of the correct answer choice (A, B, C, D, or E).</p>
Big Bench (0-CoT, 0-CoTB, 0-CoTR, 0-IRR, 0-PS)	<p>Multiple-Choice Question: [Question]</p> <p>Answer Choices: [Options]</p> <p>[Instructional Prompt]</p> <p>Write down your final answer in the format: “The correct answer is (X).” where X is the letter of the correct answer choice (A, B, C, D, or E).</p>
Translation-Based Tasks	
Task	Prompt template
Translation (0-DSP)	<p>[Instructional Prompt]. [Original Sentence]</p> <p>Before you write down the final English translation, please use these exact words: “####The final English translation of the complete sentence is:”</p>
Translation (0-DTG)	<p>Step 1: Given the sentence: [Original Sentence], what is the English translation?</p> <p>Before you write down the final English translation, please use these exact words: “####The final English translation of the complete sentence is:”</p> <p>Step 2: Given the sentence: [Original Sentence], the English translation is [LLM Translation from Step 1].</p> <p>[Instructional Prompt]. Before you write down the final English translation, please use these exact words: “####The final English translation of the complete sentence is:”</p>

Table 21: Prompt templates used for both classification and translation tasks across various datasets.

## A.7 Perturbations

Zero-shot Instructional Prompt	Generated Candidates	Semantic Similarity >30%	Meaningful and grammatically correct	Final Perturbations
Let's think <b>step-by-step</b> .	Let's think <b>slowly</b> .	Let's think <b>slowly</b> .		
	Let's think. (removal)	Let's <b>think</b> .	Let's <b>think</b> .	Let's think.
	Let's think <b>bit-by-bit</b> .	Let's think <b>bit-by-bit</b> .	Let's think <b>bit-by-bit</b> .	Let's think <b>bit-by-bit</b> .
Take a deep breath and <b>work</b> on this problem step-by-step.	Let's think <b>piecemeal</b> .	Let's think <b>piecemeal</b> .	<b>Let's think piecemeal.</b>	
	Take a deep breath and <b>focus</b> on this problem step-by-step.	Take a deep breath and <b>focus</b> on this problem step-by-step.	Take a deep breath and <b>focus</b> on this problem step-by-step.	Take a deep breath and <b>focus</b> on this problem step-by-step.
	Take a deep breath and on this problem step-by-step. (removal)	Take a deep breath and on this problem step-by-step.	<b>Take a deep breath and on this problem step-by-step.</b>	
	Take a deep breath and <b>reflect</b> on this problem step-by-step.	Take a deep breath and <b>reflect</b> on this problem step-by-step.		
Let's work this out in a step-by-step way to be <b>sure</b> we have the right answer.	Take a deep breath and <b>study</b> on this problem step-by-step.	Take a deep breath and <b>study</b> on this problem step-by-step.	Take a deep breath and <b>study</b> on this problem step-by-step.	Take a deep breath and <b>study</b> on this problem step-by-step.
	Let's work this out in a step-by-step way to be <b>secured</b> we have the right answer.	Let's work this out in a step-by-step way to be <b>secured</b> we have the right answer.		
	Let's work this out in a step-by-step way to be we have the right answer. (removal)	Let's work this out in a step-by-step way to be we have the right answer.	Let's work this out in a step-by-step way to be we have the right answer.	
	Let's work this out in a step-by-step way to be <b>concrete</b> we have the right answer.	Let's work this out in a step-by-step way to be <b>concrete</b> we have the right answer.		
Feel free to ignore <b>irrelevant</b> information in the problem description.	Let's work this out in a step-by-step way to be <b>certain</b> we have the right answer.	Let's work this out in a step-by-step way to be <b>certain</b> we have the right answer.	Let's work this out in a step-by-step way to be certain we have the right answer.	Let's work this out in a step-by-step way to be certain we have the right answer.
	Feel free to ignore <b>insignificant</b> information in the problem description.	Feel free to ignore <b>insignificant</b> information in the problem description.	Feel free to ignore <b>insignificant</b> information in the problem description.	Feel free to ignore <b>insignificant</b> information in the problem description.
	Feel free to ignore information in the problem description. (removal)	Feel free to ignore information in the problem description.	Feel free to ignore information in the problem description.	Feel free to ignore information in the problem description.
	Feel free to ignore <b>irrelative</b> information in the problem description.	Feel free to ignore <b>irrelative</b> information in the problem description.		
Let's first understand the problem and devise a plan to <b>solve</b> the problem. Then let's carry out the plan and solve the problem step-by-step.	Feel free to ignore <b>unimportant</b> information in the problem description.	Feel free to ignore <b>unimportant</b> information in the problem description.	Feel free to ignore <b>unimportant</b> information in the problem description.	Feel free to ignore <b>unimportant</b> information in the problem description.
	Let's first understand the problem and devise a plan to <b>tackle</b> the problem. Then let's carry out the plan and solve the problem step-by-step.	Let's first understand the problem and devise a plan to <b>tackle</b> the problem. Then let's carry out the plan and solve the problem step-by-step.	Let's first understand the problem and devise a plan to <b>tackle</b> the problem. Then let's carry out the plan and solve the problem step-by-step.	Let's first understand the problem and devise a plan to <b>tackle</b> the problem. Then let's carry out the plan and solve the problem step-by-step.
	Let's first understand the problem and devise a plan to <b>cope</b> the problem. Then let's carry out the plan and solve the problem step-by-step.	Let's first understand the problem and devise a plan to <b>cope</b> the problem. Then let's carry out the plan and solve the problem step-by-step.	<b>Let's first understand the problem and devise a plan to cope the problem. Then let's carry out the plan and solve the problem step-by-step.</b>	
Let's first understand the problem and devise a plan to <b>solve</b> the problem. Then let's carry out the plan and solve the problem step-by-step.	Let's first understand the problem and devise a plan to <b>crack</b> the problem. Then let's carry out the plan and solve the problem step-by-step.	Let's first understand the problem and devise a plan to <b>crack</b> the problem. Then let's carry out the plan and solve the problem step-by-step.		

Table 22: Example of perturbation filtering for classification prompts. Bold words perturbed via synonyms, co-hyponyms, removal. Filtered by semantic similarity (>30%) and grammar. Rejections in red.



Zero-shot Instructional Prompt	Generated Candidates	Semantic Similarity >30%	Meaningful and grammatically correct	Final Perturbations
Please provide the translation for the <b>following</b> sentence step-by-step and then provide the complete sentence.	Please provide the translation for the <b>upcoming</b> sentence step-by-step and then provide the complete sentence.	Please provide the translation for the <b>upcoming</b> sentence step-by-step and then provide the complete sentence.	Please provide the translation for the <b>consecutive</b> sentence step-by-step and then provide the complete sentence.	Please provide the translation for the <b>upcoming</b> sentence step-by-step and then provide the complete sentence.
	Please provide the translation for the <b>after</b> sentence step-by-step and then provide the complete sentence.	Please provide the translation for the <b>after</b> sentence step-by-step and then provide the complete sentence.	Please provide the translation for the <b>consecutive</b> sentence step-by-step and then provide the complete sentence.	
	Please provide the translation for the <b>next</b> sentence step-by-step and then provide the complete sentence.	Please provide the translation for the <b>next</b> sentence step-by-step and then provide the complete sentence.	Please provide the translation for the <b>next</b> sentence step-by-step and then provide the complete sentence.	Please provide the translation for the <b>next</b> sentence step-by-step and then provide the complete sentence.
	Please provide the translation for the <b>consecutive</b> sentence step-by-step and then provide the complete sentence.	Please provide the translation for the <b>consecutive</b> sentence step-by-step and then provide the complete sentence.		
Please <b>detect</b> the error type firstly and refine the translation then.	Please <b>observe</b> the error type firstly and refine the translation then.	Please <b>observe</b> the error type firstly and refine the translation then.	Please <b>observe</b> the error type firstly and refine the translation then.	Please <b>observe</b> the error type firstly and refine the translation then.
	Please the error type firstly and refine the translation then. (removal)	Please the error type firstly and refine the translation then.	Please the error type firstly and refine the translation then.	
	Please <b>notice</b> the error type firstly and refine the translation then.	Please <b>notice</b> the error type firstly and refine the translation then.	Please <b>notice</b> the error type firstly and refine the translation then.	Please <b>notice</b> the error type firstly and refine the translation then.
	Please <b>discern</b> the error type firstly and refine the translation then.	Please <b>discern</b> the error type firstly and refine the translation then.	Please <b>discern</b> the error type firstly and refine the translation then.	Please <b>discern</b> the error type firstly and refine the translation then.
	Please <b>pick out</b> the error type firstly and refine the translation then.	Please <b>pick out</b> the error type firstly and refine the translation then.		

Table 23: Example of perturbation filtering process for translation task prompts. Bold words are perturbed via synonyms, co-hyponyms, and removal. Perturbations are filtered by semantic similarity (>30%) and grammatical correctness. Rejections in red.

Original Word	Generated Candidates	20%	30%	40%	50%
Let's	We should (49.13%)	Accept	Accept	Accept	Reject
	It is recommended that we (21.29%)	Accept	Reject	Reject	Reject
	We can (51.57%)	Accept	Accept	Accept	Accept
First	Before anything else (47.05%)	Accept	Accept	Accept	Reject
	Right off the bat (25.66%)	Accept	Reject	Reject	Reject
Understand	Perceive (58.85%)	Accept	Accept	Accept	Accept
	Apprehend (42.68%)	Accept	Accept	Accept	Reject
Problem	Dilemma (72.35%)	Accept	Accept	Accept	Accept
	Hurdle (35.48%)	Accept	Accept	Reject	Reject
	Difficulty (60.58%)	Accept	Accept	Accept	Accept
Devise	Design (37.65%)	Accept	Accept	Reject	Reject
	Draft (36.57%)	Accept	Accept	Reject	Reject
	Set up (36.85%)	Accept	Accept	Reject	Reject
Plan	Procedure (44.23%)	Accept	Accept	Accept	Reject
	Strategy (57.06%)	Accept	Accept	Accept	Accept
Solve	Crack (29.82%)	Accept	Reject	Reject	Reject
	Tackle (40.75%)	Accept	Accept	Accept	Reject
Step-by-step	Progressively (38.88%)	Accept	Accept	Reject	Reject
	Phase by phase (30.38%)	Accept	Accept	Reject	Reject
	Inch by inch (21.12%)	Accept	Reject	Reject	Reject
Accuracy		85%	95%	65%	40%

Table 24: Evaluation of semantic similarity thresholds (20%-50%) on the 0-PS prompt using 20 manually validated word variants. Each row shows an original word, its generated alternatives with similarity scores, and acceptance decisions across thresholds. Green indicates correct decisions (accept/reject), red indicates incorrect ones. The accuracy row demonstrates that 30% provides optimal performance (95%) in identifying meaningfully related perturbations.

## A.8 Token Usage per Instructional Prompt

	AQUA-RAT			Big Bench			GSM8K		
	Input tokens	Output tokens	Total tokens	Input tokens	Output tokens	Total tokens	Input tokens	Output tokens	Total tokens
0-CoT	600765	1825656	2426421	871710	1204340	2076050	488985	1098887	1587872
0-CoTB	1735827	3800599	5536426	2464368	2502721	4967089	1435263	3207869	4643132
0-CoTR	2472444	4488703	6961147	3447846	2974113	6421959	2070036	4367080	6437116
0-IRR	1390389	3014827	4405216	1974426	1831424	3805850	1149441	1895271	3044712
0-PS	4088076	9379794	13467870	5581284	6834640	12415924	3472044	7837170	11309214
Total	10287501	22509579	32797080	14339634	15347238	29686872	8615769	18406277	27022046

Table 25: Estimation of token usage per instructional prompt across different datasets (AQUA-RAT, Big Bench, and GSM8K) using GPT-4o mini. This table presents the input tokens, output tokens, and total tokens calculated with space-based tokenization. Actual tokenization methods employed by GPT-4o mini may vary, and thus these figures serve as approximations of token usage.