
DHP: Discrete Hierarchical Planning for HRL Agents

Shashank Sharma
 Department of Computer Science
 University of Bath
 ss3966@bath.ac.uk

Janina Hoffmann
 Department of Psychology
 University of Bath
 jah253@bath.ac.uk

Vinay Nambodiri
 Department of Computer Science
 University of Bath
 vpn22@bath.ac.uk

Abstract

Hierarchical Reinforcement Learning (HRL) agents often struggle with long-horizon visual planning due to their reliance on error-prone distance metrics. We propose Discrete Hierarchical Planning (DHP), a method that replaces continuous distance estimates with discrete reachability checks to evaluate subgoal feasibility. DHP recursively constructs tree-structured plans by decomposing long-term goals into sequences of simpler subtasks, using a novel advantage estimation strategy that inherently rewards shorter plans and generalizes beyond training depths. In addition, to address the data efficiency challenge, we introduce an exploration strategy that generates targeted training examples for the planning modules without needing expert data. Experiments in 25-room navigation environments demonstrate 100% success rate (vs 82% baseline) and 73-step average episode length (vs 158-step baseline). The method also generalizes to momentum-based control tasks and requires only $\log N$ steps for replanning. Theoretical analysis and ablations validate our design choices.

1 Introduction

Hierarchical planning enables agents to solve complex tasks through recursive decomposition [8], but existing approaches face fundamental limitations in long-horizon visual domains. While methods using temporal distance metrics [27, 2] or graph search [10] have shown promise, their reliance on precise continuous distance estimation creates two key challenges:

- **Coupled Learning Dynamics:** Distance estimates depend on the current policy’s quality, where suboptimal policies produce misleading distances and practical implementations may require arbitrary distance cutoffs [2, 10].
- **Exploratory Objective:** The intrinsic rewards used for training explorers may not align with the planning objective leading to inaccurate distance measures by design (Fig. 9).

We address these issues by reformulating hierarchical planning through discrete reachability – a paradigm shift from "How far?" to "Can I get there?". Our method (DHP) evaluates plan feasibility through binary reachability checks rather than continuous distance minimization. This approach builds on two insights: local state transitions are easier to model than global distance metrics, and reachability naturally handles disconnected states through 0/1 signaling.

Our key contributions:

- A reachability-based discrete reward scheme for planning (Sec. 2.3.2, Fig. 7d)

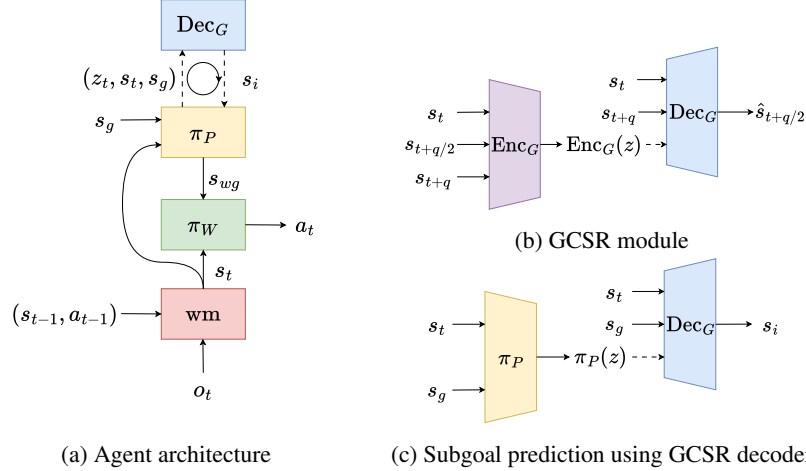


Figure 1: Illustrations for different module architectures. (a) Overall planning agent architecture. The world model predicts the state s_t , the planner takes the current and goal states (s_t, s_g) to output a latent variable z , the GCSR Decoder is then used to predict a subgoal s_i . Then the subgoal is used as a goal to predict another subgoal. This continues recursively till a reachable subgoal s_{wg} is found, which is then passed to the worker. (b) The GCSR module is a conditional VAE that consists of an encoder and a decoder optimized to predict midway states, given the initial and final states. (c) The planning policy uses the GCSR decoder to predict subgoals.

- An advantage estimation algorithm for tree-structured trajectories (Sec. 2.3.3, Fig. 7b).
- A memory conditioned exploration strategy outperforming expert data (Sec. 2.4, Figs. 7c,10).
- An extensive ablation study that measures the contribution of each module (Sec. 3.2).

Empirical results confirm these design choices. On the 25-room navigation benchmark, DHP achieves perfect success rates (100% vs 82%) with 2.1x shorter trajectories than state-of-the-art (Sec. 3.1). Our ablation studies demonstrate that both the reachability paradigm and the novel advantage estimation contribute significantly to these gains (Section 3.2). We also test our method in a momentum-based RoboYoga environment for generalizability. The code is available at: <URL redacted>.

2 Discrete Hierarchical Planning (DHP)

In the context of Markovian Decision Processes (MDP), a Reinforcement Learning task can be imagined as an agent transitioning through states s_t using actions a_t . Our task is to find the shortest path between any two given states (s_t, s_g) . To do this, we first use an explorer to collect a dataset of useful trajectories possible within the environment. Then we learn a planning policy that learns to predict subgoals that decompose the initial task into two simpler sub-tasks. The recursive application of the policy breaks the subtasks further till subtasks directly manageable by the worker are found.

2.1 Agent Architecture

We use the base architecture from the Director [14], which consists of three modules: world-model, worker, and manager. World model is implemented using the Recurrent State Space Module (RSSM) [13] that learns state representations s_t using a sequence of image observations o_t . The worker policy π_W learns to output environmental actions a_t to reach nearby states s_{wg} . The manager π_M is a higher-level policy that learns to output desirable sub-goal states s_{wg} for the worker (updated every K steps) in the context of an external task and the exploratory objective jointly. We use our explorer policy π_E and the planning policy π_P as the manager. Figure 1a shows the agent architecture during inference using π_P . The worker and the world-model are trained using the default objectives from the Director (for more details see Appendix B). First, we describe our planning policy and then derive an exploratory strategy fit for it.

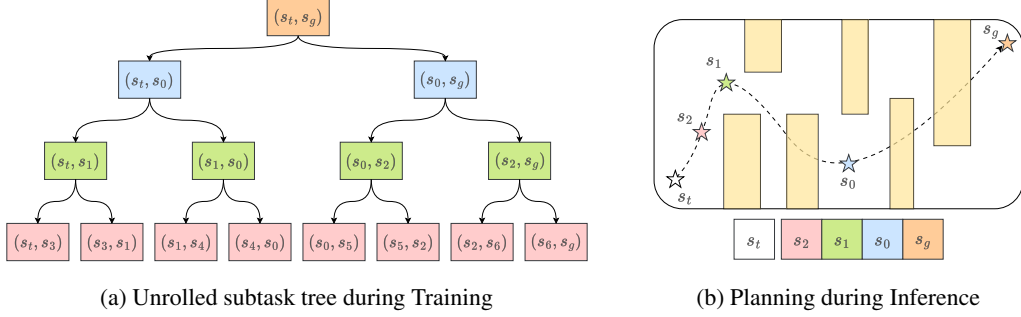


Figure 2: The figure illustrates the plan unrolling process during the training and inference phases. (a) During **Training**, the initial subtask (s_t, s_g) is recursively decomposed into smaller tasks by midway subgoal prediction to generate a subtask tree. The lowest level nodes represent the simplest decomposition of the initial task as: $(s_t, s_g) \rightarrow (s_t, s_3, s_1, s_4, s_0, s_5, s_2, s_6, s_g)$. (b) During **Inference**, only the first branch of the tree is unrolled. Here, the agent is tasked to get to s_g . So it first divides the task (s_t, s_g) into two chunks by inserting s_0 . Then it proceeds to divide the subtask (s_t, s_0) by inserting s_1 and ignoring the second part (s_0, s_g) . The recursive division continues till the first subgoal reachable in K steps is found. This results in a stack of subgoals shown at the bottom.

2.2 Planning Policy

The Planning policy π_P is a goal-conditioned policy that takes the current and goal state as inputs to yield a subgoal. However, predicting directly in the continuous state space leads to the problem of high-dimensional continuous control [14, 27]. To reduce the search space for the planning policy, we train a discrete Conditional Variational AutoEncoder (CVAE) that learns to predict midway states $s_{t+q/2}$ given an initial and a final state (s_t, s_{t+q}) . We call this module Goal-Conditioned State Recall (GCSR). It consists of an Encoder and a Decoder (Fig. 1b). The Encoder takes the initial, midway, and final states $(s_t, s_{t+q/2}, s_{t+q})$ as input to output a distribution over a latent variable $\text{Enc}_G(z|s_t, s_{t+q/2}, s_{t+q})$. The Decoder uses the states (s_t, s_{t+q}) and a sample from the latent distribution $z \sim \text{Enc}_G(z)$ to predict the midway state $\text{Dec}_G(s_t, s_{t+q}, z) \rightarrow \hat{s}_{t+q/2}$. The module is optimized using the explorer collected data to minimize the ELBO objective (Eq. 1). A mixture of categoricals (4×4) as the prior latent distribution $p_G(z)$ for all our experiments. Triplets at multiple temporal resolutions $q \in Q$ are extracted, allowing the agent to function at all temporal resolutions. For minimum overlap between resolutions, we use exponentially increasing temporal resolutions, $Q = \{2K, 4K, 8K, \dots\}$.

$$\mathcal{L}(\text{Enc}_G, \text{Dec}_G) = \sum_{q \in Q} \left\| s_{t+q/2} - \text{Dec}_G(s_t, s_{t+q}, z) \right\|^2 + \beta \text{KL}[\text{Enc}_G(z|s_t, s_{t+q/2}, s_{t+q}) \parallel p_G(z)]$$

where $z \sim \text{Enc}_G(z|s_t, s_{t+q/2}, s_{t+q})$ (1)

The planning policy predicts in the learned latent space, which are expanded into sub-goals using the GCSR decoder as: $\text{Dec}_G(s_t, s_g, z)$ where $z \sim \pi_P(z|s_t, s_g)$ (Fig. 1c). Note that the word *discrete* in our title refers to our plan evaluation method (Sec. 2.3.2), not the action space of the planning policy.

2.3 Planning Policy Optimization

The planning policy is optimized as a Soft-Actor-Critic (SAC) [12] in three steps: construct plans between random state pairs (Sec. 2.3.1), plan evaluation using discrete rewards and our novel advantage estimation method (Sec. 2.3.2, 2.3.3), and policy updates using policy gradients (Sec. 2.3.4).

2.3.1 Plan Unrolling

Given the initial and final states (s_t, s_g) , a subgoal generation method predicts an intermediate subgoal s_0 that breaks the task into two simpler subtasks (s_t, s_0) and (s_0, s_g) . The recursive application of the subgoal operator breaks the initial task, leading to a tree of subtasks τ . The root node n_0 represents the original task (s_t, s_g) , and each remaining node n_i in the tree τ represents a sub-task. At each node

n_i , the policy predicts a subgoal as: $s_i = \text{Dec}_G(n_{i,0}, n_{i,1}, z)$ where $z \sim \pi_P(z_i | n_i)$. The preorder traversal of the subtask tree of depth D can be written as $n_0, n_1, n_2, \dots, n_{2^{D+1}-2}$. Figure 2a shows an example unrolled tree. The lowest-level nodes show the smallest decompositions of the task under the current planning policy π_P .

Inference: Unlike traditional methods for hierarchical planning (eg, cross-entropic methods (CEM) [29, 22]), which require unrolling multiple full trees followed by evaluation at runtime, our method does not require full tree expansion. A learned policy always predicts the best estimated subgoal by default. This also means that we do not need to unroll the second subtask further at each node because only the first reachable subgoal is required (Fig. 2b).

2.3.2 Discrete Rewards Scheme

We want to encourage trees that end in subtasks manageable by the worker. A subtask is worker-manageable if the node goal $n_{i,1}$ is reachable by the worker from the node initial state $n_{i,0}$. Since learning modules inside other learned modules can compound errors, we use a more straightforward method to check reachability. We simulate the worker for K steps using RSSM imagination, initialized at $n_{i,0}$ with goal $n_{i,1}$. If the `cosine_max` similarity measure between the worker’s final state $s_{t,i}$ and the assigned goal state is above a threshold Δ_R , the node is marked as *terminal* (Eq. 2). The *terminal* nodes do not need further expansion, which is different from the word’s usual meaning in the context of trees. And the lowest layer nodes in a finite depth unrolled tree are called *truncated* nodes. Computing the *terminal* array T_i allows supporting imperfect trees with branches terminating at different depths. A plan is considered *valid* if all its branches end in *terminal* nodes. The policy is rewarded 1 at *terminal* nodes and 0 otherwise (Eq. 3). A discrete reward scheme allows for optimization that increases the likelihood of *valid* plans over distance-based approaches that gradually optimize the policy to reduce path length.

$$T_i = T_{(i-1)/2} \vee \text{cosine_max}(s_{t,i}, n_{i,1}) > \Delta_R \quad (2)$$

$$R_i = \begin{cases} 1, & \text{if } T_i == \text{True} \\ 0, & \text{otherwise} \end{cases} \quad (3)$$

2.3.3 Return Estimation for Trees

Taking inspiration from the standard discounted return estimation for *linear* trajectories (sequence of states) [31], we propose an approach for tree trajectories. Returns for a *linear* trajectory are computed as the reward received at the next step and discounted rewards thereafter, $G_t = R_{t+1} + \gamma G_{t+1}$. Similarly, the return estimation for trees is the minimum discounted return from the child nodes. Given a tree trajectory τ , the Monte-Carlo return, the 1-step return, and the lambda return for each non-*terminal* node as can be written as:

$$G_i = (1 - T_i) \cdot \min(R_{2i+1} + \gamma G_{2i+1}, R_{2i+2} + \gamma G_{2i+2}) \quad (4)$$

$$G_i^0 = (1 - T_i) \cdot \min(R_{2i+1} + \gamma v_P(n_{2i+1}), R_{2i+2} + \gamma v_P(s_{2i+2})) \quad (5)$$

$$G_i^\lambda = (1 - T_i) \cdot \min(R_{2i+1} + \gamma((1 - \lambda)v_P(n_{2i+1}) + \lambda G_{2i+1}^\lambda), R_{2i+2} + \gamma((1 - \lambda)v_P(s_{2i+2}) + \lambda G_{2i+2}^\lambda)) \quad (6)$$

All branches should end in *terminal* nodes to score a high return with the above formulation. Also, since the discount factor diminishes the return with each additional depth, the agent can score higher when the constructed tree is shallow (less maximum depth). This characteristic is similar to *linear* trajectories, where the return is higher for shorter paths to the goal [33].

Fig. 3 illustrates example return evaluations for Monte-Carlo returns and n -step truncated returns that use value estimates to replace rewards at the non-*terminal truncated* nodes. The n -step returns allow for generalization beyond the maximum unrolled depth D (Sec. A.2.2). Thus, the tree can be unrolled for higher depths D_I during inference. We show that the Bellman operators for the above returns are contractions and repeated applications cause the value function v_P^π to approach a stationary v^* (Sec. A.4). We explore how the return penalizes maximum tree depth and encourages balanced trees in Sec. A.2.3, implying that the policy breaks tasks roughly halfway.

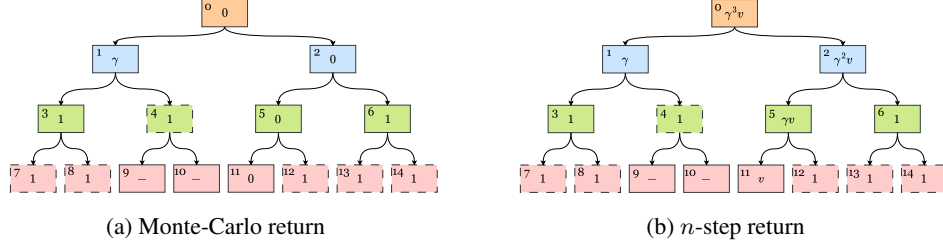


Figure 3: Example return estimations for an imperfect tree (node indices at top-left). The dash-bordered cells indicate *terminal* nodes where the policy receives a 1 reward and the branch terminates. While one of the branches terminates early ($i = 4$), one does not for the unrolled depth ($i = 11$). (a) Since we compute the return as the min of the child nodes, the Monte-Carlo return at the root node is 0 in this case. However, there is still a positive learning signal induced at nodes ($i = 1, 3, 6$). (b) Using the critic as a baseline for computing n -step returns. The n -step returns allow bootstrapping by substituting the reward with value estimates v at the *truncated* node ($i = 11$). This induces a learning signal at the root node even if the plan is incomplete for the unrolled depth.

2.3.4 Policy Gradients

Using tree return estimates (we use n -step lambda returns in all cases), we derive the policy gradients for the planning policy as (Eq. 7, proof in Sec. A.1). We show that if the function G_i^λ is replaced by a function independent of the policy actions, the expectation reduces to 0, implying that we can use the value function as a baseline for variance reduction (Th. A.2). With policy gradients and an entropy term, to encourage random exploration before convergence, we construct the loss function for the actor π_P and critic v_P as (sum over all nodes except the *terminal* and *truncated* nodes):

$$\nabla_{\pi_P} J(\pi_P) = \mathbb{E}_\tau \sum_{i=0}^{2^D-2} G_i^\lambda(\tau) \nabla_{\pi_P} \log \pi_P(z_i | n_i) \quad (7)$$

$$\mathcal{L}(\pi_P) = -\mathbb{E}_{\tau \sim \pi_P} \sum_{i=0}^{2^D-2} (1 - T_i) \cdot (G_i^\lambda - v_P(n_i)) \log \pi_P(z_i | n_i) + \eta \mathbb{H}[\pi_P(z_i | n_i)] \quad (8)$$

$$\mathcal{L}(v_P) = \mathbb{E}_{\tau \sim \pi_P} \sum_{i=0}^{2^D-2} (1 - T_i) \cdot (v_P(n_i) - G_i^\lambda)^2 \quad (9)$$

2.4 Explorer

During exploration, an exploration policy π_E is used as a manager to drive the worker behavior. For the same problem of continuous control, the Explorer predicts goals in a discrete latent space learned using a VAE. As the predicted states do not need to be conditioned on other states like the planner, the Explorer VAE learns state representations unconditionally (similar to Director). The Explorer VAE consists of an encoder and a decoder ($\text{Enc}_U, \text{Dec}_U$). The encoder predicts latent distributions using state representations: $\text{Enc}_U(z | s_t)$, and the decoder tries to reconstruct the states using the samples from the latent distribution: $\text{Dec}_U(z)$ (Fig. 4a). As the prediction space is unconstrained, we use a larger latent size (8×8 mixture of categoricals). The VAE is optimized using the ELBO loss (Eq. 10). The Explorer is implemented as an SAC (Fig. 4b) and optimizes an intrinsic exploratory reward.

$$\mathcal{L}(\text{Enc}_U, \text{Dec}_U) = \|s_t - \text{Dec}_U(z_t)\|^2 + \beta \text{KL}[\text{Enc}_U(z_t | s_t) \parallel p_U(z)] \quad \text{where} \quad z_t \sim \text{Enc}_U(z_t | s_t) \quad (10)$$

2.4.1 Exploratory Reward

Since the planning policy π_p uses the GCSR decoder for subgoal prediction, it is limited to the subgoals learned by the GCSR module. The GCSR training data must contain all possible state triplets in the environment for the planner to function well. To do this, we formulate our exploratory objective to encourage the Explorer to enact trajectories not modeled well by the GCSR module. If

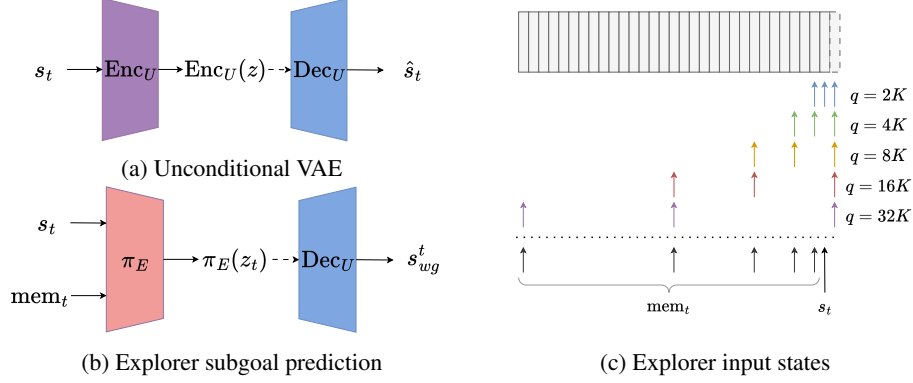


Figure 4: (a) Unconditional VAE that learns to predict states not conditioned on other states. (b) The explorer using the memory and the VAE decoder to predict subgoals for the worker. (c) Illustration showing the states required as inputs for the Explorer for an example trajectory (shown at the top) being played out by an agent. It is a coarse trajectory that shows every K -th frame. The agent is at state s_t and will receive rewards when it moves into the placeholder future state s_{t+1} (dashed border). The rewards at s_{t+1} will be computed using the GCSR for different temporal resolutions $q \in Q$ indicated on the right. The colored arrows indicate the state triplet required to compute the exploratory reward at s_{t+1} . Combining these state dependencies and removing redundancies yields the input requirements indicated below the dashed line. The inputs consist of the current state and the memory.

Explorer traverses a trajectory that contains a state triplet $(s_t, s_{t+q/2}, s_{t+q})$, the modeling error is measured as the mean squared error between sub-goal $s_{t+q/2}$ and its prediction using the GCSR decoder. We compute the exploratory rewards for state s_t based on the previous states as:

$$R_t^E = \sum_{q \in Q} \|s_{t-q/2} - \text{Dec}_G(s_{t-q}, s_t, z)\|^2 \quad \text{where} \quad z \sim \text{Enc}_G(s_{t-q}, s_{t-q/2}, s_t) \quad (11)$$

2.4.2 Memory Augmented Explorer

Since the exploratory rewards for the current step depend on the past states, the Explorer needs to know them to guide the agent accurately along rewarding trajectories. Fig. 4c shows the state dependencies for the exploratory rewards at different temporal resolutions q . Each temporal resolution q requires $(s_{t-q}, s_{t-q/2})$ for computing reward. For our case, the past states required are: $[(s_{t-K}, s_{t-2K}), (s_{t-2K}, s_{t-4K}), \dots]$ for each $q \in \{2K, 4K, \dots\}$ respectively. Removing the duplicates reduces the set of states required to: $\{s_t, s_{t-K}, s_{t-2K}, \dots\}$.

To address this, we provide a memory of the past states as an additional input to the exploratory manager SAC $(\pi_E(s_t, \text{mem}_t), v_E(s_t, \text{mem}_t))$ (Fig. 4b). We implement this by maintaining a memory buffer that remembers every K -th visited state. Then, we extract the required states as memory for the Explorer. For a trajectory rollout of length T , the required size of the memory buffer is $L_{\text{mem}} = T/K$, and the size of the memory input is $\log_2 L_{\text{mem}}$.

Practical Consideration: It can be practically infeasible to maintain a large memory buffer. However, our memory formulation is highly flexible and allows us to ignore exploratory rewards that require states far in the past. For all our experiments, we use $T = 64$ length rollouts with $L_{\text{mem}} = 8$ and memory input size: 3. The trajectory length also limits the temporal resolutions q for which the exploratory rewards can be computed. While not entirely optimal, this is sufficient for a significant performance improvement (Fig. 7c).

2.4.3 Policy Optimization

The Explorer is optimized as an SAC using the policy gradients from the REINFORCE objective. RSSM is used to imagine trajectories κ , followed by extracting every K -th frame of the rollout as abstract trajectories. For clarity, let the time steps of the abstract trajectory be indexed by k , where $k = t/K$. Then, the lambda returns G_k^λ are computed for the abstract trajectories using a discount



Figure 6: Samples plan by our agent during training and inference. (a) Samples of full plans as sequences of subgoals from the start states (left) to the goal states (right). The subgoals are extracted from the goal states of all *terminal* nodes. The blanks are when nodes terminate before maximum depth. (b) Sample subgoals generated during inference. The first and last images indicate the initial and goal states. Other images represent subgoals that break the path from the initial to the image on its right [Same order as 2b]. Blanks are when a reachable subgoal is found before the max depth.

factor γ_L (Eq. 12). Finally, the lambda returns are used to formulate the explorer actor and critic loss (Eq. 13,14).

$$G_k^\lambda = R_{k+1}^E + \gamma_L((1 - \lambda)v_E(s_{k+1}) + \lambda G_{k+1}^\lambda) \quad (12)$$

$$\mathcal{L}(\pi_E) = -\mathbb{E}_{\kappa \sim \pi_E} \sum_{k=0}^{T/K-1} (G_k^\lambda - v_E(s_k, \text{mem}_k)) \log \pi_E(z_k | s_k, \text{mem}_k) + \eta \mathbb{H}[\pi_E(z_k | s_k, \text{mem}_k)] \quad (13)$$

$$\mathcal{L}(v_E) = \mathbb{E}_{\kappa \sim \pi_E} \sum_{k=0}^{T/K-1} (v_E(s_k, \text{mem}_k) - G_k^\lambda)^2 \quad (14)$$

3 Evaluation & Results

Task Details

We extensively test our agent in the 25-room environment, a 2D maze task where the agent has to navigate through connected rooms to reach the target position. Benchmarks from previous methods show average episode duration > 150 steps, indicating a long-horizon task. Observations are provided as initial and goal states (64×64 images) and a reward $0 < R \leq 1$ upon reaching the goal position. Each episode lasts 400 steps before terminating with a 0 reward. We use the same evaluation parameters as the previous benchmarks and average across 100 runs [27]. We also test our method in momentum-based environments like RoboYoga [20], which can be challenging due to the lack of momentum information in a single image (goal).

Agent Hyperparameters

We use a common hyperparameter setup for all tasks. The goal refresh rate is set to $K = 8$, and the modeled temporal resolutions as $Q = \{2K, 4K, 8K, 16K, 32K\}$. The depth of the unrolled tree during training is $D = 5$ and during inference is $D_I = 8$ unless specified otherwise. For the first 3M steps, the explorer is used as the manager, then it shifts to the planning policy. The agent is trained every 16 environmental steps. Please refer to section B for complete training details.

3.1 Results

Figure 6 shows the sample solutions generated by our agent during training and inference. Our agent can navigate the maze to reach far goals successfully and is interpretable.

We compare the performance in terms of the average success rate in reaching the goal state and the average path length against previous methods. Goal-Conditioned Behavioral Cloning (**GC BC**, [24]) that learns goal-reaching behavior from example goal-reaching behavior. Visual foresight (**VF**,




Figure 5: Full maze with a sample run using our agent.

Agent	Success rate	Average episode length	Sample complexity	Time complexity
GC BC	7%	402.48	1	1
GC-Director	9%	378.89 ± 87.67	1	1
LEXA (Cos)	20%	321.04 ± 153.29	1	1
VF	26%	362.82	MN	N
GCP	82%	158.06	$(2N + 1)M$	$\log N$
LEXA (Temp)	90%	70.34 ± 111.14	1	1
DHP (<i>Ours</i>)	100%	73.84 ± 46.54	$\log N$	$\log N$

Table 1: Average Performance of different approaches on the 25-room navigation task over 100 evaluation runs. N is the number of plan steps, and M is the number of samples generated per plan.

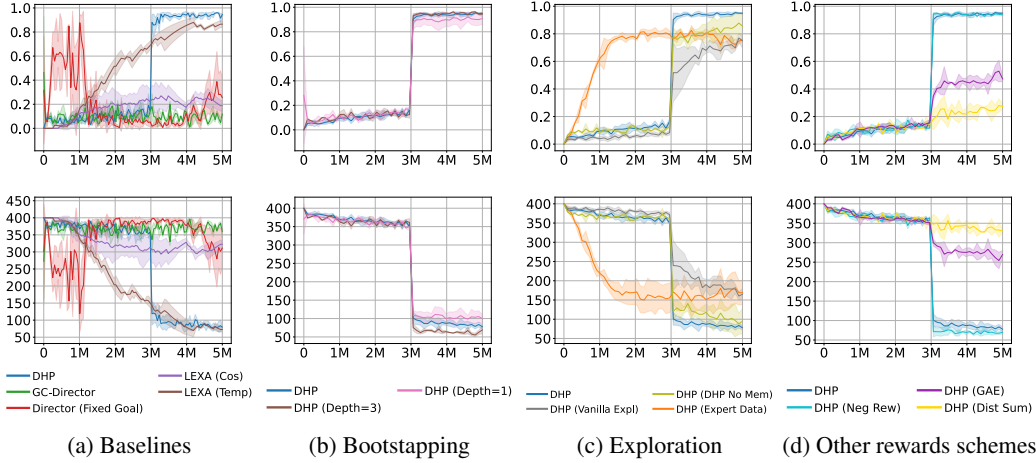


Figure 7: Experimental results (mean and stddev across 3 seeds) shown with episodic reward (*top* row) and average episode length (*bottom* row) against the environmental steps. The sharp performance rise for our methods indicates the switch from exploration to planning. (a) **Baselines**: Comparing our method DHP with state-of-the-art methods. (b) **Bootstrapping**: Compares shallow training depth models ($D = 1, 3$) with the default training depth. (c) **Explore data** Comparison of planning policy performance trained on different data. (d) Comparison of **Other reward schemes**.

[9]) that optimizes rollouts from a forward prediction model via the cross-entropic method (CEM, [29, 23]). Hierarchical planning using Goal-Conditioned Predictors (**GCP**, [27]) optimized using CEM to minimize the predicted distance cost. Goal-Conditioned Director (**GC-Director**). And **LEXA**, a SOTA sequential planning method that also uses an explorer and a planner but optimizes continuous rewards *cosine* and *temporal*. GC BC, VF, and GCP performances are taken from [27], which uses the same evaluation strategy. Table 1 shows that our model outperforms the previous work in terms of success rate and average episode lengths. Our method and **LEXA (Temp)** yield the shortest episode lengths. However, note that while LEXA explicitly optimizes for path lengths, our method uses an implicit objective.

Fig. 7a shows the score and episode length plots for some methods. Here, we plot an extra experiment, **Director (Fixed Goal)**, where the goal remains fixed and the agent only inputs the current state image. It can be seen that the agent shows signs of learning, the score falls but rises again around 8M steps to $\sim 70\%$. Comparing this to **GC-Director** (which completely fails) shows that the issue is not navigation or agent size, but the complexity of a goal-conditioned long-horizon task that requires planning.

3.2 Ablations

Can the planning method generalize to higher depths?

We train two DHP agents with maximum tree depth during planning to 3 and 1. The 1 depth agent is only allowed to break the given task once for learning. Fig. 7b shows the comparison of the agents, and it can be seen that all agents perform similarly.

Does the complex exploration strategy help?

We compare the performance of the planning policy trained against three variants: using expert data (collected using a suboptimal policy in [27]), vanilla exploration objective using the reconstruction errors from the unconditional VAE (Sec. 2.4), and using an explorer without the memory. Fig. 7c shows the comparison, and it can be seen that the default agent performs noticeably better.

Can the method perform in other environments?

We test our agent in the Deepmind Control Suite [34] based RoboYoga [20] environment. The task requires walker and quadruped agents to reach a goal body orientation specified by an image. The environment is challenging because it rewards the agent to maintain the goal position, while our agent only plans to reach the goal state. Also, the goal states do not encode the momentum information. Fig. 8 shows the performance, of our agent at the tasks. Our agent can solve the walker task, but struggles at quadruped. We observed that our walker agent maintains the overall pose but constantly sways about the goal position. Fig. 12 shows an episode where the agent headstands constantly.

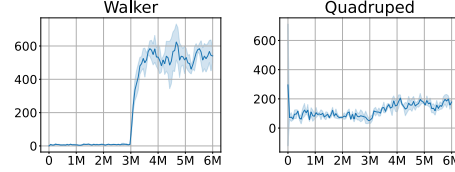


Figure 8: Robo Yoga Environments

How does the method perform with other reward and return schemes?

We compare the default agent against a few variants: **DHP (Neg Rew)** That rewards -1 at non-terminal nodes and 0 at terminal (like an existence penalty), **DHP (GAE)** that estimates advantages as min of the GAE advantages for each child node, and **DHP (Dist Sum)** rewards negative estimated distances (between $n_{i,0}$ and $n_{i,1}$) at each node. Fig. 7d shows that the **Neg Rew** agent performs as well as the default method, while the others don't perform as well.

4 Related Work

Hierarchical RL Agents: Hierarchical reinforcement learning (HRL) is a set of techniques that abstracts actions [4, 35, 3, 32, 26, 21]. Foundational works like the options framework [32] and MAXQ decomposition [8] introduced temporal abstraction, allowing agents to reason at multiple time scales. Modern approaches learn hierarchical policies through mutual information (Causal InfoGAN [17], DADS [30]), latent space planning (Director [14]), or trajectory encoding (OPAL [1]). These show that hierarchical decomposition aids efficient exploration and credit assignment for planning.

Planning Algorithms: Planning methods aim to solve long-horizon tasks efficiently by exploring future states and selecting optimal actions [18, 6]. Monte Carlo Tree Search (MCTS) [5] expands a tree of possible future states by sampling actions and simulating outcomes. While effective in discrete action spaces, MCTS struggles with scalability in high-dimensional or continuous environments. Visual Foresight methods [9, 11, 13] learned visual dynamics models to simulate future states, enabling planning in pixel-based environments. However, they require accurate world models and can be computationally expensive. Some use explicit graph search over the replay buffer data [10]. Model Predictive Control (MPC) [22, 23] is an online planner that samples future trajectories and optimizes actions over a finite horizon. These methods rely on sampling the future state and thus do not scale well with the horizon length. LEXA [16] is a policy-based linear planner that also uses an explorer for data collection.

To address the challenges of long-horizon tasks, some planning algorithms decompose complex problems into manageable subtasks by predicting intermediate subgoals [25, 15, 27?]. MAXQ [8] decomposes the value function of the target Markov Decision Process (MDP) into an additive combination of smaller MDPs. Sub-Goal Trees [15] and CO-PILOT [2] learn a subgoal prediction policy optimized to minimize the total predicted distance measures of the decomposed subtasks. GCP [27] and kSubS [7] use specialized subgoal predicting modules to search for plans. DHRL [19] uses efficient graph search by decoupling the time horizons of high-level and low-level policies.

While these methods have demonstrated success, they rely heavily on distance-based metrics, which are challenging to learn and sensitive to policy quality [10, 2]. In contrast, our method uses discrete reachability-based rewards that are easier to accurately estimate and provide clearer learning signals.

5 Discussion & Future Work

DHP architecture allows us to train a future-conditioned (goal) planning policy π_P and a past-conditioned (memory) explorer policy π_E . The resulting model performs expertly on the standard 25-room long-horizon task, where the current SOTA approaches fail (Fig. 7a). The ablations show that the method generalizes beyond the training depths (Fig. 7b), the exploratory rewards significantly impact performance which are further enhanced using memory (Fig. 7c), and possible alternate reward schemes (Fig. 7d). Our method relies on imagination for training, which allows plan evaluation without the need to access the internal environmental state, but it may have inaccuracies (Fig. 8). However, we observed better results with discrete rewards than with the distance-based approach for our model (Fig. 7d). The architecture is flexible, and components can be used in isolation, e.g., the planning policy optimization can be combined with custom reachability measures. For future work, the agent can benefit from better and generic goal-state estimation mechanisms, preferably multimodal. The agent can also learn to generate goals for itself via a curriculum for targeted exploration, which can benefit exploration in complex environments with multiple bottleneck states that require a long-term commitment to a goal for efficient exploration. Given this, we show that the agent can be helpful at solving long-horizon tasks and believe that the ideas presented in the paper can be beneficial to the community. The code for the agent is available at: <URL redacted>.

References

- [1] Anurag Ajay, Aviral Kumar, Pulkit Agrawal, Sergey Levine, and Ofir Nachum. {OPAL}: Offline primitive discovery for accelerating offline reinforcement learning. In *International Conference on Learning Representations*, 2021.
- [2] Shuang Ao, Tianyi Zhou, Guodong Long, Qinghua Lu, Liming Zhu, and Jing Jiang. Co-pilot: Collaborative planning and reinforcement learning on sub-task curriculum. *Advances in Neural Information Processing Systems*, 34:10444–10456, 2021.
- [3] Andrew G Barto and Sridhar Mahadevan. Recent advances in hierarchical reinforcement learning. *Discrete event dynamic systems*, 13(1):41–77, 2003.
- [4] Matthew M Botvinick, Yael Niv, and Andrew G Barto. Hierarchically organized behavior and its neural foundations: A reinforcement learning perspective. *Cognition*, 113(3):262–280, 2009.
- [5] Cameron B Browne, Edward Powley, Daniel Whitehouse, Simon M Lucas, Peter I Cowling, Philipp Rohlfshagen, Stephen Tavener, Diego Perez, Spyridon Samothrakis, and Simon Colton. A survey of monte carlo tree search methods. *IEEE Transactions on Computational Intelligence and AI in games*, 4(1):1–43, 2012.
- [6] Howie Choset, Kevin M Lynch, Seth Hutchinson, George A Kantor, and Wolfram Burgard. *Principles of robot motion: theory, algorithms, and implementations*. MIT press, 2005.
- [7] Konrad Czechowski, Tomasz Odrzygóźdź, Marek Zbysiński, Michał Zawalski, Krzysztof Olejnik, Yuhuai Wu, Łukasz Kuciński, and Piotr Miłoś. Subgoal search for complex reasoning tasks. *Advances in Neural Information Processing Systems*, 34:624–638, 2021.
- [8] Thomas G Dietterich. Hierarchical reinforcement learning with the maxq value function decomposition. *Journal of artificial intelligence research*, 13:227–303, 2000.
- [9] Frederik Ebert, Chelsea Finn, Sudeep Dasari, Annie Xie, Alex Lee, and Sergey Levine. Visual foresight: Model-based deep reinforcement learning for vision-based robotic control. *arXiv preprint arXiv:1812.00568*, 2018.
- [10] Ben Eysenbach, Russ R Salakhutdinov, and Sergey Levine. Search on the replay buffer: Bridging planning and reinforcement learning. *Advances in neural information processing systems*, 32, 2019.
- [11] Chelsea Finn and Sergey Levine. Deep visual foresight for planning robot motion. In *2017 IEEE International Conference on Robotics and Automation (ICRA)*, pages 2786–2793. IEEE, 2017.
- [12] Tuomas Haarnoja, Aurick Zhou, Pieter Abbeel, and Sergey Levine. Soft actor-critic: Off-policy maximum entropy deep reinforcement learning with a stochastic actor. In *International conference on machine learning*, pages 1861–1870. Pmlr, 2018.
- [13] Danijar Hafner, Timothy Lillicrap, Ian Fischer, Ruben Villegas, David Ha, Honglak Lee, and James Davidson. Learning latent dynamics for planning from pixels. In *International conference on machine learning*, pages 2555–2565. PMLR, 2019.
- [14] Danijar Hafner, Kuang-Huei Lee, Ian Fischer, and Pieter Abbeel. Deep hierarchical planning from pixels. In S. Koyejo, S. Mohamed, A. Agarwal, D. Belgrave, K. Cho, and A. Oh, editors, *Advances in Neural Information Processing Systems*, volume 35, pages 26091–26104. Curran Associates, Inc., 2022.
- [15] Tom Jurgenson, Or Avner, Edward Groshev, and Aviv Tamar. Sub-goal trees a framework for goal-based reinforcement learning. In *International conference on machine learning*, pages 5020–5030. PMLR, 2020.
- [16] Leslie Pack Kaelbling. Learning to achieve goals. In *IJCAI*, volume 2, pages 1094–8. Citeseer, 1993.

- [17] Thanard Kurutach, Aviv Tamar, Ge Yang, Stuart J Russell, and Pieter Abbeel. Learning plannable representations with causal infogan. *Advances in Neural Information Processing Systems*, 31, 2018.
- [18] Steven M LaValle. *Planning algorithms*. Cambridge university press, 2006.
- [19] Seungjae Lee, Jigang Kim, Inkyu Jang, and H Jin Kim. Dhrl: a graph-based approach for long-horizon and sparse hierarchical reinforcement learning. *Advances in Neural Information Processing Systems*, 35:13668–13678, 2022.
- [20] Russell Mendonca, Oleh Rybkin, Kostas Daniilidis, Danijar Hafner, and Deepak Pathak. Discovering and achieving goals via world models, 2021.
- [21] Ofir Nachum, Shixiang Shane Gu, Honglak Lee, and Sergey Levine. Data-efficient hierarchical reinforcement learning. *Advances in neural information processing systems*, 31, 2018.
- [22] Anusha Nagabandi, Gregory Kahn, Ronald S Fearing, and Sergey Levine. Neural network dynamics for model-based deep reinforcement learning with model-free fine-tuning. In *2018 IEEE international conference on robotics and automation (ICRA)*, pages 7559–7566. IEEE, 2018.
- [23] Anusha Nagabandi, Kurt Konolige, Sergey Levine, and Vikash Kumar. Deep dynamics models for learning dexterous manipulation. In *Conference on Robot Learning*, pages 1101–1112. PMLR, 2020.
- [24] Ashvin Nair, Dian Chen, Pulkit Agrawal, Phillip Isola, Pieter Abbeel, Jitendra Malik, and Sergey Levine. Combining self-supervised learning and imitation for vision-based rope manipulation. In *2017 IEEE international conference on robotics and automation (ICRA)*, pages 2146–2153. IEEE, 2017.
- [25] Giambattista Parascandolo, Lars Buesing, Josh Merel, Leonard Hasenclever, John Aslanides, Jessica B Hamrick, Nicolas Heess, Alexander Neitz, and Theophane Weber. Divide-and-conquer monte carlo tree search for goal-directed planning. *arXiv preprint arXiv:2004.11410*, 2020.
- [26] Shubham Pateria, Budhitama Subagdja, Ah-hwee Tan, and Chai Quek. Hierarchical reinforcement learning: A comprehensive survey. *ACM Comput. Surv.*, 54(5), jun 2021. ISSN 0360-0300. doi: 10.1145/3453160.
- [27] Karl Pertsch, Oleh Rybkin, Frederik Ebert, Shenghao Zhou, Dinesh Jayaraman, Chelsea Finn, and Sergey Levine. Long-horizon visual planning with goal-conditioned hierarchical predictors. *Advances in Neural Information Processing Systems*, 33:17321–17333, 2020.
- [28] Martin L Puterman. *Markov decision processes: discrete stochastic dynamic programming*. John Wiley & Sons, 2014.
- [29] Reuven Y Rubinstein and Dirk P Kroese. *The cross-entropy method: a unified approach to combinatorial optimization, Monte-Carlo simulation, and machine learning*, volume 133. Springer, 2004.
- [30] Archit Sharma, Shixiang Gu, Sergey Levine, Vikash Kumar, and Karol Hausman. Dynamics-aware unsupervised discovery of skills. In *International Conference on Learning Representations*, 2020.
- [31] Richard S Sutton and Andrew G Barto. *Reinforcement learning: An introduction*, chapter 8. MIT press, 2018.
- [32] Richard S Sutton, Doina Precup, and Satinder Singh. Between mdps and semi-mdps: A framework for temporal abstraction in reinforcement learning. *Artificial intelligence*, 112(1-2): 181–211, 1999.
- [33] Aviv Tamar, Yi Wu, Garrett Thomas, Sergey Levine, and Pieter Abbeel. Value iteration networks. *Advances in neural information processing systems*, 29, 2016.

- [34] Yuval Tassa, Yotam Doron, Alistair Muldal, Tom Erez, Yazhe Li, Diego de Las Casas, David Budden, Abbas Abdolmaleki, Josh Merel, Andrew Lefrancq, et al. Deepmind control suite. *arXiv preprint arXiv:1801.00690*, 2018.
- [35] Marco A Wiering and Martijn Van Otterlo. Reinforcement learning. *Adaptation, learning, and optimization*, 12(3):729, 2012.

A Theoretical Proofs and Derivations

A.1 Policy Gradients for Trees

Given a goal-directed task as a pair of initial and final states (s_t, s_g) , a subgoal generation method predicts an intermediate subgoal s_0 that breaks the task into two simpler subtasks (s_t, s_0) and (s_0, s_g) . The recursive application of the subgoal operator further breaks the task, leading to a tree of subtasks τ where each node n_i is a task. Let the preorder traversal of the subtask tree τ of depth D be written as $n_0, n_1, n_2, \dots, n_{2^{D+1}-2}$. The root node n_0 is the given task and the other nodes are the recursively generated subtasks. Ideally, the leaf nodes should indicate the simplest reduction of the subtask that can be executed sequentially to complete the original task. The tree can be viewed as a trajectory where each node n_i is a state, and taking action $\pi_P(z_i|n_i)$ simultaneously places the agent in two states given by the child nodes (n_{2i+1}, n_{2i+2}) . Thus, the policy function can be written as $\pi_P(z_i|n_i)$, the transition probabilities (can be deterministic also) as $p_T(n_{2i+1}, n_{2i+2}|z_i, n_i)$, and the probability of the tree trajectory under the policy τ_{π_P} can be represented as:

$$\begin{aligned} p_{\pi_P}(\tau) &= p(n_0) * [\pi_P(z_0|n_0) * p_T(n_1, n_2|z_0, n_0)] * \\ &\quad [\pi_P(z_1|n_1) * p_T(n_3, n_4|z_1, n_1)] * \\ &\quad [\pi_P(z_2|n_2) * p_T(n_5, n_6|z_2, n_2)] * \dots \\ &\quad [\pi_P(z_{2^D-2}|n_{2^D-2}) * p_T(n_{2^{D+1}-3}, n_{2^{D+1}-2}|z_{2^D-2}|n_{2^D-2})] \\ p_{\pi_P}(\tau) &= p(n_0) \prod_{i=0}^{2^D-2} \pi_P(z_i|n_i) \prod_{i=0}^{2^D-2} p_T(n_{2i+1}, n_{2i+2}|z_i, n_i) \end{aligned}$$

Theorem A.1 (Policy Gradients). *Given a tree trajectory τ specified as a list of nodes n_i , generated using a policy π_P . The policy gradients can be written as:*

$$\nabla_{\pi_P} J(\pi_P) = \mathbb{E}_{\tau} \sum_{i=0}^{2^D-2} A^i(\tau) \nabla_{\pi_P} \log \pi_{\pi_P}(z_i|n_i)$$

Proof. The log-probabilities of the tree trajectory and their gradients can be written as:

$$\log p_{\pi_P}(\tau) = \log p(n_0) + \sum_{i=0}^{2^D-2} \log \pi_P(z_i|n_i) + \sum_{i=0}^{2^D-2} \log p_T(n_{2i+1}, n_{2i+2}|z_i, n_i) \quad (15)$$

$$\nabla_{\pi_P} \log p_{\pi_P}(\tau) = 0 + \nabla_{\pi_P} \sum_{i=0}^{2^D-2} \log \pi_P(z_i|n_i) + 0 = \sum_{i=0}^{2^D-2} \nabla_{\pi_P} \log \pi_P(z_i|n_i) \quad (16)$$

The objective of policy gradient methods is measured as the expectation of advantage or some scoring function $A(\tau)$:

$$J(\pi_P) = \mathbb{E}_{\tau} A(\tau) = \sum_{\tau} A(\tau) \cdot p_{\pi_P}(\tau) \quad (17)$$

Then the gradients of the objective function $\nabla_{\pi_P} J(\pi_P)$ wrt the policy π_P can be derived as:

$$\begin{aligned}
\nabla_{\pi_P} J(\pi_P) &= \nabla_{\pi_P} \sum_{\tau} A(\tau) \cdot p_{\pi_P}(\tau) \\
&= \sum_{\tau} A(\tau) \cdot \nabla_{\pi_P} p_{\pi_P}(\tau) \\
&= \sum_{\tau} A(\tau) \cdot p_{\pi_P}(\tau) \frac{\nabla_{\pi_P} p_{\pi_P}(\tau)}{p_{\pi_P}(\tau)} \\
&= \sum_{\tau} A(\tau) \cdot p_{\pi_P}(\tau) \nabla_{\pi_P} \log p_{\pi_P}(\tau) \\
&= \mathbb{E}_{\tau} A(\tau) \cdot \nabla_{\pi_P} \log p_{\pi_P}(\tau) \\
&= \mathbb{E}_{\tau} \sum_{i=0}^{2^D-2} A^i(\tau) \nabla_{\pi_P} \log \pi_P(z_i|n_i) \quad (\text{Using Eq. 16})
\end{aligned}$$

□

Theorem A.2 (Baselines). *If $A(\tau)$ is any function independent of policy actions z_i , say $b(n_i)$, then its net contribution to the policy gradient is 0.*

$$\mathbb{E}_{\tau} \sum_{i=0}^{2^D-2} b(n_i) \nabla_{\pi_P} \log \pi_P(z_i|n_i) = 0$$

Proof. If $A(\tau)$ is any fixed function that does not depend on the actions $\pi_P(z_i|n_i)$ and only on the state, say $b(n_i)$. Then $b(n_i)$ will be independent of the trajectory τ , and it can be sampled from the steady state distribution under policy ρ_{π_P} for any state n_i without knowing τ . In that case,

$$\begin{aligned}
\mathbb{E}_{\tau} \sum_{i=0}^{2^D-2} b(n_i) \nabla_{\pi_P} \log \pi_P(z_i|n_i) &= \sum_{i=0}^{2^D-2} \mathbb{E}_{\tau} [b(n_i) \nabla_{\pi_P} \log \pi_P(z_i|n_i)] \\
&= \sum_{i=0}^{2^D-2} \mathbb{E}_{n_i \sim \rho_{\pi_P}} \mathbb{E}_{a \sim \pi_P} [b(n_i) \nabla_{\pi_P} \log \pi_P(z_i|n_i)] \\
&= \sum_{i=0}^{2^D-2} \mathbb{E}_{n_i \sim \rho_{\pi_P}} [b(n_i) \mathbb{E}_{a \sim \pi_P} \nabla_{\pi_P} \log \pi_P(z_i|n_i)] \\
&= \sum_{i=0}^{2^D-2} \mathbb{E}_{n_i \sim \rho_{\pi_P}} [b(n_i) \sum_a \pi_P(z_i|n_i) \frac{\nabla_{\pi_P} \pi_P(z_i|n_i)}{\pi_P(z_i|n_i)}] \\
&= \sum_{i=0}^{2^D-2} \mathbb{E}_{n_i \sim \rho_{\pi_P}} b(n_i) [\nabla_{\pi_P} \sum_a \pi_P(z_i|n_i)] \\
&= \sum_{i=0}^{2^D-2} \mathbb{E}_{n_i \sim \rho_{\pi_P}} b(n_i) [\nabla_{\pi_P} 1] \quad (\text{Sum of probabilities is 1}) \\
&= 0
\end{aligned}$$

□

A.2 Policy Evaluation for Trees

We present the return and advantage estimation for trees as an extension of current return estimation methods for linear trajectories. As the return estimation for a state s_t in linear trajectories depends upon the next state s_{t+1} , our tree return estimation method uses child nodes (n_{2i+1}, n_{2i+2}) to compute the return for a node n_i . We extend the previous methods like lambda returns and Gen realized Advantage estimation (GAE) for trees.

The objective of our method is to reach nodes that are directly reachable. Such nodes are marked as terminal, and the agent receives a reward. For generalization, let's say that when the agent takes an action z_i at node n_i , it receives a pair rewards $(R_{2i+1}(n_i, z_i), R_{2i+2}(n_i, z_i))$ corresponding to the child nodes. Formally, the rewards $R(\tau)$ is an array of length equal to the length of the tree trajectory with $R_0 = 0$. Then, the agent's task is to maximize the sum of rewards received in the tree trajectory $\mathbb{E}_\tau \sum_{i=0}^{\infty} R_i$. To consider future rewards, the returns for a trajectory can be computed as the sum of rewards discounted by their distance from the root node (depth), $\mathbb{E}_\tau \sum_{i=0}^{\infty} \gamma^{\lfloor \log_2(i+1) \rfloor - 1} R_i$. Thus, the returns for each node can be written as the sum of rewards obtained and the discount-weighted returns thereafter:

$$G_i = (R_{2i+1} + \gamma G_{2i+1}) + (R_{2i+2} + \gamma G_{2i+2}) \quad (18)$$

Although this works theoretically, a flaw causes the agent to collapse to a degenerate local optimum. This can happen if the agent can generate a subgoal very similar to the initial or goal state ($\|s_t, s_{\text{sub}}\| < \epsilon$ or $\|s_g, s_{\text{sub}}\| < \epsilon$). A usual theme of reward systems for subgoal trees will be to have a high reward when the agent predicts a reachable or temporally close enough subgoal. Thus, if the agent predicts a degenerate subgoal, it receives a reward for one child node and the initial problem carries forward to the other node.

Therefore, we propose an alternative objective that optimizes for the above objective under the condition that both child subtasks (n_{2i+1}, n_{2i+2}) get solved. Instead of estimating the return as the sum of the returns from the child nodes, we can estimate it as the minimum of the child node returns.

$$G_i = \min(R_{2i+1} + \gamma G_{2i+1}, R_{2i+2} + \gamma G_{2i+2}) \quad (19)$$

This formulation causes the agent to optimize the weaker child node first and receive discounted rewards if all subtasks are solved (or have high returns). It can also be noticed that the tree return for a node is essentially the discounted return along the linear trajectory that traces the path with the least return starting at that node. Next, we analyze different return methods in the tree setting and try to prove their convergence.

A.2.1 Lambda Returns

TD(λ) returns for linear trajectories are computed as:

$$G_t^\lambda = R_{t+1} + \gamma((1 - \lambda)V(s_{t+1}) + \lambda G_{t+1}^\lambda) \quad (20)$$

We propose, the lambda returns for tree trajectories can be computed as:

$$G_i^\lambda = \min(R_{2i+1} + \gamma((1 - \lambda)V(n_{2i+1}) + \lambda G_{2i+1}^\lambda), R_{2i+2} + \gamma((1 - \lambda)V(n_{2i+2}) + \lambda G_{2i+2}^\lambda)) \quad (21)$$

Which essentially translates to the minimum of lambda returns using either of the child nodes as the next state. For theoretical generalization, note that the min operator in the return estimate is over the next states the agent is placed in. Thus, in the case of *linear* trajectories where there is only one next state, the min operator vanishes and the equation conveniently reduces to the standard return formulation for *linear* trajectories.

Next, we check if there exists a fixed point that the value function approaches. The return operators can be written as:

$$\begin{aligned} \mathcal{T}^\lambda V(n_i) &= \mathbb{E}_\pi[\min(R_{2i+1} + \gamma((1 - \lambda)V(n_{2i+1}) + \lambda G_{2i+1}^\lambda), \\ &\quad R_{2i+2} + \gamma((1 - \lambda)V(n_{2i+2}) + \lambda G_{2i+2}^\lambda))] \\ \mathcal{T}^0 V(n_i) &= \mathbb{E}_\pi[\min(R_{2i+1} + \gamma V(n_{2i+1}), R_{2i+2} + \gamma V(n_{2i+2}))] \\ \mathcal{T}^1 V(n_i) &= \mathbb{E}_\pi[\min(R_{2i+1} + \gamma G_{2i+2}, R_{2i+2} + \gamma G_{2i+2})] \end{aligned}$$

Lemma A.3 (Non-expansive Property of the Minimum Operator). *For any real numbers a, b, c, d , the following inequality holds:*

$$|\min(a, b) - \min(c, d)| \leq \max(|a - c|, |b - d|).$$

Proof. To prove the statement, we consider the minimum operator for all possible cases of a, b, c , and d . Let $\min(a, b)$ and $\min(c, d)$ be the minimum values of their respective pairs.

Case 1: $a \leq b$ and $c \leq d$

In this case, $\min(a, b) = a$ and $\min(c, d) = c$. The difference becomes:

$$|\min(a, b) - \min(c, d)| = |a - c|.$$

Since $\max(|a - c|, |b - d|) \geq |a - c|$, the inequality holds.

Case 2: $a \leq b$ and $c > d$

Here, $\min(a, b) = a$ and $\min(c, d) = d$. The difference becomes:

$$|\min(a, b) - \min(c, d)| = |a - d|.$$

Since $b \geq a$, $|a - d| \leq |b - d| \leq \max(|a - c|, |b - d|)$, and the inequality holds.

Case 3: $a > b$ and $c \leq d$

Here, $\min(a, b) = b$ and $\min(c, d) = c$. The difference becomes:

$$|\min(a, b) - \min(c, d)| = |b - c|.$$

Since $a \geq b$, $|b - c| \leq |a - c| \leq \max(|a - c|, |b - d|)$, and the inequality holds.

Case 4: $a > b$ and $c > d$

Symmetric to Case 1.

Conclusion:

In all cases, the inequality

$$|\min(a, b) - \min(c, d)| \leq \max(|a - c|, |b - d|)$$

is satisfied. Therefore, the minimum operator is non-expansive. \square

Theorem A.4 (Contraction property of the return operators). *The Bellman operators \mathcal{T} corresponding to the returns are a γ -contraction mapping wrt. to $\|\cdot\|_\infty$*

$$\|\mathcal{T}V_1 - \mathcal{T}V_2\|_\infty \leq \gamma\|V_1 - V_2\|_\infty$$

Proof. We start with the simpler case, \mathcal{T}^0 . Let V_1, V_2 be two arbitrary value functions. Then the max norm of any two points in the value function post update is:

$$\begin{aligned} \|\mathcal{T}^0 V_1 - \mathcal{T}^0 V_2\|_\infty &= \|\mathbb{E}_\pi[\min(R_{2i+1} + \gamma V_1(n_{2i+1}), R_{2i+2} + \gamma V_1(n_{2i+2}))] - \\ &\quad \mathbb{E}_\pi[\min(R_{2i+1} + \gamma V_2(n_{2i+1}), R_{2i+2} + \gamma V_2(n_{2i+2}))]\|_\infty \\ &= \|\mathbb{E}_\pi[\min(R_{2i+1} + \gamma V_1(n_{2i+1}), R_{2i+2} + \gamma V_1(n_{2i+2})) - \\ &\quad \min(R_{2i+1} + \gamma V_2(n_{2i+1}), R_{2i+2} + \gamma V_2(n_{2i+2}))]\|_\infty \\ &\leq \|\min(R_{2i+1} + \gamma V_1(n_{2i+1}), R_{2i+2} + \gamma V_1(n_{2i+2})) - \\ &\quad \min(R_{2i+1} + \gamma V_2(n_{2i+1}), R_{2i+2} + \gamma V_2(n_{2i+2}))\|_\infty \\ &\leq \max(\|\gamma V_1(n_{2i+1}) - \gamma V_2(n_{2i+1})\|_\infty, \|\gamma V_1(n_{2i+2}) - \gamma V_2(n_{2i+2})\|_\infty) \\ &\leq \gamma \max(\|V_1(n_{2i+1}) - V_2(n_{2i+1})\|_\infty, \|V_1(n_{2i+2}) - V_2(n_{2i+2})\|_\infty) \\ &\leq \gamma \max(\|V_1(n_j) - V_2(n_j)\|_\infty, \|V_1(n_k) - V_2(n_k)\|_\infty) \\ &\leq \gamma\|V_1 - V_2\|_\infty \quad (\text{merging max with } \|\cdot\|_\infty) \end{aligned}$$

A similar argument can be shown for $\|\mathcal{T}^1 V_1 - \mathcal{T}^1 V_2\|_\infty$ and $\|\mathcal{T}^\lambda V_1 - \mathcal{T}^\lambda V_2\|_\infty$. Using the non-expansive property (Th. A.3) and absorbing the max operator with $\|\cdot\|_\infty$ leading to the standard form for linear trajectories.

$$\begin{aligned}
\|\mathcal{T}^\lambda V_1 - \mathcal{T}^\lambda V_2\|_\infty &\leq \|\gamma((1-\lambda)(V_1 - V_2) + \lambda(\mathcal{T}^\lambda V_1 - \mathcal{T}^\lambda V_2))\|_\infty \\
&\leq \gamma(1-\lambda)\|V_1 - V_2\|_\infty + \gamma\lambda\|\mathcal{T}^\lambda V_1 - \mathcal{T}^\lambda V_2\|_\infty \quad (\text{Using triangle inequality}) \\
(1-\gamma\lambda)\|\mathcal{T}^\lambda V_1 - \mathcal{T}^\lambda V_2\|_\infty &\leq \gamma(1-\lambda)\|V_1 - V_2\|_\infty \\
\|\mathcal{T}^\lambda V_1 - \mathcal{T}^\lambda V_2\|_\infty &\leq \frac{\gamma(1-\lambda)}{1-\gamma\lambda}\|V_1 - V_2\|_\infty
\end{aligned}$$

For contraction, $\frac{\gamma(1-\lambda)}{1-\gamma\lambda} < 1$ must be true.

$$\begin{aligned}
\frac{\gamma(1-\lambda)}{1-\gamma\lambda} &< 1 \\
\gamma(1-\lambda) &< 1-\gamma\lambda \\
\gamma - \gamma\lambda &< 1-\gamma\lambda \\
\gamma &< 1
\end{aligned}$$

Which is always true.

Since \mathcal{T}^1 is a special case of \mathcal{T}^λ , it is also a contraction. \square

A.2.2 Bootstrapping with D -depth Returns

When the subtask tree branches end as terminal (or are masked as reachable), the agent receives a reward = 1, which provides a learning signal using the discounted returns. However, when the branches do not end as terminal nodes, it does not provide a learning signal for the nodes above it, as the return is formulated as min of the returns from child nodes. In this case, we can replace the returns of the non-terminal leaf nodes with their value estimates. Therefore, in case the value estimate from the end node is high, indicating the agent knows how to solve the task from there onwards, it still provides a learning signal. The n -step return for a linear trajectory is written as:

$$G_t^{(n)} = R_{t+1} + \gamma G_{t+1}^{(n-1)}$$

with the base case as:

$$G_t^{(1)} = R_{t+1} + \gamma V(s_{t+1})$$

We write the n -step returns for the tree trajectory as:

$$G_i^{(d)} = \min(R_{2i+1} + \gamma G_{2i+1}^{(d-1)}, R_{2i+2} + \gamma G_{2i+2}^{(d-1)})$$

with the base case as:

$$G_i^{(1)} = \min(R_{t+1} + \gamma V(n_{2i+1}), R_{t+2} + \gamma V(n_{2i+2}))$$

Value estimates help bootstrap at the maximum depth of the unrolled subtask tree D and allow the policy to learn from incomplete plans.

A.2.3 Properties of Tree Return Estimates

In section A.2 it can be seen how the tree return formulation for a node essentially reduces to the linear trajectory returns along the path of minimum return in the subtree under it. When the value function has reached the stationary point. For a subtask tree, if all branches end as terminal nodes, the return will be $\gamma^{D'} 1$, where D' is the depth of the deepest non-terminal node. Otherwise, it would

be $\gamma^D V'$ where V' is the non-terminal truncated node with the minimum return. Thus, it can be seen how higher depth penalizes the returns received at the root node with the discount factor γ . This property is true with the linear trajectories where the policy converges to the shortest paths to rewards to counter discounting [31, 28]. Thus, our goal-conditioned policy similarly converges to plans trees with minimum maximum depth: $\min_{\pi_P}(\max d_i)$, where d_i is the depth of node n_i .

This property also implies that the returns for a balanced tree will be higher than those for an unbalanced tree. The same sequence of leaf nodes can be created using different subtask trees. When the policy does not divide the task into roughly equally tough sub-tasks it results in an unbalanced tree. Since the tree is constrained to yield the same sequence of leaf nodes, its maximum depth D_U will be higher than or equal to a balanced tree $D_U \geq D_B$. Thus, at optimality, the policy should subdivide the task in roughly equal chunks. However, it should be noted that two subtask trees with different numbers of leaf nodes can have the same maximum depth.

B Architecture & Training Details

B.1 Worker

The worker is trained using K -step imagined rollouts ($\kappa \sim \pi_W$). Given the imagined trajectory κ , the rewards for the worker R_t^W are computed as the `cosine_max` similarity measure between the trajectory states s_t and the prescribed worker goal s_{wg} . First, discounted returns G_t^λ are computed as n -step lambda returns (Eq. 23). Then the Actor policy is trained using the REINFORCE objective (Eq. 24) and the Critic is trained to predict the discounted returns (Eq. 25).

$$R_t^W = \text{cosine_max}(s_t, s_{\text{wg}}) \quad (22)$$

$$G_t^\lambda = R_{t+1}^W + \gamma_L((1 - \lambda)v(s_{t+1}) + \lambda G_{t+1}^\lambda) \quad (23)$$

$$\mathcal{L}(\pi_W) = -\mathbb{E}_{\kappa \sim \pi_W} \sum_{t=0}^{K-1} [(G_t^\lambda - v_W(s_t)) \log \pi_W(z|s_t) + \eta \mathbf{H}[\pi_W(z|s_t)]] \quad (24)$$

$$\mathcal{L}(v_W) = \mathbb{E}_{\kappa \sim \pi_W} \sum_{t=0}^{K-1} (v_W(s_t) - G_t^\lambda)^2 \quad (25)$$

B.2 Goal State Representations

Since the RSSM integrates a state representation using a sequence of observations, it does not work well for single observations. To generate goal state representations using single observations we train an MLP separately that tries to approximate the RSSM outputs (s_t) from the single observations (o_t). We call these representations static state representations. Moreover, since GCSR modules require state representations at large temporal distances, it can be practically infeasible to generate them using RSSM. Thus, we use static state representations to generate training data for the GCSR module as well. The MLP is a dense network with a tanh activation at the final output layer. It is trained to predict the RSSM output (computed using a sequence of images) using single image observations. To avoid saturating gradients, we use an MSE loss on the preactivation layer using labels transformed as $l_{\text{new}} = \text{atanh}(\text{clip}(l, \delta - 1, 1 - \delta))$. The clipping helps avoid computational overflows, we use $\delta = 10^{-4}$.

B.3 Implementation Details

We implement two functions: `policy` and `train`, using the hyperparameters shown in Table 2. The agent is implemented in Python/Tensorflow with XLA JIT compilation. Using XLA optimizations, the total training wall time is 2 – 3 days on a consumer GPU (NVIDIA 4090 RTX 24gb). During inference, the compiled policy function runs in 4.6ms on average, enabling real-time replanning at 217.39 times per second (assuming minimal environmental overhead).

Name	Symbol	Value
Train batch size	B	16
Replay trajectory length	L	64
Replay coarse trajectory length	L_c	48
Worker abstraction length	K	8
Explorer Imagination Horizon	H_E	64
Return Lambda	λ	0.95
Return Discount (tree)	γ	0.95
Return Discount (worker & explorer)	γ_L	0.99
State similarity threshold	Δ_R	0.7
Plan temporal resolutions	Q	{16, 32, 64, 128, 256}
Maximum Tree depth during training	D	5
Maximum Tree depth during inference	D_{Inf}	8
Target entropy	η	0.5
KL loss weight	β	1.0
GCSR latent size	-	4×4
RSSM deter size	-	1024
RSSM stoch size	-	32×32
Optimizer	-	Adam
Learning rate (all)	-	10^{-4}
Adam Epsilon	-	10^{-6}
Optimizer gradient clipping	-	1.0
Weight decay (all)	-	10^{-2}
Activations	-	LayerNorm + ELU
MLP sizes	-	4×512
Train every	-	16
Parallel Envs	-	1

Table 2: Agent Hyperparameters

B.3.1 Policy Function

At each step, the policy function is triggered with the environmental observation o_t . The RSSM module processes the observation o_t and the previous state s_{t-1} to yield a state representation s_t . During exploration, the manager π_E uses the s_t to generate a worker goal using the unconditional VAE. During task policy, the planning manager π_P generates subgoals in the context of a long-term goal s_g , and the first directly reachable subgoal is used as the worker’s goal. Finally, the worker generates a low-level environmental action using the current state and the worker goal (s_t, s_{wg}) . The algorithm is illustrated in (Alg. 1)

B.3.2 Train Function

The training function is executed every 16-th step. A batch size B of trajectories κ and coarse trajectories κ_c is sampled from the exploration trajectories or the expert data. The length of extracted trajectories is L and the length of coarse trajectories is L_c spanning over $L_c \times K$ time steps. Then the individual modules are trained sequentially (Alg. 6):

- RSSM module is trained using κ via the original optimization objective [13] followed by the static state representations (Sec. B.2).
- The GCSR module is trained using the coarse trajectory κ_c (Sec. 2.2).
- The worker policy is optimized by extracting tuples (s_t, s_{t+K}) from the trajectories κ and running the worker instantiated at s_t with worker goal as s_{t+K} (Sec. B.1).
- The planning policy is trained using sample problems extracted as pairs of initial and final states (s_t, s_g) at randomly mixed lengths from κ_c . Then the solution trees are unrolled and optimized as in Sec. 2.3.
- Lastly, the exploratory policy is also optimized using each state in κ as the starting state (Sec. 2.4.3).

Algorithm 1 DHP Policy Function

Require: Observation o_t , Goal o_g , agent state t , s_{t-1} , a_{t-1} , s_{wg} , mem_buff , mode
Ensure: Action a_t , new agent state

- 1: $s_t \leftarrow \text{wm}(o_t, s_{t-1}, a_{t-1})$ {World model update}
- 2: **if** $t \bmod K = 0$ **then**
- 3: **if** $\text{mode} == \text{eval}$ **then**
- 4: $s_g \leftarrow \text{static_state}(o_g)$ {Sec B.2}
- 5: $d \leftarrow 0$ {Subgoal planning}
- 6: **while** $\neg \text{is_reachable}(s_t, s_g) \wedge d < D_I$ **do**
- 7: $z \sim \pi_P(z|s_t, s_g)$
- 8: $s_g \leftarrow \text{Dec}_G(z, s_t, s_g)$
- 9: $d \leftarrow d + 1$
- 10: **end while**
- 11: $s_{wg} \leftarrow s_g$
- 12: **else**
- 13: $\text{mem}_t \leftarrow \text{extract_mem}(\text{mem_buff})$ {Extract memory Sec. 2.4.2}
- 14: $z \sim \pi_E(z|s_t, \text{mem}_t)$
- 15: $s_{wg} \leftarrow \text{Dec}_U(z)$
- 16: **end if**
- 17: $\text{mem_buff} \leftarrow \text{concat}(\text{mem_buff}[1:], s_t)$
- 18: **end if**
- 19: $a_t \sim \pi_W(a_t|s_t, s_{wg})$
- 20: **return** $a_t, t + 1, s_t, a_t, s_{wg}, \text{mem_buff}$

Algorithm 2 Training the GCSR Module

Require: Experience dataset $data$

- 1: Initialize triplets $\leftarrow \emptyset$
- 2: **for** all window sizes $q \in Q$ **do**
- 3: Append $\text{extract_triplets}(data, q)$ to triplets {Extract $(s_t, s_{t+q/2}, s_{t+q})$ }
- 4: **end for**
- 5: $\text{update_gcsr}(\text{triplets})$ {Update CVAE using ELBO objective (Eq. 1)}

Algorithm 3 Training the Worker Policy

Require: Experience dataset $data$

- 1: $(\text{init}, \text{wk_goal}) \leftarrow \text{extract_pairs}(data, K)$ {Extract (s_t, s_{t+K}) state pairs}
- 2: $\text{traj} \leftarrow \text{imagine}(\text{init}, K)$ {On-policy trajectory rollout}
- 3: $\text{rew} \leftarrow \text{cosine_max}(\text{traj}, \text{wk_goal})$ {Goal similarity reward}
- 4: $\text{ret} \leftarrow \text{lambda_return}(\text{rew})$ {Compute λ -returns (Eq. 23)}
- 5: $\text{update_worker}(\text{traj}, \text{ret})$ {Update Worker SAC with REINFORCE (Eqs. 24, 25)}

Algorithm 4 Training the Planner Policy

Require: Experience dataset $data$

- 1: $\text{task} \leftarrow \text{sample_task_pairs}(data)$ {Sample $(s_{\text{init}}, s_{\text{goal}})$ at mixed temporal distances}
- 2: $\text{tree} \leftarrow \text{imagine_plan}(\text{task})$ {Generate subtask tree (Sec. 2.3.1)}
- 3: $\text{rew}, \text{is_term} \leftarrow \text{is_reachable}(\text{tree})$ {Node rewards & terminals (Eqs. 2, 3)}
- 4: $\text{ret} \leftarrow \text{tree_lambda_return}(\text{rew}, \text{is_term})$ {Lambda return for trees (Eq. 6)}
- 5: $\text{update_planner}(\text{tree}, \text{ret})$ {Update Planner SAC with REINFORCE (Eqs. 8, 9)}

Algorithm 5 Training the Explorer Policy

Require: Experience dataset $data$

- | | |
|---|--|
| 1: $(init) \leftarrow \text{extract_states}(data)$ | {Extract s_t states as initial states} |
| 2: $traj \leftarrow \text{imagine}(init, H_E)$ | {On-policy trajectory rollout} |
| 3: $rew \leftarrow \text{expl_rew}(traj)$ | {Exploratory reward (Eq. 11)} |
| 4: $ret \leftarrow \text{lambda_return}(rew)$ | {Compute λ -returns (Eq. 12)} |
| 5: $\text{update_explorer}(traj, ret)$ | {Update Explorer SAC (Eqs. 13, 14)} |
-

Algorithm 6 Overall Training Procedure

Require: Experience dataset $data$, current mode $mode$

- | | |
|-----------------------------------|------------------------------|
| 1: $\text{train_rsm}(data)$ | {Train world model per [13]} |
| 2: $\text{train_gcsr}(data)$ | {Alg. 2} |
| 3: $\text{train_worker}(data)$ | {Alg. 3} |
| 4: $\text{train_planner}(data)$ | {Alg. 4} |
| 5: $\text{train_explorer}(data)$ | {Alg. 5} |
-

C Broader Impacts

C.1 Positive Impacts

The imagination-based policy optimization mitigates hazards that can occur during learning. The efficient training can reduce the carbon footprint of the agents. The agent produces highly interpretable plans that can be verified before execution.

C.2 Negative Impacts and Mitigations

- **Inaccurate Training:** Imagination can cause incorrect learning. Mitigation: Rigorous testing using manual verification of world-model reconstructions against ground truths.
- **Malicious Use:** Hierarchical control could enable more autonomous adversarial agents. Mitigation: Advocate for gated release of policy checkpoints.

C.3 Limitations of Scope

Our experiments focus on simulated tasks without human interaction. Real-world impacts require further study of reward alignment and failure modes.

D Sample Exploration Trajectories

We compare sample trajectories generated by various reward schemes in this section. Fig. 9 shows the sample trajectories of an agent trained to optimize the vanilla exploratory rewards. Fig. 10 shows the sample exploration trajectories of an agent that optimizes only for the GCSR-based rewards. Fig. 11 shows sample exploration trajectories of an agent that optimizes for GCSR exploratory rewards but without memory. The GCSR rewards-based agent generates trajectories that are less likely to lead to repeated path segments or remaining stationary. Removing the memory sometimes causes inefficient trajectories where the agent might not perform as expected.




Figure 9: Sample exploration trajectories using the vanilla exploratory rewards. The agent identifies states with unclear representations and successfully navigates to them, indicating sufficient navigation capabilities. However, once at the goal, the agent stays there, leading to lower-quality data.




Figure 10: Sample exploration trajectories using the GCSR modules for the path-segments-based rewards. It can be seen that the agent continuously moves and explores longer state connectivity.




Figure 11: Sample exploration trajectories using the default strategy without the Memory. The resulting data can have some problematic trajectories.

E Robo Yoga Samples




Figure 12: Figure shows a sample trajectory (every 8-th frame) for the walker embodiment given a headstand goal. The agent can maintain a constant headstand; however, it sways about the goal position. This is because the agent is trained to reach the goal position and not to stay there.




Figure 13: Some failure cases from the plans constructed for the yoga quadruped task where the agent hallucinates wrong midway states that get verified by the similarity check. We believe this is because the quadruped agent has a richer state space than the walker, and the states are not very distinct.

NeurIPS Paper Checklist

1. Claims

Question: Do the main claims made in the abstract and introduction accurately reflect the paper’s contributions and scope?

Answer: [Yes]

Justification: The abstract and introduction make precise claims that align with the technical contributions and empirical validation:

- Discrete rewards scheme performance (Fig. 7a).
- Advantage estimation that generalizes beyond training depths with theoretical analysis (Fig. 7b, Sec. A.2.3)
- Exploration reward that encourages relevant trajectories (Fig. 7c,10).

2. Limitations

Question: Does the paper discuss the limitations of the work performed by the authors?

Answer: [Yes]

Justification: While we observe that our method succeeds in challenging visual goal conditioned planning scenarios, we have observed that it struggles in certain environments, like quadruped, and we have provided this result. Thus, our method may be suitable for certain environments, but not for all, and the related results have been provided.

3. Theory assumptions and proofs

Question: For each theoretical result, does the paper provide the full set of assumptions and a complete (and correct) proof?

Answer: [Yes]

Justification: All theoretical results include explicit assumptions and complete proofs (Sec. A).

4. Experimental result reproducibility

Question: Does the paper fully disclose all the information needed to reproduce the main experimental results of the paper to the extent that it affects the main claims and/or conclusions of the paper (regardless of whether the code and data are provided or not)?

Answer: [Yes]

Justification: We include the full training details in the section B that includes all the important hyperparameters, architecture, and optimization objectives for reproducing the results. Although our implementation is based on Director [14], all novel components are self-contained in the algorithms provided (Algs. 1-6). Code release will include a Dockerfile for environment replication and pre-trained checkpoints.

5. Open access to data and code

Question: Does the paper provide open access to the data and code, with sufficient instructions to faithfully reproduce the main experimental results, as described in supplemental material?

Answer: [Yes]

Justification: While we commit to releasing code post-acceptance, the current submission lacks:

- Anonymized code/scripts in supplemental materials
- Environment setup instructions (Dockerfile)
- Exact reproduction commands for key experiments

Post-release will include:

- Complete code with environment setup.
- Pre-trained checkpoints for all tasks.
- Jupyter notebooks for all results and visualizations.

6. Experimental setting/details

Question: Does the paper specify all the training and test details (e.g., data splits, hyperparameters, how they were chosen, type of optimizer, etc.) necessary to understand the results?

Answer: [Yes]

Justification: We try to provide all the details specific to our approach in the main paper. We include the remaining details in the supplementary (Sec. B), which include the hyperparameters and the function algorithms implemented.

7. Experiment statistical significance

Question: Does the paper report error bars suitably and correctly defined or other appropriate information about the statistical significance of the experiments?

Answer: [Yes]

Justification: The statistical descriptions have been added to the paper. For all our plots, the results are mean and standard deviations (std) across 3 seeds. The bar graphs are shown as mean and std over 100 evaluation runs. However, we have a small sample size of 3 seeds due to resource constraints. Error bars represent population standard deviation (not SEM) calculated via `numpy.ndarray.std()`. We plan 5-seed runs for experiments for the camera-ready version.

8. Experiments compute resources

Question: For each experiment, does the paper provide sufficient information on the computer resources (type of compute workers, memory, time of execution) needed to reproduce the experiments?

Answer: [Yes]

We include the exact implementation and resource details (time and compute) in the section B.

9. Code of ethics

Question: Does the research conducted in the paper conform, in every respect, with the NeurIPS Code of Ethics <https://neurips.cc/public/EthicsGuidelines>?

Answer: [Yes]

Justification: We do not include any information that can violate anonymity. We try to cite all references to previous work and sources.

10. Broader impacts

Question: Does the paper discuss both potential positive societal impacts and negative societal impacts of the work performed?

Answer: [Yes]

Justification: We discuss the possible impact of our work in section C. We emphasize that these are speculative, given our simulation-only experiments.

11. Safeguards

Question: Does the paper describe safeguards that have been put in place for responsible release of data or models that have a high risk for misuse (e.g., pretrained language models, image generators, or scraped datasets)?

Answer: [NA]

Justification: We do not introduce any data or models that can be deployed directly.

12. Licenses for existing assets

Question: Are the creators or original owners of assets (e.g., code, data, models), used in the paper, properly credited and are the license and terms of use explicitly mentioned and properly respected?

Answer: [Yes]

Justification: All reused assets are properly credited with licenses and terms explicitly stated:

- **Director Codebase:** Built on the open-source implementation from [14], with modifications documented in the paper (Mentioned in the paper).

- **Miniworld Env:** Apache 2.0 license

No proprietary datasets or models were used.

13. **New assets**

Question: Are new assets introduced in the paper well documented and is the documentation provided alongside the assets?

Answer: [\[Yes\]](#)

Justification: We will provide the code as an asset with a comprehensive README.

14. **Crowdsourcing and research with human subjects**

Question: For crowdsourcing experiments and research with human subjects, does the paper include the full text of instructions given to participants and screenshots, if applicable, as well as details about compensation (if any)?

Answer: [\[NA\]](#)

Justification: Our work does not involve crowdsourcing nor research with human subjects.

15. **Institutional review board (IRB) approvals or equivalent for research with human subjects**

Question: Does the paper describe potential risks incurred by study participants, whether such risks were disclosed to the subjects, and whether Institutional Review Board (IRB) approvals (or an equivalent approval/review based on the requirements of your country or institution) were obtained?

Answer: [\[NA\]](#)

Justification: Our work does not involve crowdsourcing nor research with human subjects.

16. **Declaration of LLM usage**

Question: Does the paper describe the usage of LLMs if it is an important, original, or non-standard component of the core methods in this research? Note that if the LLM is used only for writing, editing, or formatting purposes and does not impact the core methodology, scientific rigorousness, or originality of the research, declaration is not required.

Answer: [\[NA\]](#)

Justification: We do not use an LLM to develop any part of the method.