

# CueTip: An Interactive and Explainable Physics-aware Pool Assistant

SEAN MEMERY, University of Edinburgh, United Kingdom  
 KEVIN DENAMGANAI, University of Edinburgh, United Kingdom  
 JIAXIN ZHANG, Lightspeed Studios, United Kingdom  
 ZEHAI TU, Lightspeed Studios, United Kingdom  
 YIWEN GUO, Independent Researcher, China  
 KARTIC SUBR, University of Edinburgh, United Kingdom

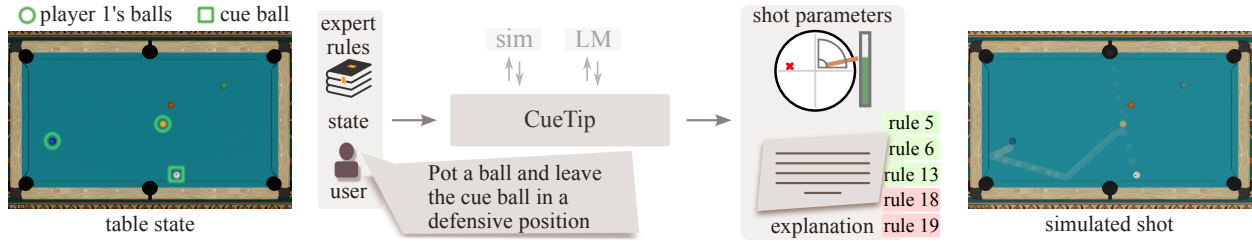


Fig. 1. CueTip provides interactive pool coaching through physically-grounded, explainable decision-making. Given a query requesting a defensive shot with ball potting, CueTip identifies a solution that pots the yellow ball while positioning the cue ball adjacent to the blue ball, as visualized in the imulated shot image, restricting the opponent's freedom. CueTip's explanation for why the user should take this shot is rooted in expert-provided rules, in this case: rule 5 (defensive positioning) contributes positively, while rule 19 (spin complexity) indicates increased difficulty (cf. Appendix D for more details).

We present an interactive and explainable automated coaching assistant called CueTip for a variant of pool/billiards. CueTip's novelty lies in its combination of three features: a natural-language interface, an ability to perform contextual, physics-aware reasoning, and that its explanations are rooted in a set of predetermined guidelines developed by domain experts. We instrument a physics simulator so that it generates event traces in natural language alongside traditional state traces. Event traces lend themselves to interpretation by language models, which serve as the interface to our assistant. We design and train a neural adaptor that decouples tactical choices made by CueTip from its interactivity and explainability allowing it to be reconfigured to mimic any pool playing agent. Our experiments show that CueTip enables contextual query-based assistance and explanations while maintaining the strength of the agent in terms of win rate (improving it in some situations). The explanations generated by CueTip are physically-aware and grounded in the expert rules and are therefore more reliable.

CCS Concepts: • **Computing methodologies** → **Artificial intelligence**; **Knowledge representation and reasoning**; *Natural language processing*; *Physical simulation*; *Intelligent agents*.

Additional Key Words and Phrases: Physical Reasoning, Planning, Explainability, Language Models

## 1 INTRODUCTION

Imagine interacting and reasoning in natural language with an automatic assistant about shot options for a game of pool. Now, given a description of balls on a table, imagine querying a language model (LM) to predict their positions after a specific shot is taken. While LMs are excellent at conversational exchange, they are inherently ill-suited to reason about dynamics in a physical system. Even if the initial state, shot dynamics, and all physical parameters can be described exactly, the LM is likely to hallucinate predictions that are physically implausible.

Authors' addresses: Sean Memery, s.memery@ed.ac.uk, University of Edinburgh, Edinburgh, United Kingdom; Kevin Denamganai, kevin.denamganai@ed.ac.uk, University of Edinburgh, Edinburgh, United Kingdom; Jiaxin Zhang, jiaxizhang@global.tencent.com, Lightspeed Studios, London, United Kingdom; Zehai Tu, zehaitu@global.tencent.com, Lightspeed Studios, London, United Kingdom; Yiwen Guo, guoyiwen89@gmail.com, Independent Researcher, Beijing, China; Kartic Subr, k.subr@ed.ac.uk, University of Edinburgh, Edinburgh, United Kingdom.

We use an *off-the-shelf* LM and a physics simulator [Kiefl 2024] in closed loop to address the above problem. Rather than attempting to imbue gargantuan LMs with knowledge of pool-table physics, our insight is to instrument a physical simulator for pool to output a natural language trace composed of a few simple events. We translate this insight into CueTip — a natural language assistant for a variant of pool. We demonstrate CueTip's ability to provide contextual help based on a user query specific to a given state of the table, by suggesting relevant shots along with explanations. An overview of this process is provided in Figure 1. The assistant is also adapted to empirically mimic the shot-selection strategy of any pool playing agent. CueTip accepts a set of predefined expert rules, i.e. *heuristics*, that are used to evaluate the quality of a shot for a given state. The explanations generated by the assistant are rooted in these rules.

There is considerable interest in reasoning about physics with LMs using strategies such as training or fine-tuning [Liu et al. 2022; Wang et al. 2023a], using LMs to perform planning [Feng et al. 2024; Huang et al. 2023; Valmeekam et al. 2023], or pure prompt engineering [Polverini and Gregorcic 2024; Yeadon et al. 2024]. Our approach could be categorized as using LMs to help planning [Kambhampati et al. 2024]. That is, we devise a mechanism where the LM recommends plans in consultation with a simulator but the tuning of that plan is domain-specific. Finally, the tuned plan is explained by the LM with respect to relevant domain-specific guidelines. Our design of CueTip is adaptable and supports a wide range of queries, it can be tuned easily to mimic an agent (used for determining shots) and accommodate additional expert rules (used as guidelines for shot suggestion and explanations).

We introduce an interactive and explainable natural-language assistant for pool. Within this context, our contributions are:

- (1) *Physics awareness*: we build contextual, physics-aware reasoning into the assistant;

- (2) *Explainability*: we develop a mechanism for generating reliable explanations, grounded in predetermined domain-expert rules;
- (3) *Modularity*: we decouple the assistant from the underlying agent at the cost of pretraining a small multilayer perceptron network– which serves as a neural surrogate of the agent; and
- (4) *Uncertainty awareness*: our mechanism accommodates for uncertainty around the value of shots.

## 2 BACKGROUND

### 2.1 Related Work

**Pool AI.** Pool has a long history of use as a playground for artificial intelligence research. There was a prominent trend on developing performant agents for pool [Alian 2003; Greenspan et al. 2008; Sang and Cheung 1994; Smith 2007]. Many of these agents competed in the Computational Pool Tournament [Archibald et al. 2010] including CUECARD [Archibald et al. 2009]. Few of these works emphasise explainability, although there is a recent impetus in this direction [Fragkiadaki et al. 2015; Tung et al. 2019]. There is some interest in mimicking human decision-making through feature analysis of expert games and a learned network, resulting in improved long-term planning [Tung et al. 2019]. We similarly develop a scheme to build an empirical surrogate of a pool-playing agent, but additionally imbue it with interactivity and explainability.

**Explainable AI and LMs.** The topic of explainability in relation to LMs has become increasingly popular [Luo and Specia 2024; Zhao et al. 2023]. Explainability has assumed an important role given an increased appreciation of the limitations of LMs, for example in planning and reasoning [Kambhampati et al. 2024] or amplifying biases [Gallegos et al. 2024]. Their inability to provide explanations [Lanham et al. 2023; Turpin et al. 2024] has led to innovative schemes such as local explanations [Chuang et al. 2024; Ferrando et al. 2022] (where an LM’s output is explained, for example, through feature attribution), perturbation methods [Lundberg and Lee 2017] (features of the input are removed to observe changes in output), and gradient-based methods [Sundararajan et al. 2017] (gradient accumulation is utilised to measure the importance of specific inputs). These methods measure relations between features but have low generalization across domains and are not well suited to online decision-making.

**LMs and Physics Environments.** Physical reasoning is an inherently out-of-domain problem for LMs, however many works have attempted to leverage their next-word prediction capabilities within physical environments. Following the emergence of math-word problems to benchmark LMs on their math reasoning capabilities [Cobbe et al. 2021; Hendrycks et al. 2021; Lu et al. 2024], [Ding et al. 2023] proposed the *PhysQA* dataset consisting of physics-word problems to evaluate their physics reasoning capabilities. This form of evaluation is limited, though, as it does not account for dynamic physics interactions. This is a gap that Mind’s Eye [Liu et al. 2022] starts to address by incorporating the MuJoCo physics simulator [Todorov et al. 2012] to inform question answering via fine tuning of a LM but it does not utilise the simulator to ground the LM’s reasoning. [Lyu et al. 2024] improves upon the latter by using a tool integration of the MuJoCo physics simulator for LMs being tested on various scientific

problems. Some examples that blend online reasoning and dynamic physics utilise a Minecraft environment [Fan et al. 2022; Wang et al. 2023c], but they typically evaluate LM based agents performance on more general tasks such as exploration and skill acquisition, as opposed to specifically focusing on physics reasoning and understanding. Following investigations of intuitive physics [Kubricht et al. 2017] in human beings [Baillargeon 1995; Baillargeon et al. 1985; Kim and Spelke 1999; Spelke et al. 1992] and machine learning [Battaglia et al. 2016, 2013; Piloto et al. 2022; Smith et al. 2019; Watters et al. 2017], [Jassim et al. 2024] proposes the *GRASP* benchmark to evaluate more systematically intuitive physics understanding in multimodal LMs. Results stress a lack of perceptual understanding as a major shortcoming, that [Balazadeh et al. 2024] proposes to improve upon via simulation-to-reality fine-tuning of a modular, specialised visual LM. These studies take place in open-loop contexts, i.e. without execution of actions by the LM in the environment. Recently, building upon [Voudouris et al. 2022], which solely focused on improving the ecological validity of evaluating *object permanence*, [Mecattaf et al. 2024] proposed the LLM-AAI benchmark to measure multiple but limited intuitive physics items in several LMs with execution of actions in ecologically valid environments, which are shown to have internal validity towards precisely evaluating intuitive physics understanding and reasoning. It remains to propose similar environments for all intuitive physics items. Some works have incorporated the physics simulator in closed-loop reasoning along with an LM [Cherian et al. 2024; Memery et al. 2024]. These results highlight their unsuitability due to a lack of physical ‘common-sense’ coupled with an ineptness in interpreting numerical simulation traces.

**Learning from Domain Expert Rules.** Domain expert rules played a foundational role in artificial intelligence through Expert Systems [Lindsay et al. 1993; Ryan 2017; Yanase and Triantaphyllou 2019], which encoded domain knowledge as explicit if-then statements to emulate expert decision-making. While traditional expert systems faced scalability challenges, modern approaches are exploring the integration of expert knowledge with LMs to combine structured reasoning with natural language capabilities [Arsevska et al. 2016; Louie et al. 2024; Silva-Rodríguez et al. 2023]. This integration offers potential advantages: domain heuristics can provide reliable constraints on LM outputs, while LMs can make expert knowledge more flexible and generalizable. These approaches suggest promising directions for developing systems that balance structured domain expertise with natural language understanding.

### 2.2 Setup

Let  $\mathbf{x} \in \mathcal{X}$  represent the state of a pool table and  $\theta \in \Theta$  represent shot parameters  $(v, \alpha, \beta, a, b)$  consisting of the velocity of the cue stick,  $v \in [0, 5]$ , its angles (azimuth,  $\alpha \in [0, 360]$ , and elevation,  $\beta \in [0, 90]$ ) and the point of contact on the cue ball (for imparting spin),  $(a, b) \in [-0.5, 0.5]^2$ . A standard pool agent  $\pi : \mathcal{X} \rightarrow \Theta$  maps a given state of the table to a shot (ideally an optimal play) for that state. We assume that we are given a simulation function  $f : \mathcal{X} \times \Theta \rightarrow \mathcal{X}$ , so that a shot by a standard agent takes a table state  $\mathbf{x}$  to  $f(\mathbf{x}, \pi(\mathbf{x}))$ .

**3Pool: A Simplified pool game.** We define a variant of 9-ball pool for two players, 3Pool, where the table contains a white (cue) ball and 6 colour balls. Each player is assigned a pre-determined

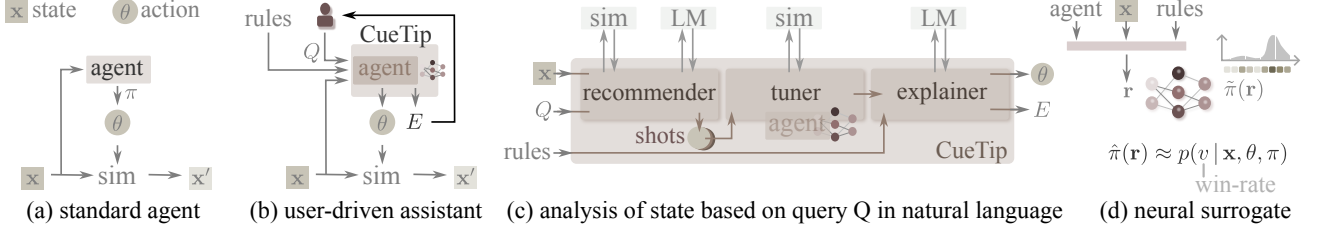


Fig. 2. A standard pool agent (a) makes a decision on which shot  $\theta$  to play for a given state  $\mathbf{x}$  of the table. We propose an interactive assistant (b) that contains an embodiment of an agent, but in addition is able to tune the choice of shot to user input  $Q$ . Our assistant produces  $\theta$  and an explanation of this choice  $\theta$  that is grounded in some set of rules defined by domain experts. An overview of CueTip and its interactions with simulator and language model are shown in (c). Instead of using the agent directly within CueTip, we train a multilayer perceptron network surrogate (d) to mimic any given agent statistically.

set of 3 colour balls. The game begins with a state  $\mathbf{x}$  where the balls are in random positions. A player wins when they have pocketed their assigned set of three balls. At each turn, a player (say Alice) strikes the cue ball with a stick according to parameters  $\theta$  taking the table's state to  $f(\mathbf{x}, \theta)$ . If the shot results in one of Alice's balls being pocketed without committing a foul, then Alice may play again; otherwise Alice's opponent plays the next shot. Alice's shot is deemed a foul if: the cue ball makes first contact with her opponent's ball; if the cue ball makes contact with no ball; or if the cue ball is pocketed. Simulating a *complete game* involves executing a sequence of shots by Alice and her opponent until one of them wins (pockets their balls). We adapt an existing simulator [Kiefl 2024] to build a physics-based environment which we call 3Pool.

**Rules to evaluate shots.** We adopt a set of rules from the textbook [Alcatorre 2004], where domain experts detail heuristics to evaluate the state of a table resulting from a shot. Some rules are assessments of difficulties associated with certain configurations within a state. We choose  $m = 29$  rules (listed in Appendix A within supplemental material) that apply to 3Pool, representing them as  $\mathcal{R} = \{R_i, r_i\}, i = 1, 2, 3, \dots, m$  where  $R_i \in \mathcal{L}$  is a description of the rule in natural language and  $r_i : \mathcal{X} \times \Theta \rightarrow [0, 1]$  is a rule-evaluation function that evaluates the relevance of the rule to a state-shot pair.

**Agents evaluated.** Poolmaster [Dussault and Landry 2006], denoted as  $\pi_{\text{pm}}$ , is a tournament-winning pool agent that optimizes shot selection through position-based value estimation. The agent uses an objective function that considers target ball potting, cue ball positioning, and shot legality. Shot evaluation considers both direct and indirect shots through hand-crafted difficulty coefficients, with indirect shots transformed via table mirroring for unified assessment. Shot selection is performed through a grid-based search, where the table is discretized into a  $G \in \{15, 30\}$  grid. For each position, the agent evaluates discretized shot parameters to identify positions that maximize the objective function, ultimately selecting the shot with the highest combined immediate and future value. We also implement a simple greedy baseline agent  $\pi_g$  that computes shot angle  $\alpha$  via trigonometric approximation (other shot parameters are sampled randomly) to pocket each target ball in its closest pocket.  $\pi_g$  performs shot selection to maximize the number of potted target balls using random selection among equivalent shots. CueTip can use any agent that fits the definition of  $\pi(\mathbf{x})$ .

### 3 INTERACTIVE AND EXPLAINABLE POOL ASSISTANT

We explain three important aspects of CueTip. In Section 3.1 we introduce our simple scheme to represent simulation traces as sequences of events described textually. Then, in Section 3.2 we define our notion of interactive and explainable agents and explain the three modules of CueTip that communicate with a physics simulator and an LM. Finally, in Section 3.3, we explain how we train a simple neural network to behave as an empirical surrogate for any given agent and how this surrogate encodes uncertainty.

#### 3.1 Event-based representation of simulation traces

To facilitate language-based reasoning, we instrumented the simulation as  $f_e : \mathcal{X} \times \Theta \rightarrow \mathcal{X} \times \mathcal{S}$  to output  $L \in \mathcal{S}$ , an ordered sequence  $L = [L_0, L_1, L_2, \dots]$  of predetermined events where each event  $L_i$  is a concatenation of two string tokens followed by information tokens:

- (1) ball-ball-<bid1>-<bid2> when ball bid1 collides with ball bid2;
  - (2) ball-cushion-<bid> when ball bid bounces off cushion; and
  - (3) ball-pocket-<bid>-<pid> when ball bid falls into pocket pid
- which serve as an abstraction of state information ignoring details such as geometry and dynamics attributes (velocity, spin, etc.). Although such an encoding of simulation traces is lossy, it enables qualitative comparisons of shots and their outcomes.

#### 3.2 Interactivity and explainability

We introduce agents  $\Pi : \mathcal{X} \times \mathcal{L} \rightarrow \Theta \times \mathcal{L}$ . Given a contextual reasoning query  $Q$  in natural language  $\mathcal{L}$  and state  $\mathbf{x}$ , each such agent  $\Pi(\mathbf{x}, Q)$  returns a shot  $\theta$  along with an explanation  $E \in \mathcal{L}$  that is rooted in domain expert rules. We design a family of such agents using three sequential stages: A *recommender* hypothesizes shots relevant to a state of the table  $\mathbf{x}$  and contextual query  $Q$ ; a *tuner* optimizes the recommended shots to obtain  $\theta^*$  as the shot that best addresses the contextual query; and finally an *explainer* that generates explanations  $E$  based on rules  $\mathcal{R}$ . The recommender first queries an out-of-the-box LM to generate potential sequences of events  $L = \ell(Q, C)$ ,  $L, Q, C \in \mathcal{L}$  where  $Q$  combines the user query with a prompt requesting relevant event sequences and  $C$  is a context specifying a description of state and a list of ball IDs for the agent to target. Chain-of-Thought prompting [Wei et al. 2022] is utilised, to allow the recommender to plan the shots it will suggest before producing the event sequences. Details of this process are included in Appendix B. The

central role of the recommender is to find  $N_r \in \mathbb{N}$  hypothetical shots  $\hat{\theta}_k$  that result in a sequence of simulation events  $L_k$  (via  $f_e(\mathbf{x}, \hat{\theta}_k)$ ) that resembles  $L$ . We achieve this via minimization of  $d_L(L, L_k) - \lambda(|L_k| + \|\hat{\theta}_k\|)$  using simulated annealing, where  $d_L(L, L_k)$  yields the longest common (ordered) subsequence of  $L$  and  $L_k$  that necessarily begins with the first event in  $L$ . The second term is used to penalise exaggerated values. Finally, each shot has a strategy label  $s_k \in \{\text{offensive, defensive, none}\}$  and a difficulty label  $d_k \in \{\text{easy, medium, hard, none}\}$  based on the shot's desired characteristics:  $(s_k, d_k) = \ell(Q, C, L_k)$ . These labels are used in Section 3.4.

Given  $\mathbf{x}$  and  $\{\hat{\theta}_k\}$ , the tuner first evaluates  $\mathbf{x}_k = f_e(\mathbf{x}, \hat{\theta}_k)$  for each  $k$  and then evaluates  $\mathbf{r}^k$  for each  $k$  using the expert rules so that  $\mathbf{r}_i^k = r_i(\mathbf{x}_k, \hat{\theta}_k)$ ,  $i = 1, 2, \dots, m$ . For some rules, this requires knowledge of the result of executing the shot which we obtain via  $f(\mathbf{x}, \hat{\theta}_k)$ . The tuner then iteratively optimizes  $\hat{\theta}_k$  until the expected value (explained in 3.3) of the shot is maximized. The tuner returns the highest-value shot  $\theta^*$  as the shot selected by  $\Pi(\mathbf{x}, Q)$  along with  $\mathbf{r}^*$ , the corresponding vector of rule function evaluations. The explainer  $e$  augments a skeleton prompt  $P$  containing general information such as a description of the task, table specifications, text-encodings of all events and some example sequences with contextual information. The contextual information  $C_e$  includes the positions of balls in  $\mathbf{x}$ , the dictionary of shot parameters  $\theta$  and a list of rules and their value functions evaluated on  $(\mathbf{x}, \theta)$ . Each field is quantized and encoded as a string. The final explanation is generated by an LM as  $E = \ell(P_e)$  where the augmented prompt  $P_e = e(P, C_e)$ . We refer readers to Appendix B for details and examples of  $P_e$  and  $C_e$ .

### 3.3 Incorporating uncertainty via neural approximation

We build an empirical surrogate  $\tilde{\pi}$  for any agent  $\pi$  by training it to approximate the distribution  $p(v | \mathbf{x}, \theta, \pi)$  of the expected win rate of a shot  $\theta$  given a table state  $\mathbf{x}$ . Since our goal is to use  $\tilde{\pi}$  instead of  $\pi$  within an explainable agent  $\Pi$ , for explanations to be grounded in the set of expert rules  $\mathcal{R}$ , we define  $\tilde{\pi}$  to be a mapping from  $\mathbf{r} \in [0, 1]^m$  (rather than from  $(\mathbf{x}, \theta)$ ). The elements of  $\mathbf{r}$  are  $r_i(\mathbf{x}, \theta)$ . We discretize  $p(v | \mathbf{x}, \theta, \pi)$  using  $n$  bins and therefore  $\tilde{\pi} : [0, 1]^m \rightarrow [0, 1]^n$ . At test time, we use the evaluated  $\tilde{\mathbf{p}} = \tilde{\pi}(\mathbf{r})$  to assess the quality of the agent's shot. A high expectation indicates a good payoff and a low variance implies robustness to imperfections in execution.

Our environment models execution errors as Gaussian noise  $\epsilon \sim \mathcal{N}(0, \sigma^2)$  injected into each shot  $\theta$  given a table state  $\mathbf{x}$ . The execution of the perturbed action results in a stochastic state variable  $\mathbf{x}_1 = f(\mathbf{x}, \pi(\mathbf{x}) + \epsilon)$ . The *value* of  $\theta$  is the expected win rate  $v \in [0, 1]$  for player 1, which may be estimated via Monte Carlo average over  $M$  sampled  $\mathbf{x}_1$  and simulating  $N$  complete games. Instead, we estimate the probability distribution  $p(v | \mathbf{x}, \theta, \pi)$  which encodes uncertainty surrounding the quality of the shot. We use a simple Monte Carlo method, that averages  $n$ -bin histograms  $\mathbf{p} \in [0, 1]^n$  of the  $M$  expected win ratio  $\mathbf{v}_j$ ,  $j = 1, 2, \dots, M$  (for each sampled  $\mathbf{x}_1$ ). Ideally this would be a tight distribution with a peak at  $v = 1$ . We use these samples to train our neural adaptor  $\tilde{\pi} : [0, 1]^m \rightarrow [0, 1]^n$  (see Algorithm 1), which consists of a simple multi-layer perceptron network (MLP) with six layers of size 256 and ReLU activation functions. We train this using a Cross-Entropy loss function with a batch size of 128, a learning rate of 0.005, a dropout rate of 0.25 over 25 epochs.

### 3.4 Incorporating strategy and difficulty

While the strategy and difficulty labels  $s$  and  $d$  characterize a shot, we additionally define binary strategy vectors  $\mathbf{w}_o, \mathbf{w}_d \in \{0, 1\}^m$  containing classification across rules (on *offensive* vs *defensive*). Then we use these to calculate the strategy score  $v_s$  and the difficulty score  $v_d$  for each shot. If  $\mathbf{r}_t$  is the rule evaluations associated with a shot  $(\mathbf{x}_t, \theta_t)$  being tuned, and if  $s$  is *defensive*, then  $v_s = (\mathbf{w}_d - \mathbf{w}_o) \cdot \mathbf{r}_t$ . If  $s$  is *offensive* then  $v_s = (\mathbf{w}_o - \mathbf{w}_d) \cdot \mathbf{r}_t$ . We calculate a difficulty score  $v_d = H_{\max} - |h_t - h_d|$  where  $h_t = H(\tilde{\pi}(\mathbf{r}_t))$  is the entropy of the approximate value distribution and  $h_d$  is the mean entropy of the  $d^{\text{th}}$  section of the distribution of entropies across all samples in the dataset—we partition the entropy distribution across training samples into 3 difficulty sets: low  $[0, 0.4)$ , medium  $[0.4, 0.8)$  or high.

The tuner in Section 3.2 combines these terms with uncertainty to perform shot optimization, to obtain  $\theta_k^*$  by maximizing the objective function  $\mathbb{E}[\tilde{\mathbf{p}}] + v_s + v_d$  for each shot  $\hat{\theta}_k$ .

---

#### ALGORITHM 1: Generating one training sample

---

**Input:**  $\pi, f, \mathbf{x}, \sigma$ ; // Agent, sim func., state, noise level  
 $M, N, m, n$ ; // #samps of  $p(v | \mathbf{x}, \theta)$ , #sims, #rules, #bins  
**Output:** Training sample  $(\mathbf{r}, \mathbf{p})$   
 $\theta \leftarrow \pi(\mathbf{x})$ ;  
 $\mathbf{r}$  = vector containing  $r_i(\mathbf{x}, \theta)$ ,  $i = 1, 2, \dots, m$ ;  
**for**  $j \leftarrow 1$  **to**  $M$  **do**  
   $\epsilon \leftarrow \mathcal{N}(0, \sigma^2)$ ;  
   $\mathbf{x}_1 \leftarrow f(\mathbf{x}, \theta + \epsilon)$ ;  
  **for**  $k \leftarrow 1$  **to**  $N$  **do**  
     $\mathbf{x}_{\text{end}} \leftarrow \text{SimulateGame}(\mathbf{x}_1, \pi, \sigma)$ ;  
     $\mathbf{w}_k \leftarrow \text{DidPlayer1Win}(\mathbf{x}_{\text{end}})$ ; // binary result  
   $\mathbf{v}_j \leftarrow \sum_{k=1}^N \mathbf{w}_k / N$ ;  
 $\mathbf{p} \leftarrow \text{Histogram}(\mathbf{v}, n)$ ;  
**return**  $(\mathbf{r}, \mathbf{p})$ ;

---

### 3.5 Summary

Given an agent  $\pi$ , we first train its neural surrogate  $\tilde{\pi}$  that can rapidly approximate the distribution of win-rates of  $\pi$  as player 1 from any state  $\mathbf{x}$ . Then, we embed the surrogate within the tuner of CueTip, resulting in agent  $\Pi$  which can be queried and provides explanations in natural language. That is, for each agent  $\pi$  we can associate its three variants as a tuple  $(\pi, \tilde{\pi}, \Pi)$ . We implemented comparisons for the PoolMaster agent  $(\pi_{\text{pm}}, \tilde{\pi}_{\text{pm}}, \Pi_{\text{pm}})$  and for a simple greedy agent  $(\pi_{\text{g}}, \tilde{\pi}_{\text{g}}, \Pi_{\text{g}})$  as described in Section 4.2.1.

## 4 EXPERIMENTS

### 4.1 Qualitative evaluation across diverse queries

We demonstrate the interactive capabilities of CueTip through four qualitative examples of diverse queries in Figure 5. Given an initial state  $\mathbf{x}_0$  (shown in the center of the figure), each query  $Q \in \mathcal{L}$  is executed as  $(\theta^*, E) = \Pi(\mathbf{x}_0, Q)$  with 5 candidate shots and 300 optimization steps as hyperparameters. The recommender generates candidate shots which are optimized by the tuner to select  $\theta^*$ , followed by explanation generation via the explainer component  $E$ . The results of this are presented in Figure 5 to demonstrate the system's interactive shot generation and explanation capabilities.

## 4.2 Quantitative evaluation of performance, explainability

**4.2.1 Performance.** We evaluate agent performance through pairwise games in our 3Pool environment of three versions each of two core agents– PoolMaster (pm) and greedy (g). For each of these agents, we have the agent ( $\pi_{pm}, \pi_g$ ), their neural surrogates ( $\tilde{\pi}_{pm}, \tilde{\pi}_g$ ) and their CueTip versions ( $\Pi_{pm}, \Pi_g$ ). For each pair of these 6 agents, we simulate 100 games with 50 games each as player 1 (to mitigate potential starting position bias). The mean percentage win rates over the 100 games (and standard deviations) are tabulated in Table 1 with each cell showing the win rate of the agent on the row as player 1 against the agent on the column as player 2. Standard deviations were calculated by fitting binomial distributions.

The hyperparameters for each agent are defined as follows: For  $\pi_{pm}$ , the search grid size  $G$  is set to  $[15, 30]$ , with shot parameters  $\Theta = \{v, \beta, a, b\}$  to be optimised with 5 discretized intervals each. For neural-based agents ( $\tilde{\pi}, \Pi$ ), we set the number of candidate shots  $K = 3$  and use  $N = 300$  simulated annealing steps. For  $\tilde{\pi}$ , the  $K$  candidate shots begin as randomly sampled parameters, before being tuned. Importantly, for  $\Pi$ , the query prompt provided to the agent is simply: "Find the best shot for me in this position". The networks for each agent  $\{\tilde{\pi}_{pm}, \tilde{\pi}_g, \Pi_{pm}, \Pi_g\}$  are trained on 2500 state-shot pairs generated from the  $\pi_{pm}$  or  $\pi_g$  agents, as described in Section 3.3.

**4.2.2 Relevance to expert rules.** The reliability of the explanations provided by CueTip hinges on the ability of the LM to assess the relevance of each expert rule to a given state-shot pair. This is used by the explainer within its context  $C_e$ . We verified that the LM estimates relevances that match ground truth rule evaluations. The dataset for this is generated through a two-phase sampling process. First, we extract state-shot pairs  $(\mathbf{x}, \theta)$  from the network training dataset and apply K-means clustering ( $K = 25$ ) to their rule evaluation vectors, then sample uniformly from each cluster to create a diverse evaluation set that captures varying shot characteristics. State-shot pairs  $(\mathbf{x}_r, \theta_r)$  for evaluation are sampled from this dataset, evaluating the ground truth  $r_i(\mathbf{x}, \theta)$ ,  $i = 1, 2, \dots, m$  and classifying them according to a Likert scale quantizing the  $[0, 1]$  range of  $r_i$  into bins:

0	1	2	3	4	5	6
very low	low	mod low	moderate	mod high	high	very high

all bins are 0.125 wide except for 'moderate' which is twice as wide and spans the interval  $[0.375, 0.625]$ . Each element in our reference dataset consists of  $(\mathbf{x}_r, \theta_r, \mathbf{r}_r, \mathbf{s}_r, \mathbf{K}_r)$  where  $\mathbf{r}_r$  is an  $m$ -vector containing all reference evaluations  $r_i(\mathbf{x}, \theta)$ ,  $\mathbf{s}_r$  is an  $m$ -vector of classified bin numbers for each rule and  $\mathbf{K}_r$  is an  $m$ -vector of strings containing the corresponding Likert keys.

Our experiment constructs  $C_e^r$  from  $(\mathbf{x}_r, \theta_r, \mathbf{r}_r)$  (as done by the explainer described in Sec. 3.2) and uses this to augment a skeleton test prompt  $P_t$ . This prompt queries the LM to predict the vector of Likert values  $\mathbf{s}_t$  by comparing the keys  $\mathbf{K}_t$  given the context  $C_e^r$ . Further details are presented in Appendix C. Ideally, the distance  $|\mathbf{s}_t - \mathbf{s}_r|$  between the test and reference values should be  $< 1$ . Figure 3 plots the mean distances (orange bars) for each rule (X-axis) along with error bars across the dataset. The plot on the right side shows the aggregate over all rules. Figure 3 also shows distances (blue bars) from a control method where the context is constructed from only the state-shot pair  $(\mathbf{x}_r, \theta_r)$  instead of  $(\mathbf{x}_r, \theta_r, \mathbf{r}_r)$ .

	$\tilde{\pi}_{pm}$	$\tilde{\pi}_g$	$\Pi_{pm}$	$\Pi_g$	$\pi_{pm}$	$\pi_g$
$\tilde{\pi}_{pm}$	-	<b>81 (3.9)</b>	<b>73 (4.4)</b>	<b>77 (4.2)</b>	<b>62 (4.8)</b>	<b>86 (3.5)</b>
$\tilde{\pi}_g$	19 (3.9)	-	55 (5.0)	76 (4.3)	35 (4.8)	75 (4.3)
$\Pi_{pm}$	27 (4.4)	45 (5.0)	-	64 (4.8)	59 (4.9)	77 (4.2)
$\Pi_g$	23 (4.2)	24 (4.3)	36 (4.8)	-	27 (4.4)	67 (4.7)
$\pi_{pm}$	38 (4.8)	65 (4.8)	41 (4.9)	73 (4.4)	-	85 (3.6)
$\pi_g$	14 (3.5)	25 (4.3)	23 (4.2)	33 (4.7)	15 (3.6)	-

Table 1. Win rates (%) between agents. The percentage win rate (std. deviations) of Player 1 agents (row) against Player 2 agents (columns) are tabulated. The agents are: surrogate PoolMaster ( $\tilde{\pi}_{pm}$ ), surrogate greedy ( $\tilde{\pi}_g$ ), CueTip PoolMaster ( $\Pi_{pm}$ ), CueTip greedy ( $\Pi_g$ ), PoolMaster ( $\pi_{pm}$ ) and greedy agent ( $\pi_g$ ).

**4.2.3 User study.** We evaluate explanation quality through a comparative user study between CueTip and a baseline LM. Our participant pool  $\mathcal{U}$  consists of 100 users recruited through Prolific [Prolific 2025]. Each participant evaluated 20 unique state-shot pairs sampled from the diverse dataset described in Section 4.2.2. Each evaluation instance presents participants with an animated GIF visualization of the state-shot pair  $(\mathbf{x}_i, \theta_i)$  with simulated frames, an explanation generated by either CueTip or the baseline model, and a 7-point Likert scale for quality assessment. Participants provide ratings  $r_{u,i} \in \{1, \dots, 7\}$  for each instance, with a mandatory 10-second viewing period before rating is allowed. Examples of the user prompt are presented in Appendix E. The baseline model follows the same explanation generation protocol as CueTip (Section 3.2) but without access to rule function evaluations  $\mathbf{r}$ , while retaining access to the natural language rule descriptions  $R_i$ . Post-study, participants self-report their pool expertise  $l_u \in \{\text{None, Low, High}\}$ . Figure 4 presents the rating distributions seperated by expertise level.

## 5 RESULTS

### 5.1 Qualitative evaluation of our agent

Figure 5 presents four queries given to CueTip. The generated shots are seen to be tailored to the query in each case. For example, given the query "I am feeling defensive, find me a defensive shot", CueTip generates event sequences with strategy label  $s = \text{defensive}$  and difficulty label  $d = \text{medium}$  (not illustrated). The tuning process, guided by these labels, produces a shot  $\theta^*$  that maximizes defensive positioning, as evidenced in the motion trajectory visualization. The explainer component grounds this shot in expert rules  $R_i$ , where defensive rule  $R_5$  (safety opportunity identification) applies positively (hence shown in green) while offensive rule  $R_{13}$  (target ball potting prioritization) does not apply (hence shown red), demonstrating the effectiveness of the strategy-aware optimization.

For "Show me a trick shot!", CueTip demonstrates its capacity to generate a high-difficulty shots by setting  $s = \text{offensive}$  and  $d = \text{hard}$ . The selected shot  $\theta^*$  exhibits multiple complex characteristics: a long distance to travel and multiple cushion collisions. The neural adaptor  $\tilde{\pi}$  predicts an expected value of 0.34, indicating significant execution difficulty (not illustrated). The explainer identifies relevant rules including  $R_{14}$  (distance-based difficulty scaling) and  $R_{29}$  (multi-cushion complexity), reflecting its high-risk nature.

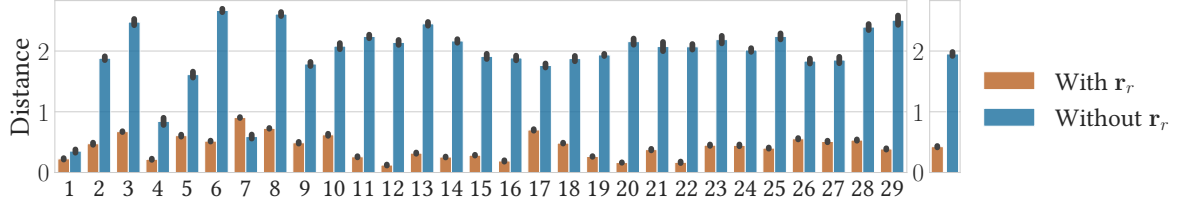


Fig. 3. **Left:** Distributions of Likert scale distances between ground truth and estimations from different methods for each domain expert rule (mean $\pm$ std. error); **Right:** Aggregated results over all domain expert rules (mean $\pm$ std. error); Results obtained using the LM *Llama-3.1-70B-Instruct* [AI@Meta 2024; HuggingFace 2025a].

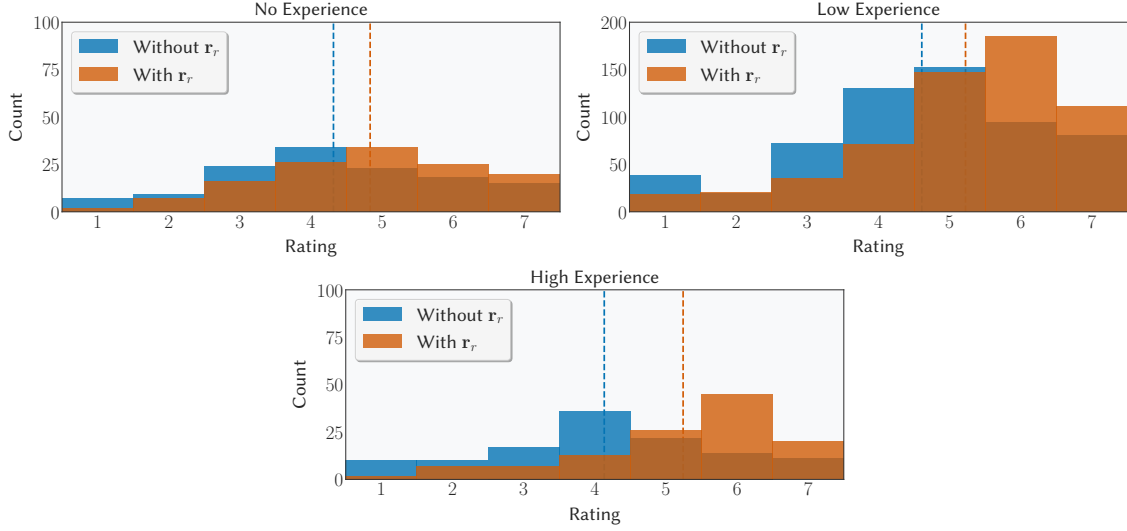


Fig. 4. Distributions of ratings given by users in our survey, where each user self-reported their expertise. Users who self-reported as having high experience (bottom) rated CueTip’s explanations higher than the baseline.

## 5.2 Quantitative evaluation of our agent

**5.2.1 Performance.** The win rates in Table 1 show that the neural surrogate  $\tilde{\pi}_{pm}$  performs best, achieving the highest win rate. Notably,  $\tilde{\pi}_{pm}$  achieves a win rate exceeding 50% against its training baseline  $\pi_{pm}$  (winner of the computational pool tournament). Results suggest that the neural adaptor’s shot optimization strategy (with stochasticity and uncertainty) surpasses the agents used to train the adaptor. The greedy surrogate,  $\tilde{\pi}_g$ , exhibits reduced performance with a 35% win rate against  $\pi_{pm}$ , highlighting the importance of the underlying agent used during training. The interactive agents  $\Pi_{pm}$  and  $\Pi_g$  maintain strong performance, with  $\Pi_{pm}$  achieving a 59% win rate against  $\pi_{pm}$ . The interactive agents  $\Pi_{pm}$  and  $\Pi_g$  exhibit a consistent performance reduction compared to their non-interactive counterparts, highlighting the trade-off between performance and interactivity.

**5.2.2 Relevance to expert rules.** Figure 3 plots the results of the experiment presented in Section 4.2.2. Since the error is  $< 1$  on average, for the orange bars, the experiment verifies that a combination of textual Likert keys and rule evaluation vector  $r_r$  ensures that the LM’s evaluation of the current state is aligned with the reference. The blue bars represent a higher error (p-values  $< 1e-4$  in a two-sample Kolmogorov Smirnov test, except for rule 7). Thus  $r_r$  plays a vital role in grounding the explanations in the expert rules.

**5.2.3 User study.** Figure 4 presents the rating distributions, separated by user expertise, from our experiment described in Section 4.2.3. The distributions show that CueTip-generated explanations consistently achieve higher mean ratings across all expertise levels  $l_u \in \{\text{None, Low, High}\}$ . For users with no prior pool experience, we observe a moderate difference in mean ratings ( $\mu_{CueTip} = 4.83$ ,  $\mu_{baseline} = 4.32$ ,  $\Delta\mu = 0.51$ ). This difference increases slightly for users with low experience ( $\mu_{CueTip} = 5.22$ ,  $\mu_{baseline} = 4.61$ ,  $\Delta\mu = 0.61$ ), and is most pronounced among highly experienced users ( $\mu_{CueTip} = 5.24$ ,  $\mu_{baseline} = 4.13$ ,  $\Delta\mu = 1.11$ ). The rating differential in the *High Experience* group suggests highly experienced players believe that CueTip’s explanations better reflect true shot characteristics. We attribute this to CueTip’s access to the expert rule evaluations  $r$ , which grounds explanations in accurate shot information rather than relying on a LM’s interpretation of the expert rules  $R_i$ .

## 6 IMPLEMENTATION AND DISCUSSION

**Winrates and Potting Rates.** Analysis of the Section 4.2.1 experiments reveals an important distinction between win rates and potting rates (defined as the proportion of shots that successfully pot a target ball). The baseline  $\pi_g$  achieves the lowest potting rate at 29%, consistent with its poor performance, while  $\pi_{pm}$  demonstrates strong performance with 82%.  $\Pi_{pm}$  achieves the highest potting rate at 93%, indicating highly effective shot recommendation and optimization. Notably,  $\tilde{\pi}_{pm}$  achieves the highest win rate

despite a relatively low potting rate of 62%, suggesting a more nuanced strategy that balances offensive and defensive play. This demonstrates that optimal performance in pool requires strategic shot selection beyond simple potting optimization, a capability effectively captured by the neural surrogate approach.

*LM impact on reliability.* We employ zero-shot chain-of-thought (CoT) reasoning with majority-voting self-consistency [Wang et al. 2023b; Wei et al. 2023] for LM queries. Our analysis spans the Llama 3 model family [AI@Meta 2024], comparing *Llama-3.1-3B-Instruct*, *Llama-3.1-8B-Instruct*, and *Llama-3.1-70B-Instruct* variants in their ability to assess expert rule relevance for state-shot pairs. Performance scales positively with model size, as evidenced by decreasing Likert distance between model estimations and expert rule evaluations:  $1.99 \pm 0.40$  vs  $2.40 \pm 0.45$  for 3B, respectively, with  $r_r$  vs without  $r_r$ ;  $1.49 \pm 0.61$  vs  $2.34 \pm 0.51$  for 8B, respectively, with  $r_r$  vs without  $r_r$ ; and  $0.43 \pm 0.19$  vs  $1.95 \pm 0.55$  for 70B, respectively, with  $r_r$  vs without  $r_r$ . Additional experiments with prompt optimization using DSPy [Khattab et al. 2024] show statistically significant improvements only for the medium-sized model. Based on these results, we employ the 70B parameter model for all experiments presented in this work. Details about the prompts and detailed scaling analysis are provided in Appendix C.

*Agent ablation.* We conduct an ablation study to quantify the impact of the neural surrogate in the CueTip system by defining two variants:  $\Pi_{\text{baseline}}$  and  $\Pi_h$ . Both maintain the recommender component but replace the neural tuner with base LM decision-making and heuristic-guided LM decision-making respectively. The average win rates against all agents are:  $\Pi_{\text{baseline}}$  (26%),  $\Pi_h$  (32%),  $\pi_g$  (22%),  $\tilde{\pi}_{\text{pm}}$  (75.8%), and  $\tilde{\pi}_g$  (52%),  $\Pi_{\text{pm}}$  (54.4%),  $\Pi_g$  (37.4%), and  $\pi_{\text{pm}}$  (60.4%). While the heuristic guidance of  $\Pi_h$  improves LM decision-making over the baseline  $\Pi_{\text{baseline}}$ , the substantial performance gap between LM and neural-based variants ( $\Delta > 40\%$ ) demonstrates the neural surrogate’s critical role in CueTip’s performance.

*Expert rule significance.* We analyze rule significance using the diverse evaluation dataset from Section 4.2.2 by computing correlations between  $\tilde{\pi}_{\text{pm}}$ ’s potting rates and expert rule evaluations for each state. The rules exhibiting strongest negative correlation with potting success are  $R_{16}$  (obstacle presence),  $R_{28}$  (multi-ball collisions), and  $R_{29}$  (multi-cushion interactions). These correlations reveal that shot complexity is most significantly impacted by physical obstruction and multiple collision events, aligning with the fundamental physics constraints of pool.

*Diversity of queries.* One of the benefits of a natural language is the scope for rich queries. The space of effective prompts is bounded by the search parameters defined, which in our case are: events (ball-ball collisions, ball-pocket, ball-cushion bounces), strategy (offensive or defensive), and difficulty (easy, medium, hard). As long as the query pertains to tactics that operate within this space, they may be arbitrarily formed. To enable queries outside this space—for example, “make the ball bounce off the left cushion”—would require introducing a special event *ball-cushion-left*. However, this addition would require no new training, since the network surrogate depends on the actual simulation state rather than the event sequences and the LM is used off-the-shelf. There is a trade-off between introduction of events to enrich the space of possible queries and speed of execution (larger search space for the recommender).

*Upgrading the underlying agent.* CueTip abstracts away the underlying agent that is responsible for tactical shot decisions via the neural surrogate discussed in Section 3.3. However, our results confirm that the quality of the underlying agent used to train the neural surrogate impacts CueTip’s win-rate. To upgrade the underlying agent, the MLP within neural surrogate will need to be retrained using Algorithm 1 where data is collected using the new agent.

*Sharing the 3Pool environment.* While effective for playing 3Pool, some of the choices we make are domain-specific (such as the choice of important events) which limits potential claims about generalizability to other physical systems. However, we will share our implementation of CueTip along with the 3Pool environment as an open-source benchmark. We hope that the environment will serve as a sandbox to test and inspire work on explainable agents in physics-based environments. The physics of 3Pool provide sufficiently rich physical dynamics (collision, friction, spin, finite element modelling of bounces off soft cushions, etc.) while being simple enough to allow for rapid prototyping, experimentation and visualization.

*Limitations.* Domain rules improve explainability at the cost of needing the rule evaluation functions  $r_i$  to be implemented. Potential inconsistency between  $R_i$  and the implementation of  $r_i$  could introduce inaccuracies in rule evaluation. The reliance on simulated annealing for shot optimization provides no guarantees of (global) optimality, although empirical results demonstrate robust performance. Finally, the quality of our results is affected adversely by scaling down the LM which might be considered a practical limitation for some devices.

## 7 CONCLUSION AND FUTURE WORK

Our experimental results demonstrate the effectiveness of utilizing expert-provided heuristics to create interactive, explainable agents operating in a specific physics-based environments. The quantitative improvements in win rates, reliability, and explanation quality, in addition to the qualitative examples, show that grounding agent decisions in expert-provided heuristics, and replacing traditional agents with neural surrogates, enhances performance, interpretability, and interactivity.

This work suggests several promising research directions. First, the system could be expanded to enable automated discovery of heuristics through iterative optimization and environment feedback, potentially identifying novel domain insights while maintaining reliability and explainability. Second, future work could explore synthesizing unified domain-specific languages that better capture both action spaces and domain rules, enhancing the expressiveness of heuristics and the interpretability of agents. Both of these possibilities would make use of an iterative improvement mechanism using LMs, where a system can adapt and learn from online, physically simulated environments. Finally, the system could be extended to other physical reasoning tasks, such as robotics, where the ability to ground decisions in expert-provided rules could significantly enhance the interpretability and reliability of autonomous agents.

## 8 ACKNOWLEDGMENTS

This work was funded by the UKRI Centre for Doctoral Training in Natural Language Processing (grant EP/S022481/1) and ELIAI (The Edinburgh Laboratory for Integrated Artificial Intelligence)

EPSRC (grant EP/W002876/1). This work was conducted while the primary author was an NLP research intern at Tencent, London.

## REFERENCES

- AI@Meta. 2024. Llama 3 Model Card. (2024). [https://github.com/meta-llama/llama3/blob/main/MODEL\\_CARD.md](https://github.com/meta-llama/llama3/blob/main/MODEL_CARD.md)
- D.G. Alciatore. 2004. *The Illustrated Principles of Pool and Billiards*. Sterling. [https://books.google.co.uk/books?id=gYU\\_cpeFXhwC](https://books.google.co.uk/books?id=gYU_cpeFXhwC)
- Mohammad Alian. 2003. Roboshark : a gantry pool player robot. <https://api.semanticscholar.org/CorpusID:10384485>
- Christopher Archibald, Alon Altman, Michael A. Greenspan, and Yoav Shoham. 2010. Computational Pool: A New Challenge for Game Theory Pragmatics. *AI Mag.* 31 (2010), 33–41. <https://api.semanticscholar.org/CorpusID:1427129>
- Christopher Archibald, Alon Altman, and Yoav Shoham. 2009. Analysis of a Winning Computational Billiards Player. In *International Joint Conference on Artificial Intelligence*. <https://api.semanticscholar.org/CorpusID:61081368>
- Elena Arsevska, Mathieu Roche, Sylvain Falala, Renaud Lancelot, David Chavernac, Pascal Hendrikx, and Barbara Dufour. 2016. Monitoring Disease Outbreak Events on the Web Using Text-mining Approach and Domain Expert Knowledge. In *International Conference on Language Resources and Evaluation*. <https://api.semanticscholar.org/CorpusID:31600041>
- Renee Baillargeon. 1995. Physical reasoning in infancy. *The cognitive neurosciences* (1995), 181–204.
- Renee Baillargeon, Elizabeth S Spelke, and Stanley Wasserman. 1985. Object permanence in five-month-old infants. *Cognition* 20, 3 (1985), 191–208.
- Vahid Balazadeh, Mohammadmehdi Ataei, Hyunmin Cheong, Amir Hosein Khasahmadi, and Rahul G. Krishnan. 2024. Synthetic Vision: Training Vision-Language Models to Understand Physics. *arXiv:2412.08619 [cs.CV]* <https://arxiv.org/abs/2412.08619>
- Peter Battaglia, Razvan Pascanu, Matthew Lai, Danilo Jimenez Rezende, et al. 2016. Interaction networks for learning about objects, relations and physics. *Advances in neural information processing systems* 29 (2016).
- Peter W Battaglia, Jessica B Hamrick, and Joshua B Tenenbaum. 2013. Simulation as an engine of physical scene understanding. *Proceedings of the National Academy of Sciences* 110, 45 (2013), 18327–18332.
- Anoop Cherian, Radu Corcodel, Siddarth Jain, and Diego Romeres. 2024. LLMPhy: Complex Physical Reasoning Using Large Language Models and World Models. *arXiv:2411.08027 [cs.LG]* <https://arxiv.org/abs/2411.08027>
- Yu-Neng Chuang, Guanchu Wang, Chia yuan Chang, Ruixiang Tang, Fan Yang, Mengnan Du, Xuanting Cai, and Xia Hu. 2024. Large Language Models As Faithful Explainers. *arXiv abs/2402.04678* (2024). <https://api.semanticscholar.org/CorpusID:271303565>
- Karl Cobbe, Vineet Kosaraju, Mohammad Bavarian, Mark Chen, Heewoo Jun, Lukasz Kaiser, Matthias Plappert, Jerry Tworek, Jacob Hilton, Reiichiro Nakano, et al. 2021. Training verifiers to solve math word problems. *arXiv preprint arXiv:2110.14168* (2021).
- Jingzhe Ding, Yan Cen, and Xinyuan Wei. 2023. Using Large Language Model to Solve and Explain Physics Word Problems Approaching Human Level. *arXiv preprint arXiv:2309.08182* (2023).
- Jean-Pierre Dussault and Jean-François Landry. 2006. Optimization of a Billiard Player - Tactical Play. In *Computers and Games*. <https://api.semanticscholar.org/CorpusID:15820129>
- Linxi Fan, Guanzhi Wang, Yunfan Jiang, Ajay Mandhakar, Yuncong Yang, Haoyi Zhu, Andrew Tang, De-An Huang, Yuke Zhu, and Anima Anandkumar. 2022. Mine-Dojo: Building Open-Ended Embodied Agents with Internet-Scale Knowledge. *arXiv:2206.08853 [cs.LG]* <https://arxiv.org/abs/2206.08853>
- Weixi Feng, Wanrong Zhu, Tsu-jui Fu, Varun Jampani, Arjun Akula, Xuehai He, Sugato Basu, Xin Eric Wang, and William Yang Wang. 2024. Layoutgpt: Compositional visual planning and generation with large language models. *Advances in Neural Information Processing Systems* 36 (2024).
- Javier Ferrando, Gerard I. Gállego, and Marta Ruiz Costa-jussà. 2022. Measuring the Mixing of Contextual Information in the Transformer. *arXiv abs/2203.04212* (2022). <https://api.semanticscholar.org/CorpusID:247315171>
- Katerina Fragkiadaki, Pulkit Agrawal, Sergey Levine, and Jitendra Malik. 2015. Learning Visual Predictive Models of Physics for Playing Billiards. *arXiv: Computer Vision and Pattern Recognition* (2015). <https://api.semanticscholar.org/CorpusID:6981893>
- Isabel O Gallegos, Ryan A Rossi, Joe Barrow, Md Mehrab Tanjim, Sungchul Kim, Franck Deroncourt, Tong Yu, Ruiyi Zhang, and Nesreen K Ahmed. 2024. Bias and fairness in large language models: A survey. *Computational Linguistics* (2024), 1–79.
- Michael A. Greenspan, Joseph Lam, Marc Godard, Imran Zaidi, Sam Jordan, William H. Leckie, Ken Anderson, and Donna C. Dupuis. 2008. Toward a Competitive Pool-Playing Robot. *Computer* 41 (2008). <https://api.semanticscholar.org/CorpusID:17191082>
- Dan Hendrycks, Collin Burns, Saurav Kadavath, Akul Arora, Steven Basart, Eric Tang, Dawn Song, and Jacob Steinhardt. 2021. Measuring mathematical problem solving with the math dataset. *arXiv preprint arXiv:2103.03874* (2021).
- Wenlong Huang, Fei Xia, Ted Xiao, Harris Chan, Jacky Liang, Pete Florence, Andy Zeng, Jonathan Tompson, Igor Mordatch, Yevgen Chebotar, et al. 2023. Inner Monologue: Embodied Reasoning through Planning with Language Models. In *Conference on Robot Learning*. PMLR, 1769–1782.
- HuggingFace. 2025a. Meta-Llama 3.1 70B Instruct. <https://huggingface.co/meta-llama/Meta-Llama-3.1-70B-Instruct>. Accessed: 2025-01-23.
- HuggingFace. 2025b. Meta-Llama 3.1 8B Instruct. <https://huggingface.co/meta-llama/Meta-Llama-3.1-8B-Instruct>. Accessed: 2025-01-23.
- HuggingFace. 2025c. Meta-Llama 3.2 3B Instruct. <https://huggingface.co/meta-llama/Meta-Llama-3.2-3B-Instruct>. Accessed: 2025-01-23.
- Serwan Jassim, Mario Holubar, Annika Richter, Cornelius Wolff, Xenia Ohmer, and Elia Bruni. 2024. GRASP: A Novel Benchmark for Evaluating Language Grounding and Situated Physics Understanding in Multimodal Language Models. In *Proceedings of the Thirty-Third International Joint Conference on Artificial Intelligence, IJCAI-24*, Kate Larson (Ed.). International Joint Conferences on Artificial Intelligence Organization, 6297–6305. <https://doi.org/10.24963/ijcai.2024/696>
- Subbarao Kambhampati, Karthik Valmeekam, Lin Guan, Kaya Stechly, Mudrit Verma, Siddhant Bhambri, Lucas Saldy, and Anil Murthy. 2024. LLMs Can’t Plan, But Can Help Planning in LLM-Modulo Frameworks. *arXiv preprint arXiv:2402.01817* (2024).
- Omar Khattab, Arnab Singhvi, Paridhi Maheshwari, Zhiyuan Zhang, Keshav Santhanam, Sri Vardhamanan, Saiful Haq, Ashutosh Sharma, Thomas T. Joshi, Hanna Moazam, Heather Miller, Matei Zaharia, and Christopher Potts. 2024. DSPy: Compiling Declarative Language Model Calls into Self-Improving Pipelines. *The Twelfth International Conference on Learning Representations*.
- Evan Kiefl. 2024. Pooltool: A Python package for realistic billiards simulation. *Journal of Open Source Software* 9, 101 (2024), 7301. <https://doi.org/10.21105/joss.07301>
- In-Kyeong Kim and Elizabeth S Spelke. 1999. Perception and understanding of effects of gravity and inertia on object motion. *Developmental Science* 2, 3 (1999), 339–362.
- James R Kubricht, Keith J Holyoak, and Hongjing Lu. 2017. Intuitive physics: Current research and controversies. *Trends in cognitive sciences* 21, 10 (2017), 749–759.
- Tamera Lanhm, Anna Chen, Ansh Radhakrishnan, Benoit Steiner, Carson Denison, Danny Hernandez, Dustin Li, Esin Durmus, Evan Hubinger, Jackson Kernion, et al. 2023. Measuring faithfulness in chain-of-thought reasoning. *arXiv preprint arXiv:2307.13702* (2023).
- Robert K. Lindsay, Bruce G. Buchanan, Edward A. Feigenbaum, and Joshua Lederberg. 1993. DENDRAL: A case study of the first expert system for scientific hypothesis formation. *Artificial Intelligence* 61, 2 (1993), 209–261. [https://doi.org/10.1016/0004-3702\(93\)90068-M](https://doi.org/10.1016/0004-3702(93)90068-M)
- Ruibao Liu, Jason Wei, Shixiang Shane Gu, Te-Yen Wu, Soroush Vosoughi, Claire Cui, Denny Zhou, and Andrew M. Dai. 2022. Mind’s Eye: Grounded Language Model Reasoning through Simulation. *ArXiv abs/2210.05359* (2022). <https://api.semanticscholar.org/CorpusID:252815535>
- Ryan Louie, Ananjan Nandi, William Fang, Cheng Chang, Emma Brunskill, and Diyi Yang. 2024. Roleplay-doh: Enabling Domain-Experts to Create LLM-simulated Patients via Eliciting and Adhering to Principles. In *Conference on Empirical Methods in Natural Language Processing*. <https://api.semanticscholar.org/CorpusID:270869936>
- Pan Lu, Hritik Bansal, Tony Xia, Jiacheng Liu, Chunyuan Li, Hannaneh Hajishirzi, Hao Cheng, Kai-Wei Chang, Michel Galley, and Jianfeng Gao. 2024. MathVista: Evaluating Mathematical Reasoning of Foundation Models in Visual Contexts. In *The Twelfth International Conference on Learning Representations*.
- Scott M. Lundberg and Su-In Lee. 2017. A Unified Approach to Interpreting Model Predictions. In *Neural Information Processing Systems*. <https://api.semanticscholar.org/CorpusID:21889700>
- Haoyan Luo and Lucia Specia. 2024. From Understanding to Utilization: A Survey on Explainability for Large Language Models. *ArXiv abs/2401.12874* (2024). <https://api.semanticscholar.org/CorpusID:267095032>
- Bohan Lyu, Yadi Cao, Duncan Watson-Parris, Leon Bergen, Taylor Berg-Kirkpatrick, and Rose Yu. 2024. Adapting While Learning: Grounding LLMs for Scientific Problems with Intelligent Tool Usage Adaptation. *ArXiv abs/2411.00412* (2024). <https://api.semanticscholar.org/CorpusID:273798174>
- Matteo G. Mecattaf, Ben Slater, Marko Tevsić, Jonathan Prunty, Konstantinos Voudouris, and Lucy G. Cheke. 2024. A little less conversation, a little more action, please: Investigating the physical common-sense of LLMs in a 3D embodied environment. <https://api.semanticscholar.org/CorpusID:273695554>
- Sean Memery, Mirella Lapata, and Kartic Subr. 2024. SimLM: Can Language Models Infer Parameters of Physical Systems? *arXiv:2312.14215 [cs.CL]* <https://arxiv.org/abs/2312.14215>
- Luis S. Piloto, Ari Weinstein, Peter Battaglia, and Matthew Botvinick. 2022. Intuitive physics learning in a deep-learning model inspired by developmental psychology. *Nature human behaviour* 6, 9 (2022), 1257–1267.
- Giulia Polverini and Bor Gregorcic. 2024. How understanding large language models can inform the use of ChatGPT in physics education. *European Journal of Physics* 45, 2 (Jan. 2024), 025701. <https://doi.org/10.1088/1361-6404/ad1420>
- Prolific. 2025. Prolific. <https://prolific.com/> Accessed: 2025-01-10.
- Darrel Ryan (Ed.). 2017. *Expert Systems*. Nova Science, Hauppauge, NY.
- Shu Sang and William Cheung. 1994. Automating skills using a robot snooker player. <https://api.semanticscholar.org/CorpusID:62491524>
- Julio Silva-Rodriguez, Hadi Chakor, Riadh Kobbi, José Dolz, and Ismail Ben Ayed. 2023. A Foundation LLanguage-Image model of the Retina (FLAIR): Encoding expert knowledge in text supervision. *Medical image analysis* 99 (2023), 103357. <https://api.semanticscholar.org/CorpusID:260899927>
- Kevin Smith, Lingjie Mei, Shunyu Yao, Jiajun Wu, Elizabeth Spelke, Josh Tenenbaum, and Tomer Ullman. 2019. Modeling expectation violation in intuitive physics

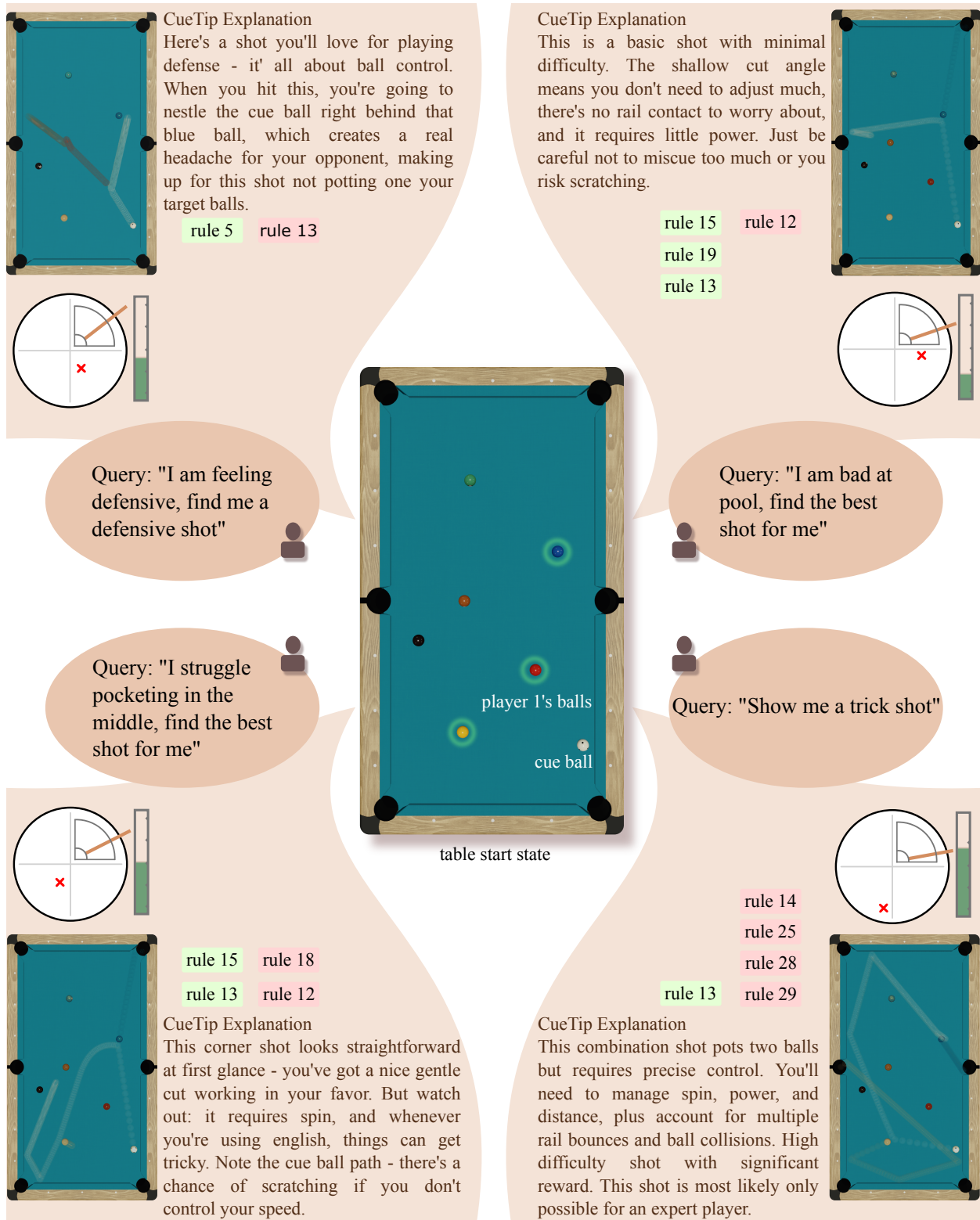


Fig. 5. The figure shows an initial state (center) where player 1 needs to choose a shot. The player interacts with CueTip prompting it with the state of the table and a query. Four example queries are shown in different quadrants. CueTip returns shot parameters (illustrated with a red 'x' for point of contact, a brown line for angle from vertical and a green bar on the right for power) and an explanation. Also shown are rules from the expert guidelines (detailed in Appendix A) and whether they apply positively (green) or negatively (red).

- with coarse probabilistic object representations. *Advances in neural information processing systems* 32 (2019).
- Michael Smith. 2007. PickPocket: A computer billiards shark. *Artif. Intell.* 171 (2007), 1069–1091. <https://api.semanticscholar.org/CorpusID:7180834>
- Elizabeth S Spelke, Karen Breinlinger, Janet Macomber, and Kristen Jacobson. 1992. Origins of knowledge. *Psychological review* 99, 4 (1992), 605.
- Mukund Sundararajan, Ankur Taly, and Qiqi Yan. 2017. Axiomatic Attribution for Deep Networks. In *International Conference on Machine Learning*. <https://api.semanticscholar.org/CorpusID:16747630>
- Emanuel Todorov, Tom Erez, and Yuval Tassa. 2012. MuJoCo: A physics engine for model-based control. In *2012 IEEE/RSJ International Conference on Intelligent Robots and Systems*. IEEE, 5026–5033. <https://doi.org/10.1109/IROS.2012.6386109>
- Kuei Gu Tung, Sheng Wen Wang, Wen-Kai Tai, Der-Lor Way, and Chinchun Chang. 2019. Toward Human-like Billiard AI Bot Based on Backward Induction and Machine Learning. *2019 IEEE Symposium Series on Computational Intelligence (SSCI)* (2019), 924–932. <https://api.semanticscholar.org/CorpusID:211243863>
- Miles Turpin, Julian Michael, Ethan Perez, and Samuel Bowman. 2024. Language models don't always say what they think: unfaithful explanations in chain-of-thought prompting. *Advances in Neural Information Processing Systems* 36 (2024).
- Karthik Valmeekam, Matthew Marquez, Sarath Sreedharan, and Subbarao Kambhampati. 2023. On the planning abilities of large language models-a critical investigation. *Advances in Neural Information Processing Systems* 36 (2023), 75993–76005.
- Konstantinos Voudouris, Niall Donnelly, Danaja Rutar, Ryan Burnell, John Burden, José Hernández-Orallo, and Lucy G Cheke. 2022. Evaluating object permanence in embodied agents using the animal-ai environment. <https://ceur-ws.org/Vol-3169/paper2.pdf> (2022).
- Guanzhi Wang, Yuqi Xie, Yunfan Jiang, Ajay Mandlekar, Chaowei Xiao, Yuke Zhu, Linxi (Jim) Fan, and Anima Anandkumar. 2023c. Voyager: An Open-Ended Embodied Agent with Large Language Models. *Trans. Mach. Learn. Res.* 2024 (2023). <https://api.semanticscholar.org/CorpusID:258887849>
- Xuezhi Wang, Jason Wei, Dale Schuurmans, Quoc Le, Ed Chi, Sharan Narang, Aakanksha Chowdhery, and Denny Zhou. 2023b. Self-Consistency Improves Chain of Thought Reasoning in Language Models. *arXiv:2203.11171 [cs.CL]* <https://arxiv.org/abs/2203.11171>
- Yi Ru Wang, Jiafei Duan, Dieter Fox, and Siddhartha Srinivasa. 2023a. NEWTON: Are Large Language Models Capable of Physical Reasoning? *arXiv:2310.07018 [cs.CL]* <https://arxiv.org/abs/2310.07018>
- Nicholas Watters, Daniel Zoran, Theophane Weber, Peter Battaglia, Razvan Pascanu, and Andrea Tacchetti. 2017. Visual interaction networks: Learning a physics simulator from video. *Advances in neural information processing systems* 30 (2017).
- Jason Wei, Xuezhi Wang, Dale Schuurmans, Maarten Bosma, Brian Ichter, Fei Xia, Ed Chi, Quoc Le, and Denny Zhou. 2023. Chain-of-Thought Prompting Elicits Reasoning in Large Language Models. *arXiv:2201.11903 [cs.CL]* <https://arxiv.org/abs/2201.11903>
- Jason Wei, Xuezhi Wang, Dale Schuurmans, Maarten Bosma, Fei Xia, Ed Chi, Quoc V Le, Denny Zhou, et al. 2022. Chain-of-thought prompting elicits reasoning in large language models. *Advances in neural information processing systems* 35 (2022), 24824–24837.
- Juri Yanase and Evangelos Triantaphyllou. 2019. A systematic survey of computer-aided diagnosis in medicine: Past and present developments. *Expert Syst. Appl.* 138 (2019). <https://api.semanticscholar.org/CorpusID:199019309>
- Will Yeadon, Alex Peach, and Craig Testrow. 2024. A comparison of human, GPT-3.5, and GPT-4 performance in a university-level coding course. *Scientific Reports* 14, 1 (Oct. 2024). <https://doi.org/10.1038/s41598-024-73634-y>
- Haiyan Zhao, Hanjie Chen, Fan Yang, Ninghao Liu, Huiqi Deng, Hengyi Cai, Shuaiqiang Wang, Dawei Yin, and Mengnan Du. 2023. Explainability for Large Language Models: A Survey. *arXiv:2309.01029 [cs.CL]* <https://arxiv.org/abs/2309.01029>

## A NATURAL LANGUAGE DESCRIPTION OF THE DOMAIN EXPERT RULES

We detail in the following the natural language descriptions  $R_i \in \mathcal{L}$  of the domain expert rules introduced in Section 2.2:

- (1) **Ball Groupings:** Identify sets of two or more balls of the same type in close proximity that can be easily pocketed in sequence. These groupings increase the value of the table state as they allow for multiple shots without significant cue ball movement.
- (2) **Makable Regions:** Assess areas on the table where balls can be pocketed without using kick or bank shots. Pay special attention to overlapping makable regions for multiple balls, as these areas offer the most versatility and shot options.
- (3) **Insurance Balls:** Locate balls that can be easily pocketed from almost anywhere on the table. These serve as valuable backup options when positioning goes awry or when faced with a difficult layout.
- (4) **Break-up Opportunities:** Evaluate clusters of balls that need separation. Shots that can break up these clusters while pocketing a ball or achieving good position are particularly valuable.
- (5) **Safety Opportunities:** Identify chances to play defensive shots that leave the opponent in a difficult position. Good safety opportunities can be as valuable as offensive shots in many situations.
- (6) **Two-way Shot Possibilities:** Look for shots that offer both offensive and defensive potential. These shots allow for pocketing a ball while also setting up a good defensive position if missed, providing strategic flexibility.
- (7) **Table Layout for Safeties:** Assess the overall layout for defensive play. A valuable table state often includes options for effective safety plays if offensive shots become too risky.
- (8) **Multiple-ball Positions:** Consider the arrangement of multiple balls that need to be pocketed in sequence. A valuable layout allows for natural progression from one ball to the next without difficult positional play.
- (9) **Avoidance Shots:** Recognize balls that should be avoided to maintain a favourable layout or to leave the opponent in a difficult position. The ability to navigate around these balls adds value to the current state.
- (10) **Combination and Bank Shot Opportunities:** While often more difficult, the presence of viable combination or bank shots can add value to a table state by providing additional options.
- (11) **Rail Proximity:** Consider the position of balls near rails. While sometimes challenging, balls near rails can offer unique offensive or defensive opportunities.
- (12) **Scratch Potential:** Evaluate the layout for potential scratches. A valuable table state minimizes the risk of scratch shots while maximizing scoring opportunities.
- (13) **Above all, prioritise shots that pot the most target balls.**
- (14) **Distance:** Shot difficulty increases with greater distances between the cue ball, object ball, and pocket. Longer shots require more precise aim and speed control.
- (15) **Cut Angle:** Larger cut angles are more challenging than straight or small angle shots. The margin for error decreases as the cut angle increases.
- (16) **Obstacle Balls:** The presence of other balls obstructing the path of the cue ball or object ball significantly increases shot difficulty. This may require more precise positioning or the use of advanced techniques.
- (17) **Rail Contact:** Shots requiring the cue ball to hit a rail first (like rail cut shots) are more complex due to the need to account for rail dynamics and potential throw effects.
- (18) **English Requirements:** Shots needing side spin (English) are more difficult to control and execute. The use of English introduces additional variables that affect both aim and cue ball behaviour after contact.
- (19) **Speed Control:** Shots requiring precise speed control, whether very fast or very slow, are more challenging. Speed affects pocket geometry, throw, and positioning for the next shot.
- (20) **Follow/Draw Needs:** Shots requiring significant follow or draw are more difficult than natural roll shots. These shots demand precise vertical axis control of the cue ball.

- (21) Rail Proximity: Balls very close to rails can be more difficult to hit cleanly and may require specialized techniques like rail cut shots or spin.
- (22) Scratch Potential: Positions with a high risk of scratching are more difficult to play safely and effectively.
- (23) Spin Shots: Difficulty increases with the amount of curve required. These shots demand precise control of both vertical and horizontal spin.
- (24) Frozen Ball Situations: Balls touching each other or touching a rail create unique challenges, often requiring precise speed and spin control.
- (25) Multiple Effects: Shots involving a combination of factors (e.g., cut angle, speed, and English) are particularly challenging due to the need to account for multiple variables simultaneously.
- (26) Throw Effects: Accounting for throw (both cut-induced and English-induced) adds complexity, especially on longer shots or those with significant cut angles.
- (27) Deflection and Cue Ball Curve: When using English, especially at higher speeds or with an elevated cue, accounting for cue ball deflection and curve increases shot difficulty.
- (28) Multi-ball Collision: It is exponentially difficult to pot a ball by colliding it with multiple balls.
- (29) Multi-cushion Collision: It is exponentially difficult to pot a ball by having it bounce off multiple cushions.

## B LANGUAGE MODEL PROMPTS & IMPLEMENTATION DETAILS

The following sections detail the prompts used to query the LM as part of the *recommender* (Section B.2) and the *explainer* (Section B.3), based on the template prompt detailed Section B.1.

For implementation purposes, we categorise the domain expert rules into value-related rules and difficulty-related rules. The value-related rules consists of the first 13 rules  $\{R_i, r_i | i = 1, 2, \dots, 13\} \subset \mathcal{R}$  and they refer to concepts that contribute to the value of a shot. The difficulty-related rules consist of the last 16 rules  $\{R_i, r_i | i = 14, 15, \dots, 29\} \subset \mathcal{R}$  and they refer to concepts that contribute to the difficulty of the shot. We will refer to them, respectively, as  $\mathcal{R}^v$  and  $\mathcal{R}^d$ .

### B.1 Template Prompt

We present a template prompt in Listing 1 with interlocutors highlighted in blue with framing, and variables highlighted in green. It corresponds mostly to the common template implemented by DSPy [Khattab et al. 2024] to reproduce (zero-shot) Chain-of-Thought prompting [Wei et al. 2022], as seen in the `{CoT_reasoning}` variable.

```

1  [SYSTEM: ]
2  Your input fields are:
3  {list_input_fields}
4
5  Your output fields are:
6  {CoT_reasoning}
7  {list_output_fields}
8
9  All interactions will be structured in the following
   way, with the appropriate values filled in.
10
11 [[ ## {input_field1.name} ## ]]
12 { {input_field1.name} }
13
14 ...
15
16 [[ ## {input_fieldN.name} ## ]]
17 { {input_fieldN.name} }
18
19
20 [[ ## completed ## ]]
21
22 In adhering to this structure, your objective is:
23 {task_description}
24
25 [USER: ]
26 [[ ## {input_field1.name} ## ]]
27 { {input_field1.value} }
28
29 ...
30
31 [[ ## {input_fieldN.name} ## ]]
32 { {input_fieldN.value} }
33
34 Respond with the corresponding output fields,
   starting with the field `[[ ## {CoT_reasoning} ##
   ]]\`, then `[[ ## {output_field1.name} ## ]]\`, then
   ..., then `[[ ## {output_fieldM.name} ## ]]\`, and
   then ending with the marker for `[[ ## completed
   ## ]]\`.

```

Listing 1. Template Prompt

## B.2 Recommender Prompts

Recall that the role of the recommender is to find  $N_r \in \mathbb{N}$  hypothetical shots such that  $\hat{\theta}_k$  that result in a train of events  $\hat{L}_k$ , produced by simulating  $f_e(\mathbf{x}, \hat{\theta}_k)$ , is similar to a desired/target train of events  $L_k$ , for each  $k = 1, 2, \dots, N_r$ . The recommender obtains the target/desired train of events by querying an out-of-the-box language model for potential sequence of events that are in touch with the user's query  $Q \in \mathcal{L}$  and the current context  $C \in \mathcal{L}$ , specifying a description of state and a list of ball IDs for the agent to target, as follows:  $s_k, d_k, L_k = \ell(Q, C)$  where  $s_k \in \{\text{offensive, defensive, none}\}$  and  $d_k \in \{\text{easy, medium, hard, none}\}$  are, respectively, the strategy and difficulty terms. The recommender leverages each train of events  $L_k$  to find shot parameters  $\hat{\theta}_k$  via minimization of  $d_L(L_k, \hat{L}_k) - \lambda(|\hat{L}_k| + \|\hat{\theta}_k\|)$  using simulated annealing, where  $d_L(L_k, \hat{L}_k)$  yields the longest common (ordered) subsequence of  $L_k$  and  $\hat{L}_k$  that necessarily begins with the first event in  $L_k$ . The output of the recommender is then a set of  $N_r$  shots  $\{\hat{\theta}_k, s_k, d_k\}$  resulting from different initialization.

Thus, the recommender prompts the LM with the task description detailed in Listing 2, and the following inputs:

- Balls information of the current state  $\mathbf{x} \in \mathcal{X}$ : the IDs and exact (x,y) coordinates of each ball currently on the table ;
- Target balls information of the current state  $\mathbf{x} \in \mathcal{X}$ : the IDs of the balls that must be pocketed to win, and of the ones that must be avoided ;
- Message  $Q \in \mathcal{L}$ : a message from a user to inform the decision-making process on what shots to suggest ;
- Number of shots  $N_r \in \mathbb{N}$ : the number of shots to return;

The list of outputs that it queries from the LM are as follows:

- Response: the strategy  $s_k \in \{\text{offensive, defensive, none}\}$ , the difficulty term  $d_k \in \{\text{easy, medium, hard, none}\}$ , and the train of events  $L_k \in \mathcal{L}$  for each shot to suggest to the user, for  $k = 1, 2, \dots, N_r$ .

```

1 You are tasked with suggesting shots to make in a
  game of pool/billiards. Based on the message you
  receive and the current state of the pool table,
  you must suggest shots to make that satisfy the
  users goal.
2
3 The IDs of the pockets are: left top (lt) at (0,2),
  right top (rt) at (1,2), left center (lc) at
  (0,1), right center (rc) at (1,1), left bottom
  (lb) at (0,0), right bottom (rb) at (1,0).
4
5 The description of a shot is created using the events
  that you wish to occur, using the notation:
  "BALL-BALL-X-Y" for a collision between two
  balls X and Y, "BALL-POCKET-X-Z" for a ball X
  falling into pocket Z, and "BALL-CUSHION-X" for
  a ball X colliding with a cushion (note there is
  no second argument needed). Output the events of
  each shot as a comma separated list, with each
  shot on a new numbered line, for example:
6 1. BALL-BALL-cue-blue,
  BALL-CUSHION-blue, BALL-POCKET-blue-lb
7 2. BALL-BALL-cue-red, BALL-BALL-red-blue,
  BALL-POCKET-red-rc
8 3. ...
9 N. BALL-CUSHION-cue, BALL-CUSHION-cue,
  BALL-BALL-cue-yellow, BALL-POCKET-yellow-lt
10
11 An example of the reasoning to perform:
12 ...

```

```

13 The blue ball is near the rc pocket, so we should aim
  for the rc pocket. But it looks like the red
  ball is between the cue ball and blue ball based
  on the following coordinates ... We'll need to
  bounce the cue ball off of a cushion ...
14 ...
15
16 and an example response:
17 ...
18 STRATEGY: offensive
19 DIFFICULTY: easy
20 SHOTS:
21 1. BALL-BALL-cue-blue, BALL-CUSHION-blue,
  BALL-POCKET-blue-rc
22 2. BALL-CUSHION-cue, BALL-BALL-cue-red,
  BALL-POCKET-red-rt
23 3. BALL-CUSHION-cue, BALL-CUSHION-cue,
  BALL-BALL-cue-red, BALL-POCKET-red-rt
24 ...
25 or
26 ...
27 STRATEGY: none
28 DIFFICULTY: medium
29 SHOTS:
30 1. BALL-BALL-cue-red, BALL-CUSHION-red,
  BALL-BALL-red-blue, BALL-POCKET-red-rt
31 2. BALL-BALL-cue-blue, BALL-CUSHION-blue,
  BALL-POCKET-blue-rb
32 3. BALL-CUSHION-cue, BALL-BALL-cue-yellow,
  BALL-POCKET-yellow-lt
33 ...
34
35 These are the rules that you MUST follow:
36 - Be creative in your choice of events
37 - Do not repeat shots
38 - DO NOT suggest a shot that fouls by
39   1) potting a ball that is not a target ball,
40   2) hitting a non-target ball first,
41   3) or by potting the cue ball.
42
43 Use the Reasoning field to briefly think of what
  makes a good pool shot, and why you are choosing
  the shot you choose.

```

Listing 2. Recommender Prompt - Task Description

## B.3 Explainer Prompt

The explainer prompts the LM with the task description detailed in Listing 3, and the following inputs:

- Shot parameters:  $\theta = (v, \alpha, \beta, a, b)$  ;
- Balls and Pockets board coordinates of the current state  $\mathbf{x} \in \mathcal{X}$ : the exact (x,y) coordinates of each ball and pocket on the table ;
- Events  $L \in \mathcal{L}$ : the events that occurred in the shot, and their positions ;
- Value rules description  $R_i^v \in \mathcal{L}$  and evaluations  $r_i^v(\mathbf{x}, \theta)$ : the rules and weights (as percentages) that contribute to the value of the shot, i.e. a high value means the shot is good for the reason stated in the rule, and a low value means the shot is bad for that reason ;
- Difficulty rules descriptions  $R_i^d \in \mathcal{L}$  and evaluations  $r_i^d(\mathbf{x}, \theta)$ : the rules and weights (as percentages) that contribute to the difficulty of the shot, i.e. a high difficulty means the shot is hard for the reason stated in the rule, and a low value means the shot is easy for that reason .

The list of outputs that it needs to return are as follows:

- Explanation: the explanation of the shot that takes into account both the value and difficulty of the shot and makes reference to the rules and weights that contribute to the value and difficulty of the shot.

```

1 You are tasked with explaining the pros and cons of a
  particular shot in a game of pool using the
  following information:
2 - The target balls, i.e. the balls that should be
  potted, are 'blue', 'red', and 'yellow', and not
  'green', 'black', or 'pink'
3 - The shot parameters are provided, and are
  defined as:
4   - V0: the initial velocity of the cue ball
5   - theta: The angle of inclination of the cue
      stick
6   - phi: The angle of rotation of the cue stick
7   - a: The x offset of the cue stick
8   - b: The y offset of the cue stick
9 - The exact (x,y) coordinates of each ball and
  pocket on the table
10 - The events that occurred in the shot, and their
  positions
11 - The value rules and weights
12 - The difficulty rules and weights
13
14 You must return an explanation of the pros and cons
  of the shot, that takes into account both the
  value and difficulty of the shot, with regard to
  the rules provided. You are also given how each
  rule applies to the current state and shot, as a
  statement:
15 - None
16 - Low
17 - Medium
18 - High
19 - Extremely high
20 Imagine you are explaining to a curious student who
  wants to learn more about the game of pool. Make
  it seem natural and conversational, while also
  thorough and full of detail, and be sure to not
  refer to numbers of the rules and weights, you
  must rewrite them into something more natural.
  Also, be sure to explain any pool specific words
  used. Above all, keep the explanation short and
  concise, no more than 10 lines.

```

Listing 3. Explainer Prompt - Task Description

## C FURTHER DETAILS ON RELEVANCE TO EXPERT RULES

Section 4.2.2 detailed an experiment to validate the reliability of the explanations provided by CueTip with results presented in Section 5.2.2. We present in Listings 4 and 5 the task descriptions employed in conjunction with the template prompt presented in Listing 1 for the contexts of, respectively, the experimental condition ‘With  $r_r$ ’ and the control condition ‘Without  $r_r$ ’.

```

1 You are tasked with providing estimations of the
  applicability of some value and difficulty rules
  to a particular shot in a game of pool, using
  the following information:
2 - The target balls, i.e. the balls that should be
  potted, are 'blue', 'red', and 'yellow'
3 - The shot parameters are provided, and are
  defined as:
4   - V0: the initial velocity of the cue ball
5   - theta: The angle of inclination of the cue
      stick
6   - phi: The angle of rotation of the cue stick
7   - a: The x offset of the cue stick
8   - b: The y offset of the cue stick
9 - The exact (x,y) coordinates of each ball and
  pocket on the table
10 - The events that occurred in the shot, and their
  positions
11 - The value rules and weights
12 - The difficulty rules and weights
13
14 You must return an estimate of the applicability of
  each of the value and difficulty rules.
15 The value and difficulty rules' weights are
  percentages that represent the extent to which a
  given rule applies to the current state and shot.
16 To convert a given rule's percentage weight X into a
  valid estimation of the applicability of the
  given rule to the current state and shot,
  proceed as follows:
17 - if  $0 \leq X < 12.5$ , then the given rule's
  applicability is very low ;
18 - if  $12.5 \leq X < 25$ , then the given rule's
  applicability is low ;
19 - if  $25 \leq X < 37.5$ , then the given rule's
  applicability is moderately low ;
20 - if  $37.5 \leq X < 62.5$ , then the given rule's
  applicability is moderate ;
21 - if  $62.5 \leq X < 75$ , then the given rule's
  applicability is moderately high ;
22 - if  $75 \leq X < 87.5$ , then the given rule's
  applicability is high ;
23 - if  $87.5 \leq X \leq 100$ , then the given rule's
  applicability is very high.

```

Listing 4. Relevance to Expert Rules Prompt - Task Description - With  $r_r$ 

```

1 You are tasked with providing estimations of the
  applicability of some value and difficulty rules
  to a particular shot in a game of pool, using
  the following information:
2 - The target balls, i.e. the balls that should be
  potted, are 'blue', 'red', and 'yellow'
3 - The shot parameters are provided, and are
  defined as:
4   - V0: the initial velocity of the cue ball
5   - theta: The angle of inclination of the cue
      stick
6   - phi: The angle of rotation of the cue stick
7   - a: The x offset of the cue stick
8   - b: The y offset of the cue stick
9 - The exact (x,y) coordinates of each ball and
  pocket on the table
10 - The events that occurred in the shot, and their
  positions
11 - The value rules
12 - The difficulty rules
13
14 You must return an estimate of the applicability of
  each of the value and difficulty rules.

```

Listing 5. Relevance to Expert Rules Prompt - Task Description - Without  $r_r$ 

The following inputs are provided to the LM:

- Shot parameters:  $\theta = (v, \alpha, \beta, a, b)$  ;
- Balls & Pockets board coordinates of the current state  $\mathbf{x} \in \mathcal{X}$ : the exact (x,y) coordinates of each ball and pocket on the table ;
- Events  $L \in \mathcal{L}$ : the events that occurred in the shot, and their positions ;
- Value rules description  $R_i^v \in \mathcal{L}$  and, only in the case of the experimental condition ‘With  $r_r$ ’, the evaluations  $r_i^v(\mathbf{x}, \theta)$ : the rules and weights (as percentages) that contribute to the value of the shot, i.e. a high value means the shot is good for the reason stated in the rule, and a low value means the shot is bad for that reason ;
- Difficulty rules descriptions  $R_i^d \in \mathcal{L}$  and, only in the case of the experimental condition ‘With  $r_r$ ’, evaluations  $r_i^d(\mathbf{x}, \theta)$ : the rules and weights (as percentages) that contribute to the difficulty of the shot, i.e. a high difficulty means the shot is hard for the reason stated in the rule, and a low value means the shot is easy for that reason .

The list of outputs that the LM is prompted to return consists of an  $m$ -vector of strings containing the corresponding Likert values on the Likert scale detailed in Section 4.2.2.

The discussion in Section 6 highlights that performance on the task scales positively with model size, as evidenced by decreasing Likert distance bars between model estimations and ground truth values in Figures 6, 8 and 10, respectively for model sizes small (3B), medium (8B), and large (70B). In order to guard against the confounder of prompt quality, we perform additional experiments with prompt optimization using DSPy [Khattab et al. 2024]’s ‘BootstrapFewShotwithRandomSearch’ (BFSwRS) with maximum number of few-shot examples  $n = 4$ . Results show statistically significant improvements only for the medium-sized model, as seen in Figures 7, 9, and 11, ordered in increasing model size.

## D DETAILS ABOUT TEASER FIGURE

We present in Listing 6 the user query that lead to the shot and explanations presented in Figure 1 of the main paper, along with clarification of the positive and negative rules.

```

1 **USER QUERY**
2
3 Pot a ball and leave the cue ball in a defensive
  position
4
5 **EXPLANATION**
6
7 This shot is good if you are feeling confident about
  your ball control and want to play defensively,
  though you will need to get your speed and spin
  just right. Fortunately, even if you miss
  potting the ball you are leaving the cue ball in
  a safe position, putting your opponent in a
  tough spot for their next shot.
8
9
10 **POSITIVE RULES**
11
12 5: Safety Opportunities: Identify chances to play
  defensive shots that leave the opponent in a
  difficult position. Good safety opportunities
  can be as valuable as offensive shots in many
  situations.
13
14 6: Two-way Shot Possibilities: Look for shots that
  offer both offensive and defensive potential.
  These shots allow for pocketing a ball while
  also setting up a good defensive position if
  missed, providing strategic flexibility.
15
16 13: Above all, prioritise shots that pot the most
  target balls.
17
18
19 **NEGATIVE RULES**
20
21 18: English Requirements: Shots needing sidespin
  (English) are more difficult to control and
  execute. The use of English introduces
  additional variables that affect both aim and
  cue ball behavior after contact.
22
23 19: Speed Control: Shots requiring precise speed
  control, whether very fast or very slow, are
  more challenging. Speed affects pocket geometry,
  throw, and positioning for the next shot.

```

Listing 6. Details about Teaser Figure

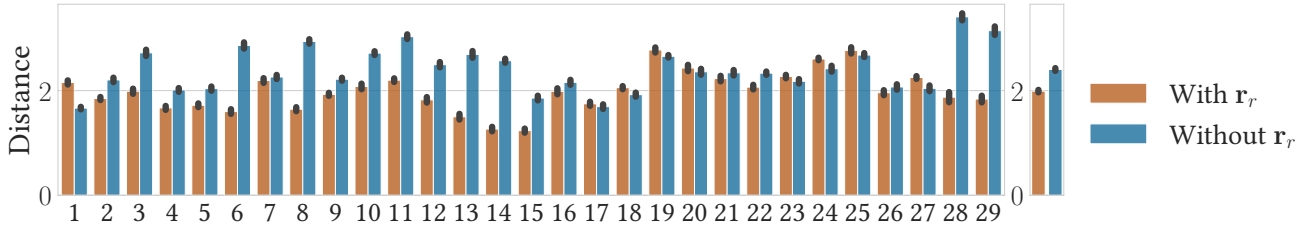


Fig. 6. **Left:** Distributions of Likert scale distances between ground truth and estimations from different methods for each domain expert rule (mean $\pm$ std. error); **Right:** Aggregated results over all domain expert rules (mean $\pm$ std. error); Results obtained using the language model *Llama-3.2-3B-Instruct* [AI@Meta 2024; HuggingFace 2025c].

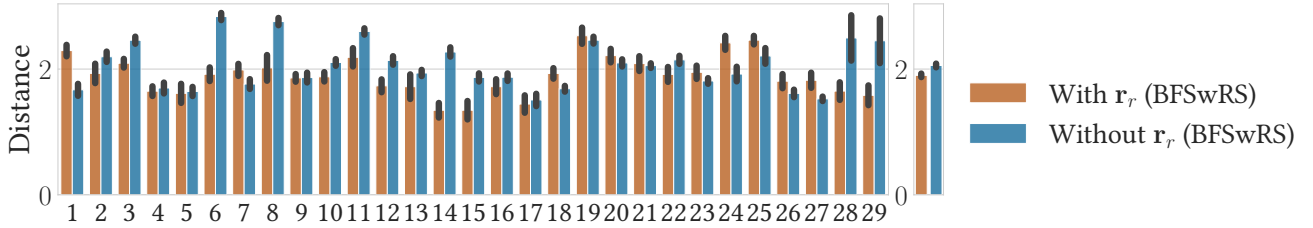


Fig. 7. **Left:** Distributions of Likert scale distances between ground truth and estimations from different methods for each domain expert rule (mean $\pm$ std. error); **Right:** Aggregated results over all domain expert rules (mean $\pm$ std. error); Results obtained using the language model *Llama-3.2-3B-Instruct* [AI@Meta 2024; HuggingFace 2025c], after prompt optimisation using DSPy [Khattab et al. 2024]'s 'BootstrapFewShotwithRandomSearch' (BFSwRS) with maximum number of few-shot examples  $n = 4$ .

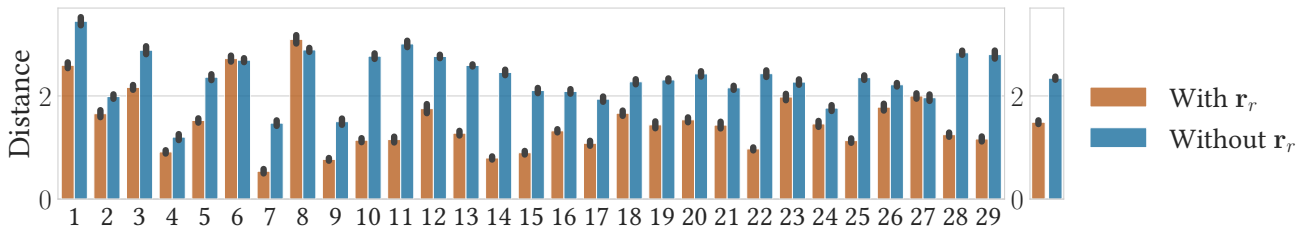


Fig. 8. **Left:** Distributions of Likert scale distances between ground truth and estimations from different methods for each domain expert rule (mean $\pm$ std. error); **Right:** Aggregated results over all domain expert rules (mean $\pm$ std. error); Results obtained using the language model *Llama-3.1-8B-Instruct* [AI@Meta 2024; HuggingFace 2025b].

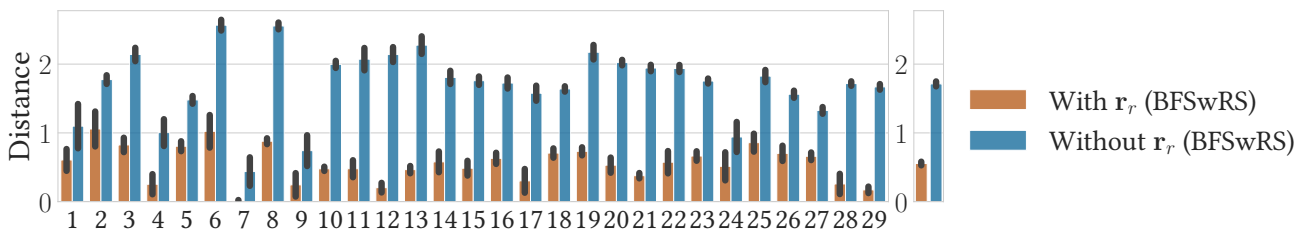


Fig. 9. **Left:** Distributions of Likert scale distances between ground truth and estimations from different methods for each domain expert rule (mean $\pm$ std. error); **Right:** Aggregated results over all domain expert rules (mean $\pm$ std. error); Results obtained using the language model *Llama-3.1-8B-Instruct* [AI@Meta 2024; HuggingFace 2025b], after prompt optimisation using DSPy [Khattab et al. 2024]'s 'BootstrapFewShotwithRandomSearch' (BFSwRS) with maximum number of few-shot examples  $n = 4$ .

## E USER STUDY

Figures 12 and 13 shows, respectively, the landing page of the user study of Section 4.2.3, and an example of a prompt to user with an explanation of a shot and its related GIF visualisation.

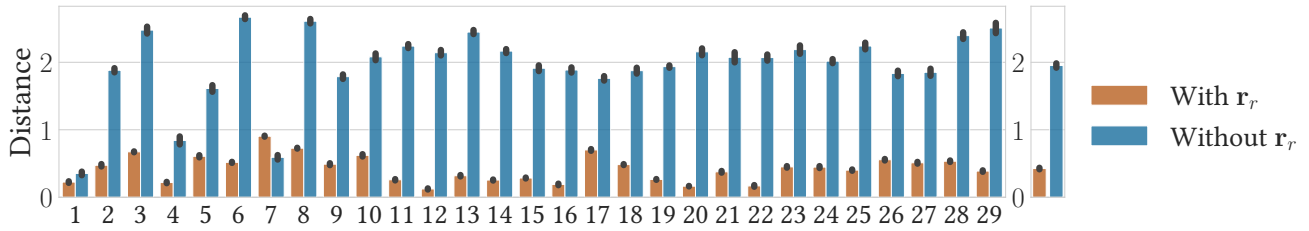


Fig. 10. **Left:** Distributions of Likert scale distances between ground truth and estimations from different methods for each domain expert rule (mean $\pm$ std. error); **Right:** Aggregated results over all domain expert rules (mean $\pm$ std. error); Results obtained using the language model *Llama-3.1-70B-Instruct* [AI@Meta 2024; HuggingFace 2025a].

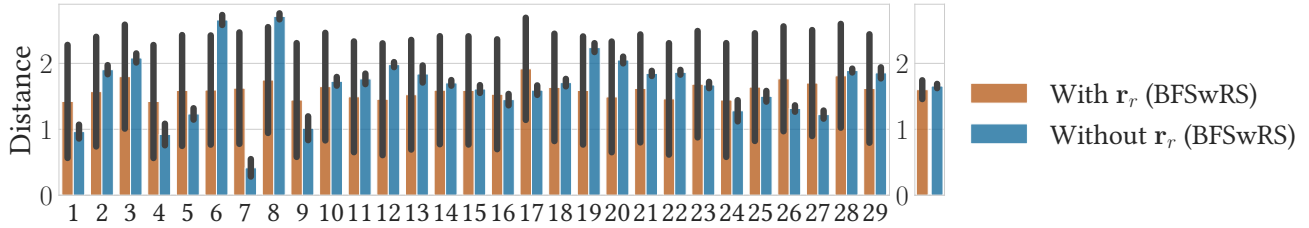


Fig. 11. **Left:** Distributions of Likert scale distances between ground truth and estimations from different methods for each domain expert rule (mean $\pm$ std. error); **Right:** Aggregated results over all domain expert rules (mean $\pm$ std. error); Results obtained using the language model *Llama-3.1-70B-Instruct* [AI@Meta 2024; HuggingFace 2025a], after prompt optimisation using DSPy [Khattab et al. 2024]'s 'BootstrapFewShotwithRandomSearch' (BFSwRS) with maximum number of few-shot examples  $n = 4$ .

## Welcome to the Pool Shot Evaluation Study

In pool, the objective is to score points by knocking your target balls into the table's pockets. Each player has three balls to pot, in this case these are the **red**, **blue**, and **yellow** balls.


You will be shown 20 explanations of shots made in random states of the game. For each explanation, you'll be asked to rate its quality on a scale of 1-7.

1 means the explanation is very poor, and 7 means the explanation is excellent.

You will need to wait 10 seconds before rating each explanation to ensure you have time to fully consider it.

**Press any key to begin.**

Fig. 12. Landing page of the user study from Section 4.2.3.



This shot has its pros and cons, on the plus side it avoids scratches and targets multiple balls, but on the downside it doesn't set us up well for future shots and requires navigating some tricky obstacles, making it a bit of a gamble. In pool, a "scratch" refers to when the cue ball goes into a pocket, resulting in a penalty, so avoiding this is always beneficial.

Please wait 10 seconds...

1

2

3

4

5

6

7

Rate the quality of this explanation (1 = very poor, 7 = excellent) ?

Fig. 13. Example of prompt to user of the user study from Section 4.2.3.