
APPLICATION

acoupi: An Open-Source Python Framework for Deploying Bioacoustic AI Models on Edge Devices

Aude Vuillomenet^{1,2*} | Santiago Martínez Balvanera^{2*} |
Oisín Mac Aodha³ | Kate E. Jones² | Duncan Wilson¹

¹The Bartlett Centre for Advanced Spatial Analysis, Faculty of the Built Environment, University College London, London, W1T 4TJ, United Kingdom

²Centre for Biodiversity and Environment Research, Department of Genetics, Evolution and Environment, University College London, London, WC1E 6BT, United Kingdom

³School of Informatics, University of Edinburgh, Edinburgh, United Kingdom

Correspondence

Aude Vuillomenet
Email: aude.vuillomenet.18@ucl.ac.uk

Funding information

EPSRC, Grant/Award Number: EP/R513143/1 and EP/T517793/1; CONACYT, Grant/Award Number 2020-000017-02EXTF-00334

Abstract

1. Passive acoustic monitoring (PAM) coupled with artificial intelligence (AI) is becoming an essential tool for biodiversity monitoring. Traditional PAM systems require manual data offloading and impose substantial demands on data storage and computing infrastructure. The combination of on-device AI-based processing and network connectivity enables to analyse data locally and transmit only relevant information, greatly reducing the volume of data requiring storage. However, programming these devices for robust operation is challenging, requiring expertise in embedded systems and software engineering. Despite the increase in AI-based models for bioacoustics, their full potential remains unrealized without accessible tools to deploy them on custom hardware and tailor device behaviour to specific monitoring goals.
2. To address this challenge, we develop `acoupi`, an open-source Python framework that simplifies the creation and deployment of smart bioacoustic devices. `acoupi` integrates audio recording, AI-based data processing, data management, and real-time wireless messaging into a unified and configurable framework. By modularising

* Equally contributing authors.

key elements of the bioacoustic monitoring workflow, `acoupi` allows users to easily customise, extend, or select specific components to fit their unique monitoring needs.

3. We demonstrate the flexibility of `acoupi` by integrating two bioacoustic classifiers: BirdNET, for the classification of bird species, and BatDetect2, for the classification of UK bat species. We test the reliability of `acoupi` over a month-long deployment of two `acoupi`-powered devices in a UK urban park.
4. `acoupi` can be deployed on low-cost hardware such as the Raspberry Pi and can be customised for various applications. `acoupi` standardised framework and simplified tools facilitate the adoption of AI-powered PAM systems for researchers and conservationists. `acoupi` is on GitHub at <https://github.com/acoupi/acoupi>.

KEYWORDS

artificial intelligence, biodiversity monitoring, edge computing, passive acoustic monitoring, Raspberry Pi, software

1 | INTRODUCTION

With the pressing need for biodiversity conservation, recovery, and management (IPBES, 2019), it is essential to develop techniques to scale efforts efficiently (Besson et al., 2022). The Kunming-Montreal Global Biodiversity Framework at the 2022 Convention on Biological Diversity Conference (COP15) instituted governments to conserve, manage, and recover natural ecosystems with the goal of protecting 30% of global land and oceans by 2030 (Assembly, 2015; CBD, 2022). This created incentives and obligations to monitor, measure, and track the state of biodiversity, accentuating the need for scalable, affordable, and accessible tools that provide accurate, comprehensive, and transparent biodiversity observation data (Stephenson et al., 2022).

Passive acoustic monitoring (PAM) has emerged as a key approach for conducting biodiversity assessments and generating broader ecosystem analyses (Browning et al., 2017; Gibb et al., 2019), while simultaneously providing tools to advance fundamental ecological understanding and conservation science (Ross et al., 2023). The decreasing cost and miniaturisation of audio recording devices, such as the open-source AudioMoth (Hill et al., 2019), have significantly expanded the capacity for deploying extensive acoustic monitoring networks (Sethi et al., 2020). Moreover, the development of AI techniques, including machine learning (ML) and deep learning (DL), to automate the detection and classification of key acoustic signals (Kahl et al., 2021; Mac Aodha et al., 2022) enables researchers to obtain insights at the community and species level from diverse data sets (Sethi et al., 2024). This has facilitated long-term acoustic studies across scales, from local to continental (Roe et al., 2021), and in diverse environments, from urban (Fairbrass et al., 2019) to remote and challenging locations (Ross et al., 2023), encompassing terrestrial (Sugai et al.,

2019) and marine species (Mooney et al., 2020).

The deployment of PAM systems, however, requires significant human intervention. Frequent site visits are necessary to ensure the correct operation of devices, retrieve audio data, replace storage media, and service batteries (Browning et al., 2017). Although stand-alone devices like the AudioMoth (Hill et al., 2019) and Solo (Whytock and Christie, 2017) offer configurable recording schedule to adjust sampling effort and optimise resource consumption, monthly visits remain common (Karlsson et al., 2021). This creates logistical challenges when maintaining PAM systems, more so in fragmented, large, or remote areas. Furthermore, manual retrieval of SD cards and their transport to a central location for analysis (Roe et al., 2021; Karlsson et al., 2021) introduce risks of data loss and corruption (Fig. 1A). The inherent physical and spatial separation between data collection and processing introduces significant delays in inferring ecological insights and hampers the timely detection of time-sensitive events, such as illegal hunting activity.

Modern networking technologies can significantly accelerate data transfer from field deployments. The combination of cellular, Wi-Fi, or Long-Range Wide-Area Network (LoRaWAN) communication with continuous power sources like solar panels allows longer deployments without intervention (Callebaut et al., 2021). Examples include large-scale wildlife monitoring with cellular networks in Borneo (Sethi et al., 2020) and Norway (Bick et al., 2024), and Wi-Fi network to monitor dolphins in the Mediterranean (Brunoldi et al., 2016). However, transferring large audio files, particularly high sample-rate recordings of ultrasonic vocalisations of bats (Jones and Holderied, 2007) or rats (Coffey et al., 2019), can be challenging due to fluctuating cellular data speeds in areas with suboptimal coverage or the inherent bandwidth limitations of LoRaWAN (Adelantado et al., 2017). Critically, storing and processing the transferred recordings is challenging, as large-scale deployments can generate tens of millions of hours of audio, resulting in significant storage and management costs (Sethi et al., 2018; Roe et al., 2021). Post-deployment processing with AI-based models requires specialised infrastructure and substantial computing power (Sethi et al., 2020; Stowell, 2022), potentially limiting the accessibility of acoustic monitoring for teams lacking the resources or expertise.

Edge computing (Hua et al., 2023), which involves executing AI-based models on the data-collection devices, offers a promising solution to the challenges of post-deployment processing. This approach reduces computational burdens on centralised infrastructure and enhances system responsiveness (Baucas and Spachos, 2020). Early examples include monitoring bats (Zuakernan et al., 2021; Gallacher et al., 2021), birds (McGuire, 2023; Disabato et al., 2021), wolves (Stähli et al., 2022), as well as urban noise levels (Baucas and Spachos, 2024) and beehive health (Chen et al., 2024). The hardware used in these projects fall broadly into two categories; microcontrollers units (MCUs) and single-board computers (SBCs). MCUs are power efficient but have limited compute, restricting the complexity of embeddable AI-based models (Disabato et al., 2021), and require proficiency in low-level programming languages to customise. In contrast, SBCs such as the beginner-friendly and popular Raspberry Pi (RPI) are versatile (Jolles, 2021) and support various peripherals and sensors. Additionally, they allow the use of high-level programming languages like Python, a tool increasingly common in ecological research (Ulloa et al., 2021; Lapp et al., 2023; Martínez Balvanera et al., 2024). The BirdNET-Pi project (McGuire, 2023) illustrates the popularity of setting up RPi-based stations for real-time bird monitoring using the DL model, BirdNET (Kahl et al., 2021). However, existing edge computing solutions for biodiversity monitoring often use a rigid software architecture that is tightly coupled to specific hardware and selected AI-based model, limiting adaptability. Developing software to coordinate concurrent recording, processing, and transmission of data presents a technical challenge. Despite the increasing development of AI-based techniques in bioacoustics (Höchst et al., 2022), their potential for biodiversity monitoring remains underused without accessible tools for embedding these models within edge devices while meeting specific project requirements (Napier et al., 2024).

Here, we develop `acoupi`, an open-source Python framework that simplifies the creation, configuration, and de-

ployment of devices with on-device processing and network connectivity. Built with a modular approach, *acoupi* enables users to configure the entire bioacoustic workflow, from audio data collection and on-device AI processing to data management and wireless transfer (Fig. 1B). Key features include simplified integration of custom AI-based models, fine-tuning of device behaviour through configuration settings, and reliable deployment on a range of compatible Linux-based SBC devices (Fig. 1C). To demonstrate *acoupi* capabilities, we integrate two bioacoustic DL classifiers: BirdNET (Kahl et al., 2021) for avian species and BatDetect2 (Mac Aodha et al., 2022) for UK bat species, and evaluate their performance following a month deployment. Finally, we discuss the main limitations and highlight key considerations for the effective use of *acoupi*.

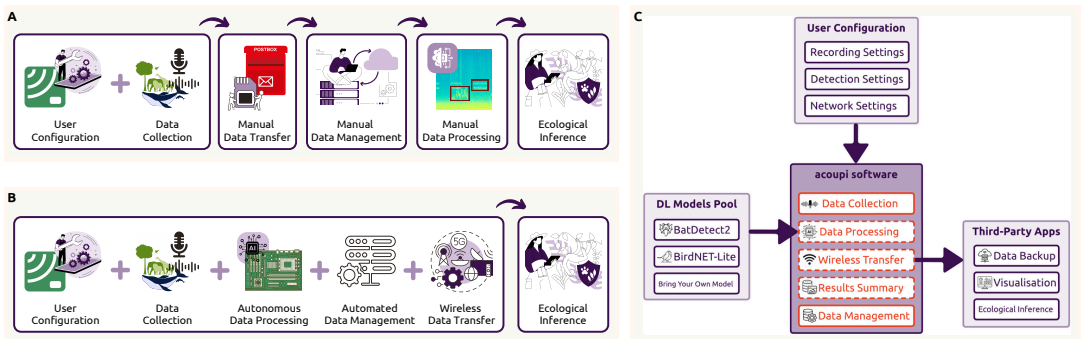


FIGURE 1 Overview of *acoupi* (A) Traditional PAM workflows consist of fragmented steps requiring frequent intervention, limiting scalability. These steps include device deployment, data retrieval and transfer to a central location, data management, data analysis to extract acoustic events, and finally, ecological inference. (B) *acoupi* integrates this workflow into a single device that supports on-board AI-based processing and wireless data transfer, reducing interventions and accelerating data turnaround. (C) *acoupi* adopts a plug-and-play approach, allowing users to configure workflows to their needs. Users can specify configuration parameters, select an AI-based model, and set up wireless network endpoints for integration with third-party applications. *acoupi* coordinates essential tasks (orange) like data collection and management, as well as optional modules (dotted) for data processing, transfer and reporting.

2 | SOFTWARE OVERVIEW

The *acoupi* software is structured in two main parts: a *framework* that provides tools for building programmes and an *application* that manages the configuration and execution of these programmes on edge devices. Central to *acoupi* is the concept of a “programme”, defined as a collection of tasks executed by the device. Each task represents an independent unit of work, for example data collection, processing, management, or transfer, which together define the behaviour of the bioacoustic sensor (Fig. 2). The *framework* provides a flexible yet structured and standardised approach for defining programmes. The *application* ensures the harmonious and fault-tolerant execution of a programme. Moreover, it allows users to customise programmes parameters via a simple command-line interface (CLI), facilitating a “no-code” approach.

2.1 | `acoupi` Framework

The `acoupi` framework is designed to simplify the creation of customised programmes. While customisability is a primary objective, a key secondary goal is programme standardisation. This is achieved by enforcing that programme inputs, behaviours, and outputs are consistent across all programmes. This standardisation offers several advantages: it guarantees compatibility of user customisations within the framework, facilitates collaborations and sharing among users, and eases integration with other devices and third-party services. Standardisation also establishes a common language for understanding and discussing programme design. To achieve these objectives, the `acoupi` framework provides a suite of tools organised into four layers of increasing flexibility. This section introduces each layer, highlighting their role in programme creation and customisation.

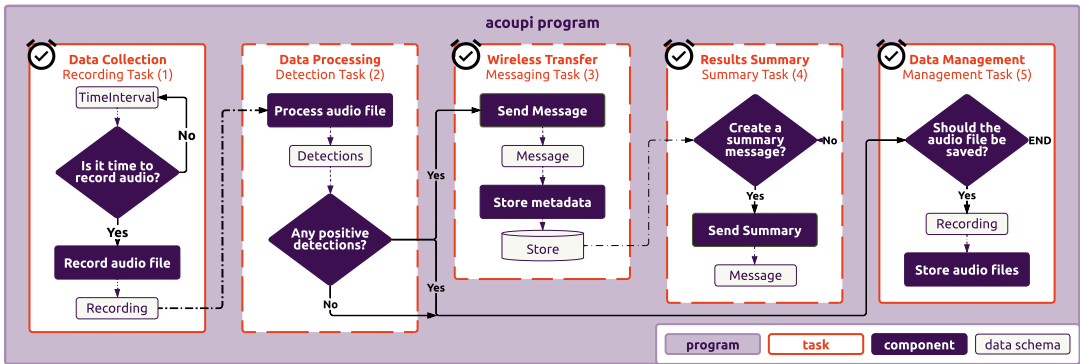


FIGURE 2 Example of a simplified `acoupi` programme. This programme (mauve) implements five tasks: (1) recording, (2) detection, (3) messaging, (4) summary, and (5) management. Each task (orange) follows a standardised workflow of individual components (dark purple), involving actions (rectangles) and decisions (rhombuses). Tasks can be scheduled to occur at regular time intervals (indicated by a clock), or triggered by other tasks (without a clock). Users can exchange components to modify device behaviour, customising how actions are performed and decisions are made without altering the overall workflow. Component behaviour can be fine-tuned through user-provided configuration parameters. Standardised data objects (light grey) flow between components, ensuring consistency across the workflow.

The **programme** layer provides *programme templates* that require minimal modification to create fully functional programmes. Each template consists of a set of operations that can be extended or adapted (Fig. 2). For example, the *BasicProgram* template includes the minimum operations for a valid `acoupi` programme, corresponding to recording and saving of audio files. In contrast, the *DetectionProgram* template offers the full set of `acoupi` features, providing tasks to record audio, process recordings using an AI-based model, transfer results wirelessly to a remote server, manage the saving and deletion of audio files and metadata, and create periodic summaries of the system.

The **tasks** layer provides additional control to the pre-defined programme templates. In `acoupi`, a task can be any user-defined Python function, yet to facilitate standardisation and streamline development, the framework offers six *task templates* covering common operations. These include: (1) *recording* to collect audio data following a user-defined schedule, (2) *detection* to process captured recordings, (3) *messaging* to transmit detections to a remote server, (4) *summary* to generate periodic analytical reports, (5) *management* to organise data storage and handle audio files, and (6) *heartbeat* to monitor system health. Tasks can either be scheduled, for example, to record audio at regular intervals or triggered by other tasks, such as using a DL model to process a recording file as soon as a recording finishes. The

tasks built with these templates follow a standardised sequence of actions and decisions, which are implemented by the user-provided components (Fig. 2).

The **components** are reusable and perform one specific operation based on the configuration input of an *acoupi* programme. All components adhere to a set of definitions, called component types, which specify the functionality of a component, its inputs, and outputs. For instance, the *Storage* component provides users with the ability to interact with a local database to store metadata of captured recordings, or to store the detections and classifications outputs after a recording has been processed. Furthermore, the *RecordingSavingFilter* component allows audio files to be saved based on criteria such as recording time, detection confidence score or specific classification tags.

The **data schema** layer defines a set of “data objects” made of specific data types (e.g., string, float, path). These data objects standardise data exchange between components. They are packets of information that are generated during the execution of a programme. Examples of data objects are *Recording*, *Detection*, and *Message*. These objects help to ensure consistency and compatibility throughout the programme flow.

A comprehensive overview of the programmes, tasks, components and data schemas, along with step-by-step instructions for modifying and creating new programmes, can be found in the documentation under the “How-To Guides: Create a custom programme”.

2.2 | *acoupi* Application

The *acoupi* application enables the execution of a pre-built programme on a chosen edge device (Fig. 3). The application provides a command-line interface (CLI) with simple commands to manage and deploy programmes. The command “*acoupi setup*” guides users through a configuration wizard, allowing them to select a programme and configure its parameters. The validity of the configurations can be checked and modified using the command “*acoupi config*”. Once a programme is configured, users can initiate deployment with the command “*acoupi deployment start*”. The application performs pre-deployment health checks to verify the programme configuration and system setup, identifying potential issues such as connectivity problems or microphone malfunctions. Finally, the command “*acoupi deployment stop*” shuts down the system and records the start and end times of a deployment.

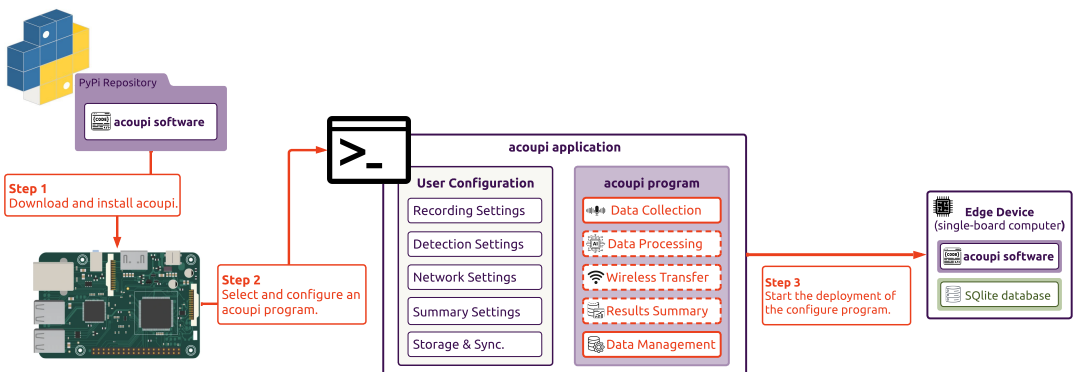


FIGURE 3 Overview of the steps to install, configure, and start an *acoupi* application.. Step (1) downloads and installs the *acoupi* software from the PyPI repository on a single-board computer. In step (2), users select and input the configuration parameters of an *acoupi* programme via a command-line interface. The configuration parameters define how the recording, processing, messaging, summary, and management tasks are executed. In step (3), users start a deployment running the configured *acoupi* programme.

The `acoupi` application ensures the timely execution of programme tasks. Maintaining reliable operation on edge devices can be difficult due to computational resource limitations, network instability, and power fluctuations. To address this, `acoupi` leverages Celery (Solem et al., 2025), a robust and widely-used task management tool. Celery helps coordinate and schedule tasks, automatically retries failed tasks, and runs multiple tasks simultaneously whenever possible. Furthermore, `acoupi` incorporates mechanisms for automatic recovery after power failures. A comprehensive log of device activities is maintained aiding in identifying failures and preventing data loss.

To optimise storage usage during deployments, `acoupi` does not store recordings by default. Instead, recordings are temporarily held in the working memory for processing. Depending on the programme's logic and configuration, recordings may be selectively saved, such as when an AI-based model identifies vocalisations of target species. Both the chosen programme and its configurations are stored, facilitating the reproducibility of deployments by sharing configuration files. Additionally, `acoupi` stores lightweight SQLite databases containing essential recording metadata and automated detections. This design helps mitigate the risk of premature termination of the deployment due to storage depletion while maintaining crucial metadata for subsequent analysis and reproducibility.

2.3 | Requirements

To run `acoupi`, a single-board computer (SBC) running a Linux operating system (OS) is required. `acoupi` has been extensively tested on a Raspberry Pi 4 Model B running the 64-bit RPi OS; however, devices with similar specifications should be compatible. RPi boards are recommended for new users due to their beginner-friendliness and extensive documentation (Jolles, 2021).

In addition to a SBC, a microphone and a microSD card are required. The microphone should be selected according to the desired sampling rate, which depends on the target species' vocalisation frequencies. To ensure adequate capture, the sampling rate should be greater than twice the highest frequency of the target vocalisation. A microSD card with a minimum capacity of 32GB is recommended. Users should select a larger capacity microSD card or consider an external hard drive, based on the volume of audio files they wish to archive for offline analysis post-deployment.

A detailed step-by-step installation is available at [acoupi.github.io/acoupi/#installation](https://github.com/acoupi/acoupi/#installation).

3 | PRE-BUILT PROGRAMMES

We develop two ready-to-use programmes: `acoupi_birdnet` and `acoupi_batdetect2`. These programmes offer out-of-the-box functionality that can be customised through configuration adjustments without requiring any coding. Both programmes are built upon the `DetectionTemplate` described in the previous section and thus inherit a common structure while incorporating distinct AI-based models and default configurations.

These programmes leverage two established DL models for the acoustic detection of birds and bats. `acoupi_birdnet` employs the BirdNET model version 2.4 (Kahl et al., 2021), capable of detecting approximately 6,400 bird species globally, along with other relevant acoustic events such as frog calls, domestic animals, fireworks, and engine noise. `acoupi_batdetect2` utilises the BatDetect2 model (Mac Aodha et al., 2022), designed to detect echolocation calls from 17 bat species commonly found in the UK. BirdNET and BatDetect2 models were trained using recordings made at 48kHz and 256kHz, respectively, thus using the same or similar sampling rate when using these models is recommended for better performance. These models showed good performance within the scope of their original evaluations (Pérez-Granados, 2023). As with all DL models, there is the potential for misidentification or missed detections, particularly in environments dissimilar to their training data (van Merriënboer et al., 2024). Thorough evaluation of

model performance within the specific deployment context is strongly recommended (Wood et al., 2024).

Both *acoupi_birdnet* and *acoupi_batdetect2* feature automated and scheduled recording, processing with their respective DL models, and transmission of detections to a remote server. *acoupi_birdnet* captures nine seconds every ten seconds between 03:00 and 23:00, while *acoupi_batdetect2* records three seconds of audio at the same frequency between 19:00 and 07:00. Detections exceeding a predefined confidence threshold are transmitted to a remote server every 30 seconds. A heartbeat signal is transmitted every 30 minutes to monitor device health, regardless of recording activity or detection events. The programmes allow for optional storage of recordings with confident detections, facilitating post-deployment validation. Crucially, all operational parameters, including recording schedules, durations, frequencies, and messaging intervals, are fully configurable. It is essential to carefully consider the monitoring goals and adjust these settings accordingly (Teixeira et al., 2024).

4 | SOFTWARE TESTING

To test the reliability of *acoupi*, we configured and deployed both the *acoupi_birdnet* and *acoupi_batdetect2* programmes on two separate RPi 4B devices. The RPis were deployed in the People and Nature Garden Lab on the roof of UCL One Pool Street building within the Queen Elizabeth Olympic Park in London, UK (51° 32' 18.8" N, 0° 0' 32.36" W). This location was selected for initial software testing due to convenient access to power and Wi-Fi network, acknowledging that such conditions may not fully represent the challenges of field deployments. Most of the configuration parameters for the *acoupi_birdnet* and *acoupi_batdetect2* programmes followed the default configuration (Appendix A.2). The devices were deployed for 30 days between October and November 2024.

Programme	# Recordings	Processing Failures		Messages Sent	
		Count	% Total	Count	% Total
<i>acoupi_birdnet</i>	129,939	4	0.003%	8716	100%
<i>acoupi_batdetect2</i>	65,711	1,203	1.83%	868	100%

TABLE 1 Deployment metrics of *acoupi_birdnet* and *acoupi_batdetect2*. Key metrics from a month deployment, including the total number of recordings, the count (and percentage) of unprocessed recordings, and the count (and percentage) of messages successfully sent to the remote server.

To evaluate the reliability of the software, we examined key metrics, including recording consistency, processing success, and message delivery (Table 1). Both programmes successfully recorded at every scheduled interval; however, minor imprecisions in the scheduler resulted in an average recording frequency of approximately 10.005 seconds (Appendix A.3). Most of the recordings were successfully processed by the integrated DL models. The *acoupi_birdnet* processed all but four recordings, while the *acoupi_batdetect2* exhibited a slightly higher failure rate, with 1.83% of recordings not being processed. Both programmes reliably delivered all generated messages, indicating stable message delivery under good network conditions. Despite these positive results, both deployments encountered premature termination. The device running *acoupi_birdnet* was likely dislodged by strong winds, resulting in power loss. The *acoupi_batdetect2* programme encountered a software issue that accounted for the 1,203 unprocessed recordings. This issue has since been resolved. For a summary of the detections made by the two *acoupi* programmes, see Appendix A.4.

5 | LIMITATIONS AND FUTURE DIRECTIONS

The present work showed how `acoupi` can be used to embed two bioacoustic DL models, BirdNET and BatDetect2. Although BirdNET covers a wide range of avian species (Kahl et al., 2021), and BatDetect2 targets all bat species found in the UK (Mac Aodha et al., 2022), it will be necessary to integrate additional AI-based models to accommodate a greater diversity of species and applications. Future updates could include any other AI-based models, such as the animal detection toolbox, Tadarida (Bas et al., 2017) and the frog detector, RIBBIT (Lapp et al., 2021). However, model integration requires considering their size and complexity, as these factors affect processing speed and power consumption on edge devices (Desislavov et al., 2023). If processing times exceed the recording interval, processing backlogs and system overloads can occur. Optimisation techniques like quantisation (Krishnamoorthi, 2018; Novac et al., 2021), pruning (Hoefler et al., 2021), and knowledge distillation (Gou et al., 2021) can reduce computational demands, but must be applied carefully to balance model compression and accuracy (Desislavov et al., 2023). As models optimised for edge processing emerge (Disabato et al., 2021; Zualkernan et al., 2021; Höchst et al., 2022; Ghani et al., 2023), `acoupi` will provide a platform for their integration, making these advances accessible to the community.

In its month-long deployment at the People and Nature Lab in London, UK, `acoupi` successfully captured all scheduled recordings, sent all detection messages, and processed the majority of recordings using the embedded DL models. Nevertheless, the premature termination of both deployments underscores the need for more extensive field testing. While `acoupi` leverages established software tools to ensure reliable operation, empirical evaluations under varying network connectivity and power availability remain essential. Additionally, although `acoupi` is designed to operate on any Linux-compatible SBC, further testing on various SBCs would provide valuable insight into its compatibility and performance across different hardware platforms. Future `acoupi` development will focus on addressing these challenges through iterative improvements informed by field tests. The codebase includes automated tests to facilitate modifications as well as a system to distribute updates remotely, thus supporting the long-term maintenance and adaptability of the `acoupi` software.

In its first version, `acoupi` is limited to audio recordings as its primary data collection method and relies on Wi-Fi for communication. However, RPi-type boards support additional sensors and alternative connectivity such as cellular networks and LoRaWAN (Jolles, 2021). One promising extension is the integration of multichannel audio recorders (Heath et al., 2024), allowing on-board localisation algorithms to estimate the position of vocalising animals, a critical step for improving population density estimates (Rhinehart et al., 2020). Furthermore, additional sensors to capture abiotic data, such as rainfall, wind speed, luminosity, temperature, and humidity, could provide an environmental context for ecological analyses, as these factors influence sound transmission and species detectability (Ross et al., 2021; Metcalf et al., 2023). Low-cost camera modules could also transform `acoupi` deployments into smart camera trap systems (Darras et al., 2024) combining visual and acoustic monitoring. While these extensions await implementation, `acoupi`'s modular framework provides the foundation for community-driven contribution and on-going development.

This work highlights the flexibility of `acoupi`, though its requirements may limit its use in certain monitoring scenarios. `acoupi` is designed for SBCs, which consume more power than MCUs, and requires a continuous power supply to ensure uninterrupted operation through solar panels with batteries or a connection to mains power. A complete deployment necessitates additional components, including a microphone and a protective enclosure, increasing overall cost and complexity. Whereas the base cost of an `acoupi`-compatible SBC is comparable to that of an AudioMoth, a full setup may exceed the budget of resource-constrained projects (see Sethi et al. (2018) for the cost breakdown of an analogous system). Despite these limitations, `acoupi` is particularly well-suited for continuous and long-term monitoring of key sites with stable power and network access. Future iterations could incorporate power manage-

ment mechanisms, like intelligent scheduling to optimise detection probability while minimising power use (Balle et al., 2024; Millar et al., 2024).

The use of bioacoustic monitoring tools such as *acoupi* raises important ethical questions, particularly regarding privacy (Sandbrook et al., 2021). PAM systems lack the ability to differentiate between wildlife vocalisations and human speech, leading to unintended capture of human conversations where consent is absent. Although researchers must adhere to responsible data handling practices like minimal data collection, secure storage, and timely deletion (Zook et al., 2017), data upload to cloud-based storage and network devices remain vulnerable to security breaches and malicious attacks (Kim et al., 2022). The on-device processing in *acoupi* offers a privacy advantage by allowing identification and immediate deletion of audio clips containing human voices (Cretois et al., 2022). However, the initial release does not include human speech detection functionality and, therefore, users are strongly encouraged to ensure compliance with privacy regulations.

Ultimately, *acoupi* aims to provide a flexible, user-friendly tool for bioacoustic monitoring across diverse monitoring scenarios. For example, real-time detections generated by *acoupi* could be integrated into dashboards to create immediate alerts for time-sensitive events, such as mitigating human-wildlife conflicts, managing invasive species (Wood et al., 2024), or dimming city lights in response to migratory bird movements (Horton et al., 2019). Beyond real-time applications, these detections can support ecological research through methods like occupancy modelling (Rhinehart et al., 2022) and call density analysis (Navine et al., 2024). The validation of automated detections remains crucial when using AI models in novel environments (Pérez-Granados, 2023; van Merriënboer et al., 2024). *acoupi* can facilitate this validation by storing recordings that exceed a detection score threshold, or other criteria aligned with specific modelling requirements (Navine et al., 2024; Knight et al., 2020). By establishing standardised concepts, each with specified metadata, *acoupi* promotes integration and comparability of monitoring surveys, enabling ecologists to share findings, compare results between sites, and ensure reproducibility (Besson et al., 2022).

As a final point, it is important to highlight the open-source nature of *acoupi*, which allows researchers to adapt and extend *acoupi*'s customisable software modules to their specific requirements. We acknowledge that *acoupi* pre-configured programmes may not meet the needs of every researcher, and therefore invite and encourage the community to contribute to expand *acoupi*'s functionalities. At its heart, *acoupi* aims to provide greater accessibility to bioacoustic monitoring, enabling real-time and automated monitoring for ecological research and conservation efforts.

Acknowledgements

This work was financially supported by URKI EPSRC (EP/R513143/1 and EP/T517793/1) and Consejo Nacional de Ciencia y Tecnología (CONACYT) (2020-000017-02EXTF-00334). We thank Ella Browning for her feedback on the design of *acoupi*.

Conflicts of Interest

The authors declare no conflict of interest.

Authors' Contribution

Aude Vuillienet: conceptualisation (equal); investigation (equal); software (supporting); visualisation (lead); writing – original draft (lead). Santiago Martínez Balvanera: conceptualisation (equal); investigation (equal); software (lead);

visualisation (supporting); writing – original draft (supporting). Oisín Mac Aodha: supervision (equal); writing – review and editing (equal). Kate E. Jones: resources (equal); supervision (equal); writing – review and editing (equal) Duncan Wilson: resources (equal); supervision (equal); writing – review and editing (equal)

Code and Data Availability Statement

acoupi is available on PyPi and GitHub at github.com/acoupi/acoupi. The documentation provides detailed instructions on how to use and contribute to acoupi. It is available in English at acoupi.github.io/acoupi.


ORCID

Aude Vuilliomonet  <https://orcid.org/0000-0003-1517-9296>

Santiago Martínez Balvanera  <https://orcid.org/0000-0003-1214-1938>

Oisín Mac Aodha  <https://orcid.org/0000-0002-5787-5073>

Kate E. Jones  <https://orcid.org/0000-0001-5231-3293>

Duncan Wilson  <https://orcid.org/0000-0001-6041-8044>

references

- Adelantado, F., Vilajosana, X., Tuset-Peiro, P., Martínez, B., Meliá-Seguí, J. and Watteyne, T. (2017) Understanding the Limits of LoRaWAN. *IEEE Communications Magazine*, **55**, 34–40. URL: <https://ieeexplore.ieee.org/document/8030482>. Conference Name: IEEE Communications Magazine.
- Assembly, U. G. (2015) Transforming our world: the 2030 Agenda for Sustainable Development. *Seventieth session A/RES/70/1*, United Nations, New York, USA.
- Balle, M., Xu, W., Darras, K. F. and Wanger, T. C. (2024) A Power Management and Control System for Environmental Monitoring Devices. *IEEE Transactions on AgriFood Electronics*, 1–10. URL: <https://ieeexplore.ieee.org/document/10750140>. Conference Name: IEEE Transactions on AgriFood Electronics.
- Bas, Y., Bas, D. and Julien, J.-F. (2017) Tadarida: A Toolbox for Animal Detection on Acoustic Recordings. *Journal of Open Research Software*, **5**. URL: <https://openresearchsoftware.metajnl.com/articles/10.5334/jors.154>.
- Baucas, M. J. and Spachos, P. (2020) Using cloud and fog computing for large scale IoT-based urban sound classification. *Simulation Modelling Practice and Theory*, **101**, 102013. URL: <https://www.sciencedirect.com/science/article/pii/S1569190X19301431>.
- (2024) Edge-Based Data Sensing and Processing Platform for Urban Noise Classification. *IEEE Sensors Letters*, **8**, 1–4. URL: <https://ieeexplore.ieee.org/document/10506670/>.
- Besson, M., Alison, J., Bjerger, K., Gorochoowski, T. E., Høyve, T. T., Jucker, T., Mann, H. M. R. and Clements, C. F. (2022) Towards the fully automated monitoring of ecological communities. *Ecology Letters*, **25**, 2753–2775. URL: <https://onlinelibrary.wiley.com/doi/abs/10.1111/ele.14123>. _eprint: <https://onlinelibrary.wiley.com/doi/pdf/10.1111/ele.14123>.
- Bick, I. A., Bakkestuen, V., Cretois, B., Hillier, B., Kålås, J. A., Pedersen, M., Raja, K., Rosten, C. M., Somveille, M., Stokke, B. G., Wiel, J. and Sethi, S. S. (2024) National-scale acoustic monitoring of avian biodiversity and migration. URL: <https://biorxiv.org/lookup/doi/10.1101/2024.05.21.595242>. 1 citations (Semantic Scholar/DOI) [2024-12-09].

- Browning, E., Gibb, R., Glover-Kapfer, P. and Jones, K. E. (2017) Passive acoustic monitoring in ecology and conservation. *WWF Conservation Technology*, WWF-UK, Woking, United Kingdom. URL: <https://www.wwf.org.uk/sites/default/files/2019-04/Acousticmonitoring-WWF-guidelines.pdf>.
- Brunoldi, M., Bozzini, G., Casale, A., Corvisiero, P., Grosso, D., Magnoli, N., Alessi, J., Bianchi, C. N., Mandich, A., Morri, C., Povero, P., Wurtz, M., Melchiorre, C., Viano, G., Cappanera, V., Fanciulli, G., Bei, M., Stasi, N. and Taiuti, M. (2016) A Permanent Automated Real-Time Passive Acoustic Monitoring System for Bottlenose Dolphin Conservation in the Mediterranean Sea. *PLOS ONE*, **11**, e0145362. URL: <https://journals.plos.org/plosone/article?id=10.1371/journal.pone.0145362>. Publisher: Public Library of Science.
- Callebaut, G., Leenders, G., Van Mulders, J., Ottoy, G., De Strycker, L. and Van der Perre, L. (2021) The Art of Designing Remote IoT Devices—Technologies and Strategies for a Long Battery Life. *Sensors*, **21**, 913. URL: <https://www.mdpi.com/1424-8220/21/3/913>. Number: 3 Publisher: Multidisciplinary Digital Publishing Institute.
- CBD, U. (2022) Kunming-Montreal Global Biodiversity Framework. *Fifteenth meeting of the Conference of the Parties to the Convention on Biological Diversity (Part Two) Decision 15/4.*, UN Environment Programme, Montreal, Canada.
- Chen, S.-H., Wang, J.-C., Lin, H.-J., Lee, M.-H., Liu, A.-C., Wu, Y.-L., Hsu, P.-S., Yang, E.-C. and Jiang, J.-A. (2024) A machine learning-based multiclass classification model for bee colony anomaly identification using an IoT-based audio monitoring system with an edge computing framework. *Expert Systems with Applications*, **255**, 124898. URL: <https://www.sciencedirect.com/science/article/pii/S0957417424017652>.
- Coffey, K. R., Marx, R. E. and Neumaier, J. F. (2019) DeepSqueak: a deep learning-based system for detection and analysis of ultrasonic vocalizations. *Neuropsychopharmacology*, **44**, 859–868. URL: <https://www.nature.com/articles/s41386-018-0303-6>. Publisher: Nature Publishing Group.
- Cretois, B., Rosten, C. M. and Sethi, S. S. (2022) Voice activity detection in eco-acoustic data enables privacy protection and is a proxy for human disturbance. *Methods in Ecology and Evolution*, **13**, 2865–2874. URL: <https://onlinelibrary.wiley.com/doi/abs/10.1111/2041-210X.14005>. _eprint: <https://onlinelibrary.wiley.com/doi/pdf/10.1111/2041-210X.14005>.
- Darras, K. F. A., Balle, M., Xu, W., Yan, Y., Zakka, V. G., Toledo-Hernández, M., Sheng, D., Lin, W., Zhang, B., Lan, Z., Fupeng, L. and Wanger, T. C. (2024) Eyes on nature: Embedded vision cameras for terrestrial biodiversity monitoring. *Methods in Ecology and Evolution*, **15**, 2262–2275. URL: <https://onlinelibrary.wiley.com/doi/abs/10.1111/2041-210X.14436>. 2784 citations (Semantic Scholar/DOI) [2025-01-23] _eprint: <https://onlinelibrary.wiley.com/doi/pdf/10.1111/2041-210X.14436>.
- Desislavov, R., Martínez-Plumed, F. and Hernández-Orallo, J. (2023) Trends in AI inference energy consumption: Beyond the performance-vs-parameter laws of deep learning. *Sustainable Computing: Informatics and Systems*, **38**, 100857. URL: <https://www.sciencedirect.com/science/article/pii/S2210537923000124>. 0 citations (Semantic Scholar/DOI) [2025-01-23].
- Disabato, S., Canonaco, G., Flikkema, P. G., Roveri, M. and Alippi, C. (2021) Birdsong Detection at the Edge with Deep Learning. In *2021 IEEE International Conference on Smart Computing (SMARTCOMP)*, 9–16. ISSN: 2693-8340.
- Fairbrass, A., Firman, M., Williams, C., Brostow, G., Titheridge, H. and Jones, K. (2019) CityNet-Deep learning tools for urban ecoacoustic assessment. *METHODS IN ECOLOGY AND EVOLUTION*, **10**, 186–197.
- Gallacher, S., Wilson, D., Fairbrass, A., Turmukhambetov, D., Firman, M., Kreitmayer, S., Mac Aodha, O., Brostow, G. and Jones, K. E. (2021) Shazam for bats: Internet of Things for continuous real-time biodiversity monitoring. *IET Smart Cities*, **3**, 171–183. URL: <https://onlinelibrary.wiley.com/doi/abs/10.1049/smc2.12016>. _eprint: <https://onlinelibrary.wiley.com/doi/pdf/10.1049/smc2.12016>.
- Ghani, B., Denton, T., Kahl, S. and Klinck, H. (2023) Global birdsong embeddings enable superior transfer learning for bioacoustic classification. *Scientific Reports*, **13**, 22876. URL: <https://www.nature.com/articles/s41598-023-49989-z>. 1 citations (Semantic Scholar/DOI) [2025-01-23] Publisher: Nature Publishing Group.

- Gibb, R., Browning, E., Glover-Kapfer, P. and Jones, K. E. (2019) Emerging opportunities and challenges for passive acoustics in ecological assessment and monitoring. *Methods in Ecology and Evolution*, **10**, 169–185. URL: <https://onlinelibrary.wiley.com/doi/abs/10.1111/2041-210X.13101>. _eprint: <https://onlinelibrary.wiley.com/doi/pdf/10.1111/2041-210X.13101>.
- Gou, J., Yu, B., Maybank, S. J. and Tao, D. (2021) Knowledge Distillation: A Survey. *International Journal of Computer Vision*, **129**, 1789–1819. URL: <https://doi.org/10.1007/s11263-021-01453-z>.
- Heath, B. E., Suzuki, R., Le Penru, N. P., Skinner, J., Orme, C. D. L., Ewers, R. M., Sethi, S. S. and Picinali, L. (2024) Spatial ecosystem monitoring with a Multichannel Acoustic Autonomous Recording Unit (MAARU). *Methods in Ecology and Evolution*, **15**, 1568–1579. URL: <https://onlinelibrary.wiley.com/doi/abs/10.1111/2041-210X.14390>. _eprint: <https://onlinelibrary.wiley.com/doi/pdf/10.1111/2041-210X.14390>.
- Hill, A. P., Prince, P., Snaddon, J. L., Doncaster, C. P. and Rogers, A. (2019) AudioMoth: A low-cost acoustic device for monitoring biodiversity and the environment. *HardwareX*, **6**, e00073. URL: <https://www.sciencedirect.com/science/article/pii/S2468067219300306>.
- Hoefler, T., Alistarh, D., Ben-Nun, T. and Dryden, N. (2021) Sparsity in Deep Learning: Pruning and growth for efficient inference and training in neural networks. *Journal of Machine Learning Research*, **22**. URL: <http://jmlr.org/papers/v22/19-0366.html>.
- Horton, K. G., Nilsson, C., Van Doren, B. M., La Sorte, F. A., Dokter, A. M. and Farnsworth, A. (2019) Bright lights in the big cities: migratory birds' exposure to artificial light. *Frontiers in Ecology and the Environment*, **17**, 209–214. URL: <https://onlinelibrary.wiley.com/doi/abs/10.1002/fee.2029>. _eprint: <https://onlinelibrary.wiley.com/doi/pdf/10.1002/fee.2029>.
- Hua, H., Li, Y., Wang, T., Dong, N., Li, W. and Cao, J. (2023) Edge Computing with Artificial Intelligence: A Machine Learning Perspective. *ACM Comput. Surv.*, **55**, 184:1–184:35. URL: <https://dl.acm.org/doi/10.1145/3555802>. 45 citations (Semantic Scholar/DOI) [2025-01-23].
- Höchst, J., Bellafkir, H., Lampe, P., Vogelbacher, M., Mühling, M., Schneider, D., Lindner, K., Rösner, S., Schabo, D. G., Farwig, N. and Freisleben, B. (2022) Bird@Edge: Bird Species Recognition at the Edge. In *Networked Systems* (eds. M.-A. Koulali and M. Mezini), 69–86. Cham: Springer International Publishing.
- IPBES (2019) Global assessment report on biodiversity and ecosystem services of the Intergovernmental Science-Policy Platform on Biodiversity and Ecosystem Services. *Tech. rep.*, Zenodo, Bonn, Germany. URL: <https://zenodo.org/doi/10.5281/zenodo.3831673>. Version Number: 1.
- Jolles, J. W. (2021) Broad-scale applications of the Raspberry Pi: A review and guide for biologists. *Methods in Ecology and Evolution*, **12**, 1562–1579. URL: <https://onlinelibrary.wiley.com/doi/abs/10.1111/2041-210X.13652>. _eprint: <https://onlinelibrary.wiley.com/doi/pdf/10.1111/2041-210X.13652>.
- Jones, G. and Holderied, M. W. (2007) Bat echolocation calls: adaptation and convergent evolution. *Proceedings of the Royal Society B: Biological Sciences*. URL: <https://royalsocietypublishing.org/doi/10.1098/rspb.2006.0200>. Publisher: The Royal Society London.
- Kahl, S., Wood, C. M., Eibl, M. and Klinck, H. (2021) BirdNET: A deep learning solution for avian diversity monitoring. *Ecological Informatics*, **61**, 101236. URL: <https://www.sciencedirect.com/science/article/pii/S1574954121000273>.
- Karlsson, E. C. M., Tay, H., Imbun, P. and Hughes, A. C. (2021) The Kinabalu Recorder, a new passive acoustic and environmental monitoring recorder. *Methods in Ecology and Evolution*, **12**, 2109–2116. URL: <https://onlinelibrary.wiley.com/doi/abs/10.1111/2041-210X.13671>. _eprint: <https://onlinelibrary.wiley.com/doi/pdf/10.1111/2041-210X.13671>.
- Kim, S., Park, K.-J. and Lu, C. (2022) A Survey on Network Security for Cyber-Physical Systems: From Threats to Resilient Design. *IEEE Communications Surveys & Tutorials*, **24**, 1534–1573. URL: <https://ieeexplore.ieee.org/document/9810983/?number=9810983>. Conference Name: IEEE Communications Surveys & Tutorials.

- Knight, E. C., Sölymos, P., Scott, C. and Bayne, E. M. (2020) Validation prediction: a flexible protocol to increase efficiency of automated acoustic processing for wildlife research. *Ecological Applications*, **30**, e02140. URL: <https://onlinelibrary.wiley.com/doi/abs/10.1002/eap.2140>. _eprint: <https://onlinelibrary.wiley.com/doi/pdf/10.1002/eap.2140>.
- Krishnamoorthi, R. (2018) Quantizing deep convolutional networks for efficient inference: A whitepaper. URL: <http://arxiv.org/abs/1806.08342>. ArXiv:1806.08342 [cs].
- Lapp, S., Rhinehart, T., Freeland-Haynes, L., Khilnani, J., Syunkova, A. and Kitzes, J. (2023) OpenSoundscape: An open-source bioacoustics analysis package for Python. *Methods in Ecology and Evolution*, **14**, 2321–2328. URL: <https://onlinelibrary.wiley.com/doi/abs/10.1111/2041-210X.14196>. _eprint: <https://onlinelibrary.wiley.com/doi/pdf/10.1111/2041-210X.14196>.
- Lapp, S., Wu, T., Richards-Zawacki, C., Voyles, J., Rodriguez, K. M., Shamon, H. and Kitzes, J. (2021) Automated detection of frog calls and choruses by pulse repetition rate. *Conservation Biology*, **35**, 1659–1668. URL: <https://onlinelibrary.wiley.com/doi/abs/10.1111/cobi.13718>. _eprint: <https://onlinelibrary.wiley.com/doi/pdf/10.1111/cobi.13718>.
- Mac Aodha, O., Martínez Balvanera, S., Damstra, E., Cooke, M., Eichinski, P., Browning, E., Barataud, M., Boughey, K., Coles, R., Giacomini, G., Mac Swiney G., M. C., Obrist, M. K., Parsons, S., Sattler, T. and Jones, K. E. (2022) Towards a General Approach for Bat Echolocation Detection and Classification. URL: <https://www.biorxiv.org/content/10.1101/2022.12.14.520490v1>. Pages: 2022.12.14.520490 Section: New Results.
- Martínez Balvanera, S., Mac Aodha, O., Weldy, M. J., Pringle, H., Browning, E. and Jones, K. E. (2024) Whombat: An open-source audio annotation tool for machine learning assisted bioacoustics. *Methods in Ecology and Evolution*, **n/a**. URL: <https://onlinelibrary.wiley.com/doi/abs/10.1111/2041-210X.14468>. _eprint: <https://onlinelibrary.wiley.com/doi/pdf/10.1111/2041-210X.14468>.
- McGuire, P. (2023) BirdNET-Pi. URL: <https://github.com/mcguirepr89/BirdNET-Pi>. Original-date: 2021-09-28T17:41:36Z.
- van Merriënboer, B., Hamer, J., Dumoulin, V., Triantafyllou, E. and Denton, T. (2024) Birds, bats and beyond: evaluating generalization in bioacoustics models. *Frontiers in Bird Science*, **3**. URL: <https://www.frontiersin.org/journals/bird-science/articles/10.3389/fbirs.2024.1369756/full>. Publisher: Frontiers.
- Metcalf, O., Abrahams, C., Ashington, B., Baker, B., Bradfer-Lawrence, T., Browning, E., Carruthers-Jones, J., Darby, J., Dick, J., Eldridge, A., Elliot, D., Heath, B., Howden-Leach, P., Johnston, A., Lees, A., Meyer, C., Ruiz Arana, U. and Smyth, S. (2023) Good practice guidelines for long-term ecoacoustic monitoring in the UK. *Educational material*, UK Acoustics Network.
- Millar, J., Sethi, S., Haddadi, H. and Madhavapeddy, A. (2024) Terracorder: Sense Long and Prosper. URL: <http://arxiv.org/abs/2408.02407>. ArXiv:2408.02407 [cs].
- Mooney, T. A., Di Iorio, L., Lammers, M., Lin, T.-H., Nedelec, S. L., Parsons, M., Radford, C., Urban, E. and Stanley, J. (2020) Listening forward: approaching marine biodiversity assessments using acoustic methods. *Royal Society Open Science*, **7**, 201287. URL: <https://royalsocietypublishing.org/doi/10.1098/rsos.201287>. Publisher: Royal Society.
- Napier, T., Ahn, E., Allen-Ankins, S., Schwarzkopf, L. and Lee, I. (2024) Advancements in preprocessing, detection and classification techniques for ecoacoustic data: A comprehensive review for large-scale Passive Acoustic Monitoring. *Expert Systems with Applications*, **252**, 124220. URL: <https://linkinghub.elsevier.com/retrieve/pii/S0957417424010868>.
- Navine, A. K., Denton, T., Weldy, M. J. and Hart, P. J. (2024) All thresholds barred: direct estimation of call density in bioacoustic data. *Frontiers in Bird Science*, **3**, 1380636. URL: <https://www.frontiersin.org/articles/10.3389/fbirs.2024.1380636/full>. 0 citations (Semantic Scholar/DOI) [2025-01-23].
- Novac, P.-E., Boukli Hacene, G., Pegatoquet, A., Miramond, B. and Gripon, V. (2021) Quantization and Deployment of Deep Neural Networks on Microcontrollers. *Sensors*, **21**, 2984. URL: <https://www.mdpi.com/1424-8220/21/9/2984>. Number: 9 Publisher: Multidisciplinary Digital Publishing Institute.

- Pérez-Granados, C. (2023) BirdNET: applications, performance, pitfalls and future opportunities. *Ibis*, **165**, 1068–1075. URL: <https://onlinelibrary.wiley.com/doi/abs/10.1111/ibi.13193>. 1158 citations (Semantic Scholar/DOI) [2025-01-23] _eprint: <https://onlinelibrary.wiley.com/doi/pdf/10.1111/ibi.13193>.
- Rhinehart, T. A., Chronister, L. M., Devlin, T. and Kitzes, J. (2020) Acoustic localization of terrestrial wildlife: Current practices and future opportunities. *Ecology and Evolution*, **10**, 6794–6818. URL: <https://onlinelibrary.wiley.com/doi/abs/10.1002/ece3.6216>. _eprint: <https://onlinelibrary.wiley.com/doi/pdf/10.1002/ece3.6216>.
- Rhinehart, T. A., Turek, D. and Kitzes, J. (2022) A continuous-score occupancy model that incorporates uncertain machine learning output from autonomous biodiversity surveys. *Methods in Ecology and Evolution*, **13**, 1778–1789. URL: <https://onlinelibrary.wiley.com/doi/abs/10.1111/2041-210X.13905>. _eprint: <https://onlinelibrary.wiley.com/doi/pdf/10.1111/2041-210X.13905>.
- Roe, P., Eichinski, P., Fuller, R. A., McDonald, P. G., Schwarzkopf, L., Towsey, M., Truskinger, A., Tucker, D. and Watson, D. M. (2021) The Australian Acoustic Observatory. *Methods in Ecology and Evolution*, **12**, 1802–1808. URL: <https://onlinelibrary.wiley.com/doi/abs/10.1111/2041-210X.13660>. _eprint: <https://onlinelibrary.wiley.com/doi/pdf/10.1111/2041-210X.13660>.
- Ross, S. R. P.-J., Friedman, N. R., Yoshimura, M., Yoshida, T., Donohue, I. and Economo, E. P. (2021) Utility of acoustic indices for ecological monitoring in complex sonic environments. *Ecological Indicators*, **121**, 107114. URL: <https://www.sciencedirect.com/science/article/pii/S1470160X20310530>.
- Ross, S. R. P.-J., O'Connell, D. P., Deichmann, J. L., Desjonquères, C., Gasc, A., Phillips, J. N., Sethi, S. S., Wood, C. M. and Burivalova, Z. (2023) Passive acoustic monitoring provides a fresh perspective on fundamental ecological questions. *Functional Ecology*, **37**, 959–975. URL: <https://onlinelibrary.wiley.com/doi/abs/10.1111/1365-2435.14275>. _eprint: <https://onlinelibrary.wiley.com/doi/pdf/10.1111/1365-2435.14275>.
- Sandbrook, C., Clark, D., Toivonen, T., Simlai, T., O'Donnell, S., Cobbe, J. and Adams, W. (2021) Principles for the socially responsible use of conservation monitoring technology and data. *Conservation Science and Practice*, **3**, e374. URL: <https://onlinelibrary.wiley.com/doi/abs/10.1111/csp2.374>. _eprint: <https://onlinelibrary.wiley.com/doi/pdf/10.1111/csp2.374>.
- Sethi, S. S., Bick, A., Chen, M.-Y., Crouzeilles, R., Hillier, B. V., Lawson, J., Lee, C.-Y., Liu, S.-H., de Freitas Parruco, C. H., Rosten, C. M., Somveille, M., Tuanmu, M.-N. and Banks-Leite, C. (2024) Large-scale avian vocalization detection delivers reliable global biodiversity insights. *Proceedings of the National Academy of Sciences*, **121**, e2315933121. URL: <https://www.pnas.org/doi/10.1073/pnas.2315933121>. 2 citations (Semantic Scholar/DOI) [2024-11-29] Publisher: Proceedings of the National Academy of Sciences.
- Sethi, S. S., Ewers, R. M., Jones, N. S., Orme, C. D. L. and Picinali, L. (2018) Robust, real-time and autonomous monitoring of ecosystems with an open, low-cost, networked device. *Methods in Ecology and Evolution*, **9**, 2383–2387. URL: <https://onlinelibrary.wiley.com/doi/abs/10.1111/2041-210X.13089>. _eprint: <https://onlinelibrary.wiley.com/doi/pdf/10.1111/2041-210X.13089>.
- Sethi, S. S., Ewers, R. M., Jones, N. S., Signorelli, A., Picinali, L. and Orme, C. D. L. (2020) SAFE Acoustics: An open-source, real-time eco-acoustic monitoring network in the tropical rainforests of Borneo. *Methods in Ecology and Evolution*, **11**, 1182–1185. URL: <https://onlinelibrary.wiley.com/doi/abs/10.1111/2041-210X.13438>. _eprint: <https://onlinelibrary.wiley.com/doi/pdf/10.1111/2041-210X.13438>.
- Solem, A. H., Uddin, A. S. and Nosrati, T. (2025) Celery. URL: <https://github.com/celery/celery>. Original-date: 2009-04-24T11:31:24Z.
- Stephenson, P. J., Londoño-Murcia, M. C., Borges, P. A. V., Claassens, L., Frisch-Nwakanma, H., Ling, N., McMullan-Fisher, S., Meeuwig, J. J., Unter, K. M. M., Walls, J. L., Burfield, I. J., do Carmo Vieira Correa, D., Geller, G. N., Montenegro Paredes, I., Mubalama, L. K., Ntiamao-Baidu, Y., Roesler, I., Rovero, F., Sharma, Y. P., Wiwardhana, N. W., Yang, J. and Fumagalli, L. (2022) Measuring the Impact of Conservation: The Growing Importance of Monitoring Fauna, Flora and Funga. *Diversity*, **14**, 824. URL: <https://www.mdpi.com/1424-2818/14/10/824>. Number: 10 Publisher: Multidisciplinary Digital Publishing Institute.

- Stowell, D. (2022) Computational bioacoustics with deep learning: a review and roadmap. *PeerJ*, **10**, e13152. URL: <https://peerj.com/articles/13152>. Publisher: PeerJ Inc.
- Stähli, O., Ost, T. and Studer, T. (2022) Development of an AI-based bioacoustic wolf monitoring system. *The International FLAIRS Conference Proceedings*, **35**. URL: <https://journals.flvc.org/FLAIRS/article/view/130552>.
- Sugai, L. S. M., Silva, T. S. F., Ribeiro, Jr, J. W. and Llusia, D. (2019) Terrestrial Passive Acoustic Monitoring: Review and Perspectives. *BioScience*, **69**, 15–25. URL: <https://doi.org/10.1093/biosci/biy147>.
- Teixeira, D., Roe, P., van Rensburg, B. J., Linke, S., McDonald, P. G., Tucker, D. and Fuller, S. (2024) Effective ecological monitoring using passive acoustic sensors: Recommendations for conservation practitioners. *Conservation Science and Practice*, **6**, e13132. URL: <https://onlinelibrary.wiley.com/doi/abs/10.1111/csp2.13132>. _eprint: <https://onlinelibrary.wiley.com/doi/pdf/10.1111/csp2.13132>.
- Ulloa, J. S., Hauptert, S., Latorre, J. F., Aubin, T. and Sœur, J. (2021) scikit-maad: An open-source and modular toolbox for quantitative soundscape analysis in Python. *Methods in Ecology and Evolution*, **12**, 2334–2340. URL: <https://onlinelibrary.wiley.com/doi/abs/10.1111/2041-210X.13711>. _eprint: <https://onlinelibrary.wiley.com/doi/pdf/10.1111/2041-210X.13711>.
- Whytock, R. C. and Christie, J. (2017) Solo: an open source, customizable and inexpensive audio recorder for bioacoustic research. *Methods in Ecology and Evolution*, **8**, 308–312. URL: <https://onlinelibrary.wiley.com/doi/abs/10.1111/2041-210X.12678>. _eprint: <https://onlinelibrary.wiley.com/doi/pdf/10.1111/2041-210X.12678>.
- Wood, C. M., Günther, F., Rex, A., Hofstadter, D. F., Reers, H., Kahl, S., Peery, M. Z. and Klinck, H. (2024) Real-time acoustic monitoring facilitates the proactive management of biological invasions. *Biological Invasions*. URL: <https://link.springer.com/10.1007/s10530-024-03426-y>.
- Zook, M., Barocas, S., Boyd, D., Crawford, K., Keller, E., Gangadharan, S. P., Goodman, A., Hollander, R., Koenig, B. A., Metcalf, J., Narayanan, A., Nelson, A. and Pasquale, F. (2017) Ten simple rules for responsible big data research. *PLOS Computational Biology*, **13**, e1005399. URL: <https://journals.plos.org/ploscompbiol/article?id=10.1371/journal.pcbi.1005399>. Publisher: Public Library of Science.
- Zuolkernan, I., Judas, J., Mahbub, T., Bhagwagar, A. and Chand, P. (2021) An AIoT System for Bat Species Classification. In *2020 IEEE International Conference on Internet of Things and Intelligence System (IoTIS)*, 155–160.

A | APPENDIX

A.1 | Examples Bioacoustic Research Projects

TABLE 2 Quantity and size of audio recording for various acoustic research projects.

Project Description	Number of Recording Devices	Sample Rate (Hz)	Total Number of Recordings	Length of 1x Recording (minutes)	Total Recording Duration (hours)	Total Data Size (TB)
BiomeHealth, Maasai Mara, Kenya, 2019	74	384,000	87,543	1	1,459.05	32.27
Williams B. CoralReef, Pabbiring Islands Indonesia, 2022	18	16,000	267,688	1	4,461.46	0.514

TABLE 3 Transfer, speed and duration of audio data upload for various acoustic research projects.

Project Description	Total Data Size (TB)	Transfer Method	SDCard Read Speed	SDCard Data Transfer Time (hours)	Data Storage Location (End Destination)	Data Upload to Server, WiFi Speed (Mbps)	Total Upload Time
BiomeHealth, Maasai Mara, Kenya, 2019	32.27	Physical SDCard Transfer Kenya to London	200MB/s (SanDisk Extreme Plus microSD)	44.82	UCL Data Server	350	8d 12h 53min
Williams B. CoralReef, Pabbiring Islands Indonesia, 2022	0.514	SDCards to Hard Drive. Physical Hard Drive Transfer Indonesia to London	170MB/s (SanDisk Extreme 64GB microSD)	6.716	UCL Data Server, GCP (Google Cloud)	50	22h 50min

A.2 | Configuration Parameters of `acoupi` Deployment

TABLE 4 Configuration parameters for `acoupi_birdnet` and `acoupi_batdetect2` programmes.

Parameter	Values for <code>acoupi_birdnet</code>	Values for <code>acoupi_batdetect2</code>
Timezone	Europe/London	Europe/London
Microphone		
Microphone Device Name	UAC 1.0 Microphone & HID-Mediak	UltraMic 250K 16 bit r4
Microphone Samplerate	44100 Hz	250000 Hz
Microphone Audio Channels	1	1
Recording		
Duration	9 seconds	3 seconds

Continued on next page

Table 4 – Continued from previous page

Parameter	Values for <i>acoupi_birdnet</i>	Values for <i>acoupi_batdetect2</i>
Interval	10 seconds	10 seconds
Chunksize	8192	8192
Schedule Start	00:00:00	17:00:00
Schedule End	00:00:00	07:00:00
Paths		
Temporary Audio Path	/run/shm	/run/shm
Recordings Path	/home/pi/storages/recordings	/home/pi/storages/recordings
Metadata Database Path	/home/pi/storages/metadata.db	/home/pi/storages/metadata.db
Messaging		
Messages Database Path	/home/pi/storages/messages.db	/home/pi/storages/messages.db
Message Send Interval	60 seconds	60 seconds
Heartbeat Interval	3600 seconds	3600 seconds
HTTP	null	null
MQTT		
MQTT Host	<i>mqtt.yourhost.org</i>	<i>mqtt.yourhost.org</i>
MQTT Username	<i>your-username</i>	<i>your-username</i>
MQTT Password	<i>your-password</i>	<i>your-password</i>
MQTT Topic	/acoupi/birds	/acoupi/bats
MQTT Port	1884	1884
MQTT Timeout	5 seconds	5 seconds
Model		
Detection Threshold	0.4	0.4
Saving Filters		
Filter Starttime	06:00:00	17:00:00
Filter Endtime	22:00:00	07:00:00
Before Dawn/Dusk Duration	30 minutes	0
After Dawn/Dusk Duration	30 minutes	0
Frequency Duration	0	0
Frequency Interval	0	0
Saving Managers		
True Directory	birds	bats
False Directory	no_birds	no_bats
Saving Time Format	%Y%m%d_%H%M%S	%Y%m%d_%H%M%S
Saving Threshold	0.4	0.4
Summariser Config		
Summary Interval	3600.0 seconds	3600.0 seconds
Low Band Threshold	0.0	0.0
Mid Band Threshold	0.0	0.0
High Band Threshold	0.0	0.0

A.3 | Results Summary of *acoupi* Deployment

TABLE 5 Summary of Deployment for *acoupi_birdnet* and *acoupi_batdetect2*.

programme Name	Expected Nb. Recordings	Actual Nb. Recordings (Coverage %)	Nb. Recordings Processed	Nb. Recordings Unprocessed	Nb. Messages Sent Successfully	Nb. Messages Sent Failed
<i>acoupi_birdnet</i>	130,098	129,939 (99.88%)	129,935	4	8716	0
<i>acoupi_batdetect2</i>	66,233	65,711 (99.21%)	64,508	1,203 (1.83%)	868	0

TABLE 6 Summary of Detections for *acoupi_birdnet* and *acoupi_batdetect2*.

programme Name	Size of DB "metadata"	Size of DB "messages"	Total Nb. Detections	Nb. Detections (Detection Score > 0.4)	Nb. Predicted Tags (Classification Score > 0.4)	Nb. Different Species Class (Classification Score > 0.4)
<i>acoupi_birdnet</i>	542.3 MB	10.4 MB	23,229	10,838	10,838	398
<i>acoupi_batdetect2</i>	5.67 GB	1.0 MB	19,416,908	1,031	174	4

A.4 | Summary of top 20 detection results for *acoupi_birdnet* and *acoupi_batdetect2*

Although not the primary focus of this study, the detections made by the two bioacoustic classifiers were consistent with the expected soundscape of the deployment location and the seasonality of the test. The roof garden is urban, close to a busy traffic road, a railway track, but in the proximity of the Waterworks River, where common water birds are found.

Common UK bird species identified with high confidence (score > 0.85) included the Eurasian magpie (n=308), Eurasian wren (n=61), Redwing (n=50), European robin (n=38), White wagtail (n=31), Broad-winged hawk (n=25) and European herring gull (n=18). As expected, anthropogenic sounds were prevalent, with engine noise (n=73) and sirens (n=273) being the most frequently detected, followed by fireworks (n=175), likely associated with festivities during the deployment period.

The *acoupi_batdetect2* programme did not detect any bat echolocation calls with high confidence (score > 0.85), and the 174 pulses detected with moderate confidence (scores > 0.4) are likely false positives. This low number of bat detections is consistent with the deployment period (November), when most bat species in the UK are hibernating. Detections were not validated post-deployment. See tables (7 and 8 for a detailed summary of the detections made by the two bioacoustic classifiers.

TABLE 7 Top 20 detection results for the *acoupi_birdnet* deployment sorted by total count.

Latin Name	Common Name	Max Confidence Score	Mean Confidence Score	Total Count	Confidence Score > 0.4	Confidence Score > 0.85	Comment
Engine	Engine	0.9897	0.4050	7955	3151	73	
Siren	Siren	0.9994	0.5684	1382	911	273	
Troglodytes troglodytes	Eurasian wren	0.9772	0.5056	1308	844	61	
Erithacus rubecula	European robin	0.9949	0.4682	813	434	38	
Fireworks	Fireworks	0.9972	0.5722	782	491	175	
Pica pica	Eurasian magpie	0.9971	0.7191	707	613	308	
Branta canadensis	Canada goose	0.9508	0.3875	556	196	2	
Larus argentatus	European herring gull	0.9461	0.5207	326	215	18	
Turdus iliacus	Redwing	0.9974	0.5133	313	171	50	
Turdus philomelos	Song thrush	0.9461	0.4300	181	88	4	
Buteo platypterus	Broad-winged hawk	0.9946	0.5463	164	102	25	False Detection. No such species in the UK
Cyanistes caeruleus	Eurasian blue tit	0.9511	0.4075	108	48	2	
Motacilla alba	White wagtail	0.9959	0.6497	96	74	31	
Anaxyrus microscaphus	Arizona toad	0.9760	0.5097	78	47	10	
Falco peregrinus	Peregrine falcon	0.9973	0.5019	74	40	12	
Strix aluco	Tawny owl	0.9690	0.4264	64	27	4	
Ardea cinerea	Grey heron	0.9463	0.4262	46	15	2	
Tyto alba	Barn owl	0.9735	0.4656	36	23	1	
Megaceryle alcyon	Belted kingfisher	0.9751	0.5465	34	23	4	False Detection. No such species in the UK
Cygnus cygnus	Whooper swan	0.9597	0.4805	32	17	1	

TABLE 8 Detection results for the *acoupi_batdetect2* deployment.

Latin Name	Common Name	Max Confidence Score	Mean Confidence Score	Total Count	Confidence Score > 0.4	Confidence Score > 0.5
<i>Nyctalus leisleri</i>	Lesser noctule	0.6130	0.0175	1,604,336	170	0
<i>Plecotus austriacus</i>	Grey long-eared bat	0.4900	0.0125	205,073	1	0
<i>Pipistrellus nathusii</i>	Nathusius's pipistrelle	0.4650	0.0228	113,516	2	0
<i>Pipistrellus pipistrellus</i>	Common pipistrelle	0.4030	0.0317	658,435	1	0
<i>Myotis nattereri</i>	Natterer's bat	0.3870	0.0140	9,722	0	0
<i>Pipistrellus pygmaeus</i>	Soprano pipistrelle	0.3620	0.0316	208,803	0	0
<i>Nyctalus noctula</i>	Common noctule	0.3480	0.0223	240,926	0	0
<i>Plecotus auritus</i>	Brown long-eared bat	0.3030	0.0217	50,726	0	0
<i>Rhinolophus ferrumequinum</i>	Greater horseshoe bat	0.2860	0.0314	6,438,263	0	0
<i>Eptesicus serotinus</i>	Serotine bat	0.2700	0.0129	1,787,009	0	0
<i>Myotis alcathoe</i>	Alcathoe bat	0.2470	0.0195	38	0	0
<i>Rhinolophus hipposideros</i>	Lesser horseshoe bat	0.1970	0.0315	7,952,268	0	0
<i>Barbastellus barbastellus</i>	Western barbastelle	0.1810	0.0148	36,023	0	0
<i>Myotis bechsteinii</i>	Bechstein's bat	0.1380	0.0111	2,019	0	0
<i>Myotis daubentonii</i>	Daubenton's bat	0.0920	0.0113	97,757	0	0
<i>Myotis mystacinus</i>	Whiskered bat	0.0700	0.0096	8,344	0	0
<i>Myotis brandtii</i>	Brandt's bat	0.0220	0.0082	3,650	0	0