

# IC-Portrait: In-Context Matching for View-Consistent Personalized Portrait Generation

Han Yang<sup>1,2</sup> Enis Simsar<sup>1</sup> Sotiris Anagnostidis<sup>1</sup> Yanlong Zang<sup>3</sup> Thomas Hofmann<sup>1</sup> Ziwei Liu<sup>4</sup>✉

<sup>1</sup>ETH Zurich, <sup>2</sup>ZMO AI Inc.

<sup>3</sup>Zhejiang University <sup>4</sup>S-Lab, Nanyang Technological University

hanyang@ethz.ch, ziwei.liu@ntu.edu.sg



Figure 1. IC-Portrait introduces an innovative method for creating photorealistic portrait images. By incorporating style reference images, our system generates personalized portraits that maintain consistent viewpoints and accurately respond to lighting conditions.

## Abstract

Existing diffusion models show great potential for identity-preserving generation. However, personalized portrait generation remains challenging due to the diversity in user profiles, including variations in appearance and lighting conditions. To address these challenges, we propose **IC-Portrait**, a novel framework designed to accurately encode individual identities for personalized portrait generation. Our key insight is that pre-trained diffusion mod-

els are fast learners (e.g., 100 ~ 200 steps) for in-context dense correspondence matching, which motivates the two major designs of our IC-Portrait framework. Specifically, we reformulate portrait generation into two sub-tasks: 1) **Lighting-Aware Stitching**: we find that masking a high proportion of the input image, e.g., 80%, yields a highly effective self-supervisory representation learning of reference image lighting. 2) **View-Consistent Adaptation**: we leverage a synthetic view-consistent profile dataset to learn the in-context correspondence. The reference profile can then be warped into arbitrary poses for strong spatial-aligned view conditioning. Coupling these two designs by simply concatenating latents to form ControlNet-like supervision and modeling, enables us to significantly enhance the iden-

✉ Corresponding author

ity preservation fidelity and stability. Extensive evaluations demonstrate that IC-Portrait consistently outperforms existing state-of-the-art methods both quantitatively and qualitatively, with particularly notable improvements in visual qualities. Furthermore, IC-Portrait even demonstrates 3D-aware relighting capabilities.

*Please check our video.*

## 1. Introduction

Portrait generation has emerged as a pivotal area of research in computer graphics, driven by its applications in digital content creation, virtual avatars, gaming, and augmented reality. Although recent advances in portrait generation models have enabled increasingly realistic and visually compelling portraits, fundamental challenges persist in creating images that maintain precise identity while adapting to diverse artistic styles and environmental conditions.

Portrait generation approaches generally fall into two categories: 1) **prompt-based stylization** and 2) **reference image-based** portrait generation. Prompt-based stylization [13, 28, 33] attempts to preserve the subject’s identity while allowing users to guide the generation via descriptive text prompts. The main benefit of this setting is the ability to edit the style according to the user’s preference. In contrast, reference image-based portrait generation [30, 32] directly leverages existing images to define the desired style, changing only the identity, and providing a more intuitive interface for users. We base our work on the latter approaches due to the higher-quality images they result to.

Despite progress in portrait generation, AI-generated portraits still fail to completely replace offline photography. Given the aforementioned problems, we ask:

*What factors prevent portrait-generation methods from achieving nearly exact identity resemblance?*

One primary issue is managing diverse user photos, which we term **intra-identity diversity**. User-provided profile images can vary significantly in terms of shooting conditions, such as lighting (ranging from bright sunlight to dim indoor light), facial expressions (from extreme joy to deep sadness), and makeup (from natural-looking to heavily made-up). These variations introduce a high degree of uncertainty in identity (ID) learning, as also illustrated in Fig. 2, and directly impact the quality and accuracy of generated portraits. Traditional optimization methods like DreamBooth [21] may converge toward a possible identity representation without capturing the precise identity characteristics. Such solutions fail to convince the human brain, which processes facial information with remarkable efficiency through dedicated neural pathways [27], and thus can sensitively distinguish the degraded ID quality in personalized portrait generation, which demands high ID-

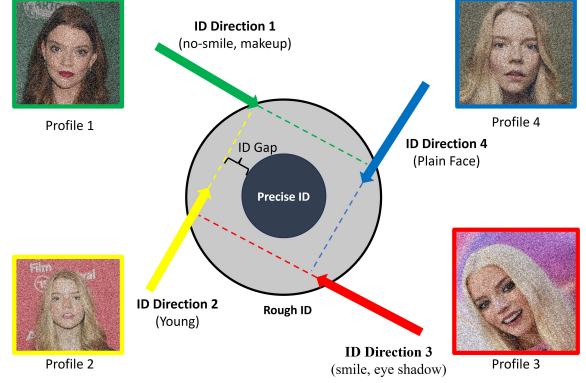


Figure 2. Different expressions and makeup are presented at different profile images showcasing the diversity of human profiles.

consistency for portrait generation methods.

Another major issue are the potential differences between user-provided profile images and style reference images, which we call **adaptation gap**. Different portrait styles come with distinct lighting, shading, and color characteristics. Attempting to merge the identity from the profile image with the style of the reference image presents a fundamental challenge to ensure both a high level of resemblance to the person in the profile and a seamless visual integration with the style reference.

Given the analysis above, our solution is IC-Portrait, a novel framework designed to generate images with precise ID characteristics while ensuring lighting consistency. IC-Portrait follows the reference image-based portrait generation methods and achieves lossless face/head swapping. IC-Portrait reformulates portrait generation into two complementary sub-tasks: **lighting-aware stitching** and **view-consistent adaptation**. We elaborate on how the reformulation helps solve the *intra-identity diversity* and *adaptation gap* issues as follows:

1. For lighting-aware stitching, we employ a high-proportion masked autoencoding technique of the input image, motivated and inspired by Masked Autoencoders (MAE) [9]. This technique enables self-supervised learning of lighting characteristics from style reference images. By doing so, the **adaptation gap** between profile and reference images is effectively reduced with well-preserved local lighting clues and global shading effect.
2. For view-consistent adaptation, we leverage a synthetic view-consistent profile dataset [1, 18, 23], that allows the model to learn in-context correspondence, enabling it to warp the reference profile into different poses. This provides robust spatial-aligned view conditioning, crucial for maintaining consistency across varying viewpoints. We can thus achieve copy-paste



level consistency of a specific chosen profile to fully reconstruct the target identity in our portrait result.

*For each generation, the portrait only needs to resemble one specific profile picture, not all of them simultaneously.*

In this manner, instead of learning the universal ID representation of a person, we simply attempt to re-render the appearance in the style of the reference image, thereby creating a relaxed yet smart setting with the aim of bypassing the **intra-identity diversity** problem.

Our main contributions can be summarized as follows: 1) We introduce IC-Portrait, a diffusion-based framework for view-consistent personalized portrait generation. By refactoring the portrait generation into two sub-processes, view-consistent adaptation, and lighting-aware stitching, it can not only produce almost visually lossless ID preservation but also enable lighting-invariant and view-consistent portrait generation. 2) To enable such decomposition, we find: i) pre-trained diffusion models are fast learners for in-context correspondence, which is utilized as spatial-aligned control signals for view-consistent generation. ii) high-proportion masked autoencoding (around 80%) serves as an effective identity-agnostic representation to leak lighting information in a non-trivial self-supervisory task. 3) To utilize the correspondence and lighting representation, we curate a synthetic dataset with multi-view portrait images of 35200 view pairs triggered by collected celebrity names and implement the appearance net as well as the matching net with conceptually simple ControlNet-like structure; the appearance reference and the masked image are concatenated horizontally forming in-context scenario. 4) Through extensive evaluations, we demonstrate that IC-Portrait outperforms current state-of-the-art methods both quantitatively and qualitatively. IC-Portrait achieves 0.674 for Arcface [4] ID metric and significantly better visual consistency in portrait generation, highlighting its effectiveness.

## 2. Related Works

**Latent Diffusion.** Latent Diffusion Models (LDMs) [20] and their derivative, Stable Diffusion [20], have been game changers in generative modeling methods. Before LDMs, diffusion models were considered slow and computationally expensive as they operated on the pixel space in a Markovian fashion. LDM first encodes the image into latent space with a variational autoencoder (VAE) [5], which significantly reduces the resolution and trains the diffusion model in the latent space. LDM also proposes a cross-attention paradigm by introducing the cross-attention mechanism into the Unet [20] structure, enabling text-controllable generation. We also adopt latent diffusion as our backbone.

**Human-centric Image Generation.** Traditional techniques such as face-swap [2, 12, 29] mainly focused on replacing facial features without truly capturing the unique identity of the source. The emergence of diffusion models has radically transformed this approach, enabling precise generation of the target individual based on a given style or prompt. Encoder-driven approaches, such as [13, 31, 33], offer improvements by utilizing image encoders to extract identity features. However, these methods face challenges when it comes to adapting to specific style references. Optimization-based solutions such as Dreambooth [21] and LoRA [10] can better maintain the identity of the subject but often fall short in delivering the variety of aesthetic styles due to overfitting and thus require intricate regularization design [21]. Our approach can be compatible with off-the-shelf personalized models, thus avoiding further fine-tuning. Notably, we will also present a better practice of training customized diffusion models following the DreamBooth [21] setting.

**Novel-view Synthesis** Earlier methods mainly focused on using 3D Morphable Models (3DMM) [6] to explicitly reconstruct human faces. However, the limited parametric space of 3DMM hinders the expressiveness of diverse facial details. Neural Radiance Fields (NeRF) [14] demonstrate promising results by learning the implicit representation of the target object.

## 3. Methodology

### 3.1. Motivation

Portrait generation has faced significant challenges in creating personalized, high-quality images. Traditional ID-embedding approaches often sacrifice spatial detail, while DreamBooth-style test-time optimization methods struggle to generate diverse representations of the same identity. Drawing inspiration from Novel View Synthesis (NVS), which excels at identity preservation, we recognized that effective portrait generation should prioritize the accurate reproduction of individual reference images rather than pursuing a generalized model. However, while NVS effectively handles facial reposing, it lacks the flexibility to adapt to different artistic styles and lighting conditions. To address this limitation, we developed IC-Portrait, which incorporates a dedicated relighting phase. Our framework moves beyond simple copy-paste-harmonize strategies, instead of implementing an end-to-end system that maintains consistency across viewpoint changes and lighting conditions.

### 3.2. Data Synthesis Pipeline

Our data synthesis pipeline consists of three main stages. First, we generate a diverse collection of human face images using the SDXL model, randomly sampling from a curated list of celebrity names as described in [34]. Second, we

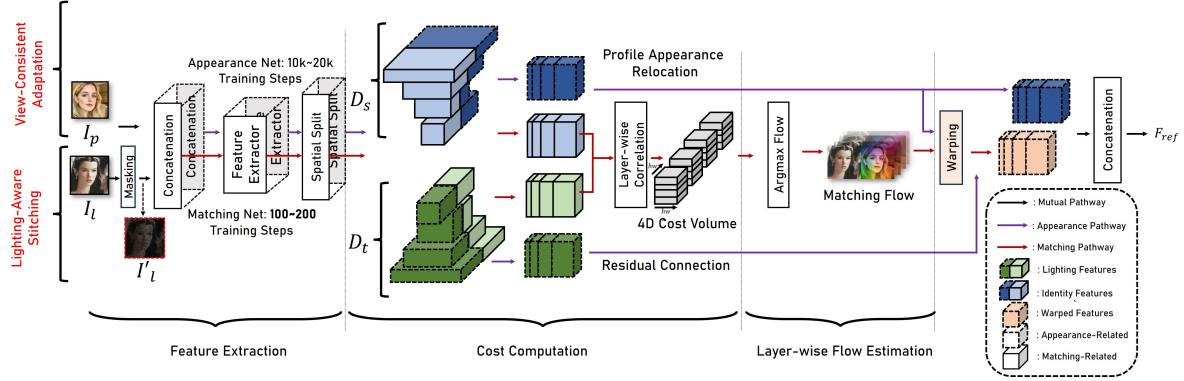


Figure 3. Two main modules as feature extractors are presented here: matching net (gray box) and appearance net (white box). The spatially concatenated input  $I_p$  and  $I'_t$  are fed into these separately trained control UNet to extract multi-level features, where the ones from the matching net are used to compute 4D cost volume for dense matching and warping field, the features from appearance net are used to warp to blend with lighting features. We show the different pathways and feature sources in different color codes.

employ an encoder trained to map these generated images into EG3D [1] tri-plane representations, following the re-projection methodology detailed in [23]. Finally, we leverage these tri-plane representations to render multiple novel viewpoints of each subject. This process yields a comprehensive dataset containing varied perspectives of each individual, which is crucial to develop robust models for different poses and viewing angles.

### 3.3. In-Context View $\leftrightarrow$ Lighting Consistency

IC-Portrait aims to generate ControlNet-like [35] reference features highly compatible with existing ControlNet-family models, facilitating easy integration into existing pipelines. This design choice is motivated by the widespread adoption and effectiveness of ControlNet-based architectures in various image generation tasks [7, 17, 37]. We utilize the same synthetic multi-view dataset for both the appearance and matching net training, as in Fig. 3 with the only difference that the matching net is trained with only 100  $\sim$  200 steps. This unified data source simplifies the training process, as we do not need to perform excessive hyperparameter tuning for different settings.

Although we conceptually decompose portrait generation into two tasks, namely Lighting-aware Stitching and View  $\leftrightarrow$  Lighting consistency is learned in an end-to-end simultaneous manner. This means that rather than training the model on these tasks one by one, we incorporate them into an in-context framework where the two conditional inputs are concatenated horizontally. The noised latents are connected at a spatial level (along the width dimension) to be fed into the diffusion UNet.

The training objective of our IC-Portrait framework is designed to be simple yet effective. Let  $z$  and  $z'$  be a sampled view pair from our multi-view dataset, and let  $c_f$  be

the input condition, which is obtained through our high-proportion masking and concatenation process. Given a time step, we use  $z'$  as the CLIP [19] image embedding prompt (without using a text prompt). The image diffusion algorithms learn a network (UNet) to predict the noise added to it.

**Masking.** The masking technique employed in our framework is inspired by Masked Autoencoders (MAE) [9]. Instead of using traditional sampling methods like checkerboard sampling, which often leads to overly smooth results due to its uniform sampling grid, we adopt a more sophisticated sampling strategy. Our sampling method introduces complex spatial variations in the image, avoiding trivial convergence during training. Specifically, we randomly sample pixels to enable the model to learn from masked and unmasked regions, thereby enhancing its ability to handle identity and lighting information simultaneously.




Figure 4. When initializing the matching net with a pre-trained UNet (0 step), it fails to generate meaningful matching features. However, after just 200 training steps, the matching net acquires the ability to promise a reasonable matching field.

Consider a sampled view pair  $z$  and  $z'$ . We apply a sampling function  $F(\cdot, n)$  that uniformly samples  $n\%$  of the pixels in the image. Given a sampled view pair  $z$  and  $z'$ ,

we obtain the input condition  $c_f$  as:

$$c_f = F(z, 0 \sim n) \odot z', \quad (1)$$

where  $\odot$  denotes spatial width-wise concatenation, and  $0 \sim n$  represents a value uniformly picked within the range  $(0, n)$ . The input data  $z_0$  is then defined as:

$$z_0 = z \odot z'. \quad (2)$$

Then the training objective  $\mathcal{L}$  is formulated as follows:

$$\mathcal{L} = \mathbb{E}_{z_0, t, z', c_f, \epsilon \sim \mathcal{N}(0, 1)} [\|\epsilon - \epsilon_\theta(z_t, t, z')\|_2]. \quad (3)$$

**In-Context Matching.** In order to fully preserve the profile facial details, we try to use an explicit way to model the correspondence. Pre-trained diffusion UNet [20] already inherently preserve the in-context self-attention reference capability, we want to further improve this ability explicitly, by adopting ideas from dense matching [22]. Generally, to find the matching field  $F^*$  that maximizes the posterior, we can use the maximum a posteriori (MAP) approach, following the formulation in [16]:

$$\begin{aligned} F^* &= \arg\max_F p(F|D_{\text{src}}, D_{\text{tgt}}) = \arg\max_F p(D_{\text{src}}, D_{\text{tgt}}|F) \cdot p(F) \\ &= \arg\max_F \underbrace{\{\log p(D_{\text{src}}, D_{\text{tgt}}|F)\}}_{\text{data term}} + \underbrace{\{\log p(F)\}}_{\text{prior term}}, \end{aligned} \quad (4)$$

where  $D_{\text{src}}$  and  $D_{\text{tgt}}$  are the feature descriptors. While classical dense matching pipelines [3, 24–26], use off-the-shelf feature extractors, we use the diffusion feature space to extract multi-level semantics as feature descriptors. However, the diffusion features cannot be directly adopted to new input conditions, *i.e.*, masked image concatenated with profile reference. In practice, 100  $\sim$  200 training steps suffice to tune the matching net to produce meaningful descriptors. We hypothesize that the self-attention mechanism inside the matching net, initialized with diffusion UNet, works as a matching prior term, making such fast convergence possible.

**Flow Computation.** We utilize a comprehensive flow computation following [15] to compute the flow between different views and lighting conditions. Let  $I_{\text{src}}$  and  $I_{\text{tgt}}$  be two images from our dataset representing different views or lighting conditions. The cost volume  $\mathcal{C}(u, v)$  between them can be computed using a cost volume-based method, which is built upon the following equation:

$$\mathcal{C}(u, v) = \frac{D_{\text{src}}(u)^T D_{\text{tgt}}(v)}{\|D_{\text{src}}(u)\|_2 \|D_{\text{tgt}}(v)\|_2}, \quad (5)$$

Here,  $D_{\text{src}}(u)$  and  $D_{\text{tgt}}(v)$  denote feature vectors extracted from the source image and target image at spatial locations  $u$  and  $v$ , respectively, at time step  $t$ . These feature vectors are obtained from an intermediate layer of the matching UNet, as shown in Fig. 3.

The cost volume  $\mathcal{C}$  quantifies the similarity between feature vectors at different locations in the two images. To obtain the matching field  $F$ , we perform an *argmax* operation over  $\mathcal{C}$  to find the best matching locations. Mathematically, for each pixel in  $I_{\text{src}}$ , we determine its most likely corresponding location in  $I_{\text{tgt}}$  by:

$$F = (dx(u, v), dy(u, v)) = \arg\max_{(dx, dy)} \mathcal{C}(u+dx, v+dy), \quad (6)$$

where  $F$  is the matching flow and  $dx, dy$  are the offset field. We visualize the correspondence in Fig. 4.

**Annealed Feature Aggregation.** The multi-level features derived from the identity profile  $I_p$  are warped using the estimated matching flow  $F$ . To directly incorporate this information, we blend the warped feature with the lighting feature. We then recompose these two features by concatenating them along the spatial width dimension.

For the original lighting features, we combine them with the warped features in a residual connection setup. Since we are performing these operations at multiple levels, we implement a non-uniform weighting strategy for merging the weights.

Our aim is to make the model pay more attention to spatial details. Thus, we use a linear annealing schedule to blend the features. We assign larger weights to the low-level features that are closer to the input. Mathematically, let  $W_l$  be the weight for the  $l$ -th level of features, where  $l$  represents the level number in the multi-level structure. The weights are determined as follows:

$$W_l = (1 - \frac{l}{L}) \times \alpha + \beta, \quad (7)$$

where  $L$  is the total number of layers in the UNet [20] down-sample blocks,  $\alpha$  and  $\beta$  are constants that control the rate of annealing and the base weight, respectively. This formula ensures that as  $l$  (the level number) increases, the weight  $W_l$  decreases linearly, giving more importance to the lower-level features. This way, the model can better capture the fine-grained spatial details present in the lower-level features while still integrating information from higher-level features.

**Progressive Inference.** The full inference of IC-Portrait employs a progressive generation scheme. The rationale behind this lies in the inherent properties of the diffusion process, which involves corrupting by noise and subsequent rebuilding. In this process, we conduct input projection by adding Gaussian noise to human faces. Our aim is to match the distribution of another identity under identical lighting and shading conditions. By carefully selecting and adding an appropriate amount of noise, we can maximize the retention of the original lighting while simultaneously effecting the desired identity transformation. However, it is crucial to note that adding either excessive or insufficient noise is not optimal.






Figure 5. We pick the current state-of-the-art portrait generation methods as baselines. Since our setting needs a style reference, we mimic the text-based setting by first generating a style reference with SD1.5 and running IC-Portrait afterward. We also present a new comparison setting where we use the generated results from baseline methods as style reference and refine the identity with IC-Portrait to clearly show the superiority of our method in terms of ID similarity and coherence.

## 4. Experiments

**Datasets.** Following the dataset synthesis process in Celeb-Basis [34], we use celebrity names to trigger the identity generation to curate our dataset. We use 102 male celebrities such as “Leonardo DiCaprio”, “Brad Pitt”, etc., and 104 female celebrities such as “Scarlett Johansson”, “Jennifer Lawrence”, etc. After generating a front-view image with the given prompt using SDXL [18], we use one-shot EG3D-based novel-view synthesis technique [23] which inverts the portrait image into tri-plane NeRF [14] representations so we can do re-renderings by changing the 25 scalars of camera parameters as in [1]. We randomly sample two views from the novel-views to construct pair data, which finally make up a training set of 35200 pairs as shown in Fig. 8.

**Implementation Details.** Our model is based on StableDiffusion-v1.5 [20] model for the matching and appearance net. The reference features in ControlNet [35] format are compatible with any ControlNet-friendly framework. To allow a more straightforward formulation, we remove the text prompt of UNet and ControlNet with

compatible CLIP [19] ViT-L/14 embedding. 1) In the matching and appearance training phase, we initialize our model by copying the weights of pre-trained UNet following [35]. We fix the UNet and clip encoder during training and only train the reference network. We first train the matching net and fix it to provide matching guidance for appearance net training. We train our appearance net for 20k steps on 4 NVIDIA A40 GPUs, with a constant learning rate of  $1e^{-5}$  and a batch size of 16, while 200 steps for matching net. We select one of the pixel sampling images as either right or left and use the other as the profile reference. We set the embedding as a zero tensor with a 10% chance to enable classifier-free guidance. 2) For the DreamBooth [21] customization phase, we align the faces of the profile images first. Then, we train the whole UNet for customization to maximize identity preservation at learning rate  $2e^{-6}$  and batch size 1 on a single NVIDIA A40 GPU.

**Evaluation Metrics.** We assess the image generation quality mainly regarding identity preservation since IC-Portrait

supports reference-image-based portrait generation. We do not need to care about text-image alignment in our generation. We use arcface [4] as ID embedding extractor and cosine similarity as our similarity metric. We use 11 identities (all celebrities) images as reference images with 40 unique prompts to generate for each profile image. For the Arcface similarity, the higher is better, and the upper bound is 1. We compute the similarity between all the profile images for each result and compute the statistics as in Tab. 1.

#### 4.1. Qualitative Comparisons

To evaluate the performance of IC-Portrait, we conduct extensive qualitative experiments. We compare our method with several state-of-the-art portrait generation techniques: PhotoMaker [13], PhotoMaker v2 [13], FlashFace [36] and IP-Adapter-FaceID-plus (IPA-FaceID) [33]. As shown in Fig. 5, to enable a comparison with the text-driven generation, we first generate style references using StableDiffusion-v1.5 (SD1.5) for a fair comparison with traditional text-based methods; then, we apply IC-Portrait to the generated style reference image.

The results clearly demonstrate that our method outperforms the baselines regarding ID similarity while achieving comparable coherence and photorealism. In addition, we introduce a unique secondary comparison approach. We take the outputs of the baseline methods as style references and use IC-Portrait to refine the identity. This novel comparison showcases the remarkable ability of IC-Portrait to enhance identity preservation, producing portraits that are visually more appealing and true to the subject’s identity.

From the results in Fig. 5, PhotoMaker series give high-quality results with good prompt-alignment but fail to preserve the fine details of the profile facial features. IP-Adapter-FaceID and FlashFace demonstrate the best ID preserving abilities and image quality but still only depict a rough resemblance just as I said in Fig. 2; each only depicts some profile characteristics rather than fully preserves them. In the meantime, IC-Portrait can completely maintain the identity at a novel-view level but still achieves coherence and photorealism. The results after applying IC-Portrait can show how the face is changed, making it clear that “This is the same person”. We also show in Fig. 9 that IC-Portrait can handle extreme lighting conditions.

#### 4.2. Novel-View Synthesis and Relighting Capabilities

As depicted in Fig. 6, we transfer an input profile from column 1 onto the driving reference image. The resulting vanilla setting in column 3 provides a baseline for comparison. When generating novel views (NV) with different environment maps ( $E$ ), we use an off-the-shelf novel-view synthesis and relighting method to generate relighted and reposed portraits. We then re-render it to the target identity

and thus produce such effect as demonstrated. This allows us to observe the consistent preservation of identity under diverse viewing angles and various lighting conditions imposed by the environment maps. It showcases the adaptability of IC-Portrait in handling complex visual scenarios such as lighting and perspective changes while maintaining the integrity of the person’s identity.



Figure 6. IC-Portrait effectively transfers and relights identities across various conditions, preserving facial characteristics and subject integrity while adapting to new poses and lighting from a driving reference.

#### 4.3. Quantitative Experiments

We mainly focus on ID similarity metrics since IC-Portrait aims at reference-based portrait generation rather than text-based. To fairly compare our method with other state-of-the-art, we use Stable Diffusion-v1.5 (SD1.5) [20] to generate reference images with our test prompts just as the baseline methods do and run IC-Portrait afterward. The metrics are given in Tab. 1. IC-Portrait achieves the highest cosine similarity compared to baseline methods in all statistics.

Table 1. Metrics Comparison. We use cosine similarity of arcface [4] embeddings. The ground-truth (Upper Bound) is derived from the pair-wise similarity of different profiles of the same person in our experiment.

Method	Min	Max	Median	Mean
Upper Bound	0.504	0.828	0.655	0.658
PhotoMaker [13]	0.271	0.423	0.354	0.351
PhotoMaker v2 [13]	0.360	0.574	0.444	0.453
CustomDiffusion [11]	0.347	0.500	0.432	0.429
DreamBooth [21]	0.398	0.571	0.487	0.487
FlashFace [36]	0.383	0.649	0.464	0.479
IPA-FaceID [33]	0.377	0.649	0.469	0.480
Ours w/o annealing	0.466	0.663	0.550	0.553
Ours	<b>0.479</b>	<b>0.674</b>	<b>0.562</b>	<b>0.565</b>

IC-Portrait can achieve such excellent results because of its unique design and advanced techniques. The novel-view-synthesis nature helps to copy the identity and appearance of the profile image completely and thus precisely preserve the unique characteristics of the subject. By leveraging advanced 3D-aware novel-view synthesis techniques and understanding facial geometries, it can re-adjust the user’s profile photo to fit the pose of the style reference image in a highly accurate manner.

The baseline methods rely on rough representations such as ID embedding, and these fall short of capturing the fine details and nuances of the subject’s identity. They struggle to handle the complex variations in user images caused by makeup, lighting, and expressions, resulting in less accurate and less similar portraits than IC-Portrait. Additionally, the iterative dual condition inference process in IC-Portrait allows for a more refined transfer of the reference ID to the target image while maintaining the integrity of the lighting and other visual details, further enhancing the overall quality and ID similarity of the generated portraits.

Besides, the *Min* result of ground-truth (Upper Bound) (Tab. 1 row 1) is only around 0.5, which shows the great gap within the profiles of the same person. This statistic strengthens the main motivation of IC-Portrait-the profile diversity problem.

#### 4.4. Handling Multiple Subjects

In the context of multiple people settings, IC-Portrait demonstrates its versatility. As seen in Fig. 10, our method processes multiple faces in a sequential manner. This sequential processing mechanism ensures that each individual’s identity is accurately captured and integrated within the group portrait. Since the processing of each face is completely separate, we solve the ID mixing problem completely. FastComposer [31] and UniPortrait [8] try to use attention localization/routing method to determine the region of attention influence but still have difficulty in completely maintaining individual identity. This capability makes IC-Portrait highly suitable for applications involving group portraits or scenes with multiple subjects.

#### 4.5. Ablation Study

We show the pixel sampling ratio ablation in Fig. 7. As the core motivation in IC-Portrait, we formulate our idea from MAE [9]. The more dense the sampling, the more clearly we can observe that the shading aligns better with the original style reference. By presenting the zoom-in results of the face region for comparison, it becomes evident that with a denser sampling ratio, elements such as skin color, especially in the highlighted areas, match the style reference more closely.

We also show that without our annealed feature aggregation, the identity-preserving is not as good as our full model as in Tab. 1.

### 5. Conclusion

IC-Portrait presents a novel approach to personalized portrait generation, adeptly handling the challenges of diverse user-profiles and varied lighting conditions by decomposing the task into **lighting-aware stitching** and **view-consistent adaptation**. By leveraging a masked autoencoding technique and a synthetic multi-view dataset, the frame-




Figure 7. Higher sampling ratios result in improved shading alignment with the style reference (left), as seen in the highlighted areas of the zoom-in results, but may introduce a trade-off with generation stability.

work learns in-context correspondence that allows it to accurately transfer both identity and stylistic elements from reference images, resulting in high-fidelity portraits that are both view-consistent and responsive to diverse lighting scenarios. Extensive evaluations demonstrate that IC-Portrait outperforms existing state-of-the-art methods in terms of identity preservation and visual quality, highlighting its potential for various applications in digital content creation, virtual avatars, and beyond, while also paving the way for future research into more explicit semantic matching and enhanced novel-view synthesis.

### References

- [1] Eric R. Chan, Connor Z. Lin, Matthew A. Chan, Koki Nagano, Boxiao Pan, Shalini De Mello, Orazio Gallo, Leonidas J. Guibas, Jonathan Tremblay, Sameh Khamis, Tero Karras, and Gordon Wetzstein. Efficient geometry-aware 3d generative adversarial networks. In *CVPR*, pages 16102–16112. IEEE, 2022. 2, 4, 6
- [2] Renwang Chen, Xuanhong Chen, Bingbing Ni, and Yanhao Ge. Simswap: An efficient framework for high fidelity face swapping. In *ACM Multimedia*, pages 2003–2011. ACM, 2020. 3
- [3] Seokju Cho, Sunghwan Hong, Sangryul Jeon, Yunsung Lee, Kwanghoon Sohn, and Seungryong Kim. Cats: Cost aggregation transformers for visual correspondence. In *NeurIPS*, pages 9011–9023, 2021. 5
- [4] Jiankang Deng, Jia Guo, Jing Yang, Niannan Xue, Irene Kotisia, and Stefanos Zafeiriou. Arcface: Additive angular margin loss for deep face recognition. *IEEE Trans. Pattern Anal. Mach. Intell.*, 44(10):5962–5979, 2022. 3, 7
- [5] Carl Doersch. Tutorial on variational autoencoders. *CoRR*, abs/1606.05908, 2016. 3
- [6] Bernhard Egger, William A. P. Smith, Ayush Tewari, Stefanie Wuhler, Michael Zollhöfer, Thabo Beeler, Florian Bernard, Timo Bolkart, Adam Kortylewski, Sami Romdhani, Christian Theobalt, Volker Blanz, and Thomas Vetter. 3d morphable face models - past, present, and future. *ACM Trans. Graph.*, 39(5):157:1–157:38, 2020. 3
- [7] Yuming Gu, Hongyi Xu, You Xie, Guoxian Song, Yichun Shi, Di Chang, Jing Yang, and Linjie Luo. Diffportrait3d: Controllable diffusion for zero-shot portrait view synthesis. In *CVPR*, pages 10456–10465. IEEE, 2024. 4



- [8] Junjie He, Yifeng Geng, and Liefeng Bo. Uniportrait: A unified framework for identity-preserving single- and multi-human image personalization. *CoRR*, abs/2408.05939, 2024. 8
- [9] Kaiming He, Xinlei Chen, Saining Xie, Yanghao Li, Piotr Dollár, and Ross B. Girshick. Masked autoencoders are scalable vision learners. In *CVPR*, pages 15979–15988. IEEE, 2022. 2, 4, 8
- [10] Edward J. Hu, Yelong Shen, Phillip Wallis, Zeyuan Allen-Zhu, Yuanzhi Li, Shean Wang, Lu Wang, and Weizhu Chen. Lora: Low-rank adaptation of large language models. In *ICLR*. OpenReview.net, 2022. 3
- [11] Nupur Kumari, Bingliang Zhang, Richard Zhang, Eli Shechtman, and Jun-Yan Zhu. Multi-concept customization of text-to-image diffusion. In *CVPR*, pages 1931–1941. IEEE, 2023. 7
- [12] Lingzhi Li, Jianmin Bao, Hao Yang, Dong Chen, and Fang Wen. Faceshifter: Towards high fidelity and occlusion aware face swapping. *CoRR*, abs/1912.13457, 2019. 3
- [13] Zhen Li, Mingdeng Cao, Xintao Wang, Zhongang Qi, Ming-Ming Cheng, and Ying Shan. Photomaker: Customizing realistic human photos via stacked ID embedding. *CoRR*, abs/2312.04461, 2023. 2, 3, 7
- [14] Ben Mildenhall, Pratul P. Srinivasan, Matthew Tancik, Jonathan T. Barron, Ravi Ramamoorthi, and Ren Ng. Nerf: Representing scenes as neural radiance fields for view synthesis. In *ECCV (1)*, volume 12346 of *Lecture Notes in Computer Science*, pages 405–421. Springer, 2020. 3, 6
- [15] Jisu Nam, Heesu Kim, DongJae Lee, Siyoon Jin, Seungryong Kim, and Seunggyu Chang. Dreammatcher: Appearance matching self-attention for semantically-consistent text-to-image personalization. In *CVPR*, pages 8100–8110. IEEE, 2024. 5
- [16] Jisu Nam, Gyuseong Lee, Sunwoo Kim, Hyeonsu Kim, Hyounghwon Cho, Seyeon Kim, and Seungryong Kim. Diff-match: Diffusion model for dense matching. *arXiv preprint arXiv:2305.19094*, 2023. 5
- [17] Bohao Peng, Jian Wang, Yuechen Zhang, Wenbo Li, Ming-Chang Yang, and Jiaya Jia. Controlnext: Powerful and efficient control for image and video generation. *CoRR*, abs/2408.06070, 2024. 4
- [18] Dustin Podell, Zion English, Kyle Lacey, Andreas Blattmann, Tim Dockhorn, Jonas Müller, Joe Penna, and Robin Rombach. SDXL: improving latent diffusion models for high-resolution image synthesis. In *ICLR*. OpenReview.net, 2024. 2, 6
- [19] Alec Radford, Jong Wook Kim, Chris Hallacy, Aditya Ramesh, Gabriel Goh, Sandhini Agarwal, Girish Sastry, Amanda Askell, Pamela Mishkin, Jack Clark, Gretchen Krueger, and Ilya Sutskever. Learning transferable visual models from natural language supervision. In *ICML*, volume 139 of *Proceedings of Machine Learning Research*, pages 8748–8763. PMLR, 2021. 4, 6
- [20] Robin Rombach, Andreas Blattmann, Dominik Lorenz, Patrick Esser, and Björn Ommer. High-resolution image synthesis with latent diffusion models. In *CVPR*, pages 10674–10685. IEEE, 2022. 3, 5, 6, 7
- [21] Nataniel Ruiz, Yuanzhen Li, Varun Jampani, Yael Pritch, Michael Rubinstein, and Kfir Aberman. Dreambooth: Fine tuning text-to-image diffusion models for subject-driven generation. In *CVPR*, pages 22500–22510. IEEE, 2023. 2, 3, 6, 7
- [22] Deqing Sun, Stefan Roth, J. P. Lewis, and Michael J. Black. Learning optical flow. In *ECCV (3)*, volume 5304 of *Lecture Notes in Computer Science*, pages 83–97. Springer, 2008. 5
- [23] Alex Trevithick, Matthew A. Chan, Michael Stengel, Eric R. Chan, Chao Liu, Zhiding Yu, Sameh Khamis, Manmohan Chandraker, Ravi Ramamoorthi, and Koki Nagano. Real-time radiance fields for single-image portrait view synthesis. *ACM Trans. Graph.*, 42(4):135:1–135:15, 2023. 2, 4, 6
- [24] Prune Truong, Martin Danelljan, Luc Van Gool, and Radu Timofte. Gocor: Bringing globally optimized correspondence volumes into your neural network. In *NeurIPS*, 2020. 5
- [25] Prune Truong, Martin Danelljan, and Radu Timofte. Glunet: Global-local universal network for dense flow and correspondences. In *CVPR*, pages 6257–6267. Computer Vision Foundation / IEEE, 2020. 5
- [26] Prune Truong, Martin Danelljan, Radu Timofte, and Luc Van Gool. Pdc-net+: Enhanced probabilistic dense correspondence network. *IEEE Trans. Pattern Anal. Mach. Intell.*, 45(8):10247–10266, 2023. 5
- [27] Doris Y. Tsao and Margaret S. Livingstone. Mechanisms of face perception. *Annual Review of Neuroscience*, 31:411 – 437, 2008. 2
- [28] Qixun Wang, Xu Bai, Haofan Wang, Zekui Qin, and Anthony Chen. Instantid: Zero-shot identity-preserving generation in seconds. *CoRR*, abs/2401.07519, 2024. 2
- [29] Yuhan Wang, Xu Chen, Junwei Zhu, Wenqing Chu, Ying Tai, Chengjie Wang, Jilin Li, Yongjian Wu, Feiyue Huang, and Rongrong Ji. Hiface: 3d shape and semantic prior guided high fidelity face swapping. In *IJCAI*, pages 1136–1142. ijcai.org, 2021. 3
- [30] Ziheng Wu, Jiaqi Xu, Xinyi Zou, Kunzhe Huang, Xing Shi, and Jun Huang. Easyphoto: Your smart AI photo generator. *CoRR*, abs/2310.04672, 2023. 2
- [31] Guangxuan Xiao, Tianwei Yin, William T. Freeman, Frédo Durand, and Song Han. Fastcomposer: Tuning-free multi-subject image generation with localized attention. *CoRR*, abs/2305.10431, 2023. 3, 8
- [32] Han Yang, Sotiris Anagnostidis, Enis Simsar, and Thomas Hofmann. Megaportrait: Revisiting diffusion control for high-fidelity portrait generation. *arXiv preprint arXiv:2411.04357*, 2024. 2
- [33] Hu Ye, Jun Zhang, Sibor Liu, Xiao Han, and Wei Yang. Ip-adapt: Text compatible image prompt adapter for text-to-image diffusion models. *CoRR*, abs/2308.06721, 2023. 2, 3, 7
- [34] Ge Yuan, Xiaodong Cun, Yong Zhang, Maomao Li, Chenyang Qi, Xintao Wang, Ying Shan, and Huicheng Zheng. Inserting anybody in diffusion models via celeb basis. In *NeurIPS*, 2023. 3, 6
- [35] Lvmin Zhang, Anyi Rao, and Maneesh Agrawala. Adding conditional control to text-to-image diffusion models. In *ICCV*, pages 3813–3824. IEEE, 2023. 4, 6

- [36] Shilong Zhang, Lianghua Huang, Xi Chen, Yifei Zhang, Zhi-Fan Wu, Yutong Feng, Wei Wang, Yujun Shen, Yu Liu, and Ping Luo. Flashface: Human image personalization with high-fidelity identity preservation. *arXiv preprint arXiv:2403.17008*, 2024. 7
- [37] Yabo Zhang, Yuxiang Wei, Dongsheng Jiang, Xiaopeng Zhang, Wangmeng Zuo, and Qi Tian. Controlvideo: Training-free controllable text-to-video generation. In *ICLR*. OpenReview.net, 2024. 4



Figure 8. The synthetic multi-view dataset. We employ SDXL to generate human images by randomly selecting celebrity names. Then, we reproject the image into the latent space and generate multi-view images using EG3D.



Figure 9. We show the results of IC-Portrait under extreme lighting conditions.



Figure 10. Here we show the multi-person setting of IC-Portrait. IC-Portrait inherently supports multi-person setting by processing faces sequentially.