

UGMATHBENCH: A DIVERSE AND DYNAMIC BENCHMARK FOR UNDERGRADUATE-LEVEL MATHEMATICAL REASONING WITH LARGE LANGUAGE MODELS

Xin Xu*, Jiaxin Zhang*, Tianhao Chen*, Zitong Chao, Jishan Hu, Can Yang

Department of Mathematics
The Hong Kong University of Science and Technology
{xxuca, jzhangat, tchenbb, zchaoaa}@connect.ust.hk
{majhu, macyang}@ust.hk

ABSTRACT

Large Language Models (LLMs) have made significant strides in mathematical reasoning, underscoring the need for a comprehensive and fair evaluation of their capabilities. However, existing benchmarks often fall short, either lacking extensive coverage of undergraduate-level mathematical problems or probably suffering from test-set contamination. To address these issues, we introduce UGMATHBENCH, a diverse and dynamic benchmark specifically designed for evaluating undergraduate-level mathematical reasoning with LLMs. UGMATHBENCH comprises 5,062 problems across 16 subjects and 111 topics, featuring 10 distinct answer types. Each problem includes three randomized versions, with additional versions planned for release as leading open-source LLMs become saturated in UGMATHBENCH. Furthermore, we propose two key metrics: effective accuracy (EAcc), which measures the percentage of correctly solved problems across all three versions, and reasoning gap (Δ), which assesses reasoning robustness by calculating the difference between the average accuracy across all versions and EAcc. Our extensive evaluation of 23 leading LLMs reveals that the highest EAcc achieved is 56.3% by OpenAI-o1-mini, with large Δ values observed across different models. This highlights the need for future research aimed at developing "large reasoning models" with high EAcc and $\Delta = 0$. We anticipate that the release of UGMATHBENCH, along with its detailed evaluation codes, will serve as a valuable resource to advance the development of LLMs in solving mathematical problems.

1 INTRODUCTION

Mathematical reasoning and problem-solving are critical components of human intelligence, and the ability of machines to understand and address mathematical challenges is crucial for their deployment (Ahn et al., 2024; Liu et al., 2024; He et al., 2024a). Solving mathematical problems with machines has been a significant research topic in natural language processing since the 1960s (Bobrow et al., 1964), initially focusing on elementary math word problems (Patel et al., 2021; Wang et al., 2017; Ling et al., 2017; Welbl et al., 2017; Cobbe et al., 2021). With the advent of Large Language Models (LLMs) (Brown et al., 2020; Ouyang et al., 2022; OpenAI, 2023; Team et al., 2023; Anthropic, 2024), interest in using these advanced technologies to solve math problems has continued to grow. Researchers are exploring various approaches to improve the mathematical reasoning capabilities of LLMs, including prompting (Wei et al., 2022; Wang et al., 2022; Kojima et al., 2022; Zhang et al., 2023; Zheng et al., 2023), supervised fine-tuning (Yue et al., 2023; Yu et al., 2023; Gou et al., 2023; Li et al., 2024a; Tong et al., 2024; Yan et al., 2024), and continued pretraining (Lewkowycz et al., 2022; Shao et al., 2024; Azerbayev et al., 2023). Consequently, LLMs have become increasingly capable of solving complex mathematical problems (Hendrycks et al., 2021; Ahn et al., 2024).

* Equal contribution.

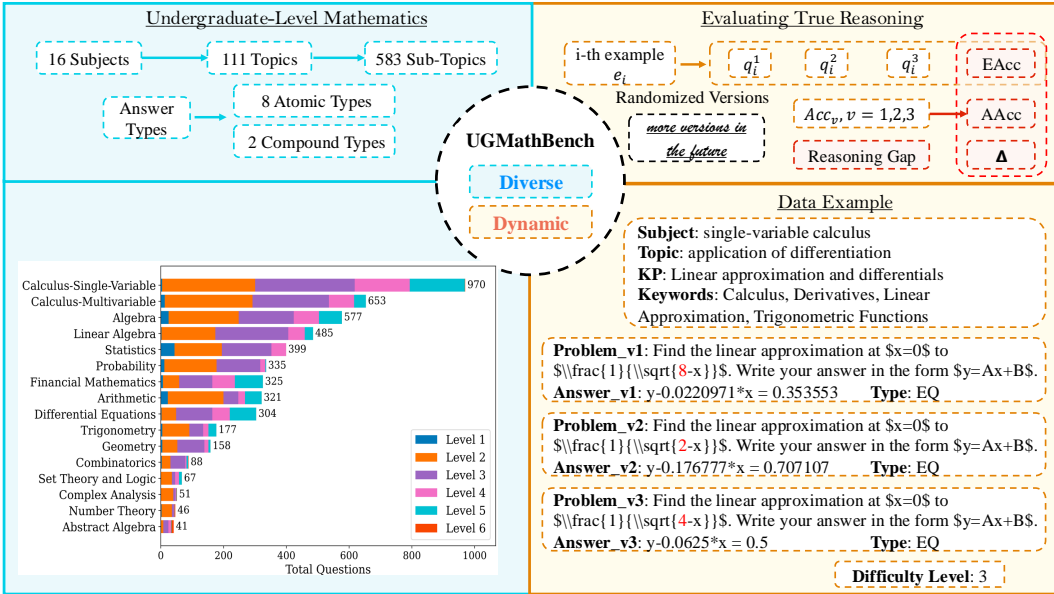


Figure 1: Overview of UGMathBench. UGMathBench is a diverse and dynamic benchmark specifically designed for evaluating undergraduate-level mathematics with LLMs, covering 16 distinct subjects and featuring 10 different answer types. Each problem contains three randomized versions, with EAcc and Δ rigorously assessing LLMs’ true reasoning skills.

With the rapid advancements in LLMs, evaluating their mathematical reasoning capabilities has become increasingly important. Although benchmarks such as GSM8K (Cobbe et al., 2021) and MATH (Hendrycks et al., 2021) are commonly used to assess these abilities, they are becoming insufficient due to rapid progress in model performance, as evidenced by accuracy exceeding 97% in GSM8K (Zhou et al., 2023) and 94.8% in MATH (OpenAI, 2024b). While more challenging benchmarks are being introduced (Tang et al., 2024; Liu et al., 2024), they often remain limited in size and scope regarding undergraduate-level mathematics, which is essential due to its breadth and complexity (see Table 1). Moreover, there are growing concerns about test set contamination in these static benchmarks (Srivastava et al., 2024; Zhang et al., 2024; Qian et al., 2024; White et al., 2024). Recent efforts Qian et al. (2024); Srivastava et al. (2024) have introduced dynamic benchmarks by functionalizing the original problems in GSM8K and MATH to generate randomized variations through variable disturbance. However, these initiatives primarily focus on elementary and competition-level mathematics (see Table 1). These limitations highlight the pressing need for a comprehensive and dynamic benchmark specifically designed to assess undergraduate-level mathematical reasoning.

In this paper, we present UGMathBench, a diverse and dynamic benchmark designed to evaluate the mathematical reasoning capabilities of LLMs across a wide range of undergraduate-level mathematical topics, as illustrated in Figure 1. We meticulously collect, clean, and format undergraduate-level mathematical problems from our online homework grading system (see Appendix B.1), resulting in a benchmark comprising 5,062 problems in 16 subjects, categorized into eight atomic answer types and two compound answer types. A key feature of UGMathBench is the inclusion of multiple randomized versions for each problem, which aids in assessing the true reasoning abilities of LLMs through the **Effective Accuracy** (EAcc) and reasoning gap (Δ) (see Section 3.3). EAcc represents the percentage of problems correctly solved across all versions, providing insights into intrinsic reasoning skills. It operates on the premise that a model capable of solving a problem through reasoning should also be able to solve all its variants under variable disturbance (Srivastava et al., 2024; Qian et al., 2024). The reasoning gap, Δ , is defined as the difference between the average accuracy across all versions and the EAcc, quantifying the robustness of reasoning when the original problems undergo slight modifications. These metrics help mitigate the impact of potential test set contamination (Deng et al., 2023; Dong et al., 2024; Golchin & Surdeanu, 2023; Roberts et al., 2023) and ensure a more rigorous

evaluation of LLMs’ mathematical reasoning abilities. These features are summarized more clearly in Figure 1 and Table 1.

We conducted an extensive evaluation of the leading LLMs, including proprietary models such as OpenAI-o1 (OpenAI, 2024b) and open-source models like LLaMA-3-Instruct (AI@Meta, 2024). Despite their advanced capabilities, the best EAcc achieved is 56.3% by OpenAI-o1 (OpenAI, 2024b) and all LLMs exhibit a large reasoning gap. These results highlight the considerable challenges that UGMathBench presents to current LLMs in terms of mathematical reasoning, underscoring the need for future research focused on developing "large reasoning models" characterized by high EAcc and a reasoning gap $\Delta = 0$. To summarize our key findings:

- Even LLMs with the most advanced reasoning ability, OpenAI-o1-mini, achieves a 56.30% EAcc on UGMathBench, much lower on other text-only mathematical benchmarks.
- All LLMs evaluated exhibit high reasoning gap with Robustness Efficiency (RE, the ratio between Δ and EAcc) ranging from 20.78% to 196.6%, pinpointing the inconsistencies of current LLMs in solving problems with variable disturbance.
- There remains a significant discrepancy among closed-source LLMs and open-source LLMs (even specialized mathematical LLMs). Among open-source LLMs, only Qwen-2-Math-72B-Instruct and Mistral-Large-Instruct have comparable performance with GPT-4o.
- The average EAcc varies by subject, with Arithmetic scoring 62.8%. In contrast, Abstract Algebra, Differential Equations, and Financial Mathematics have average EAccs of less than 10%.
- An error analysis of OpenAI-o1-mini’s performance reveals that calculation errors are a major concern. Even the same problem presented in different randomized versions can lead to varying types of errors.

Dataset	Level	#Types	#Subjects	Dynamic	#Test	#College
GSM8K	Elementary	1	-	✗	1,319	0
MATH	Competition	3	7	✗	5,000	0
MMLU-Math	All	1	-	✗	844	116
TAL-SCQ	K12 Math	1	-	✗	1,496	0
AGIEval-SAT-Math	High School	2	-	✗	102	0
AGIEval-Math	Competition	2	-	✗	938	0
CollegeMath	College	3	7	✗	2,818	2,818
MathBench	All	1	5	✗	1,781	466
GSM1K	Elementary	1	-	✓	1,250	0
FN-EVAL	Competition	3	7	✓	2,060	0
VarBench-Math	Elementary	1	-	✓	1,319	0
LiveBench-Math	Competition	2	-	✓	232	0
UGMathBench	College	10	16	✓	5,062	5,062

Table 1: Comparison of various benchmarks. "#Types" indicates the number of answer types in the dataset. "#Subjects" specifies the number of mathematical subjects covered. "Dynamic" denotes whether the dataset is dynamic or static. "#Test" shows the number of test examples in the dataset, while "#College" refers to the number of test examples at the college level.

2 RELATED WORK

Mathematical Benchmarks. Mathematical reasoning is increasingly vital for assessing the fundamental reasoning capabilities of LLMs (Ahn et al., 2024). Several math-related datasets have been proposed in this area (Koncel-Kedziorski et al., 2016; Amini et al., 2019; Hendrycks et al., 2020; Cobbe et al., 2021; Hendrycks et al., 2021; Chen et al., 2022). Among these, GSM8K (Cobbe et al., 2021) and MATH (Hendrycks et al., 2021) are the most representative datasets for elementary and high school-level math reasoning, respectively. However, as modern LLMs become increasingly powerful, these benchmarks lack sufficient challenge for latest LLMs. Notably, o1 (OpenAI, 2024b) achieves 94.8% accuracy on MATH, which was previously considered highly complex. To better

assess the mathematical reasoning abilities of current LLMs, some researchers create variants of existing benchmarks (Shi et al., 2023; Chen et al., 2024; Li et al., 2024b; Xu et al., 2024b), while others propose new, more challenging math reasoning benchmarks (Chen et al., 2023; Wang et al., 2023; Collins et al., 2024; Tang et al., 2024; Liu et al., 2024; Wang et al., 2024). CollegeMath (Tang et al., 2024) covers several college-level mathematics subjects with limited answer types. In contrast, our UGMATHBENCH encompasses a broader range of subjects, answer types, and test examples. In addition, there are also several cross-modality math-related datasets (Chen et al., 2021; Lu et al., 2023; Xu et al., 2024a; Yue et al., 2024a; He et al., 2024b;a; Huang et al., 2024; Yue et al., 2024b).

Dynamic Benchmarks for Mathematical Reasoning. Test set contamination, wherein benchmark test data appear in a newer model’s training set, significantly challenges fair LLM evaluation by artificially inflating performance (Deng et al., 2023; Dong et al., 2024; Golchin & Surdeanu, 2023; Roberts et al., 2023). Since pretraining data often involve large corpora scraped from the Internet, any static benchmark risks data contamination (Zhang et al., 2024; Qian et al., 2024). To mitigate this, recent benchmarks maintain private test sets (Zhang et al., 2024; Huang et al., 2024), requiring anyone who wishes to evaluate their models to submit predictions for centralized processing before publishing results on their leaderboards. However, this process can be inefficient and lacks transparency for error analysis (Qian et al., 2024). An alternative is releasing dynamic benchmarks that are periodically updated (Srivastava et al., 2024; Qian et al., 2024; White et al., 2024). For example, Srivastava et al. (2024) have functionalized a subset of the MATH dataset to regenerate new versions of the test set by reassigning variable values. In this vein, our UGMATHBENCH is a dynamic benchmark featuring different sampled values for variables by setting distinct random seeds. Currently, we release three snapshots for each question in UGMATHBENCH and plan to release new versions if leading open-source LLMs reach accuracy saturation.

3 THE UGMATHBENCH BENCHMARK

3.1 UGMATHBENCH OVERVIEW

We introduce the UGMATHBENCH, a dynamic undergraduate-level mathematical reasoning benchmark designed to thoroughly and robustly assess the mathematical reasoning ability of LLMs. UGMATHBENCH enables fair evaluation through randomized versions of single problems. Unlike GSM1K (Zhang et al., 2024), our test set labels are publicly available, facilitating efficient evaluation and effective error analysis. UGMATHBENCH covers fifteen core subject areas in undergraduate-level mathematics, including single-variable calculus, multivariable calculus, differential equations, probability, and more, encompassing a total of 111 specific topics (details in Appendix A.2). UGMATHBENCH comprises a set of 5,062 problems in 3 different randomized snapshots with 10 different answer types (see Appendix A.3). These answer types range from atomic types (e.g., numerical value, expression) to compound types (e.g., multiple answers in ordered or unordered lists), setting UGMATHBENCH apart from many other math-related benchmarks that focus primarily on a single answer with an atomic type. We randomly select 100 problems to examine student performance using our grading system’s records, with each problem being completed by varying numbers of students ranging from 99 to 1,537. The average accuracy on the first attempt is 56.5%, while the average accuracy on the final attempt increased to 96.1%.

Statistic	Number
Total Problems	5562
Number of Versions	x 3
Total Subjects/topics	16/111
Total Answer Types	10
Total Difficulty Level	6
Average Problem Tokens	122.63
Average Number of Answers	2.77

Table 2: Benchmark Statistics

3.2 UGMATHBENCH CREATION

Our UGMATHBENCH creation process has three distinct phases: data collection, data cleaning & deduplication, and answer type annotation.

Data Collection. The dataset for UGMATHBENCH is carefully compiled from the online grading system of our institute’s undergraduate courses (see Appendix B.1). All problems in our system are generated by programs that specify particular variable values to ensure correctness and maintain the same solution (see Appendix A.1). We gather all mathematics-related problems, resulting in 16 subjects and 111 topics in total. To prevent student cheating, our grading system offers randomized versions of most problems (see Figure 1), similar to the variable disturbance approach in Qian et al.

(2024). To create a dynamic benchmark, we exclude static problems without randomized versions, as well as those containing images, ensuring a text-only reasoning benchmark. The collected problems are originally in HTML format.

Data Cleaning and Deduplication. After collecting problems in the HTML format, we utilize the `bs4`¹ and `re`² Python packages to convert them into LaTeX. Since no conversion process is flawless, we manually verify the converted LaTeX files against the original HTML files. The latex files are then further organized into the format shown in Figure 1. After converting and cleaning all the problems, we perform deduplication within each subject based on embeddings generated by `text-embedding-ada-002` to remove duplicated problems (see Appendix B.2). The thresholds and the number of questions that are filtered out are given in Table 10.

Answer Type Annotation. Meta-information (e.g. subject, topic, subtopic, difficulty level as shown in Figure 1) is stored in our grading system and is easily extracted along with the LaTeX files. The primary task is determining the answer types. Problems requiring definitive responses are largely categorized into two main classes: atomic and compound. Questions with a single required answer fall into the atomic type, while questions with multiple answers are classified as compound, represented by a list of atomic answers separated by commas. The atomic type can be further classified into eight types, and the compound answer lists can be either ordered or unordered, with each atomic answer fitting one of the aforementioned eight types. Simple examples of each type are provided in Table 3, and detailed definitions are available in Appendix A.3.

Type	Example
Numerical Value	$\pi/4$
Expression	$x^2 + 1$
Equation	$x^2 + y^2 = 1$
Interval	$(-\infty, -1]$
True/False	Yes
MC with single answer	A
MC with multiple answers	ACF
Open-Ended	$h(1-x)$

Table 3: Examples of eight atomic answer types.

3.3 EVALUATION METRICS

We denote the set of test examples in UGMATHBench by \mathcal{D} with a specific test example denoted as e_i , where i represents the index of the example. Each example e_i consists of questions presented in different randomized versions: $q_i^1, q_i^2, \dots, q_i^V$, where V is the total number of versions³. The corresponding ground-truth answers for these versions $q_i^1, q_i^2, \dots, q_i^V$ are denoted by $a_i^1, a_i^2, \dots, a_i^V$. The answer generated by an LLM \mathcal{M} for a specific version of the question in the i -th test example is denoted by $\mathcal{M}(q_i^v)$. Inspired by Srivastava et al. (2024), we define the following metrics to evaluate the true mathematical reasoning ability of LLM \mathcal{M} in UGMATHBench.

Accuracy of Version v Acc_v is defined as the average accuracy of model \mathcal{M} on the set of questions with version v in \mathcal{D} :

$$\text{Acc}_v = \frac{\sum_{i=1}^{|\mathcal{D}|} \mathbb{I}[\mathcal{M}(q_i^v) = a_i^v]}{|\mathcal{D}|},$$

where \mathbb{I} is an indicator function and $|\mathcal{D}|$ denotes the number of examples in UGMATHBench. It assesses the performance of an LLM on the specific version v from UGMATHBench.

Average Accuracy AAcc is defined as the mean of all Acc_v :

$$\text{AAcc} = \frac{\sum_{v=1}^V \text{Acc}_v}{V}.$$

This metric evaluates the performance across all versions of the questions.

Effective Accuracy EAcc is defined as the accuracy in solving a test example e_i across all its V versions:

$$\text{EAcc} = \frac{\sum_{i=1}^{|\mathcal{D}|} \mathbb{I}[\mathcal{M}(q_i^v) = a_i^v, \forall v \in \{1, 2, \dots, V\}]}{|\mathcal{D}|}.$$

If a model is able to solve a test case using proper reasoning, it should correctly solve this problem for all randomized versions. Thus, effective accuracy measures the fraction of test cases correctly solved across all versions V . It measures true reasoning of test cases in UGMATHBench.

¹<https://pypi.org/project/beautifulsoup4/>

²<https://docs.python.org/3/library/re.html>

³Currently, $V=3$ and we plan to release more versions in the future.

Reasoning Gap Δ is defined as the percentage decrease between AAcc and EAcc. It provides a measure of the robustness of reasoning, with $\Delta = 0$ being true reasoning with high robustness.

Robustness Efficiency (RE) is defined as the ratio of the Reasoning Gap (Δ) to the EAcc, expressed as $RE = \Delta/EAcc$. This metric evaluates the extent of the reasoning gap relative to the model’s effective reasoning ability (i.e., EAcc). RE captures robustness by taking the effectiveness of mathematical reasoning into account, with lower values indicating superior performance in adapting to variations across different versions of problems in UGMATHBench. Achieving a higher EAcc and a lower Δ results in a more favorable (lower) RE, reflecting improved robustness relative to "true" reasoning ability of LLMs.

4 EXPERIMENTS

4.1 EXPERIMENTAL SETUP

Evaluated LLMs. Our evaluation covers 23 leading LLMs, including closed-source commercial LLMs and open-source LLMs. Based on our UGMATHBench, we provide a thorough evaluation of the mathematical reasoning capabilities of current LLMs. The evaluated LLMs are listed below:

- For proprietary LLMs, we select OpenAI-o1-mini (OpenAI, 2024b), GPT4o (OpenAI, 2024a), GPT4o-mini (OpenAI, 2024a), and Claude-3-Opus (Anthropic, 2024).
- For open-source general-purpose LLMs, we evaluated the LLaMA-3-Instruct series (8B, 70B) (AI@Meta, 2024), Qwen2-Instruct (7B, 72B)(Yang et al., 2024a), Yi-1.5-Chat (6B, 9B, 34B) (AI et al., 2024), Mistral-7B-Instruct (Jiang et al., 2023), Mistral-Nemo-Instruct-2407 (Mistral, 2024c), Mistral-Small-Instruct-2409 (Mistral, 2024d), Mistral-Large-Instruct-2407 (Mistral, 2024b), DeepSeek-MOE-16B-Chat (Dai et al., 2024), and DeepSeek-V2-Lite-Chat (DeepSeek-AI, 2024).
- We also include some specialized math LLMs: DeepSeekMath-7B (-RL, -Instruct) (Shao et al., 2024), Qwen2-Math (7B, 72B)(Yang et al., 2024b), Mathstral-7B (Mistral, 2023), and NuminaMath-7B-CoT (Beeching et al., 2024).

Details of these LLMs are provided in Appendix C.1.

Evaluation Settings. We employ Acc_v to evaluate the average performance of version v , AAcc to measure the average performance across all versions, EAcc to quantify true reasoning, and reasoning gap Δ to assess the robustness of reasoning (see Section 3.3). To remove the effect of sensitivity of few-shot prompts (Lu et al., 2021; Ma et al., 2023), all our experiments use zero-shot prompts, tailored to different answer types for better answer extraction and rule-based matching. Detailed prompts are given in Appendix C.2. We use vLLM⁴ to speed up the evaluation process. To maintain consistency in evaluations and facilitate reproduction, we set the maximum output length to 2,048 tokens and employ a greedy decoding strategy with temperature 0.

4.2 MAIN RESULTS

The overall experiment results are shown in table 4. We have the following key observations:

UGMATHBench is a challenging benchmark for evaluating the mathematical reasoning capabilities of LLMs. Even LLMs with the most advanced reasoning abilities, OpenAI-o1 (mini version), achieve only 56.3% EAcc on UGMATHBench, while most open-source LLMs, including most specialized mathematical models, struggle to reach a 30% EAcc. Compared to commonly used mathematics benchmarks like MATH (Hendrycks et al., 2021), UGMATHBench proves to be more challenging. For instance, OpenAI-o1-mini achieves 90% on MATH (v.s. 56.3% on UGMATHBench).

Even leading LLMs still have inconsistencies when solving problems with multiple versions. LLMs with an AAcc greater than 20% display a reasoning gap Δ exceeding (or near) 10%. All LLMs demonstrate extremely high RE on UGMATHBench, with values ranging from 20.78% to 196.6%. Among the five models with the lowest RE, three of them are from OpenAI (OpenAI-o1-mini: 20.78%; GPT-4o: 20.89%; Mistral-Large-Instruct: 24.36%; Qwen2-Math-72B-Instruct: 24.39%;

⁴<https://github.com/vllm-project/vllm>

Models	Acc ₁	Acc ₂	Acc ₃	AAcc	EAcc	Δ	RE
<i>Closed-source LLMs</i>							
OpenAI-o1-mini-2024-09-12	68.02	67.95	68.04	68.00	56.30	11.70	20.78
GPT-4o-2024-08-06	59.92	60.79	60.41	60.37	49.94	10.43	20.89
GPT-4o-mini-2024-07-18	51.58	53.14	52.61	52.44	41.01	11.43	27.87
Claude-3-Opus-20240229	48.62	50.32	49.47	49.47	37.00	12.47	33.69
<i>Open-source Chat LLMs</i>							
Yi-1.5-6B-Chat	25.33	26.83	26.59	26.25	15.23	11.02	72.33
Mistral-7B-Instruct	10.19	11.16	10.33	10.56	4.44	<u>6.12</u>	137.6
Qwen2-7B-Instruct	<u>35.60</u>	<u>37.30</u>	<u>36.23</u>	<u>36.38</u>	<u>25.15</u>	<u>11.23</u>	<u>44.65</u>
LLaMA3-8B-Instruct	16.00	17.01	16.63	16.55	8.91	7.64	85.74
Yi-1.5-9B-Chat	33.72	34.29	34.85	34.29	21.12	13.17	62.36
Mistral-Nemo-Instruct-2407	24.53	25.62	25.09	25.08	15.43	9.65	62.57
DeepSeek-MOE-16B-Chat	5.59	5.85	5.97	5.80	1.96	3.85	196.6
DeepSeek-V2-Lite-Chat	12.82	13.67	12.76	13.08	5.69	7.39	130.0
Mistral-Small-Instruct-2409	<u>40.10</u>	<u>40.52</u>	<u>40.04</u>	<u>40.22</u>	<u>28.84</u>	<u>11.38</u>	<u>39.45</u>
Yi-1.5-34B-Chat	37.08	38.11	37.65	37.61	24.34	13.28	54.55
LLaMA3-70B-Instruct	33.25	34.35	33.27	33.62	23.27	<u>10.35</u>	44.48
Qwen2-72B-Instruct	47.49	48.56	47.23	47.76	35.78	11.98	33.50
Mistral-Large-Instruct-2407	<u>55.91</u>	<u>56.16</u>	<u>55.97</u>	<u>56.01</u>	<u>45.04</u>	<u>10.97</u>	<u>24.36</u>
<i>Specialized Mathematical LLMs</i>							
DeepSeek-Math-7B-Instruct	23.61	24.87	23.19	23.89	13.61	10.28	75.52
DeepSeek-Math-7B-RL	28.66	29.97	28.94	29.19	19.24	9.95	51.71
NuminaMath-7B-CoT	29.32	30.07	30.01	29.80	18.81	10.99	58.44
Mathstral-7B-v0.1	28.57	28.47	28.51	28.51	17.94	10.58	58.96
Qwen2-Math-7B-Instruct	43.01	44.13	44.05	43.73	32.46	11.27	34.73
Qwen2-Math-72B-Instruct	56.95	57.05	57.09	57.03	45.85	11.18	24.39

Table 4: **Main Results on UGMATHBENCH** (all figures are in %). Models are classified into three categories according to their purpose and origin. The best results within each column are **bolded** and the best results of open-source Chat LLMs within a similar parameter size group are underlined.

GPT-4o-mini: 27.87%). These results pinpoint the limitations of current LLMs and urge us to develop more "large reasoning models" with high EAcc and $\Delta = 0$.

There remains a significant discrepancy between closed-source models and open-source LLMs. OpenAI-o1-mini achieves the best results across Acc_i , $i = 1, 2, 3$, as well as in AAcc and EAcc. However, the most powerful open-source LLM evaluated, Qwen2-Math-72B-Instruct, still falls short: it shows a 10.97% lower AAcc and a 10.45% lower EAcc compared to OpenAI-o1-mini. The best-performing open-source chat model is Mistral-Large-Instruct-2407, which ranks second among all open-source LLMs. Only 2 out of 19 open-source LLMs exceed GPT-4o-mini in terms of EAcc, and only 3 out of 19 have an EAcc comparable to Claude-3-Opus. Additionally, more than half of the open-source LLMs (10 out of 19) have an EAcc smaller than 20%.

5 ANALYSIS

In this section, we conduct an in-depth analysis of the performance of the 23 LLMs evaluated on UGMATHBENCH by investigating the following research questions:

- What is the relationship between EAcc and Acc_v ? (Section 5.1)
- How do model size and model series influence performance on UGMATHBENCH? (Section 5.2)
- How do LLMs perform across different subjects, difficulty levels, and, different topics on UGMATHBENCH? (Section 5.3)
- What are the typical response errors made by the best-performing LLM (OpenAI-o1-mini), and how are they distributed? (Section 5.4)

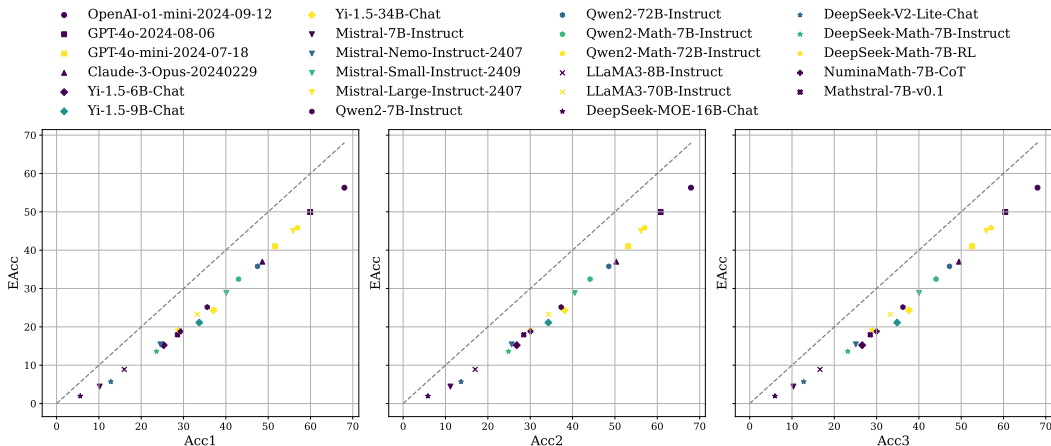


Figure 2: EAcc v.s. Acc_v on UGMathBench.

5.1 RELATIONSHIP BETWEEN EACC AND Acc_v

To investigate the relationship between EAcc and Acc_v , scatter plots of EAcc against each Acc_v are shown in Figure 2. From Figure 2, we have the following conclusions:

All LLMs fall below the diagonal lines. Each LLM evaluated is represented as a point in the subfigures of Figure 2, plotted on the axes of (Acc_v , EAcc). Although LLMs exhibit small variations in accuracy across different versions, they consistently demonstrate a lower EAcc than Acc_v , which suggests that the accuracy of individual versions is insufficient for assessing the reasoning capabilities of LLMs. By considering EAcc alongside accuracy, we can gain a better understanding of how LLMs perform when solving problems that have different randomized versions. The discrepancy between EAcc and Acc_v highlights a new inconsistency mode (Ahn et al., 2024) of current LLMs: they may become inconsistent in their answers when the problem is slightly altered.

There is an apparent trend that a high EAcc consistently leads to a high Acc_v . A model with high EAcc is more effective in handling variable disturbances, resulting in high accuracy for each version. However, as EAcc becomes increasingly large, the difference between Acc_v and EAcc tends to increase until it stabilizes around 10%.

5.2 THE EFFECT OF MODEL SIZE AND MODEL SERIES

Figure 3 has shown how EAcc and 2-RE changes with the parameter size for the 23 LLMs evaluated. We can observe that:

LLMs within the same series have shown steady improvement as the parameter size increases. When the model size increases from 7B to around 100B, EAcc substantially improve and RE steadily decrease for Qwen-Chat, Qwen-Math, Mistral, Deepseek-Chat, LLaMA-3-Instruct, and Yi-Chat series, indicating a steady improvement in performance in effectiveness and robustness of mathematical reasoning.

Specialized mathematical LLMs typically outperform their general-purpose counterparts. For example, the Qwen2-Math series achieves significantly higher EAcc and lower RE than its general-purpose chat LLMs with the same model size. Among all 7B specialized mathematical LLMs, Qwen2-Math-7B-Instruct ranks first surpassing DeepSeek-Math-RL (second best) by a large margin.

5.3 PERFORMANCE ACROSS DIFFERENT SUBJECTS AND DIFFICULTY LEVELS

Figure 4a shows the average EAcc of different models in each subject. Figure 4b shows the averaged EAcc of all subjects with respect to different levels of difficulty. The detailed performances across different subjects and topics for each model can be found in Appendix D and F.

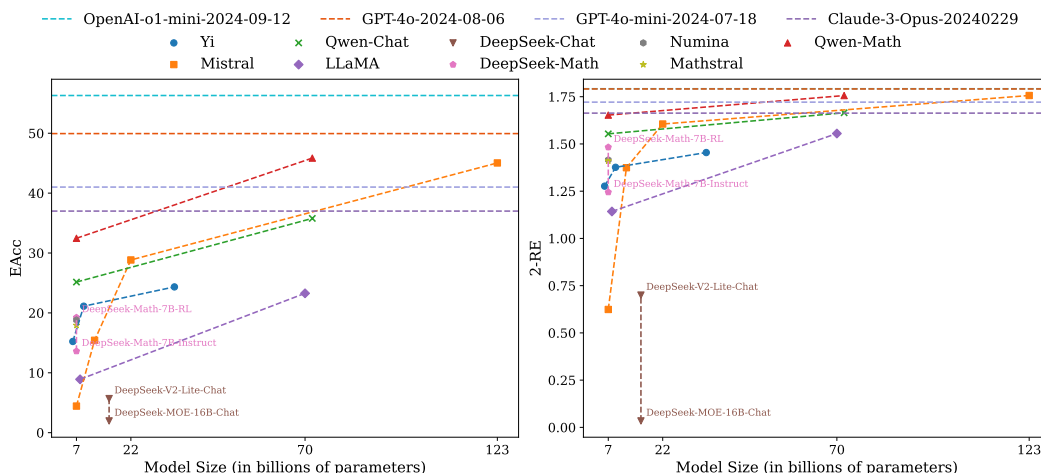
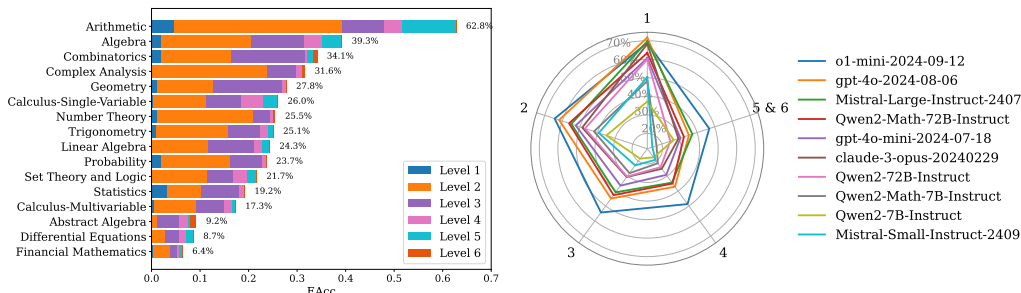


Figure 3: Left: EAcc v.s. Model Size. Right: 2-RE v.s. Model Size. The comparison chart of performance versus performance (EAcc and RE) on UGMATHBench for all LLMs evaluated, with models from the same series connected by lines of the same color. The horizontal dotted lines represent the score of close-source LLMs.

The average EAcc varies across different subjects. LLMs are effective at solving Arithmetic problems, achieving 62.8% EAcc. In addition to Arithmetic, LLMs are also adept at Algebra, Combinatorics, and Complex Analysis (over 30% average EAcc). The three least effective areas are Abstract Algebra, Differential Equations, and Financial Mathematics, which typically require challenging domain knowledge (less than 10% average EAcc).

In general, the averaged EAcc decreases as the level increases. OpenAI’s o1-mini is the strongest among all models and wins by a larger margin as the level increases. Mistral-Large/Small-Instruct and Qwen2 series are the most competitive open-source models on our benchmark, with EAcc comparable to leading commercial models such as GPT-4o. However, as the level of difficulty increases, they still lag behind GPT-4o, suggesting the gap between the leading open-source LLMs and proprietary LLMs in solving difficult math problems.



(a) EAcc across subjects

(b) EAcc across levels

Figure 4: Relationship between EAcc, subject, and level of difficulty. (a) EAcc of different subjects, averaged across all models. Each bar consists of several segments with colors indicating their corresponding difficulty level. Notice that the length of each color segment only indicates its proportion within all problems of all levels within that subject, and is not comparable between levels or subjects. (b) EAcc of different levels, averaged across all subjects. Only models with top-10 EAcc are included for brevity. Levels 5 and 6 are combined since level 6 has few samples.

5.4 ERROR ANALYSIS

We perform a comprehensive error analysis on OpenAI-o1-mini by randomly selecting 100 problems, each having at least one incorrectly solved version (yielding a total of 300 versions). As shown in Figure 5a, there are 231 incorrect versions, and OpenAI-o1-mini failed to solve 56% of the problems across all versions. We then categorize these errors into six types, as illustrated in Figure 5b. Calculation errors, including both numerical and expression errors, represent the largest category, with several examples provided in Appendix E. We find that OpenAI-o1-mini tends to streamline its outputs to avoid generating too long responses, sometimes leading to erroneous results. Additionally, we encounter some "bad questions" that primarily arise due to overly complex structures (e.g. containing long tables) or inadequately described (e.g. undefined variables in previous problems). This is because our homework grading system (see Appendix B.1) is designed for students with a user-friendly interface, and some problems may not be suitable for LLM to solve. In our sample of 300 versions, 19 were identified as "bad problems," giving us an estimated occurrence of approximately 2.7% in our UGMathBench. These problems do not impact our main claims, as no LLMs are able to solve these "bad questions." We will refine these types of problems to make them more suitable for LLM evaluation in the future. No answer cleaning process is perfect, and improved evaluation codes continue to be released in MATH (Hendrycks et al., 2021). We will also actively update our evaluation repository to improve its quality.

Notably, we have found that even when OpenAI-o1-mini solves a problem incorrectly among all its randomized versions, the error types can be different. As shown in Figure 5a, there are around 16.1% such inconsistent errors among the 100 problems sampled.

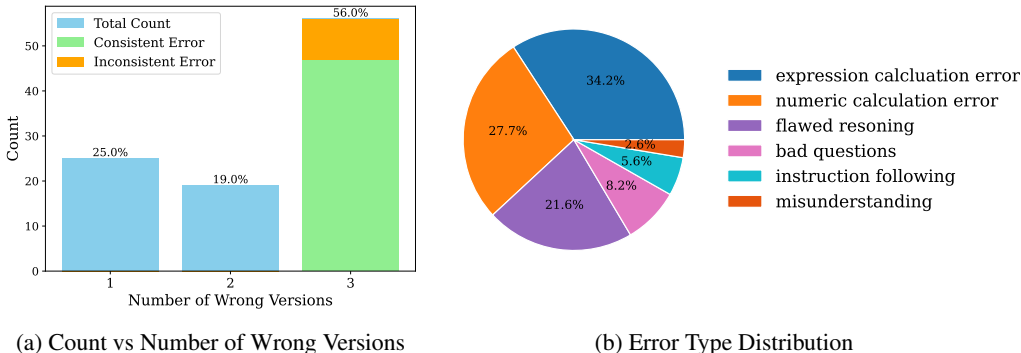


Figure 5: Error Analysis of OpenAI-o1-mini on UGMathBench.

5.5 FURTHER ANALYSIS

About Self-Improvement. To examine how LLMs perform with refinement on UGMathBench, we conducted experiments using Progressive-Hint Prompting (PHP) (Zheng et al., 2023) (see Appendix G). Detailed results can be found in Table 32 in Appendix G. Although PHP improves EAcc and AAcc for most LLMs, the enhancements are not significant, indicating considerable room for future development. The fine-grained results in Table 33 suggest that the impact of refinement for GPT-4o varies across different subjects. For instance, PHP improves GPT-4o’s performance in abstract algebra by 7.14%, yet reduces its performance in probability by 2.08% in terms of EAcc. Our UGMathBench serves as an excellent testing ground for future research into refinement methods for solving undergraduate-level mathematics with LLMs.

Reasoning Gap and Test Set Contamination. To explore how models specifically overfitting to a particular variation affect the reasoning gap, we mixed a portion of the test set from one version with MetaMathQA (Yu et al., 2023) and then conducted supervised fine-tuning (SFT) Llama-3-8B on this data. Details of the SFT process are provided in Appendix H, and the results are presented in Table 5. As the proportion of the test set included in the training data increases, the reasoning gap (Δ) also becomes more pronounced. This study serves as an initial investigation into test set

Proportion	5%	10%	15%	20%
Δ	3.43	3.80	4.50	4.64

Table 5: Effects of Overfitting.

contamination during the SFT stage. It’s worth noting that contamination at the pre-training stage is also a significant area of interest (Razeghi et al., 2022; Jiang et al., 2024).

6 CONCLUSION

Current mathematical benchmarks are often inadequate, lacking comprehensive coverage of undergraduate-level math problems or being susceptible to test-set contamination. To fill these gaps, we propose UGMATHBench, a diverse and dynamic benchmark for undergraduate-level mathematical reasoning. Our fine-grained analysis has pointed out the potential inconsistencies when LLMs encounter problems with slightly different versions. We hope that our UGMATHBench can contribute to future development of "true" reasoning LLMs.

ACKNOWLEDGMENTS

This work was partially supported by a grant from the Research Grants Council of the Hong Kong Special Administrative Region, China (Project Reference Number: AoE/E-601/24-N). We would like to thank all reviewers for their helpful suggestions in improving this paper.

REFERENCES

- Janice Ahn, Rishu Verma, Renze Lou, Di Liu, Rui Zhang, and Wenpeng Yin. Large language models for mathematical reasoning: Progresses and challenges. *ArXiv preprint*, abs/2402.00157, 2024. URL <https://arxiv.org/abs/2402.00157>.
01. AI, :, Alex Young, Bei Chen, Chao Li, Chengen Huang, Ge Zhang, Guanwei Zhang, Heng Li, Jiangcheng Zhu, Jianqun Chen, Jing Chang, Kaidong Yu, Peng Liu, Qiang Liu, Shawn Yue, Senbin Yang, Shiming Yang, Tao Yu, Wen Xie, Wenhao Huang, Xiaohui Hu, Xiaoyi Ren, Xinyao Niu, Pengcheng Nie, Yuchi Xu, Yudong Liu, Yue Wang, Yuxuan Cai, Zhenyu Gu, Zhiyuan Liu, and Zonghong Dai. Yi: Open foundation models by 01.ai, 2024.
- AI@Meta. Llama 3 model card. 2024. URL https://github.com/meta-llama/llama3/blob/main/MODEL_CARD.md.
- Aida Amini, Saadia Gabriel, Peter Lin, Rik Koncel-Kedziorski, Yejin Choi, and Hannaneh Hajishirzi. Mathqa: Towards interpretable math word problem solving with operation-based formalisms. *arXiv preprint arXiv:1905.13319*, 2019.
- Anthropic. Claude 3 family. <https://www.anthropic.com/news/claude-3-family>, 2024. Accessed: 2024-09-23.
- Zhangir Azerbayev, Hailey Schoelkopf, Keiran Paster, Marco Dos Santos, Stephen McAleer, Albert Q Jiang, Jia Deng, Stella Biderman, and Sean Welleck. Llemma: An open language model for mathematics. *ArXiv preprint*, abs/2310.10631, 2023. URL <https://arxiv.org/abs/2310.10631>.
- Edward Beeching, Shengyi Costa Huang, Albert Jiang, Jia Li, Benjamin Lipkin, Zihan Qina, Kashif Rasul, Ziju Shen, Roman Soletskyi, and Lewis Tunstall. NuminaMath 7B CoT. <https://huggingface.co/AI-MO/NuminaMath-7B-CoT>, 2024.
- Daniel Bobrow et al. Natural language input for a computer problem solving system. 1964.
- Tom B. Brown, Benjamin Mann, Nick Ryder, Melanie Subbiah, Jared Kaplan, Prafulla Dhariwal, Arvind Neelakantan, Pranav Shyam, Girish Sastry, Amanda Askell, Sandhini Agarwal, Ariel Herbert-Voss, Gretchen Krueger, Tom Henighan, Rewon Child, Aditya Ramesh, Daniel M. Ziegler, Jeffrey Wu, Clemens Winter, Christopher Hesse, Mark Chen, Eric Sigler, Mateusz Litwin, Scott Gray, Benjamin Chess, Jack Clark, Christopher Berner, Sam McCandlish, Alec Radford, Ilya Sutskever, and Dario Amodei. Language models are few-shot learners. In Hugo Larochelle, Marc’Aurelio Ranzato, Raia Hadsell, Maria-Florina Balcan, and Hsuan-Tien Lin (eds.), *Advances in Neural Information Processing Systems 33: Annual*

- Conference on Neural Information Processing Systems 2020, NeurIPS 2020, December 6-12, 2020, virtual*, 2020. URL <https://proceedings.neurips.cc/paper/2020/hash/1457c0d6bfc4967418bf8ac142f64a-Abstract.html>.
- Jiaqi Chen, Jianheng Tang, Jinghui Qin, Xiaodan Liang, Lingbo Liu, Eric P Xing, and Liang Lin. Geoqa: A geometric question answering benchmark towards multimodal numerical reasoning. *arXiv preprint arXiv:2105.14517*, 2021.
- Wenhu Chen, Xueguang Ma, Xinyi Wang, and William W Cohen. Program of thoughts prompting: Disentangling computation from reasoning for numerical reasoning tasks. *arXiv preprint arXiv:2211.12588*, 2022.
- Wenhu Chen, Ming Yin, Max Ku, Pan Lu, Yixin Wan, Xueguang Ma, Jianyu Xu, Xinyi Wang, and Tony Xia. Theoremqa: A theorem-driven question answering dataset. In *Proceedings of the 2023 Conference on Empirical Methods in Natural Language Processing*, pp. 7889–7901, 2023.
- Xinyun Chen, Ryan A Chi, Xuezhi Wang, and Denny Zhou. Premise order matters in reasoning with large language models. *arXiv preprint arXiv:2402.08939*, 2024.
- Karl Cobbe, Vineet Kosaraju, Mohammad Bavarian, Mark Chen, Heewoo Jun, Lukasz Kaiser, Matthias Plappert, Jerry Tworek, Jacob Hilton, Reiichiro Nakano, et al. Training verifiers to solve math word problems. *ArXiv preprint*, abs/2110.14168, 2021. URL <https://arxiv.org/abs/2110.14168>.
- Katherine M Collins, Albert Q Jiang, Simon Frieder, Lionel Wong, Miri Zilka, Umang Bhatt, Thomas Lukasiewicz, Yuhuai Wu, Joshua B Tenenbaum, William Hart, et al. Evaluating language models for mathematics through interactions. *Proceedings of the National Academy of Sciences*, 121(24): e2318124121, 2024.
- Damai Dai, Chengqi Deng, Chenggang Zhao, R. X. Xu, Huazuo Gao, Deli Chen, Jiashi Li, Wangding Zeng, Xingkai Yu, Y. Wu, Zhenda Xie, Y. K. Li, Panpan Huang, Fuli Luo, Chong Ruan, Zhifang Sui, and Wenfeng Liang. Deepseekmoe: Towards ultimate expert specialization in mixture-of-experts language models. *CoRR*, abs/2401.06066, 2024. URL <https://arxiv.org/abs/2401.06066>.
- DeepSeek-AI. Deepseek-v2: A strong, economical, and efficient mixture-of-experts language model, 2024.
- Chunyuan Deng, Yilun Zhao, Xiangru Tang, Mark Gerstein, and Arman Cohan. Investigating data contamination in modern benchmarks for large language models. *arXiv preprint arXiv:2311.09783*, 2023.
- Yihong Dong, Xue Jiang, Huanyu Liu, Zhi Jin, and Ge Li. Generalization or memorization: Data contamination and trustworthy evaluation for large language models. *arXiv preprint arXiv:2402.15938*, 2024.
- Shahriar Golchin and Mihai Surdeanu. Time travel in llms: Tracing data contamination in large language models. *arXiv preprint arXiv:2308.08493*, 2023.
- Zhibin Gou, Zhihong Shao, Yeyun Gong, Yujiu Yang, Minlie Huang, Nan Duan, Weizhu Chen, et al. Tora: A tool-integrated reasoning agent for mathematical problem solving. *ArXiv preprint*, abs/2309.17452, 2023. URL <https://arxiv.org/abs/2309.17452>.
- Chaoqun He, Renjie Luo, Yuzhuo Bai, Shengding Hu, Zhen Leng Thai, Junhao Shen, Jinyi Hu, Xu Han, Yujie Huang, Yuxiang Zhang, et al. Olympiadbench: A challenging benchmark for promoting agi with olympiad-level bilingual multimodal scientific problems. *arXiv preprint arXiv:2402.14008*, 2024a.
- Zheqi He, Xinya Wu, Pengfei Zhou, Richeng Xuan, Guang Liu, Xi Yang, Qiannan Zhu, and Hua Huang. Cmmu: A benchmark for chinese multi-modal multi-type question understanding and reasoning. *arXiv preprint arXiv:2401.14011*, 2024b.

- Dan Hendrycks, Collin Burns, Steven Basart, Andy Zou, Mantas Mazeika, Dawn Song, and Jacob Steinhardt. Measuring massive multitask language understanding. *arXiv preprint arXiv:2009.03300*, 2020.
- Dan Hendrycks, Collin Burns, Saurav Kadavath, Akul Arora, Steven Basart, Eric Tang, Dawn Song, and Jacob Steinhardt. Measuring mathematical problem solving with the math dataset. *ArXiv preprint*, abs/2103.03874, 2021. URL <https://arxiv.org/abs/2103.03874>.
- Zhen Huang, Zengzhi Wang, Shijie Xia, Xuefeng Li, Haoyang Zou, Ruijie Xu, Run-Ze Fan, Lyuman-shan Ye, Ethan Chern, Yixin Ye, et al. Olympicarena: Benchmarking multi-discipline cognitive reasoning for superintelligent ai. *arXiv preprint arXiv:2406.12753*, 2024.
- Albert Q Jiang, Alexandre Sablayrolles, Arthur Mensch, Chris Bamford, Devendra Singh Chaplot, Diego de las Casas, Florian Bressand, Gianna Lengyel, Guillaume Lample, Lucile Saulnier, et al. Mistral 7b. *ArXiv preprint*, abs/2310.06825, 2023. URL <https://arxiv.org/abs/2310.06825>.
- Minhao Jiang, Ken Ziyu Liu, Ming Zhong, Rylan Schaeffer, Siru Ouyang, Jiawei Han, and Sanmi Koyejo. Investigating data contamination for pre-training language models. *arXiv preprint arXiv:2401.06059*, 2024.
- Takeshi Kojima, Shixiang Shane Gu, Machel Reid, Yutaka Matsuo, and Yusuke Iwasawa. Large language models are zero-shot reasoners. *Advances in neural information processing systems*, 35: 22199–22213, 2022.
- Rik Koncel-Kedziorski, Subhro Roy, Aida Amini, Nate Kushman, and Hannaneh Hajishirzi. Mawps: A math word problem repository. In *Proceedings of the 2016 conference of the north american chapter of the association for computational linguistics: human language technologies*, pp. 1152–1157, 2016.
- Aitor Lewkowycz, Anders Andreassen, David Dohan, Ethan Dyer, Henryk Michalewski, Vinay Ramasesh, Ambrose Slone, Cem Anil, Imanol Schlag, Theo Gutman-Solo, et al. Solving quantitative reasoning problems with language models. *Advances in Neural Information Processing Systems*, 35:3843–3857, 2022.
- Chen Li, Weiqi Wang, Jingcheng Hu, Yixuan Wei, Nanning Zheng, Han Hu, Zheng Zhang, and Houwen Peng. Common 7b language models already possess strong math capabilities. *arXiv preprint arXiv:2403.04706*, 2024a.
- Qintong Li, Leyang Cui, Xueliang Zhao, Lingpeng Kong, and Wei Bi. Gsm-plus: A comprehensive benchmark for evaluating the robustness of llms as mathematical problem solvers. *arXiv preprint arXiv:2402.19255*, 2024b.
- Wang Ling, Dani Yogatama, Chris Dyer, and Phil Blunsom. Program induction by rationale generation: Learning to solve and explain algebraic word problems. *arXiv preprint arXiv:1705.04146*, 2017.
- Hongwei Liu, Zilong Zheng, Yuxuan Qiao, Haodong Duan, Zhiwei Fei, Fengzhe Zhou, Wenwei Zhang, Songyang Zhang, Dahua Lin, and Kai Chen. Mathbench: Evaluating the theory and application proficiency of llms with a hierarchical mathematics benchmark. *arXiv preprint arXiv:2405.12209*, 2024.
- Pan Lu, Hritik Bansal, Tony Xia, Jiacheng Liu, Chunyuan Li, Hannaneh Hajishirzi, Hao Cheng, Kai-Wei Chang, Michel Galley, and Jianfeng Gao. Mathvista: Evaluating mathematical reasoning of foundation models in visual contexts. *arXiv preprint arXiv:2310.02255*, 2023.
- Yao Lu, Max Bartolo, Alastair Moore, Sebastian Riedel, and Pontus Stenetorp. Fantastically ordered prompts and where to find them: Overcoming few-shot prompt order sensitivity. *arXiv preprint arXiv:2104.08786*, 2021.
- Huan Ma, Changqing Zhang, Yatao Bian, Lema Liu, Zhirui Zhang, Peilin Zhao, Shu Zhang, Huazhu Fu, Qinghua Hu, and Bingzhe Wu. Fairness-guided few-shot prompting for large language models. *Advances in Neural Information Processing Systems*, 36:43136–43155, 2023.

- Mistral. Mathstral. <https://mistral.ai/news/mathstral/>, 2023. Accessed: 2024-09-23.
- Mistral. Mistral-7b-instruct-v0.3. <https://huggingface.co/mistralai/Mistral-7B-Instruct-v0.3>, 2024a.
- Mistral. Mistral large 2. <https://mistral.ai/news/mistral-large-2407/>, 2024b.
- Mistral. The future of ai: Trends and predictions. <https://mistral.ai/news/mistral-nemo/>, 2024c. Accessed: September 29, 2024.
- Mistral. mistralai/mistral-small-instruct-2409. <https://huggingface.co/mistralai/Mistral-Small-Instruct-2409>, 2024d.
- OpenAI. Gpt-4 technical report. *ArXiv preprint*, abs/2303.08774, 2023. URL <https://arxiv.org/abs/2303.08774>.
- OpenAI. Hello gpt-4o. <https://openai.com/index/hello-gpt-4o/>, 2024a.
- OpenAI. Learning to reason with llms. <https://openai.com/index/learning-to-reason-with-llms/>, 2024b. Accessed: 2024-09-23.
- Long Ouyang, Jeffrey Wu, Xu Jiang, Diogo Almeida, Carroll Wainwright, Pamela Mishkin, Chong Zhang, Sandhini Agarwal, Katarina Slama, Alex Ray, et al. Training language models to follow instructions with human feedback. *Advances in Neural Information Processing Systems*, 35: 27730–27744, 2022.
- Arkil Patel, Satwik Bhattamishra, and Navin Goyal. Are nlp models really able to solve simple math word problems? *arXiv preprint arXiv:2103.07191*, 2021.
- Kun Qian, Shunji Wan, Claudia Tang, Youzhi Wang, Xuanming Zhang, Maximillian Chen, and Zhou Yu. Varbench: Robust language model benchmarking through dynamic variable perturbation. *arXiv preprint arXiv:2406.17681*, 2024.
- Yasaman Razeghi, Robert L Logan IV, Matt Gardner, and Sameer Singh. Impact of pretraining term frequencies on few-shot reasoning. *arXiv preprint arXiv:2202.07206*, 2022.
- Manley Roberts, Himanshu Thakur, Christine Herlihy, Colin White, and Samuel Dooley. To the cutoff... and beyond? a longitudinal perspective on llm data contamination. In *The Twelfth International Conference on Learning Representations*, 2023.
- Zhihong Shao, Peiyi Wang, Qihao Zhu, Runxin Xu, Junxiao Song, Mingchuan Zhang, YK Li, Y Wu, and Daya Guo. Deepseekmath: Pushing the limits of mathematical reasoning in open language models. *ArXiv preprint*, abs/2402.03300, 2024. URL <https://arxiv.org/abs/2402.03300>.
- Freda Shi, Xinyun Chen, Kanishka Misra, Nathan Scales, David Dohan, Ed H Chi, Nathanael Schärli, and Denny Zhou. Large language models can be easily distracted by irrelevant context. In *International Conference on Machine Learning*, pp. 31210–31227. PMLR, 2023.
- Saurabh Srivastava, Anto PV, Shashank Menon, Ajay Sukumar, Alan Philipose, Stevin Prince, Sooraj Thomas, et al. Functional benchmarks for robust evaluation of reasoning performance, and the reasoning gap. *arXiv preprint arXiv:2402.19450*, 2024.
- Zhengyang Tang, Xingxing Zhang, Benyou Wan, and Furu Wei. Mathscales: Scaling instruction tuning for mathematical reasoning. *arXiv preprint arXiv:2403.02884*, 2024.
- Gemini Team, Rohan Anil, Sebastian Borgeaud, Yonghui Wu, Jean-Baptiste Alayrac, Jiahui Yu, Radu Soricut, Johan Schalkwyk, Andrew M Dai, Anja Hauth, et al. Gemini: a family of highly capable multimodal models. *ArXiv preprint*, abs/2312.11805, 2023. URL <https://arxiv.org/abs/2312.11805>.
- Yuxuan Tong, Xiwen Zhang, Rui Wang, Ruidong Wu, and Junxian He. Dart-math: Difficulty-aware rejection tuning for mathematical problem-solving. *arXiv preprint arXiv:2407.13690*, 2024.

- Xiaoxuan Wang, Ziniu Hu, Pan Lu, Yanqiao Zhu, Jieyu Zhang, Satyen Subramaniam, Arjun R Loomba, Shichang Zhang, Yizhou Sun, and Wei Wang. Scibench: Evaluating college-level scientific problem-solving abilities of large language models. *arXiv preprint arXiv:2307.10635*, 2023.
- Xuezhi Wang, Jason Wei, Dale Schuurmans, Quoc Le, Ed Chi, Sharan Narang, Aakanksha Chowdhery, and Denny Zhou. Self-consistency improves chain of thought reasoning in language models. *ArXiv preprint*, abs/2203.11171, 2022. URL <https://arxiv.org/abs/2203.11171>.
- Yan Wang, Xiaojiang Liu, and Shuming Shi. Deep neural solver for math word problems. In *Proceedings of the 2017 conference on empirical methods in natural language processing*, pp. 845–854, 2017.
- Yubo Wang, Xueguang Ma, Ge Zhang, Yuansheng Ni, Abhranil Chandra, Shiguang Guo, Weiming Ren, Aaran Arulraj, Xuan He, Ziyang Jiang, et al. Mmlu-pro: A more robust and challenging multi-task language understanding benchmark. *arXiv preprint arXiv:2406.01574*, 2024.
- Jason Wei, Xuezhi Wang, Dale Schuurmans, Maarten Bosma, Fei Xia, Ed Chi, Quoc V Le, Denny Zhou, et al. Chain-of-thought prompting elicits reasoning in large language models. *Advances in Neural Information Processing Systems*, 35:24824–24837, 2022.
- Johannes Welbl, Nelson F Liu, and Matt Gardner. Crowdsourcing multiple choice science questions. *arXiv preprint arXiv:1707.06209*, 2017.
- Colin White, Samuel Dooley, Manley Roberts, Arka Pal, Ben Feuer, Siddhartha Jain, Ravid Shwartz-Ziv, Neel Jain, Khalid Saifullah, Siddhartha Naidu, et al. Livebench: A challenging, contamination-free llm benchmark. *arXiv preprint arXiv:2406.19314*, 2024.
- Xin Xu, Shizhe Diao, Can Yang, and Yang Wang. Can we verify step by step for incorrect answer detection? *arXiv preprint arXiv:2402.10528*, 2024a.
- Xin Xu, Tong Xiao, Zitong Chao, Zhenya Huang, Can Yang, and Yang Wang. Can llms solve longer math word problems better? *arXiv preprint arXiv:2405.14804*, 2024b.
- Yuchen Yan, Jin Jiang, Yang Liu, Yixin Cao, Xin Xu, Xunliang Cai, Jian Shao, et al. Spontaneous step-level self-correction makes large language models better mathematical reasoners. *arXiv preprint arXiv:2409.01524*, 2024.
- An Yang, Baosong Yang, Binyuan Hui, Bo Zheng, Bowen Yu, Chang Zhou, Chengpeng Li, Chengyuan Li, Dayiheng Liu, Fei Huang, et al. Qwen2 technical report. *arXiv preprint arXiv:2407.10671*, 2024a.
- An Yang, Beichen Zhang, Binyuan Hui, Bofei Gao, Bowen Yu, Chengpeng Li, Dayiheng Liu, Jianhong Tu, Jingren Zhou, Junyang Lin, et al. Qwen2. 5-math technical report: Toward mathematical expert model via self-improvement. *arXiv preprint arXiv:2409.12122*, 2024b.
- Longhui Yu, Weisen Jiang, Han Shi, Jincheng Yu, Zhengying Liu, Yu Zhang, James T Kwok, Zhenguo Li, Adrian Weller, and Weiyang Liu. Metamath: Bootstrap your own mathematical questions for large language models. *ArXiv preprint*, abs/2309.12284, 2023. URL <https://arxiv.org/abs/2309.12284>.
- Xiang Yue, Xingwei Qu, Ge Zhang, Yao Fu, Wenhao Huang, Huan Sun, Yu Su, and Wenhui Chen. Mammoth: Building math generalist models through hybrid instruction tuning. *ArXiv preprint*, abs/2309.05653, 2023. URL <https://arxiv.org/abs/2309.05653>.
- Xiang Yue, Yuansheng Ni, Kai Zhang, Tianyu Zheng, Ruoqi Liu, Ge Zhang, Samuel Stevens, Dongfu Jiang, Weiming Ren, Yuxuan Sun, et al. Mmmu: A massive multi-discipline multimodal understanding and reasoning benchmark for expert agi. In *Proceedings of the IEEE/CVF Conference on Computer Vision and Pattern Recognition*, pp. 9556–9567, 2024a.
- Xiang Yue, Tianyu Zheng, Yuansheng Ni, Yubo Wang, Kai Zhang, Shengbang Tong, Yuxuan Sun, Ming Yin, Botao Yu, Ge Zhang, et al. Mmmu-pro: A more robust multi-discipline multimodal understanding benchmark. *arXiv preprint arXiv:2409.02813*, 2024b.

Hugh Zhang, Jeff Da, Dean Lee, Vaughn Robinson, Catherine Wu, Will Song, Tiffany Zhao, Pranav Raja, Dylan Slack, Qin Lyu, et al. A careful examination of large language model performance on grade school arithmetic. *arXiv preprint arXiv:2405.00332*, 2024.

Yifan Zhang, Jingqin Yang, Yang Yuan, and Andrew Chi-Chih Yao. Cumulative reasoning with large language models. *ArXiv preprint*, abs/2308.04371, 2023. URL <https://arxiv.org/abs/2308.04371>.

Chuanyang Zheng, Zhengying Liu, Enze Xie, Zhenguo Li, and Yu Li. Progressive-hint prompting improves reasoning in large language models. *ArXiv preprint*, abs/2304.09797, 2023. URL <https://arxiv.org/abs/2304.09797>.

Aojun Zhou, Ke Wang, Zimu Lu, Weikang Shi, Sichun Luo, Zipeng Qin, Shaoqing Lu, Anya Jia, Linqi Song, Mingjie Zhan, et al. Solving challenging math word problems using gpt-4 code interpreter with code-based self-verification. *arXiv preprint arXiv:2308.07921*, 2023.

LIMITATIONS

This work has several limitations. First, UGMathBench focuses on text-only reasoning, whereas some undergraduate-level math problems require images for their solutions. Developing a multimodal benchmark for undergraduate-level mathematics will be future work. Second, UGMathBench is designed as an English-language benchmark. Extending UGMathBench to support multiple languages could be an interesting avenue for future research. Third, the number of problems in certain subjects is limited. Expanding these subjects would be valuable.

A DETAILED STATISTICS OF UGMATHBENCH

A.1 INTRINSIC MECHANISM OF DYNAMIC PROBLEMS

A key feature of our UGMathBench is its dynamic nature. In this appendix, we detail how this is achieved. All problems in our homework grading system (see Appendix B.1) are stored as programs written in Program Generation, an established programming language for mathematics. These programs strictly specify conditions to ensure that the generated variations of each problem do not fundamentally alter their nature, required solution approach, difficulty level, or the underlying knowledge points. One such program is shown in Listing 1, and two different versions of this problem it generates is given in Figure 7. The relationship between the first and second variables is defined by $\$expnt = -1 + 2 * a;$, which maintains the consistency of the concepts, techniques, and solutions involved in different versions of each problem.

A.2 DISTRIBUTION OF PROBLEMS

Our UGMathBench covers various subjects in undergraduate-level mathematics. The detailed topics and the number of subtopics of each topic across different subjects are listed in Table 6 and 7. There are 111 topics and 583 subtopics across 16 subjects in total. Furthermore, the distribution information of our benchmark on different subjects and difficulty level is presented in Table 8. Note that there are problems with missing difficulty level in our online homework grading system (see Appendix B.1) and we remain as is for consistency. The keywords of our UGMathBench are shown in Figure 6. The detailed results across different subjects and topics are discussed in Appendix D and F.

A.3 ANSWER TYPES

By carefully reviewing a large collection of problems and referring to various past benchmarks (He et al., 2024a; Huang et al., 2024), we classify all answers to be two main categories: atomic and compound. There are 8 atomic types and 2 compound types. Each compound type is composed of a list of atomic ones. These types are designed to encompass a wide range of problems. Detailed definitions for each answer type can be found in Table 9.

B UGMATHBENCH CREATION

B.1 DATA SOURCE

UGMathBench originates from questions in the online homework grading system of our institute, utilizing WebWork⁵, an open-source online platform licensed under GNU. Widely employed for assigning mathematics and science homework in educational settings, WebWork benefits from collaborative contributions by educators across various institutions.

Each question in WebWork is tagged with keywords related to concepts and difficulty level based on Bloom’s taxonomy⁶, which helps simplify statistical analysis and cognitive assessment. To prevent cheating from each other, WebWork is able to generate tailored problem sets with different random seeds, making it popular among educational institutions.

⁵<https://www.webwork.org>

⁶https://webwork.maa.org/wiki/Problem_Levels

Subject	Topics	# Sub-Topics
Arithmetic	Integers	11
	Fractions/rational numbers	12
	Decimals	9
	Percents	3
	Irrational numbers	1
	Other bases	3
	Units	2
Algebra	Algebra of real numbers and simplifying expressions	8
	Absolute value expressions and functions	3
	Properties of exponents, rational exponents and radicals	2
	Cartesian coordinate system	4
	Factoring	5
	Functions	8
	Transformations of functions and graphs	6
	Linear equations and functions	9
	Quadratic equations and functions	8
	Operations on polynomial and rational expressions	7
	Polynomial equations and functions	7
	Variation and power functions	5
	Systems of equations and inequalities	1
	Functions with fractional exponents and radical functions	1
	Rational equations and functions	6
	Inverse functions	3
	Exponential and logarithmic expressions and functions	8
	Finite sequences and series	4
	Conic sections	3
Set theory and logic	Operations on sets	5
	Relations between sets	2
	Functions	2
	Propositional logic	4
	First order logic	3
	Pattern matching	1
Trigonometry	Geometric and algebraic foundations for trigonometry	3
	Trigonometric functions	8
	Triangle trigonometry	4
	Analytic trigonometry	7
	Polar coordinates & vectors	2
Combinatorics	Counting	8
	Recurrence relations	3
Geometry	Shapes	4
	Circle geometry	1
	Vector geometry	7
Calculus single-variable	Calculus of vector valued functions	6
	Concepts for multivariable functions	6
	Differentiation of multivariable functions	7
	Integration of multivariable functions	9
	Vector fields	1
	Vector calculus	6
	Fundamental theorems	4
Calculus multivariable	Limits and continuity	14
	Differentiation	13
	Applications of differentiation	18
	Integrals	4
	Techniques of integration	8
	Applications of integration	16
	Infinite sequences and series	18
	Parametric	6
	Polar	3
	Linear Algebra	Systems of linear equations
Matrices		8
Matrix factorizations		5
Euclidean spaces		8
Abstract vector spaces		7
Eigenvalues and eigenvectors		5
Inner products		6
Linear transformations		6
Determinants		3
Number Theory		Divisibility
	Congruences	5
	Diophantine equations	1
Financial Mathematics	Annuities	5
	Bonds	3
	Equations of value	2
	Interest	6
	Options	5
	Expected and contingent payments	2
Equities	2	

Table 6: Topics of each subject and corresponding number of subtopics included in UGMATHBench.

	Level 1	Level 2	Level 3	Level 4	Level 5	Level 6	All
Arithmetic	22	179	47	21	53	0	322
Algebra	25	233	176	80	73	0	583
Set theory and logic	0	35	11	12	9	0	69
Trigonometry	5	86	44	17	25	0	178
Combinatorics	3	28	47	4	5	1	88
Geometry	5	48	86	13	6	0	161
Calculus single-variable	4	297	317	175	176	1	982
Calculus multivariable	13	279	244	80	37	0	654
Linear Algebra	2	172	232	53	26	0	498
Number Theory	2	33	7	1	1	2	46
Financial Mathematics	7	52	105	72	89	0	346
Probability	11	167	139	16	2	0	336
Statistics	44	151	158	46	0	0	401
Complex Analysis	0	40	7	2	1	1	51
Differential Equations	2	47	115	56	84	0	305
Abstract Algebra	0	8	16	9	1	7	42
Grand Total	145	1,855	1,751	657	588	12	5,062

Table 8: Statistics of UGMATHBench across different subjects and difficulty levels.

Answer Type	Definition
<i>Atomic Types</i>	
Numerical Value (NV)	Problems where the answer is a numerical value, including special values such as π , e , $\sqrt{7}$, $\sin \pi/8$, etc., represented in LaTeX.
Expression (EX)	Problems requiring an expression containing variables, e.g., $8x^2 + x + 1$, represented in LaTeX.
Equation (EQ)	Problems requiring an equation containing variables, e.g., $y = 2x + 1$ represented in LaTeX.
Interval (INT)	Problems where the answer is a range of values, e.g., $(-\infty, 2) \cup (3, \infty)$ represented as an interval in LaTeX.
True/False (TF)	Problems where the answer is either True or False, Yes or No, T or F, Y or N, etc.
MC with Single answer (MCS)	Multiple-Choice (MC) problems with only one correct option (e.g., one out of four, one out of five, etc.). The options can be capital letters (ABCD) or any other string according to the problems (independent or dependent, etc.).
MC with multiple answers (MCM)	Multiple-Choice (MC) problems with multiple correct options (e.g., two out of four, two out of five, two out of six, etc.). The options can be capital letters (ABCD) or any other string according to the problems (independent or dependent, etc.).
Open-Ended (OE)	Problems whose answers can be a term, name, or any other string that satisfies the description of the problem, for example, the name of the variable or function that occurs in the problem (which should be treated differently with EX).
<i>Compound Types</i>	
Ordered List (OL)	Problems where the answer is an ordered list, e.g. a coordinate $(1, 2, 3)$, $(2t, t^2)$, etc.).
Unordered List (UOL)	Problems where the answer is an unordered list, e.g., a set or multiple solutions for an equation.

Table 9: Answer Types and Definitions

As mentioned in Appendix A.1, our problem generation programs will remain the main problem structure and knowledge points. One such example is illustrated in Figure 7 and the corresponding program is given in Listing 1. The dashed red box highlights the differences between randomized

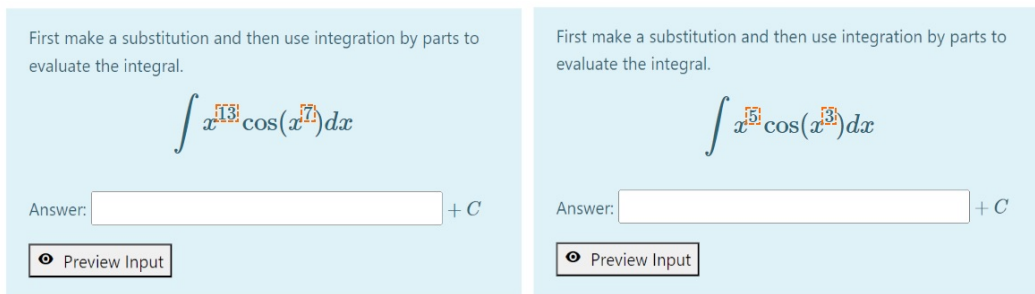


Figure 7: An Example of Our Online Homework Grading System Based on WebWork. The dashed red box highlights the differences between randomized versions of the problem.

versions of the problem. For this specific example, the second random variable is initialized through $a = \text{random}(2, 10)$. The relationship between the first and second variables is defined by $\text{expnt} = -1 + 2 * a$. This meticulous setup maintains the consistency of the concepts, techniques, and solutions involved in different versions of each problem. Another example is demonstrated in Figure 8, where 'n' is initialized to a randomly chosen exponent from 2 to 10 in increments of 0.1.

All problems within WebWork are stored in the Problem Generation language and are presented in HTML format with JavaScript and external resources. This poses challenges for human interpretation and LLMs analysis, urging us to clean and re-format them in Latex (see Section 3.2).

```

$a=random(2, 10); # all-inclusive integers between 2 and 10
$expnt = -1+2*$a;
$ans = "1/$a*x^$a*sin(x^$a)+1/$a*cos(x^$a)"; #Right answer

TEXT(beginproblem());
BEGIN_TEXT
First make a substitution and then use integration by parts to evaluate the integral.
$BR
\[\ \int x^{\$expnt} \cos(x^{\$a}) dx \]
$BR
Answer: \{\ ans_rule(40)\} \ (+\ ) \ (C\ )
END_TEXT

#Compare the right answer to the input
ANS(fun_cmp($ans, mode=>'antider'));

```

Listing 1: Problem Generator Code for the Problem in Figure 7

B.2 DEDUPLICATION

After converting and cleaning all the problems, we perform deduplication within each subject. More specifically, we adhere to the following steps: First, we transform each question into a vector with dimension 1536 using the embedding model `text-embedding-ada-002`, which is the most capable 2nd generation embedding model of OpenAI⁷. We then calculate pairwise cosine similarities using the embeddings in the previous step. Finally, a threshold is selected based on manual inspection within each subject, and problems that have a cosine similarity higher than that threshold with existing problems are excluded. The thresholds and the number of questions filtered out for different subjects are presented in Table 10. We use subject-agnostic thresholds and filter out 9,382 questions in total.

⁷The information can be found at <https://openai.com/index/new-embedding-models-and-api-updates/>

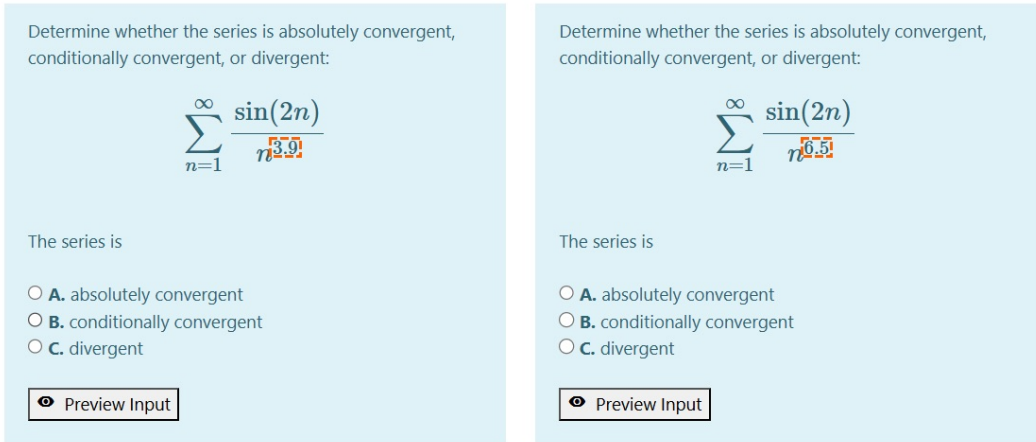


Figure 8: Another Example of Our Online Homework Grading System Based on WebWork.

	Threshold	Before	After	# Filter Out
Arithmetic	0.92	845	322	523
Algebra	0.86	4663	583	4080
Set theory and logic	0.96	94	69	25
Trigonometry	0.91	399	178	221
Combinatorics	0.89	140	88	52
Geometry	0.92	267	161	106
Calculus single-variable	0.90	3234	982	2252
Calculus multivariable	0.94	866	654	212
Linear Algebra	0.93	1235	498	737
Number Theory	0.92	68	46	22
Financial Mathematics	0.92	653	346	307
Probability	0.91	453	336	117
Statistics	0.92	599	401	198
Complex Analysis	0.95	129	51	78
Differential Equations	0.92	741	305	436
Abstract Algebra	0.94	58	42	16
Grand Total	-	14444	5,062	9382

Table 10: Thresholds of deduplication and the number of questions that filtered out in UGMATHBench.

C DETAILED EXPERIMENTAL SETUP

C.1 EVALUATED LLMs

A variety of LLMs are covered in our evaluation, including closed-source commercial models and open-source models, general-purpose models and models dedicated for math problem solving. Closed-source LLMs are as follows:

- **o1-preview** (OpenAI, 2024b): An early preview of OpenAI’s o1 model, designed to reason about hard problems using broad general knowledge about the world. We used o1-preview-2024-09-12 for our evaluation.
- **GPT-4o** (OpenAI, 2024a): GPT-4o is multimodal, and has the same high intelligence as GPT-4 Turbo but is much more efficient.
- **Claude-3-Opus** (Anthropic, 2024): Anthropic’s most intelligent model, claimed to outperform its peers on most of the common evaluation benchmarks for AI systems.

We evaluated the following open-source general-purpose LLMs on our benchmark:

- **Llama-3-Instruct** (AI@Meta, 2024): LLaMA 3 Community License.

- **Mistral-7B-Instruct-v0.3** (Mistral, 2024a): Apache 2.0
- **Mistral-Nemo-Instruct-2407** (Mistral, 2024c): Apache 2.0
- **Mistral-Small-Instruct-2409** (Mistral, 2024d): MRL License.
- **Mistral-Large-Instruct-2407** (Mistral, 2024b): MRL License.
- **Qwen2-Instruct** (Yang et al., 2024a): Qwen2 series are developed with dedication to math and coding. We used 7B and 72B models. 7B models are licensed under Apache 2.0, while 72B models are under Tongyi Qianwen License.
- **Yi-1.5-Chat** (AI et al., 2024): Yi-1.5 delivers stronger performance in coding, math, reasoning, and instruction-following capability compared to its predecessor. We used 6B, 9B, 34B variants. Yi-1.5 series are licensed under Apache 2.0.
- **DeepSeek-V2-Lite-Chat** (DeepSeek-AI, 2024): model under Model License code under MIT License.
- **deepseek-moe-16b-chat** (Dai et al., 2024): model under Model License, code under MIT License.

The following specialized math LLMs are evaluated in our study:

- **DeepSeekMath-7B** (Shao et al., 2024): DeepSeekMath is initialized with DeepSeek-Coder-v1.5 7B and continues pre-training on math-related tokens. We tested both DeepSeekMath-7B-RL and DeepSeekMath-7B-Instruct variants. Models are under Model License while code is under MIT License.
- **Qwen2-Math** (Yang et al., 2024b): Qwen2-Math is a series of specialized math language models built upon the Qwen2 LLMs. We evaluated 7B and 72B variants. They are under the same license as Qwen2-Instruct series.
- **Mathstral-7B** (Mistral, 2023): Mathstral stands on the shoulders of Mistral 7B and specializes in STEM subjects. This model is published under Apache 2.0.
- **Numinamath-7B-CoT** (Beeching et al., 2024): This model is finetuned from DeepSeekMath-7B-base with two stages of supervised fine-tuning to solve math problems using chain of thought (CoT). It is licensed under Apache 2.0.

C.2 EVALUATION PROMPTS

The evaluation prompts in our experiments are given in Table 11, where detailed answer type descriptions are given in Table 12. Following He et al. (2024a); Huang et al. (2024), these prompts are specially designed for different subjects and answer types for better evaluation. Note that, for chat models, we will apply chat template for better evaluation.

D RESULTS ACROSS DIFFERENT SUBJECTS

The detailed results across different subjects are given in Table 13, 14, 15, 16, 17, 18, 19, 20, 21, 22, 23, 24, 25, 26, 27, and 28. From the results, we have the following observations:

- OpenAI-o1-mini achieves the best results across nearly all subjects, although GPT-4o sometimes excels in terms of RE.
- For open-source LLMs, Qwen-2-Math-72B-instruct achieves the best results in almost all subjects. However, Mistral-Large-instruct-2407 outperforms Qwen-2-Math-72B-instruct in Algebra.
- Some LLMs even achieve zero EAcc in certain subjects. For instance, Mistral-7B-Instruct get zero EAcc in Set Theory and Logic, and seven LLMs exhibit zero EAcc in Abstract Algebra.
- The variation in the reasoning gap differs significantly across subjects, providing more fine-grained information on how different LLMs perform across various domains.

Evaluation Prompt for Single Answer

The following is an undergraduate-level mathematical problem in {subject}. You need to solve the problem by completing all placeholders [ANS].

This problem involves only one placeholders [ANS] to be completed. The answer type is {answer_type_description}.

Problem:
{problem}

All mathematical formulas and symbols you output should be represented with LaTeX. Please end your response with: "The final answer is ANSWER", where ANSWER should be your final answer.

Evaluation Prompt for Multiple Answers

The following is an undergraduate-level mathematical problem in {subject}. You need to solve the problem by completing all placeholders [ANS].

This problem involves {number_of_answers} placeholders [ANS] to be completed. Their answer types are, in order, {answer_type_description}.

Problem:
{problem}

All mathematical formulas and symbols you output should be represented with LaTeX. Please end your response with: "The final answer is ANSWER", where ANSWER should be the sequence of your final answers, separated by commas.

Table 11: Evaluation prompts for problems with single answer or multiple answers. {problem} is the specific problem to evaluate. {subject} denotes the subject this problem belongs to and all subjects are given in Table 6. {answer_type_description} are specified in Table 12. {number_of_answers} stands for the number of answers in the problem evaluated.

Answer Type	Answer Type Description
NV	a numerical value without units
EX	an expression
EQ	an equation
INT	a range interval
TF	either True or False
MCS	one option for a multiple choice question with options {options}
MCM	more than one option concatenated without space or commas of a multiple choice question with options {options}, for example: BD
OE	a word, phrase, term or string that satisfies the requirements of the problem
OL	an ordered list of answers surrounded by parentheses with any answer types, for example $(1, x^2, True)$, where "ordered list" means changing the order of elements results in different answers
UOL	an unordered list of answers surrounded by parentheses with any answer types, for example $(1, x^2, True)$, where "unordered list" means changing the order of elements results in the same answer

Table 12: Descriptions of answer types included in evaluation prompts, where {options} is the specific options from the multiple choice question evaluated.

Models	Acc ₁	Acc ₂	Acc ₃	AAcc	EAcc	Δ	RE
<i>Closed-source LLMs</i>							
OpenAI-o1-mini-2024-09-12	76.19	73.81	71.42	73.81	57.14	16.67	29.17
GPT-4o-2024-08-06	42.86	50.00	52.38	48.41	28.57	19.84	69.44
GPT-4o-mini-2024-07-18	26.19	35.71	38.09	33.33	14.29	19.04	133.2
Claude-3-Opus-20240229	23.81	38.10	26.19	29.37	11.90	17.47	146.8
<i>Open-source Chat LLMs</i>							
Yi-1.5-6B-Chat	4.76	2.38	9.52	5.56	0.00	5.56	∞
Mistral-7B-Instruct	2.38	2.38	0.00	1.59	0.00	1.59	∞
Qwen2-7B-Instruct	4.76	<u>16.67</u>	<u>19.05</u>	<u>13.49</u>	4.76	8.73	<u>183.4</u>
LLaMA3-8B-Instruct	0.00	7.14	9.52	5.56	0.00	5.56	∞
Yi-1.5-9B-Chat	7.14	14.29	11.90	11.11	0.00	11.11	∞
Mistral-Nemo-Instruct-2407	0.00	9.52	4.76	4.76	0.00	4.76	∞
DeepSeek-MOE-16B-Chat	0.00	2.38	2.38	1.59	0.00	1.59	∞
DeepSeek-V2-Lite-Chat	0.00	2.38	2.38	1.59	0.00	1.59	∞
Mistral-Small-Instruct-2409	9.52	<u>19.05</u>	<u>21.43</u>	<u>16.67</u>	7.14	9.53	<u>133.5</u>
Yi-1.5-34B-Chat	<u>19.05</u>	<u>9.52</u>	9.52	12.70	0.00	12.70	∞
LLaMA3-70B-Instruct	19.05	16.67	19.04	18.25	4.76	<u>13.49</u>	283.4
Qwen2-72B-Instruct	28.57	<u>47.62</u>	30.95	35.71	14.29	21.42	149.9
Mistral-Large-Instruct-2407	<u>35.71</u>	35.71	<u>45.24</u>	<u>38.89</u>	<u>21.43</u>	17.46	<u>81.47</u>
<i>Specialized Mathematical LLMs</i>							
DeepSeek-Math-7B-Instruct	7.14	9.52	4.76	7.14	0.00	7.14	∞
DeepSeek-Math-7B-RL	4.76	19.05	11.90	11.90	2.38	9.52	400.0
NuminaMath-7B-CoT	7.14	16.67	7.14	10.32	0.00	10.32	∞
Mathstral-7B-v0.1	9.52	4.76	7.14	7.14	0.00	7.14	∞
Qwen2-Math-7B-Instruct	23.81	33.33	28.57	28.57	14.29	14.28	99.93
Qwen2-Math-72B-Instruct	45.24	40.48	42.86	42.86	26.19	16.67	63.65

Table 13: **Results on Abstract Algebra** (all figures are in %). The best results within each column are **bolded** and the best results of open-source Chat LLMs within a similar parameter size group are underlined.

E ERROR ANALYSIS

We perform error analysis in Section 5.4, and here we showcase several examples of various error types in Table 29, 30, and 31.

The distribution of the relative error for OpenAI-o1-mini numerical values is illustrated in Figure 9. We excluded numerical answers identical to the ground truth, as their logarithmic relative error would be negative infinity.

F RESULTS ACROSS DIFFERENT TOPICS

The performances of different LLMs on 20 topics are shown in Figure 10, 11, 12 and 13. We observe that different LLMs exhibit varying performance patterns across these topics, and even models within the same family show differences in their rankings.

G REFINEMENT RESULTS

Progressive-Hint Prompting (PHP) (Zheng et al., 2023) is a technique designed to enhance automatic, iterative interactions with LLMs. PHP uses previously generated answers as hints to progressively guide users toward the correct solutions. In our experiments, we employ the zero-shot manner to ensure a fair comparison with the primary experiments in Table 4, which helps to assess the impact of refinement on the performance of LLMs in solving undergraduate-level mathematical problems. We have set the maximum number of interaction rounds to five. To save cost, we only experiment with GPT-4o for closed-source LLMs. The results are presented in Table 32. While PHP can improve AAcc and EAcc in most cases, the improvements are not substantial. There remains considerable potential for enhancing the mathematical reasoning abilities of LLMs in solving undergraduate-level

Models	Acc ₁	Acc ₂	Acc ₃	AAcc	EAcc	Δ	RE
<i>Closed-source LLMs</i>							
OpenAI-o1-mini-2024-09-12	76.16	75.47	74.44	75.36	66.72	8.64	12.95
GPT-4o-2024-08-06	70.50	71.53	72.04	71.36	64.67	6.69	10.34
GPT-4o-mini-2024-07-18	67.41	67.24	66.38	67.01	59.52	7.49	12.58
Claude-3-Opus-20240229	63.29	66.38	63.81	64.49	54.20	10.29	18.99
<i>Open-source Chat LLMs</i>							
Yi-1.5-6B-Chat	38.77	37.22	40.48	38.82	25.21	13.61	53.99
Mistral-7B-Instruct	19.73	21.96	19.55	20.41	11.32	<u>9.09</u>	80.30
Qwen2-7B-Instruct	<u>51.63</u>	<u>53.00</u>	<u>54.03</u>	<u>52.89</u>	<u>41.85</u>	<u>11.04</u>	<u>26.38</u>
LLaMA3-8B-Instruct	30.53	33.28	30.19	31.33	18.35	12.98	70.74
Yi-1.5-9B-Chat	46.83	48.89	48.37	48.03	33.79	14.24	42.14
Mistral-Nemo-Instruct-2407	39.79	43.05	39.79	40.88	28.82	12.06	41.85
DeepSeek-MOE-16B-Chat	12.01	12.35	10.98	11.78	4.97	<u>6.81</u>	137.0
DeepSeek-V2-Lite-Chat	23.33	24.01	24.53	23.96	11.32	<u>12.64</u>	111.7
Mistral-Small-Instruct-2409	<u>58.32</u>	<u>57.46</u>	<u>56.95</u>	<u>57.58</u>	<u>47.86</u>	<u>9.72</u>	<u>20.31</u>
Yi-1.5-34B-Chat	53.34	53.00	52.66	53.00	40.31	12.69	31.48
LLaMA3-70B-Instruct	50.09	51.80	51.11	51.00	40.48	10.52	25.99
Qwen2-72B-Instruct	63.81	63.46	64.49	63.92	54.72	9.20	16.81
Mistral-Large-Instruct-2407	<u>68.44</u>	<u>68.10</u>	<u>67.92</u>	<u>68.15</u>	<u>59.86</u>	<u>8.29</u>	<u>13.85</u>
<i>Specialized Mathematical LLMs</i>							
DeepSeek-Math-7B-Instruct	40.31	38.77	38.25	39.11	26.07	13.04	50.02
DeepSeek-Math-7B-RL	44.43	47.51	44.94	45.63	34.31	11.32	32.99
NuminaMath-7B-CoT	45.80	45.45	46.14	45.80	34.65	11.15	32.18
Mathstral-7B-v0.1	45.97	43.91	43.57	44.48	32.25	12.23	37.92
Qwen2-Math-7B-Instruct	56.09	57.46	57.63	57.06	47.86	9.20	19.22
Qwen2-Math-72B-Instruct	67.58	67.75	67.24	67.52	58.83	8.69	14.77

Table 14: **Results on Algebra** (all figures are in %). The best results within each column are **bolded** and the best results of open-source Chat LLMs within a similar parameter size group are underlined.

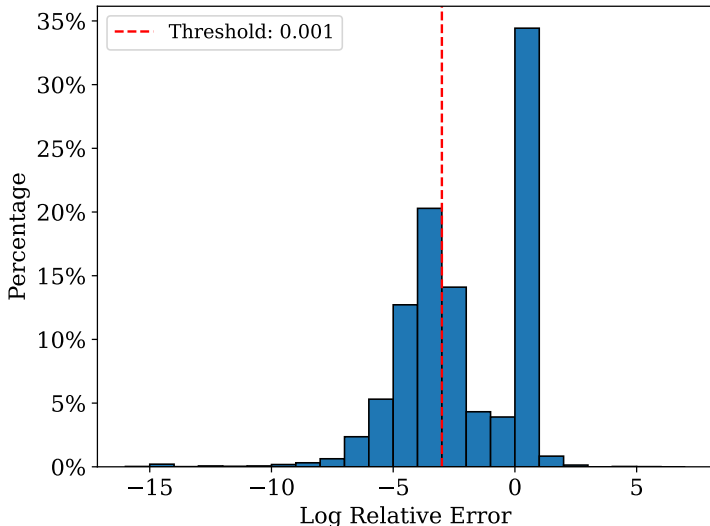


Figure 9: Relative Error of Numeric Answers excluding ones that are identical to the ground truth. Red dotted line indicates the tolerance threshold when we evaluate model answers.

mathematics. The results for PHP across different subjects for GPT-4o (see Table 33) indicate that the impact of PHP is subject-agnostic.

Models	Acc ₁	Acc ₂	Acc ₃	AAcc	EAcc	Δ	RE
<i>Closed-source LLMs</i>							
OpenAI-o1-mini-2024-09-12	93.48	92.86	94.10	93.48	90.37	3.11	3.44
GPT-4o-2024-08-06	91.93	91.30	92.24	91.82	87.27	4.55	5.21
GPT-4o-mini-2024-07-18	89.44	87.27	90.06	88.92	83.23	5.69	6.84
Claude-3-Opus-20240229	84.78	85.71	86.96	85.82	78.26	7.56	9.66
<i>Open-source Chat LLMs</i>							
Yi-1.5-6B-Chat	<u>63.98</u>	<u>64.91</u>	<u>67.70</u>	<u>65.53</u>	<u>50.00</u>	<u>15.53</u>	<u>31.06</u>
Mistral-7B-Instruct	30.43	34.78	33.54	32.92	15.22	17.70	116.3
Qwen2-7B-Instruct	<u>77.64</u>	<u>78.26</u>	<u>78.57</u>	<u>78.16</u>	<u>68.94</u>	<u>9.22</u>	<u>13.37</u>
LLaMA3-8B-Instruct	51.24	53.42	54.97	53.21	33.54	19.67	58.65
Yi-1.5-9B-Chat	73.60	73.60	70.81	72.67	59.32	13.35	22.51
Mistral-Nemo-Instruct-2407	69.88	70.19	72.67	70.91	55.28	15.63	28.27
DeepSeek-MOE-16B-Chat	26.09	30.43	31.68	29.40	12.42	16.98	136.7
DeepSeek-V2-Lite-Chat	50.31	53.42	49.07	50.93	32.92	18.01	54.71
Mistral-Small-Instruct-2409	<u>82.61</u>	<u>84.78</u>	<u>81.68</u>	<u>83.02</u>	<u>73.29</u>	<u>9.73</u>	<u>13.28</u>
Yi-1.5-34B-Chat	<u>75.47</u>	<u>74.84</u>	<u>75.47</u>	<u>75.26</u>	<u>62.42</u>	<u>12.84</u>	<u>20.57</u>
LLaMA3-70B-Instruct	79.81	82.61	83.85	82.09	72.36	9.73	13.45
Qwen2-72B-Instruct	88.51	88.20	89.44	88.72	<u>82.61</u>	6.11	7.40
Mistral-Large-Instruct-2407	<u>90.37</u>	<u>89.13</u>	<u>90.06</u>	<u>89.86</u>	<u>82.61</u>	7.25	8.78
<i>Specialized Mathematical LLMs</i>							
DeepSeek-Math-7B-Instruct	<u>62.73</u>	<u>68.63</u>	<u>65.22</u>	<u>65.53</u>	<u>49.69</u>	<u>15.84</u>	<u>31.88</u>
DeepSeek-Math-7B-RL	74.53	76.71	76.71	75.98	67.08	8.90	13.27
NuminaMath-7B-CoT	74.22	75.78	77.33	75.78	62.42	13.36	21.40
Mathstral-7B-v0.1	71.74	72.67	72.36	72.26	59.63	12.63	21.18
Qwen2-Math-7B-Instruct	88.51	84.78	86.65	86.65	78.88	7.77	9.85
Qwen2-Math-72B-Instruct	90.68	90.68	90.99	90.79	86.96	3.83	4.40

Table 15: **Main Results on Arithmetic** (all figures are in %). The best results within each column are **bolded** and the best results of open-source Chat LLMs within a similar parameter size group are underlined.

H REASONING GAP AND TEST SET CONTAMINATION

Given the limited number of examples in the test set for one version (in terms of SFT), it is necessary to mix the test set with general mathematical SFT data. For our experiments, we adopt MetaMathQA (Yu et al., 2023), a high-quality SFT dataset for math word problems, which includes 395,000 training examples. We use Llama-3-8B as our base model and set the maximum output token length to 4096. Following Tong et al. (2024), we set the learning rate to $5e-5$, use a warmup ratio of 0.03, adopt cosine decay, and train the model for one epoch. Training one model takes approximately three hours on four A100 GPUs. The results are presented in Table 5. We set the proportion of the test set (from one version) for SFT to 5%, 10%, 15% and, 20% and see how the reasoning gap varies. As the proportion of the test set included in the training data increases, the reasoning gap (Δ) also becomes more pronounced. This study serves as an initial investigation into test set contamination during the SFT stage. It is important to note that contamination at the pre-training stage is also a significant area of interest (Razeghi et al., 2022; Jiang et al., 2024).

Models	Acc ₁	Acc ₂	Acc ₃	AAcc	EAcc	Δ	RE
<i>Closed-source LLMs</i>							
OpenAI-o1-mini-2024-09-12	59.33	60.09	59.94	59.79	48.32	11.47	23.74
GPT-4o-2024-08-06	50.00	49.69	49.24	49.64	38.23	11.41	29.85
GPT-4o-mini-2024-07-18	42.81	44.80	43.27	43.63	32.11	11.52	35.88
Claude-3-Opus-20240229	35.93	39.14	35.93	37.00	24.01	12.99	54.10
<i>Open-source Chat LLMs</i>							
Yi-1.5-6B-Chat	20.34	22.48	20.03	20.95	10.40	10.55	101.4
Mistral-7B-Instruct	5.05	3.98	4.59	4.54	1.22	3.32	272.1
Qwen2-7B-Instruct	25.38	25.23	26.15	25.59	16.06	9.53	59.34
LLaMA3-8B-Instruct	6.27	7.80	7.03	7.03	2.45	4.58	186.9
Yi-1.5-9B-Chat	<u>28.75</u>	<u>28.75</u>	<u>29.51</u>	<u>29.00</u>	<u>16.67</u>	12.33	73.97
Mistral-Nemo-Instruct-2407	13.61	12.39	10.55	12.18	5.81	6.37	109.6
DeepSeek-MOE-16B-Chat	1.68	0.46	1.22	1.12	0.00	1.12	∞
DeepSeek-V2-Lite-Chat	5.05	4.89	3.52	4.49	1.38	3.11	225.4
Mistral-Small-Instruct-2409	<u>27.98</u>	<u>29.51</u>	<u>27.68</u>	<u>28.39</u>	<u>17.28</u>	11.11	<u>64.29</u>
Yi-1.5-34B-Chat	26.45	27.98	26.15	26.86	14.22	12.64	88.89
LLaMA3-70B-Instruct	20.79	23.39	20.95	21.71	12.23	9.48	77.51
Qwen2-72B-Instruct	35.02	37.92	35.32	36.09	23.55	12.54	53.25
Mistral-Large-Instruct-2407	46.94	49.08	47.71	47.91	36.70	11.21	30.54
<i>Specialized Mathematical LLMs</i>							
DeepSeek-Math-7B-Instruct	11.16	12.54	12.23	11.98	5.35	6.63	123.9
DeepSeek-Math-7B-RL	18.81	17.58	16.06	17.48	8.56	8.92	104.2
NuminaMath-7B-CoT	20.49	20.80	22.02	21.10	11.47	9.63	83.96
Mathstral-7B-v0.1	16.36	17.89	17.89	17.38	9.63	7.75	80.48
Qwen2-Math-7B-Instruct	35.78	36.09	33.33	35.07	24.77	10.30	41.58
Qwen2-Math-72B-Instruct	48.47	49.39	51.22	49.69	39.45	10.24	25.96

Table 16: **Main Results on Calculus - multivariable** (all figures are in %). The best results within each column are **bolded** and the best results of open-source Chat LLMs within a similar parameter size group are underlined.

Models	Acc ₁	Acc ₂	Acc ₃	AAcc	EAcc	Δ	RE
<i>Closed-source LLMs</i>							
OpenAI-o1-mini-2024-09-12	72.81	73.32	72.61	72.91	59.37	13.54	22.81
GPT-4o-2024-08-06	63.65	65.48	65.48	64.87	53.05	11.82	22.28
GPT-4o-mini-2024-07-18	54.68	57.43	55.91	56.01	42.26	13.75	32.53
Claude-3-Opus-20240229	47.96	51.32	50.61	49.97	34.73	15.24	43.88
<i>Open-source Chat LLMs</i>							
Yi-1.5-6B-Chat	27.39	31.57	30.96	29.97	16.80	13.17	78.39
Mistral-7B-Instruct	8.86	10.29	8.96	9.37	4.38	4.99	113.9
Qwen2-7B-Instruct	<u>39.51</u>	<u>41.96</u>	<u>39.41</u>	<u>40.29</u>	<u>27.70</u>	12.59	45.45
LLaMA3-8B-Instruct	13.14	13.95	13.44	13.51	7.03	6.48	92.18
Yi-1.5-9B-Chat	<u>37.27</u>	<u>37.88</u>	<u>38.19</u>	<u>37.78</u>	<u>23.42</u>	14.36	61.32
Mistral-Nemo-Instruct-2407	21.28	23.22	22.20	22.23	12.32	9.91	80.44
DeepSeek-MOE-16B-Chat	4.58	4.48	4.48	4.51	1.22	3.29	269.67
DeepSeek-V2-Lite-Chat	11.30	12.53	12.02	11.95	4.38	7.57	172.83
Mistral-Small-Instruct-2409	<u>39.41</u>	<u>40.73</u>	<u>39.51</u>	<u>39.88</u>	<u>26.37</u>	13.51	<u>51.23</u>
Yi-1.5-34B-Chat	<u>39.41</u>	<u>41.34</u>	<u>39.21</u>	<u>39.99</u>	<u>24.95</u>	15.04	<u>60.28</u>
LLaMA3-70B-Instruct	32.89	36.46	34.21	34.52	22.81	<u>11.71</u>	51.34
Qwen2-72B-Instruct	47.86	50.20	48.88	48.98	33.50	15.48	46.21
Mistral-Large-Instruct-2407	<u>57.33</u>	<u>59.17</u>	<u>59.57</u>	<u>58.69</u>	<u>45.93</u>	12.76	<u>27.78</u>
<i>Specialized Mathematical LLMs</i>							
DeepSeek-Math-7B-Instruct	23.83	27.39	23.83	25.02	13.75	11.27	81.96
DeepSeek-Math-7B-RL	30.04	30.65	30.65	30.45	20.06	10.39	51.79
NuminaMath-7B-CoT	32.08	32.89	32.79	32.59	20.16	12.43	61.66
Mathstral-7B-v0.1	27.70	27.19	29.53	28.14	16.29	11.85	72.74
Qwen2-Math-7B-Instruct	46.03	49.49	49.49	48.34	35.74	12.60	35.25
Qwen2-Math-72B-Instruct	61.71	61.81	60.08	61.20	49.29	11.91	24.16

Table 17: **Main Results on Calculus - single variable** (all figures are in %). The best results within each column are **bolded** and the best results of open-source Chat LLMs within a similar parameter size group are underlined.

Models	Acc ₁	Acc ₂	Acc ₃	AAcc	EAcc	Δ	RE
<i>Closed-source LLMs</i>							
OpenAI-o1-mini-2024-09-12	90.91	92.05	95.45	92.80	88.64	4.16	4.69
GPT-4o-2024-08-06	77.27	77.27	78.41	77.65	61.36	16.29	26.55
GPT-4o-mini-2024-07-18	70.45	69.32	73.86	71.21	56.82	14.39	25.33
Claude-3-Opus-20240229	56.82	65.91	68.18	63.64	50.00	13.64	27.28
<i>Open-source Chat LLMs</i>							
Yi-1.5-6B-Chat	25.00	34.09	29.55	29.55	18.18	11.37	62.54
Mistral-7B-Instruct	10.23	12.50	11.36	11.36	2.27	9.09	400.4
Qwen2-7B-Instruct	<u>39.77</u>	<u>45.45</u>	<u>44.32</u>	<u>43.18</u>	<u>28.41</u>	14.77	<u>51.99</u>
LLaMA3-8B-Instruct	22.73	23.86	<u>23.86</u>	23.48	14.77	8.71	58.97
Yi-1.5-9B-Chat	32.95	43.18	<u>44.32</u>	40.15	25.00	15.15	60.60
Mistral-Nemo-Instruct-2407	26.14	30.68	32.95	29.92	18.18	11.74	64.58
DeepSeek-MOE-16B-Chat	6.82	11.36	7.95	8.71	2.27	<u>6.44</u>	283.7
DeepSeek-V2-Lite-Chat	17.05	22.73	12.50	17.42	6.82	10.60	155.43
Mistral-Small-Instruct-2409	<u>46.59</u>	<u>59.09</u>	50.00	<u>51.89</u>	<u>38.64</u>	13.25	<u>34.29</u>
Yi-1.5-34B-Chat	37.50	48.86	<u>52.27</u>	46.21	27.27	18.94	69.45
LLaMA3-70B-Instruct	47.73	52.27	45.45	48.48	37.50	<u>10.98</u>	29.28
Qwen2-72B-Instruct	60.23	63.64	60.23	61.36	47.73	13.63	28.56
Mistral-Large-Instruct-2407	<u>69.32</u>	<u>72.73</u>	<u>71.59</u>	<u>71.21</u>	<u>57.95</u>	13.26	<u>22.88</u>
<i>Specialized Mathematical LLMs</i>							
DeepSeek-Math-7B-Instruct	26.14	37.50	27.27	30.30	17.05	13.25	77.71
DeepSeek-Math-7B-RL	30.68	42.05	39.77	37.50	26.14	11.36	43.46
NuminaMath-7B-CoT	30.68	35.23	37.50	34.47	23.86	10.61	44.47
Mathstral-7B-v0.1	34.09	38.64	35.23	35.98	26.14	9.84	37.64
Qwen2-Math-7B-Instruct	62.50	62.50	64.77	63.26	47.73	15.53	32.54
Qwen2-Math-72B-Instruct	76.14	76.14	75.00	75.76	62.50	13.26	21.22

Table 18: **Main Results on Combinatorics** (all figures are in %). Models are classified into three categories according to their purpose and origin. The best results within each column are **bolded** and the best results of open-source Chat LLMs within a similar parameter size group are underlined.

Models	Acc ₁	Acc ₂	Acc ₃	AAcc	EAcc	Δ	RE
<i>Closed-source LLMs</i>							
OpenAI-o1-mini-2024-09-12	74.51	74.51	76.47	75.16	64.71	10.45	16.15
GPT-4o-2024-08-06	66.67	70.59	70.59	69.28	58.82	10.46	17.78
GPT-4o-mini-2024-07-18	62.75	62.75	62.75	62.75	50.98	11.77	23.09
Claude-3-Opus-20240229	47.06	49.02	50.98	49.02	37.25	11.77	31.60
<i>Open-source Chat LLMs</i>							
Yi-1.5-6B-Chat	35.29	37.25	31.37	34.64	23.53	11.11	47.22
Mistral-7B-Instruct	11.76	11.76	9.80	11.11	5.88	5.23	88.95
Qwen2-7B-Instruct	<u>45.10</u>	<u>50.98</u>	<u>43.14</u>	<u>46.41</u>	<u>35.29</u>	11.12	31.51
LLaMA3-8B-Instruct	19.61	17.65	17.65	18.30	13.73	4.57	33.28
Yi-1.5-9B-Chat	39.22	39.22	39.22	39.22	27.45	11.77	42.88
Mistral-Nemo-Instruct-2407	29.41	25.49	25.49	26.80	19.61	7.19	36.66
DeepSeek-MOE-16B-Chat	1.96	3.92	1.96	2.61	0.00	2.61	∞
DeepSeek-V2-Lite-Chat	17.65	13.73	15.69	15.69	7.84	7.85	100.1
Mistral-Small-Instruct-2409	<u>47.06</u>	<u>49.02</u>	<u>43.14</u>	<u>46.41</u>	<u>37.25</u>	9.16	<u>24.59</u>
Yi-1.5-34B-Chat	<u>47.06</u>	45.10	39.22	43.79	25.49	18.30	71.79
LLaMA3-70B-Instruct	43.14	33.33	37.25	37.91	25.49	12.42	48.72
Qwen2-72B-Instruct	52.94	62.75	62.75	59.48	47.06	12.42	26.39
Mistral-Large-Instruct-2407	<u>64.71</u>	<u>64.71</u>	<u>60.78</u>	<u>63.40</u>	<u>52.94</u>	10.46	<u>19.76</u>
<i>Specialized Mathematical LLMs</i>							
DeepSeek-Math-7B-Instruct	35.29	29.41	27.45	30.72	23.53	7.19	30.56
DeepSeek-Math-7B-RL	35.29	41.18	47.06	41.18	27.45	13.73	50.02
NuminaMath-7B-CoT	33.33	35.29	37.25	35.29	21.57	13.72	63.61
Mathstral-7B-v0.1	37.25	29.41	31.37	32.68	15.69	16.99	108.3
Qwen2-Math-7B-Instruct	56.86	49.02	52.94	52.94	41.18	11.76	28.56
Qwen2-Math-72B-Instruct	70.59	72.55	72.55	71.90	64.71	7.19	11.11

Table 19: **Main Results on Complex analysis** (all figures are in %). The best results within each column are **bolded** and the best results of open-source Chat LLMs within a similar parameter size group are underlined.

Models	Acc ₁	Acc ₂	Acc ₃	AAcc	EAcc	Δ	RE
<i>Closed-source LLMs</i>							
OpenAI-o1-mini-2024-09-12	29.84	29.18	29.51	29.51	22.62	6.89	30.46
GPT-4o-2024-08-06	23.93	24.59	25.57	24.70	19.34	5.36	27.71
GPT-4o-mini-2024-07-18	20.00	22.30	19.67	20.66	16.07	4.59	28.56
Claude-3-Opus-20240229	18.69	18.03	20.33	19.02	13.11	5.91	45.08
<i>Open-source Chat LLMs</i>							
Yi-1.5-6B-Chat	<u>6.23</u>	<u>9.51</u>	<u>4.59</u>	<u>6.78</u>	<u>2.95</u>	<u>3.83</u>	<u>129.8</u>
Mistral-7B-Instruct	3.28	3.93	4.59	3.93	1.64	<u>2.29</u>	139.6
Qwen2-7B-Instruct	<u>11.80</u>	12.13	11.48	11.80	<u>7.54</u>	4.26	<u>56.50</u>
LLaMA3-8B-Instruct	4.26	5.90	5.57	5.25	2.62	2.63	100.4
Yi-1.5-9B-Chat	<u>11.80</u>	<u>13.44</u>	<u>12.13</u>	<u>12.46</u>	6.23	6.23	100.0
Mistral-Nemo-Instruct-2407	8.52	7.87	9.18	8.52	4.26	4.26	100.0
DeepSeek-MOE-16B-Chat	0.66	1.31	0.00	0.66	0.00	0.66	∞
DeepSeek-V2-Lite-Chat	2.62	2.62	1.97	2.40	0.33	2.07	627.3
Mistral-Small-Instruct-2409	<u>15.74</u>	<u>15.74</u>	<u>14.43</u>	<u>15.30</u>	<u>9.84</u>	5.46	<u>55.49</u>
Yi-1.5-34B-Chat	12.13	15.08	12.13	13.11	7.21	5.90	81.83
LLaMA3-70B-Instruct	12.79	13.44	12.13	12.79	7.54	<u>5.25</u>	69.63
Qwen2-72B-Instruct	19.34	20.00	18.36	19.23	13.77	5.46	39.65
Mistral-Large-Instruct-2407	<u>22.95</u>	<u>25.90</u>	<u>24.92</u>	<u>24.59</u>	<u>18.69</u>	5.90	<u>31.57</u>
<i>Specialized Mathematical LLMs</i>							
DeepSeek-Math-7B-Instruct	6.89	7.54	5.90	6.78	1.97	4.81	244.2
DeepSeek-Math-7B-RL	8.52	10.82	9.84	9.73	5.25	4.48	85.33
NuminaMath-7B-CoT	10.82	10.16	7.87	9.62	4.26	5.36	125.8
Mathstral-7B-v0.1	10.49	10.49	9.51	10.16	4.92	5.24	106.5
Qwen2-Math-7B-Instruct	15.41	18.69	18.03	17.38	12.13	5.25	43.28
Qwen2-Math-72B-Instruct	22.95	22.95	22.95	22.95	17.38	5.57	32.05

Table 20: **Main Results on Differential equations** (all figures are in %). Models are classified into three categories according to their purpose and origin. The best results within each column are **bolded** and the best results of open-source Chat LLMs within a similar parameter size group are underlined.

Models	Acc ₁	Acc ₂	Acc ₃	AAcc	EAcc	Δ	RE
<i>Closed-source LLMs</i>							
OpenAI-o1-mini-2024-09-12	46.53	49.13	51.16	48.94	28.32	20.62	72.81
GPT-4o-2024-08-06	28.61	29.77	29.77	29.38	18.21	11.17	61.34
GPT-4o-mini-2024-07-18	16.19	17.63	19.65	17.82	9.54	8.28	86.79
Claude-3-Opus-20240229	19.65	21.39	20.52	20.52	10.98	9.54	86.89
<i>Open-source Chat LLMs</i>							
Yi-1.5-6B-Chat	<u>5.49</u>	<u>6.94</u>	<u>6.94</u>	<u>6.45</u>	<u>3.18</u>	<u>3.27</u>	<u>102.8</u>
Mistral-7B-Instruct	1.16	3.47	2.02	2.22	0.87	<u>1.35</u>	155.2
Qwen2-7B-Instruct	8.67	12.43	8.96	10.02	3.76	6.26	166.5
LLaMA3-8B-Instruct	2.60	2.02	3.18	2.60	1.16	1.44	124.1
Yi-1.5-9B-Chat	<u>9.25</u>	<u>14.45</u>	<u>12.43</u>	<u>12.04</u>	<u>4.05</u>	7.99	197.2
Mistral-Nemo-Instruct-2407	4.62	5.49	6.07	5.39	1.73	3.66	211.6
DeepSeek-MOE-16B-Chat	0.58	0.87	1.16	0.87	0.00	0.87	∞
DeepSeek-V2-Lite-Chat	3.76	3.76	3.76	3.76	1.45	2.31	159.3
Mistral-Small-Instruct-2409	<u>12.43</u>	11.85	13.01	12.43	<u>5.78</u>	6.65	<u>115.1</u>
Yi-1.5-34B-Chat	11.85	<u>14.45</u>	<u>13.58</u>	<u>13.29</u>	5.20	8.09	155.6
LLaMA3-70B-Instruct	8.09	10.12	9.25	9.15	4.62	<u>4.53</u>	98.05
Qwen2-72B-Instruct	15.03	18.50	16.47	16.67	8.96	7.71	86.05
Mistral-Large-Instruct-2407	<u>22.54</u>	<u>26.59</u>	<u>21.97</u>	<u>23.70</u>	<u>15.32</u>	8.38	54.70
<i>Specialized Mathematical LLMs</i>							
DeepSeek-Math-7B-Instruct	4.91	6.07	4.62	5.20	2.31	2.89	125.1
DeepSeek-Math-7B-RL	5.49	7.51	5.78	6.26	2.02	4.24	209.9
NuminaMath-7B-CoT	8.67	9.25	9.25	9.06	3.76	5.30	141.0
Mathstral-7B-v0.1	4.91	9.83	7.23	7.32	3.18	4.14	130.2
Qwen2-Math-7B-Instruct	10.69	17.05	15.32	14.35	5.49	8.86	161.38
Qwen2-Math-72B-Instruct	28.90	26.88	29.19	28.32	16.47	11.85	71.95

Table 21: **Main Results on Financial mathematics** (all figures are in %). Models are classified into three categories according to their purpose and origin. The best results within each column are **bolded** and the best results of open-source Chat LLMs within a similar parameter size group are underlined.

Models	Acc ₁	Acc ₂	Acc ₃	AAcc	EAcc	Δ	RE
<i>Closed-source LLMs</i>							
OpenAI-o1-mini-2024-09-12	71.43	67.08	71.43	69.98	58.39	11.59	19.85
GPT-4o-2024-08-06	64.60	63.98	63.98	64.18	51.55	12.63	24.50
GPT-4o-mini-2024-07-18	60.87	55.90	59.63	58.80	44.10	14.70	33.33
Claude-3-Opus-20240229	57.76	49.69	49.07	52.17	37.89	14.28	37.69
<i>Open-source Chat LLMs</i>							
Yi-1.5-6B-Chat	32.92	27.33	30.43	30.23	18.01	12.22	67.85
Mistral-7B-Instruct	8.70	8.70	6.83	8.07	3.11	4.96	159.5
Qwen2-7B-Instruct	<u>50.31</u>	<u>39.75</u>	<u>42.86</u>	<u>44.31</u>	<u>29.19</u>	15.12	<u>51.80</u>
LLaMA3-8B-Instruct	24.84	19.88	19.88	21.53	9.94	11.59	116.6
Yi-1.5-9B-Chat	38.51	37.89	36.02	37.47	22.36	15.11	67.58
Mistral-Nemo-Instruct-2407	31.68	27.95	28.57	29.40	16.77	12.63	75.31
DeepSeek-MOE-16B-Chat	4.97	3.73	6.21	4.97	1.86	3.11	167.2
DeepSeek-V2-Lite-Chat	11.18	14.29	14.91	13.46	4.97	8.49	170.8
Mistral-Small-Instruct-2409	<u>44.72</u>	<u>47.21</u>	<u>46.58</u>	<u>46.17</u>	<u>32.92</u>	13.25	<u>40.25</u>
Yi-1.5-34B-Chat	43.48	37.89	37.89	44.72	42.03	27.33	14.70
LLaMA3-70B-Instruct	39.13	38.51	39.75	39.13	25.47	13.66	53.63
Qwen2-72B-Instruct	59.01	49.69	53.42	54.04	40.99	13.05	31.84
Mistral-Large-Instruct-2407	61.49	<u>57.76</u>	<u>60.25</u>	<u>59.83</u>	<u>50.31</u>	<u>9.52</u>	18.92
<i>Specialized Mathematical LLMs</i>							
DeepSeek-Math-7B-Instruct	29.19	24.22	24.22	25.88	14.29	11.59	81.11
DeepSeek-Math-7B-RL	34.78	29.19	29.81	31.26	19.25	12.01	62.39
NuminaMath-7B-CoT	33.54	31.68	28.57	31.26	19.25	12.01	62.39
Mathstral-7B-v0.1	39.13	32.92	37.89	36.65	24.22	12.43	51.32
Qwen2-Math-7B-Instruct	52.80	42.86	45.96	47.20	34.16	13.04	38.17
Qwen2-Math-72B-Instruct	67.08	61.49	64.60	64.39	53.42	10.97	20.54

Table 22: **Main Results on Geometry** (all figures are in %). Models are classified into three categories according to their purpose and origin. The best results within each column are **bolded** and the best results of open-source Chat LLMs within a similar parameter size group are underlined.

Models	Acc ₁	Acc ₂	Acc ₃	AAcc	EAcc	Δ	RE
<i>Closed-source LLMs</i>							
OpenAI-o1-mini-2024-09-12	74.90	74.90	75.90	75.23	65.86	9.37	14.23
GPT-4o-2024-08-06	63.86	61.65	61.65	62.38	51.61	10.77	20.87
GPT-4o-mini-2024-07-18	57.63	57.03	56.22	56.96	43.37	13.59	31.34
Claude-3-Opus-20240229	51.20	48.80	49.00	49.67	37.15	12.52	33.70
<i>Open-source Chat LLMs</i>							
Yi-1.5-6B-Chat	23.69	23.69	21.49	22.96	12.45	10.51	84.42
Mistral-7B-Instruct	8.03	7.43	7.23	7.56	2.61	<u>4.95</u>	189.7
Qwen2-7B-Instruct	<u>36.35</u>	<u>34.54</u>	<u>32.73</u>	<u>34.54</u>	<u>22.29</u>	12.25	54.96
LLaMA3-8B-Instruct	13.25	12.45	12.65	12.78	6.43	6.35	98.76
Yi-1.5-9B-Chat	34.14	31.93	31.93	32.66	18.47	14.19	76.83
Mistral-Nemo-Instruct-2407	23.69	20.48	23.90	22.69	11.24	11.45	101.9
DeepSeek-MOE-16B-Chat	2.01	2.41	3.61	2.68	0.80	1.88	235.0
DeepSeek-V2-Lite-Chat	9.24	8.23	7.43	8.30	1.81	6.49	358.6
Mistral-Small-Instruct-2409	<u>43.17</u>	<u>38.35</u>	<u>41.57</u>	<u>41.03</u>	<u>28.51</u>	12.52	<u>43.91</u>
Yi-1.5-34B-Chat	35.34	31.93	34.94	34.07	20.08	13.99	69.67
LLaMA3-70B-Instruct	34.34	30.72	29.32	31.46	19.28	12.18	63.17
Qwen2-72B-Instruct	52.81	51.00	49.80	51.20	38.15	13.05	34.21
Mistral-Large-Instruct-2407	<u>62.25</u>	<u>59.04</u>	<u>58.43</u>	<u>59.91</u>	<u>48.59</u>	<u>11.32</u>	<u>23.30</u>
<i>Specialized Mathematical LLMs</i>							
DeepSeek-Math-7B-Instruct	20.08	21.08	18.07	19.75	9.44	10.31	109.2
DeepSeek-Math-7B-RL	26.91	26.51	23.09	25.50	15.46	10.04	64.94
NuminaMath-7B-CoT	25.70	25.50	27.11	26.10	14.66	11.44	78.04
Mathstral-7B-v0.1	29.92	23.90	24.70	26.17	13.86	12.31	88.82
Qwen2-Math-7B-Instruct	46.39	43.17	43.57	44.38	32.73	11.65	35.59
Qwen2-Math-72B-Instruct	61.45	59.24	62.85	61.18	47.59	13.59	28.56

Table 23: **Main Results on Linear algebra** (all figures are in %). Models are classified into three categories according to their purpose and origin. The best results within each column are **bolded** and the best results of open-source Chat LLMs within a similar parameter size group are underlined.

Models	Acc ₁	Acc ₂	Acc ₃	AAcc	EAcc	Δ	RE
<i>Closed-source LLMs</i>							
OpenAI-o1-mini-2024-09-12	80.43	76.09	73.91	76.81	58.70	18.11	30.85
GPT-4o-2024-08-06	60.87	63.04	67.39	63.77	56.52	7.25	12.83
GPT-4o-mini-2024-07-18	60.87	58.70	58.70	59.42	52.17	7.25	13.90
Claude-3-Opus-20240229	47.83	54.35	56.52	52.90	39.13	13.77	35.19
<i>Open-source Chat LLMs</i>							
Yi-1.5-6B-Chat	26.09	26.09	19.57	23.91	13.04	10.87	83.36
Mistral-7B-Instruct	6.52	6.52	8.70	7.25	2.17	5.08	234.1
Qwen2-7B-Instruct	<u>34.78</u>	<u>39.13</u>	<u>41.30</u>	<u>38.41</u>	<u>23.91</u>	14.50	<u>60.64</u>
LLaMA3-8B-Instruct	19.57	21.74	15.22	18.84	8.70	10.14	116.6
Yi-1.5-9B-Chat	<u>34.78</u>	32.61	34.78	34.06	<u>23.91</u>	10.15	42.45
Mistral-Nemo-Instruct-2407	17.39	28.26	28.26	24.64	8.70	15.94	183.2
DeepSeek-MOE-16B-Chat	6.52	6.52	2.17	5.07	2.17	2.90	133.6
DeepSeek-V2-Lite-Chat	15.22	13.04	15.22	14.49	4.35	10.14	233.1
Mistral-Small-Instruct-2409	<u>45.65</u>	<u>34.78</u>	<u>41.30</u>	<u>40.58</u>	<u>30.43</u>	10.15	33.36
Yi-1.5-34B-Chat	<u>36.96</u>	<u>34.78</u>	<u>47.83</u>	<u>39.86</u>	<u>26.09</u>	13.77	<u>52.78</u>
LLaMA3-70B-Instruct	30.43	23.91	36.96	30.43	15.22	15.21	99.93
Qwen2-72B-Instruct	47.83	<u>58.70</u>	43.48	50.00	36.96	<u>13.04</u>	35.28
Mistral-Large-Instruct-2407	<u>58.70</u>	<u>58.70</u>	<u>58.70</u>	<u>58.70</u>	<u>45.65</u>	13.05	<u>28.59</u>
<i>Specialized Mathematical LLMs</i>							
DeepSeek-Math-7B-Instruct	23.91	28.26	30.43	27.54	15.22	12.32	80.95
DeepSeek-Math-7B-RL	21.74	26.09	26.09	24.64	13.04	11.60	88.96
NuminaMath-7B-CoT	17.39	32.61	32.61	27.54	13.04	14.50	111.2
Mathstral-7B-v0.1	28.26	30.43	30.43	29.71	17.39	12.32	70.85
Qwen2-Math-7B-Instruct	39.13	43.48	43.48	42.03	30.43	11.60	38.12
Qwen2-Math-72B-Instruct	60.87	54.35	63.04	59.42	50.00	9.42	18.84

Table 24: **Main Results on Number theory** (all figures are in %). Models are classified into three categories according to their purpose and origin. The best results within each column are **bolded** and the best results of open-source Chat LLMs within a similar parameter size group are underlined.

Models	Acc ₁	Acc ₂	Acc ₃	AAcc	EAcc	Δ	RE
<i>Closed-source LLMs</i>							
OpenAI-o1-mini-2024-09-12	66.07	68.45	68.15	67.56	51.49	16.07	31.21
GPT-4o-2024-08-06	66.07	66.07	65.77	65.97	54.76	11.21	20.47
GPT-4o-mini-2024-07-18	50.89	56.85	52.38	53.37	39.88	13.49	33.83
Claude-3-Opus-20240229	56.55	59.23	59.82	58.53	44.94	13.59	30.24
<i>Open-source Chat LLMs</i>							
Yi-1.5-6B-Chat	20.24	22.62	21.43	21.43	10.42	11.01	105.7
Mistral-7B-Instruct	10.12	11.01	10.42	10.52	3.57	<u>6.95</u>	194.7
Qwen2-7B-Instruct	<u>31.85</u>	<u>39.58</u>	<u>33.63</u>	<u>35.02</u>	<u>20.54</u>	14.48	<u>70.50</u>
LLaMA3-8B-Instruct	16.37	16.96	15.48	16.27	9.23	7.04	76.27
Yi-1.5-9B-Chat	28.27	30.06	31.85	30.06	13.69	16.37	119.6
Mistral-Nemo-Instruct-2407	23.81	26.79	25.00	25.20	15.18	10.02	66.01
DeepSeek-MOE-16B-Chat	5.65	4.76	4.17	4.86	1.19	3.67	308.4
DeepSeek-V2-Lite-Chat	9.82	11.61	10.42	10.62	3.27	7.35	224.8
Mistral-Small-Instruct-2409	<u>39.58</u>	<u>43.15</u>	<u>43.45</u>	<u>42.06</u>	<u>27.68</u>	14.38	51.95
Yi-1.5-34B-Chat	37.20	41.67	38.39	39.09	23.51	15.58	<u>66.27</u>
LLaMA3-70B-Instruct	35.12	36.31	34.23	35.22	22.02	<u>13.20</u>	59.95
Qwen2-72B-Instruct	48.51	48.51	44.05	47.02	33.04	13.98	42.31
Mistral-Large-Instruct-2407	59.82	60.12	<u>58.33</u>	<u>59.42</u>	<u>45.54</u>	13.88	30.48
<i>Specialized Mathematical LLMs</i>							
DeepSeek-Math-7B-Instruct	21.73	22.92	21.43	22.02	10.71	11.31	105.6
DeepSeek-Math-7B-RL	24.40	25.89	26.19	25.50	14.88	10.62	71.37
NuminaMath-7B-CoT	25.60	26.49	25.30	25.79	13.39	12.40	92.61
Mathstral-7B-v0.1	27.38	29.46	25.30	27.38	14.88	12.50	84.01
Qwen2-Math-7B-Instruct	36.61	44.35	39.88	40.28	25.89	14.39	55.58
Qwen2-Math-72B-Instruct	58.33	62.20	59.52	60.02	44.05	15.97	36.25

Table 25: **Main Results on Probability** (all figures are in %). Models are classified into three categories according to their purpose and origin. The best results within each column are **bolded** and the best results of open-source Chat LLMs within a similar parameter size group are underlined.

Models	Acc ₁	Acc ₂	Acc ₃	AAcc	EAcc	Δ	RE
<i>Closed-source LLMs</i>							
OpenAI-o1-mini-2024-09-12	78.26	<u>73.91</u>	79.71	77.29	66.67	10.62	15.93
GPT-4o-2024-08-06	75.36	76.81	68.12	73.43	59.42	14.01	23.58
GPT-4o-mini-2024-07-18	59.42	<u>57.97</u>	59.42	58.94	40.58	18.36	45.24
Claude-3-Opus-20240229	56.52	60.87	62.32	59.90	43.48	16.42	37.76
<i>Open-source Chat LLMs</i>							
Yi-1.5-6B-Chat	14.49	14.49	18.84	15.94	7.25	8.69	119.9
Mistral-7B-Instruct	2.90	5.80	5.80	4.83	0.00	4.83	∞
Qwen2-7B-Instruct	20.29	<u>36.23</u>	24.64	<u>27.05</u>	<u>13.04</u>	14.01	107.4
LLaMA3-8B-Instruct	8.70	15.94	8.70	11.11	5.80	5.31	91.55
Yi-1.5-9B-Chat	<u>24.64</u>	18.84	<u>26.09</u>	23.19	5.80	17.39	299.8
Mistral-Nemo-Instruct-2407	24.64	33.33	26.09	28.02	18.84	9.18	48.73
DeepSeek-MOE-16B-Chat	2.90	1.45	1.45	1.93	0.00	1.93	∞
DeepSeek-V2-Lite-Chat	4.35	7.25	5.80	5.80	1.45	4.35	300.0
Mistral-Small-Instruct-2409	<u>47.83</u>	<u>44.93</u>	40.58	<u>44.44</u>	<u>30.43</u>	14.01	<u>46.04</u>
Yi-1.5-34B-Chat	<u>30.43</u>	<u>40.58</u>	<u>43.48</u>	<u>38.16</u>	<u>21.74</u>	<u>16.42</u>	<u>75.53</u>
LLaMA3-70B-Instruct	28.99	26.09	24.64	26.57	15.94	<u>10.63</u>	66.69
Qwen2-72B-Instruct	52.17	55.07	49.28	52.17	36.23	15.94	44.00
Mistral-Large-Instruct-2407	<u>59.42</u>	<u>60.87</u>	<u>57.97</u>	<u>59.42</u>	<u>44.93</u>	14.49	<u>32.25</u>
<i>Specialized Mathematical LLMs</i>							
DeepSeek-Math-7B-Instruct	21.74	18.84	13.04	17.87	8.70	9.17	105.4
DeepSeek-Math-7B-RL	23.19	23.19	24.64	23.67	10.14	13.53	133.4
NuminaMath-7B-CoT	17.39	26.09	18.84	20.77	8.70	12.07	138.7
Mathstral-7B-v0.1	23.19	26.09	20.29	23.19	14.49	8.70	60.04
Qwen2-Math-7B-Instruct	31.88	39.13	27.54	32.85	18.84	14.01	74.36
Qwen2-Math-72B-Instruct	60.87	56.52	55.07	57.49	40.58	16.91	41.67

Table 26: **Main Results on Set theory and logic** (all figures are in %). Models are classified into three categories according to their purpose and origin. The best results within each column are **bolded** and the best results of open-source Chat LLMs within a similar parameter size group are underlined.

Models	Acc ₁	Acc ₂	Acc ₃	AAcc	EAcc	Δ	RE
<i>Closed-source LLMs</i>							
OpenAI-o1-mini-2024-09-12	64.09	62.34	61.85	62.76	49.88	12.88	25.82
GPT-4o-2024-08-06	59.10	62.09	60.10	60.43	49.38	11.05	22.38
GPT-4o-mini-2024-07-18	43.14	46.38	48.63	46.05	32.92	13.13	39.88
Claude-3-Opus-20240229	52.12	53.12	50.37	51.87	37.16	14.71	39.59
<i>Open-source Chat LLMs</i>							
Yi-1.5-6B-Chat	15.96	16.96	21.45	18.12	6.23	11.89	190.9
Mistral-7B-Instruct	11.97	11.72	11.47	11.72	2.99	8.73	291.0
Qwen2-7B-Instruct	<u>26.68</u>	<u>27.93</u>	29.18	<u>27.93</u>	<u>13.97</u>	13.96	99.93
LLaMA3-8B-Instruct	10.72	13.47	16.21	13.47	5.99	7.48	124.9
Yi-1.5-9B-Chat	26.43	23.94	<u>31.67</u>	<u>27.35</u>	<u>13.97</u>	<u>13.38</u>	<u>95.78</u>
Mistral-Nemo-Instruct-2407	22.94	27.18	24.94	25.02	14.71	10.31	70.09
DeepSeek-MOE-16B-Chat	3.24	3.49	4.74	3.82	1.00	2.82	282.0
DeepSeek-V2-Lite-Chat	8.98	8.48	9.23	8.89	2.74	6.15	224.5
Mistral-Small-Instruct-2409	<u>37.66</u>	35.91	35.66	<u>36.41</u>	<u>23.69</u>	12.72	<u>53.69</u>
Yi-1.5-34B-Chat	32.92	<u>37.41</u>	<u>37.91</u>	36.08	21.45	14.63	68.21
LLaMA3-70B-Instruct	22.44	20.70	21.45	21.53	11.97	<u>9.56</u>	79.87
Qwen2-72B-Instruct	43.14	44.39	44.89	44.14	31.42	12.72	40.48
Mistral-Large-Instruct-2407	<u>54.36</u>	<u>50.12</u>	<u>53.62</u>	<u>52.70</u>	<u>39.90</u>	12.80	<u>32.08</u>
<i>Specialized Mathematical LLMs</i>							
DeepSeek-Math-7B-Instruct	18.95	16.96	18.95	18.29	6.73	11.56	171.8
DeepSeek-Math-7B-RL	21.70	24.44	22.69	22.94	9.23	13.71	148.5
NuminaMath-7B-CoT	17.71	18.20	18.95	18.29	6.48	11.81	182.3
Mathstral-7B-v0.1	19.70	22.69	21.70	21.36	9.73	11.63	119.5
Qwen2-Math-7B-Instruct	31.42	31.17	37.66	33.42	17.71	15.71	88.71
Qwen2-Math-72B-Instruct	47.38	50.87	47.63	48.63	33.92	14.71	43.37

Table 27: **Main Results on Statistics** (all figures are in %). Models are classified into three categories according to their purpose and origin. The best results within each column are **bolded** and the best results of open-source Chat LLMs within a similar parameter size group are underlined.

Models	Acc ₁	Acc ₂	Acc ₃	AAcc	EAcc	Δ	RE
<i>Closed-source LLMs</i>							
OpenAI-o1-mini-2024-09-12	75.84	74.16	69.10	73.03	56.74	16.29	28.71
GPT-4o-2024-08-06	67.98	74.16	66.29	69.48	51.69	17.79	34.42
GPT-4o-mini-2024-07-18	52.25	58.99	55.06	55.43	37.64	17.79	47.26
Claude-3-Opus-20240229	53.93	52.81	53.37	53.37	37.64	15.73	41.79
<i>Open-source Chat LLMs</i>							
Yi-1.5-6B-Chat	24.16	24.72	20.79	23.22	11.24	11.98	106.6
Mistral-7B-Instruct	6.74	7.87	6.18	6.93	1.69	5.24	310.0
Qwen2-7B-Instruct	<u>36.52</u>	<u>41.01</u>	<u>42.13</u>	<u>39.89</u>	<u>25.84</u>	<u>14.05</u>	<u>54.37</u>
LLaMA3-8B-Instruct	14.61	12.92	13.48	13.67	4.49	9.18	204.5
Yi-1.5-9B-Chat	32.02	30.34	32.02	31.46	15.73	15.73	100.0
Mistral-Nemo-Instruct-2407	23.03	23.60	24.72	23.78	11.80	11.98	101.5
DeepSeek-MOE-16B-Chat	3.93	3.93	4.49	4.12	0.00	4.12	∞
DeepSeek-V2-Lite-Chat	10.67	15.73	11.80	12.73	3.37	9.36	277.7
Mistral-Small-Instruct-2409	38.76	<u>41.01</u>	<u>45.51</u>	<u>41.76</u>	<u>27.53</u>	14.23	<u>51.69</u>
Yi-1.5-34B-Chat	<u>44.38</u>	39.33	37.64	40.45	25.28	15.17	60.01
LLaMA3-70B-Instruct	33.71	36.52	34.83	35.02	23.03	<u>11.99</u>	52.06
Qwen2-72B-Instruct	52.25	50.56	50.00	50.94	35.39	15.55	43.94
Mistral-Large-Instruct-2407	<u>65.73</u>	<u>64.61</u>	<u>66.85</u>	<u>65.73</u>	<u>50.00</u>	15.73	31.46
<i>Specialized Mathematical LLMs</i>							
DeepSeek-Math-7B-Instruct	26.40	28.09	29.78	28.09	11.24	16.85	149.9
DeepSeek-Math-7B-RL	32.02	33.71	36.52	34.08	20.22	13.86	68.55
NuminaMath-7B-CoT	33.71	34.83	30.34	32.96	17.42	15.54	89.21
Mathstral-7B-v0.1	30.34	31.46	34.27	32.02	18.54	13.48	72.71
Qwen2-Math-7B-Instruct	53.93	50.00	51.69	51.87	38.76	13.11	33.82
Qwen2-Math-72B-Instruct	62.92	65.17	63.48	63.86	50.00	13.86	27.72

Table 28: **Main Results on Trigonometry** (all figures are in %). Models are classified into three categories according to their purpose and origin. The best results within each column are **bolded** and the best results of open-source Chat LLMs within a similar parameter size group are underlined.

Problem: You have boxes of five types. They are characterized by their length L , their width W , their height H , their age A , and their price P , as given in the following table:

type	L	W	H	A	P
<i>I</i>	1	1	1	1	1
<i>II</i>	1	1	2	3	2
<i>III</i>	1	2	3	2	2
<i>IV</i>	1	2	4	1	2
<i>V</i>	1	2	5	1	3

So for example, boxes of type IV measure 1 by 2 by 4 feet, are a year old, and cost \$2 each. Suppose the sum of the lengths of your boxes is 25, the sum of their widths is 40, the sum of their heights is 75, the sum of their ages is 43, and the total price of those boxes is 51. You have [ANS] boxes of type I, [ANS] boxes of type II, [ANS] boxes of type III, [ANS] boxes of type IV, [ANS] boxes of type V.

o1-mini Completion: To solve the system of equations based on the given constraints, we define the variables as follows:

$$\begin{cases} x_1 = \text{Number of Type I boxes} \\ x_2 = \text{Number of Type II boxes} \\ x_3 = \text{Number of Type III boxes} \\ x_4 = \text{Number of Type IV boxes} \\ x_5 = \text{Number of Type V boxes} \end{cases}$$

Using the provided data, we set up the following equations:

1. $x_1 + x_2 + x_3 + x_4 + x_5 = 25$
2. $x_1 + x_2 + 2x_3 + 2x_4 + 2x_5 = 40$
3. $x_1 + 2x_2 + 3x_3 + 4x_4 + 5x_5 = 75$
4. $x_1 + 3x_2 + 2x_3 + x_4 + x_5 = 43$
5. $x_1 + 2x_2 + 2x_3 + 2x_4 + 3x_5 = 51$

By systematically solving these equations, we find the values of the variables:

$$\begin{aligned} x_5 &= 2.5 \\ x_1 &= x_5 - 1 = 1.5 \\ x_2 &= 11 - x_5 = 8.5 \\ x_3 &= x_5 + 1 = 3.5 \\ x_4 &= 14 - 2x_5 = 9 \end{aligned}$$

[\[It skipped detailed steps and obtained incorrect results in equation manipulation\]](#)

**The final answers are 1.5, 8.5, 3.5, 9, 2.5 **

Ground-Truth Answer: 4, 6, 6, 4, 5

Model Output: 1.5, 8.5, 3.5, 9, 2.5

Table 29: An example of Linear algebra with expression calculation error.

Problem: How long will it take for \$3100 compounded semiannually at an annual rate of 1% to amount to \$7000? [ANS] years

o1-mini Completion: To determine how long it will take for \$3100 to grow to \$7000 with semiannual compounding at an annual rate of 1%, we can use the compound interest formula:

$$A = P \left(1 + \frac{r}{n}\right)^{nt}$$

Where: - $A = 7000$ (the final amount) - $P = 3100$ (the principal amount) - $r = 0.01$ (the annual interest rate) - $n = 2$ (the number of compounding periods per year) - t is the time in years

Plugging in the known values:

$$7000 = 3100 \left(1 + \frac{0.01}{2}\right)^{2t}$$

$$\frac{7000}{3100} = (1.005)^{2t}$$

$$2.258064516 = (1.005)^{2t}$$

Taking the natural logarithm of both sides:

$$\ln(2.258064516) = 2t \cdot \ln(1.005)$$

$$t = \frac{\ln(2.258064516)}{2 \cdot \ln(1.005)}$$

Calculating the values:

$$\ln(2.258064516) \approx 0.8154244$$

[should be 0.8145080376]

$$\ln(1.005) \approx 0.00498752$$

[should be 0.00498754141]

$$t \approx \frac{0.8154244}{2 \cdot 0.00498752} \approx 81.56$$

[With the wrong parameters, should be $\frac{0.8154244}{2 \cdot 0.00498752} = 81.74647921$]

[With the right parameters, should be $\frac{0.8145080376}{2 \cdot 0.00498754141} = 81.6542615$]

The final answer is 81.56.

Ground-Truth Answer: 81.6542614995239

Model Output: 81.56

Table 30: An example of Financial mathematics with numeric calculation error.

Problem: If you make a deposit into a bank account, at what interest rate (compounded weekly) should you invest if you would like to double your investment in 78 weeks? [ANS] % (Note: Your answer should be accurate to two decimal places)

o1-mini Completion: To determine the interest rate r (compounded weekly) required to double your investment in 78 weeks, we can use the compound interest formula:

$$FV = PV \times \left(1 + \frac{r}{100}\right)^n$$

[here should be $\left(1 + \frac{r}{52}\right)^n$ for 52 weeks a year]

Where: - FV is the future value - PV is the present value - r is the weekly interest rate (in percentage) - n is the number of weeks
Given that you want to double your investment:

$$2 = \left(1 + \frac{r}{100}\right)^{78}$$

To solve for r , take the natural logarithm of both sides:

$$\ln(2) = 78 \times \ln\left(1 + \frac{r}{100}\right)$$

$$\ln\left(1 + \frac{r}{100}\right) = \frac{\ln(2)}{78}$$

$$1 + \frac{r}{100} = e^{\frac{\ln(2)}{78}}$$

$$\frac{r}{100} = e^{\frac{\ln(2)}{78}} - 1$$

$$r = \left(e^{\frac{\ln(2)}{78}} - 1\right) \times 100$$

Calculating the above:

$$r \approx \left(e^{\frac{0.693147}{78}} - 1\right) \times 100 \approx 0.89\%$$

The final answer is 0.89.

Ground-Truth Answer: 46.4157

Model Output: 0.89

Table 31: An example of Financial mathematics with flawed reasoning.

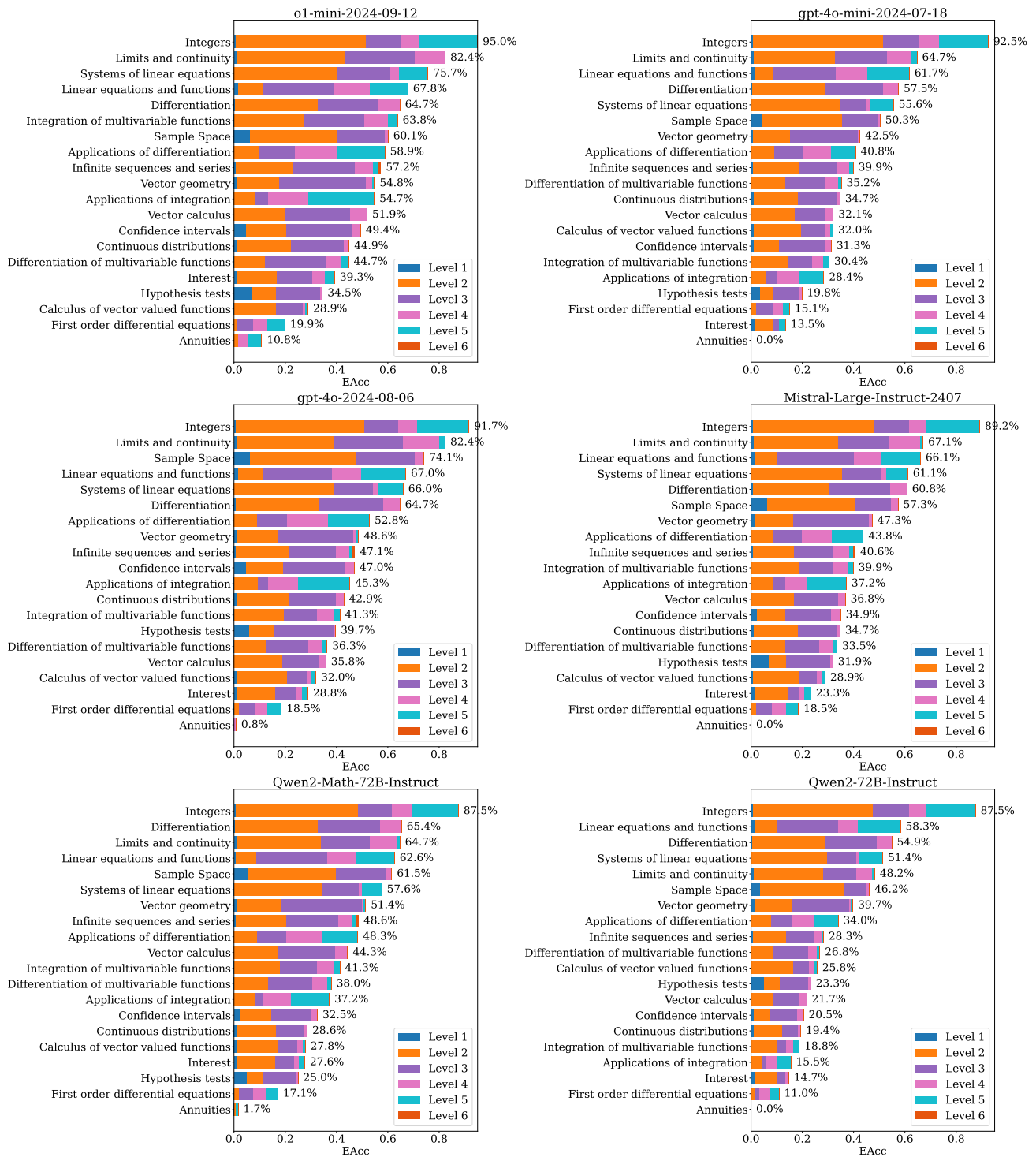


Figure 10: Model accuracy across topics

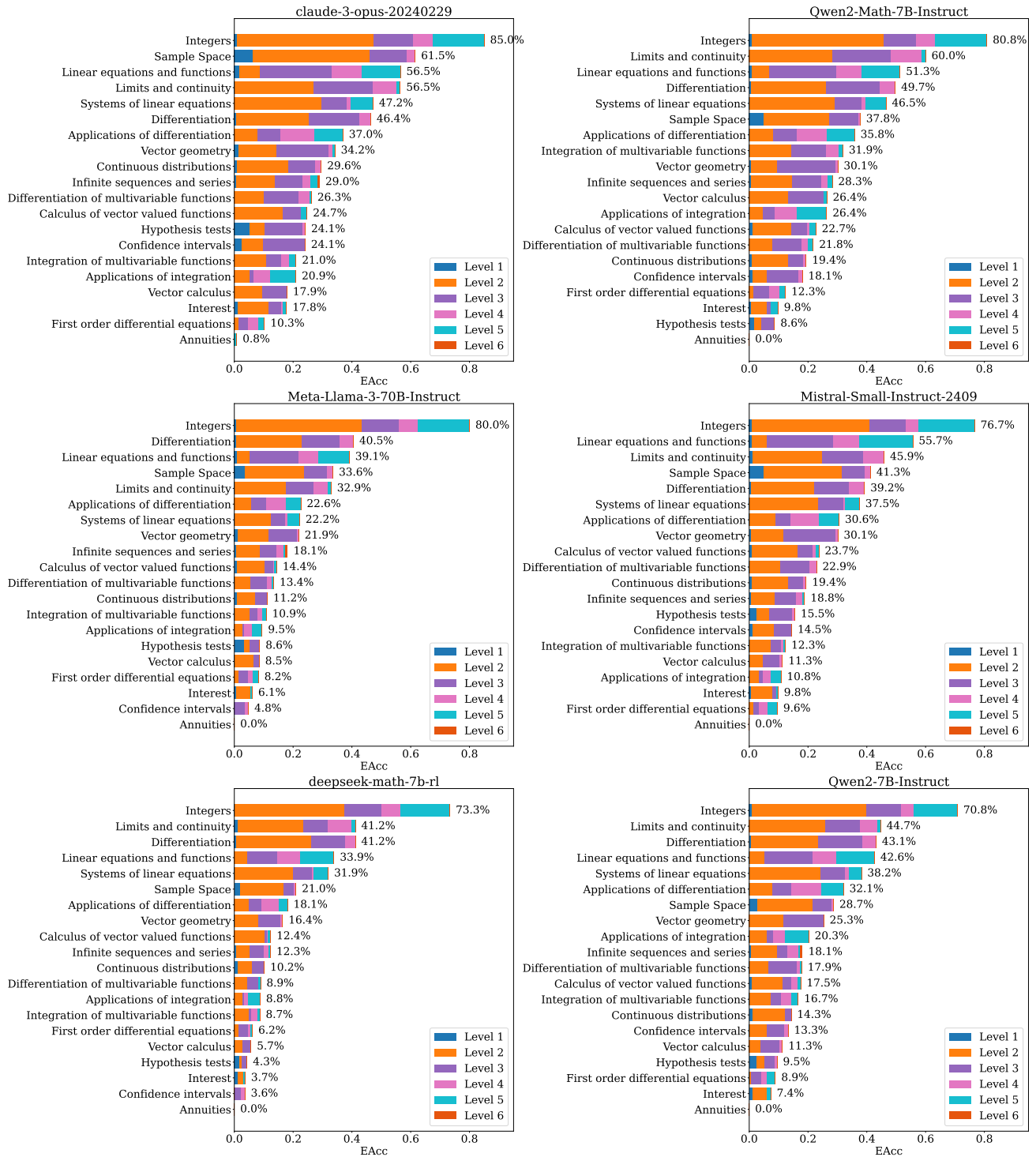


Figure 11: Model accuracy across topics

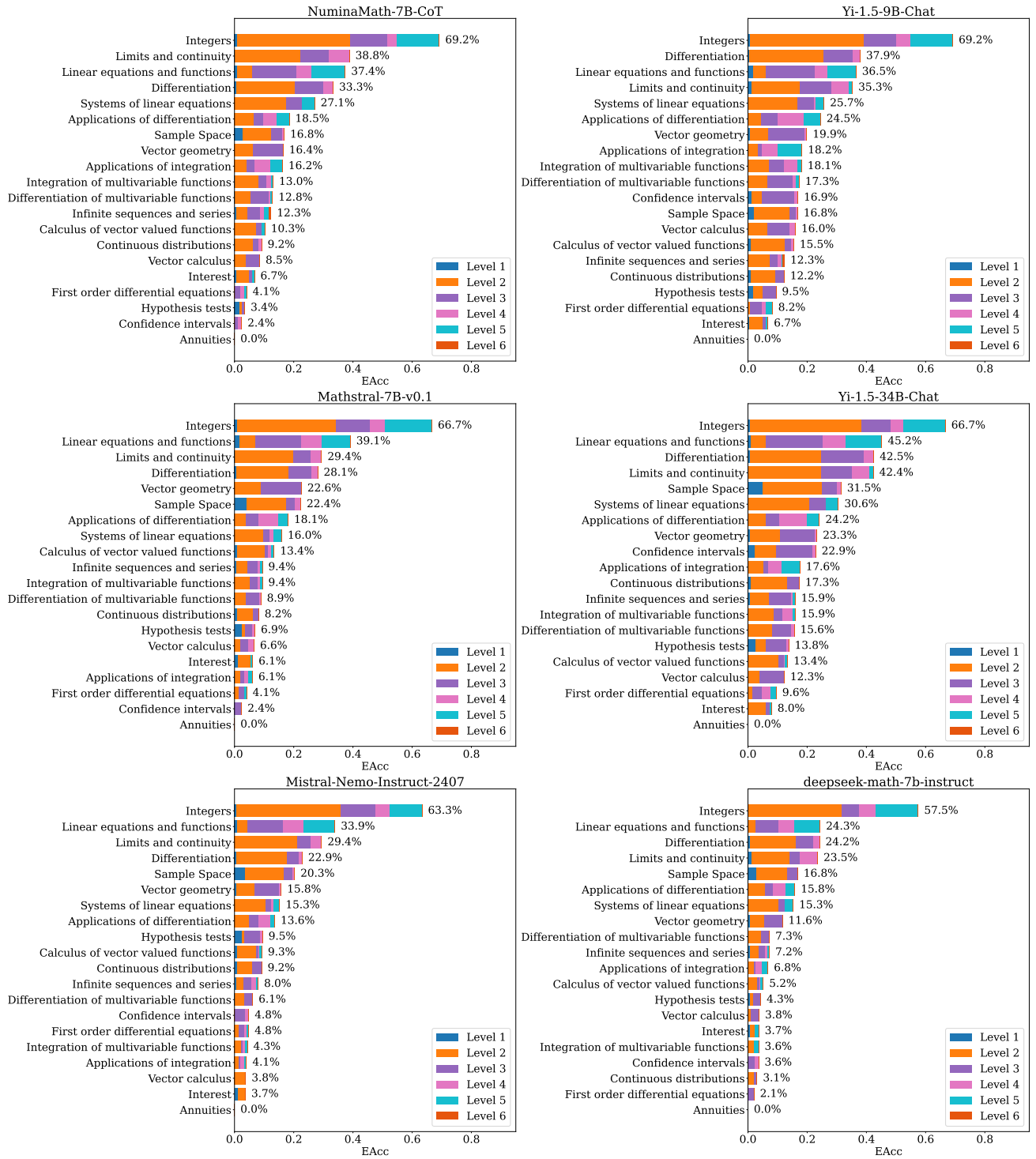


Figure 12: Model accuracy across topics



Figure 13: Model accuracy across topics

Models	AAcc	diff. AAcc	EAcc	diff. EAcc	Δ	diff. Δ
<i>Closed-source LLMs</i>						
GPT-4o-2024-08-06	60.73	+0.36	50.44	+0.50	10.29	-0.14
<i>Open-source Chat LLMs</i>						
Yi-1.5-6B-Chat	26.11	-0.14	15.57	+0.24	10.54	-0.38
Mistral-7B-Instruct	10.76	+0.20	4.41	-0.03	6.35	+0.23
Qwen2-7B-Instruct	36.38	0.0	25.29	0.14	11.09	-0.14
LLaMA3-8B-Instruct	16.41	-0.14	8.61	-0.3	7.8	+0.16
Yi-1.5-9B-Chat	34.50	+0.21	21.75	+0.63	12.75	-0.42
Mistral-Nemo-Instruct-2407	25.46	+0.38	15.19	-0.24	10.27	<u>+0.62</u>
DeepSeek-MOE-16B-Chat	6.34	+0.54	2.07	+0.11	4.27	+0.44
DeepSeek-V2-Lite-Chat	13.98	+0.9	6.44	+0.75	7.54	+0.25
Mistral-Small-Instruct-2409	39.66	-0.56	27.90	-0.94	11.76	+0.38
Yi-1.5-34B-Chat	37.57	+0.04	23.83	-0.51	13.74	+0.47
LLaMA3-70B-Instruct	33.93	+0.31	23.24	-0.03	10.69	+0.34
Qwen2-72B-Instruct	47.89	+0.13	36.08	+0.30	11.81	-0.17
Mistral-Large-Instruct-2407	55.97	+0.04	45.17	+0.13	10.8	-0.09
<i>Specialized Mathematical LLMs</i>						
DeepSeek-Math-7B-Instruct	24.57	+0.68	14.90	+1.29	9.67	-0.61
DeepSeek-Math-7B-RL	29.42	-0.23	19.58	+0.24	9.84	-0.47
NuminaMath-7B-CoT	27.81	-1.99	16.62	-2.19	11.19	+0.20
Mathstral-7B-v0.1	29.75	+1.24	19.26	+1.32	10.49	-0.08
Qwen2-Math-7B-Instruct	42.65	-1.08	31.18	-1.08	11.47	0.0
Qwen2-Math-72B-Instruct	57.35	+0.32	46.04	+0.19	11.31	+0.13

Table 32: **Results of PHP on UGMATHBENCH** (all figures are in %). "diff." refers to the improvement over results in Table 4. The best results within column with "diff." are **bolded** and the worst results are underlined.

Subject	AAcc	diff. AAcc	EAcc	diff. EAcc	Δ	diff. Δ
Arithmetic	92.11	+0.29	88.47	+1.20	3.64	-0.91
Algebra	72.33	+0.97	65.35	+0.68	6.98	+0.29
Set theory and logic	71.98	-1.45	57.97	-1.45	14.01	0.0
Trigonometry	67.79	<u>-1.69</u>	53.37	+1.68	14.42	-3.37
Combinatorics	78.79	+1.14	65.91	+4.55	12.88	-3.41
Geometry	67.49	+3.31	54.04	+2.49	13.45	<u>+1.82</u>
Calculus single-variable	65.11	+0.24	53.26	+0.21	11.85	+0.03
Calculus multivariable	49.85	+0.21	38.53	+0.30	11.32	-0.09
Linear Algebra	62.85	+0.47	52.81	+1.20	10.04	-0.73
Number Theory	65.22	+1.45	54.35	+2.18	10.87	-0.73
Financial Mathematics	29.87	+0.49	20.81	+2.60	9.06	-2.11
Probability	65.38	-0.59	52.68	<u>-2.08</u>	12.7	+1.49
Statistics	60.27	-0.16	48.88	-0.50	11.39	+0.34
Complex Analysis	70.59	+1.31	58.82	0.0	11.77	+1.31
Differential Equations	25.03	0.33	18.03	-1.31	7.00	+1.64
Abstract Algebra	53.17	+4.76	35.71	+7.14	7.46	-2.38

Table 33: **Results across different subjects of PHP for GPT-4o.** (all figures are in %). "diff." refers to the improvement over results in Table 4. The best results within column with "diff." are **bolded** and the worst results are underlined.