

Divide-Then-Aggregate: An Efficient Tool Learning Method via Parallel Tool Invocation

Dongsheng Zhu^{1†}, Weixian Shi^{1†}, Zhengliang Shi^{1,2‡},
Zhaochun Ren¹, Shuaiqiang Wang³, Lingyong Yan^{1*}, Dawei Yin^{1*}

¹ Baidu. Inc., Beijing, China ² Shandong University, Qingdao, China

³ Leiden University, Leiden, The Netherlands

{zhudongsheng, shiweixian, yanlingyong, yindawei}@baidu.com

Abstract

Although current Large Language Models (LLMs) exhibit impressive capabilities, performing complex real-world tasks still requires tool learning. Mainstream methods, such as CoT/ReAct, rely on step-by-step tool invocation to interact with external environments, but they are limited in perceptual scope and lack adequate task-planning capability. To address these limitations, other studies introduce the first Search-based Decision Tree (DFSdT), which still suffers from the high computational cost. In this paper, we introduce a novel parallel tool invocation paradigm, DTA-Llama (**D**ivide-**T**hen-**A**ggregate Llama). First, we transform traditional tree-based tool search paths into Directed Acyclic Graph (DAG) structure, generating a high-quality parallel tool invocation dataset. The DTA-Llama is then trained on the dataset to learn to iteratively divide the current task into several parallel tool invocation sub-tasks and aggregate the invocation results to decide the next actions. Furthermore, we introduce an efficient inference framework inspired by the Process/Threads mechanism when applying the DTA-Llama to practical tasks. Experimental results show that our approach substantially enhances task performance while reducing token consumption and inference time. Llama2-7B, using our method, is comparable to the official parallel function calling method of GPT-3.5. The relevant code, dataset, and model weights are available at <https://corn0205.github.io/>.

1 Introduction

Large Language Models (LLMs), which are pre-trained and fine-tuned on massive amounts of textual data, have demonstrated powerful proficiency in various artificial intelligence tasks, such as conversation (Zheng et al., 2023), logical reasoning

[†] Equal contribution.

[‡] Work done during internship.

* Co-corresponding authors.

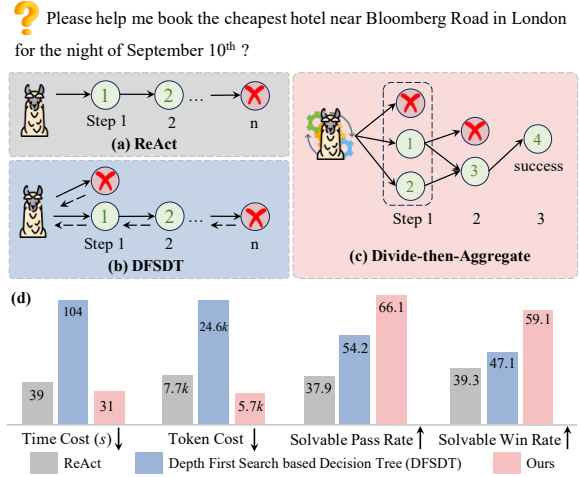


Figure 1: The top block depicts the comparison between CoT/ReAct, DFSdT and our proposed method. The bottom block provides the performance in four aspects of our method and baselines on benchmarks.

(Pan et al., 2023) and coding (Nijkamp et al., 2023). However, more real-world tasks often require the LLMs to interact with the environment to get necessary external information or feedback, such as checking real-time flight status (Guan et al., 2024) and complicate calculation for data analysis (Sun et al., 2024). To this end, tool learning has emerged recently which aims to equip the LLMs with external tools and teach them how to leverage the tools to accomplish real-world tasks.

Previous tool learning methods typically work in pipelined and tree-based paradigms. Concretely, early studies usually perform the tool invocation in a pipeline, such as the Chain-of-Thought (CoT) reasoning (Kojima et al., 2022), and the ReAct mechanism (Yao et al., 2022). In these methods, tool learning agents (i.e. the LLMs) interact with the environment through a *Thought-Action-Observation* framework (as shown in Figure 1(a)). However, these methods usually focus on reflecting and planning based on local observations, rather

than globally perceiving and planning the whole task solving paths. In contrast, the tree-based methods, such as ToolLLM (Qin et al., 2023) and Toolchain* (Zhuang et al., 2023), adopt tree-based algorithms, e.g., Depth First Search based Decision Tree (DFSDT), to perform the global planning of tool invocation. However, these methods still confront the inevitable backtracking mechanism that iteratively retries, which can usually significantly increase token consumption and inference time (as shown in Figure 1(d) for an example). Moreover, both two kinds of methods suffer from the limitation that LLMs invoke only one tool at each round during tool planning, which narrows their perceptual scope and necessitates more rounds of tool invocation, thereby reducing overall efficiency.

In this paper, we propose a novel tool using model—**DTA-Llama** (Divide-Then-Aggregate Llama), which supports the parallel invocation of tools within each round. Specifically, we first transform traditional tree-based tool search paths into the Directed Acyclic Graph (DAG) structure with a level-order traversal progression (as shown in Figure 1(c)), enabling the parallelization of tools compared to previous methods. Leveraging the widely-used dataset ToolBench (Qin et al., 2023), we thus construct a high-quality parallel tool invocation dataset, **DTA-Tool**. Subsequently, we train the Llama model on DTA-Tool to develop DTA-Llama. Furthermore, we also develop a parallel tool invocation framework inspired by the Process/Threads mechanism (Silberschatz et al., 2006) for inference. Here, *Process* is responsible for planning tool invocation and *dividing* the parallelizable tools into multiple threads; Subsequently, *Threads* execute independently according to the plan. After execution, an intermediate state lock is created to *aggregate* the results from all threads. This approach allows our method to shorten the tool invocation path and improve the efficiency of LLM tool invocation.

We evaluate our method on StableToolBench (Guo et al., 2024), the comprehensive and reliable real-world tools benchmark, assessing its performance in terms of solvable pass rate (SoPR), solvable win rate (SoWR), and actual computational cost. Compared to other methods, we achieve better tool invocation performance with reduced computational cost, even reaching performance comparable to GPT-3.5 (OpenAI, 2022) function calling with just fine-tuning Llama2-7B (Touvron et al., 2023b). Furthermore, we fine-tuned different LLMs to validate the generalization ability of our approach

across various models.

In summary, our main contributions are as follows:

- We transform the tree-based serial data into a DAG format, contributing a high-quality and high-quantity parallel tool invocation dataset to the open-source community.
- A new tool invocation framework has been established, transforming invocation into the Process/Threads format. Combined with the parallel paradigm, this greatly simplifies the invocation path and improves efficiency.
- We comprehensively validate the superiority of DTA-Llama in real-world tool benchmarks, evaluating its performance from three aspects: effectiveness, computational cost, and generalization ability.

2 Related Work

Tool Learning The agent tool learning aims to expand LLMs capabilities by teaching LLMs to use external tools. Many early studies (Patil et al., 2023; Tang et al., 2023; Huang et al., 2023) focus on laying the groundwork for datasets yet exhibit limited variety in tool usage. To bridge this gap, Qin et al. (2023) developed a more comprehensive multi-tool benchmark and proposed an advanced tool invocation method using Depth First Search-based Decision Tree (DFSDT). Building on this, Zhuang et al. (2023) employed A* search algorithm for pruning, while Kim et al. (2023) adopted a compiler-based approach to parallelize tool invocation, both of which improved efficiency to some extent. Meanwhile, Du et al. (2024) and Chen et al. (2024) controlled the stability of LLM tool invocation through self-reflection and Direct Preference Optimization (DPO, Rafailov et al., 2024), respectively. Despite these advances, these methods remain rooted in tree-based search paradigms, lacking a broader perspective on task planning. Additionally, recent works have begun exploring tool creation and integration with agents, opening new avenues for research (Qian et al., 2023; Hao et al., 2024; Schick et al., 2024; Hao et al., 2024; Yuan et al., 2023).

Task-Planning for LLMs Task planning capability is a crucial factor for the success of LLMs in problem-solving. Some methods attempt to decompose tasks into sub-goals and then plan for

each sub-goal sequentially (Huang et al., 2022; Lu et al., 2024; Qian et al., 2024). HuggingGPT (Shen et al., 2024) utilizes the LLM as a controller, responsible for decomposing human-input queries into sub-tasks and ultimately generating a comprehensive response. Plan-and-Solve (Wang et al., 2023) employs a two-stage instruction prompting approach: "Let's first devise a plan" and "Let's carry out the plan". ProPrompt (Singh et al., 2023) converts natural language descriptions of problems into coding tasks. In other studies, researchers seek to interleave task decomposition and sub-task planning, advancing them dynamically (Gao et al., 2023; Wu et al., 2023; Yao et al., 2024). The Chain of Thought (CoT) series of work (Kojima et al., 2022; Wei et al., 2022) guides LLMs in reasoning about complex problems by constructing trajectories. ReAct (Yao et al., 2022) alternates between reasoning (the thought process) and planning (the action steps). Reflection (Shinn et al., 2024) builds upon ReAct by introducing a mechanism for LLMs to reflect on previous failures.

3 Methodology

In this section, we describe: (1) the shortcoming analysis of previous methods (§ 3.1); (2) how the DTA-Llama be trained based on constructed parallel tool using data (§ 3.2); (3) how to implement an efficient, Process/Threads-based parallel framework during inference (§ 3.3). The last two parts work together to ensure the robustness and parallelism of tool invocation of DTA-Llama.

3.1 Background

As aforementioned, most recent tool invocation studies are tree-based, which are first developed by ToolLLM (Qin et al., 2023). Comparing to the ReAct (Yao et al., 2022) (or CoT (Wei et al., 2022)) that invokes tools through pipelined tool interaction, the tree-based methods replace the serial tool usage with the Depth First Search-based Decision Tree (DFSDT) algorithm. Consequentially, these methods increase the fault tolerance of LLMs and improves task planning capabilities. However, this comes at the cost of increased time complexity. This is mainly because that DFSDT typically generates longer tool invocation sequences due to its backtracking mechanism, which involves multiple attempts at new nodes. While this improves task completion rates, it sacrifices execution efficiency (see Figure 1 for an example).

3.2 Divide-then-Aggregate Tool Invocation

To address the above problems, we propose the Divide-Then-Aggregate (DTA) tool invocation paradigm. This method allows LLMs to decompose the task, generate a set of parallel tool invocations, and aggregate the results after execution. DTA improves task planning and optimizes the reasoning framework for tool invocation, enabling LLMs to invoke tools efficiently in parallel and better tackle complex tasks.

Transforming the Serial Tool Using data to Parallel To steer the LLMs with capabilities of parallel tool invocation, it is critical to construct the corresponding finetuning datasets. However, in most previous methods, e.g., vanilla CoT/ReAct methods or tree search-based algorithms like DFSDT, LLMs typically rely on invoking one tool at a time, which is not consistent with our setups. To this end, we utilize this type of data to transform it from a serial structure into a parallel structure.

As shown in Figure 2, we first collect the serial successful tool innovation path from original tool searching trees. Given the tree-like tool searching trajectories generated by the tree search-based algorithm, it is inevitable that the trajectories contain redundant or erroneous paths. Therefore, we take the successful node series spanning from the root to the successful leaf node as successful path \mathcal{P} , and retain the nodes in \mathcal{P} ; all nodes in other paths are filtered. If a node in the failed paths is also part of the successful path, it is retained.

Next, we utilize a powerful LLM, to identify whether any tools in \mathcal{P} can be executed in parallel. We choose GPT-4-turbo (OpenAI, 2023) to perform this task. If GPT-4 detects parallelizable tools, it establishes their relationships and organizes them into a Directed Acyclic Graph (DAG), represented as \mathcal{G} . The feasibility of parallel execution depends on input-output dependencies and logical causal relationships. For further details on transforming to the DAG structure using GPT-4, refer to Appendix A. For some data of \mathcal{P} that cannot be parallelized, we do not discard them but instead retain their original structure. Finally, we construct the tool invocation mechanism by performing the level-order traversal on \mathcal{G} , allowing tools on the same level to be controllably invoked in parallel and aggregate. This implements the *Divide-Then-Aggregate* approach during the data construction phase.

It is important that we only transform the struc-

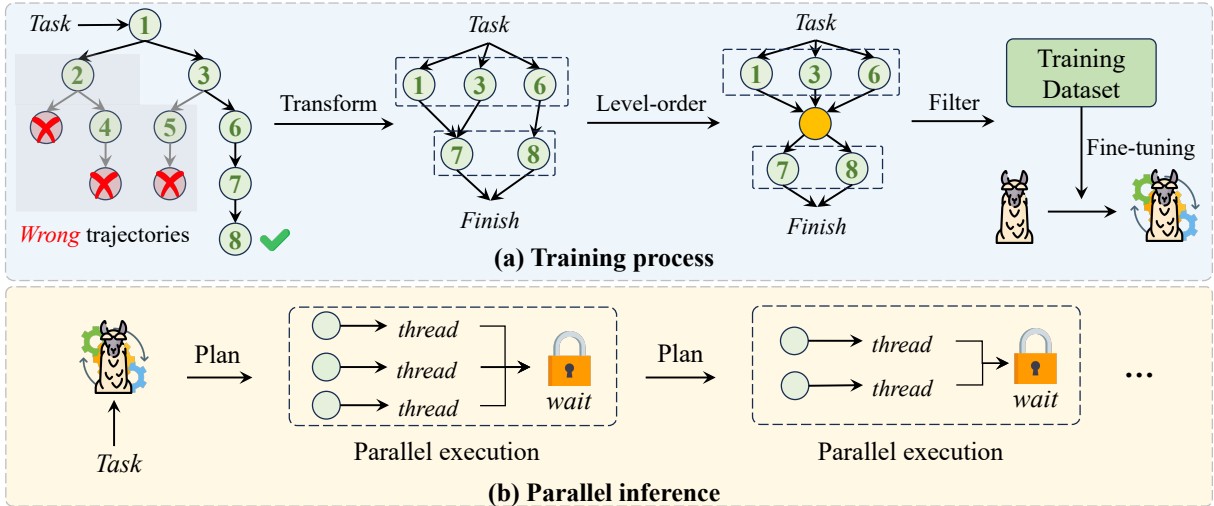


Figure 2: The figure illustrates the overall DTA-Llama pipeline. (a) depicts the construction of the DTA-Tool dataset and model training; (b) shows the tool invocation inference framework based on Process/Threads.

ture of \mathcal{P} without modifying the semantic content. Therefore, the goal of our method is not data distillation.

Data Filtering To ensure data quality, we apply filtering both before and after the data transformation. First, the raw serial data often contains incomplete tool invocation or task execution failures, which could negatively affect the LLMs fine-tuning. These cases are filtered out before the transformation. Additionally, even after the structural transformation, some structural errors may still persist. To address this issue, we have designed rule-based filtering. These rules leverage the acyclic nature of the DAG, along with its unique starting and ending points, to eliminate redundant tool invocation in cyclic invocation and situations where tool execution results cannot be aggregated. After these steps, we obtain DTA-Tool, a high-quality, DAG-based parallel tool invocation dataset with approximately 20k entries. We have documented the specific filtering rules in the appendix B.

Fine-tuning We fine-tune Llama-series models (Touvron et al., 2023a,b; Dubey et al., 2024) using DTA-Tool. Following previous work (Qin et al., 2023; Du et al., 2024; Liu et al., 2024), we employ a uniform system prompt to guide the LLMs in invoking tools based on user instructions. Details of the system prompt can be found in Appendix A. Our training approach has evolved from the traditional *Thought-Action-Observation* framework to a streamlined *Thought-Observation* framework. In this updated method, the original *Action* com-

ponent is integrated into *Thought* as tool invocation plans. Consequently, the LLMs are trained to generate new *Thoughts* by considering the user instruction alongside the history of *Thoughts* and *Observations*. The training loss function is defined as follows:

$$\mathcal{L}(\theta) = -\log \sum_{i=1}^n p_{\theta}(y^i | q, y^{[1:i-1]}, o^{[1:i-1]}), \quad (1)$$

where y represents the *Thought* generated by the LLMs, q is the user instruction, and o is the *Observation*. The *Thought* generated in the i -th round depends on the *Thought* and *Observation* from the previous round. In the final round, the focus of learning shifts from the *Thought* to the final answer generated by LLMs.

3.3 Process/Thread-based Inference

We fine-tuned the LLM with the DTA-Tool, resulting in DTA-Llama, which can invoke tools in parallel. To support the modified LLMs, we developed a new inference framework, as illustrated in the Figure 2(b). This framework redefines the *Thought-Observation* cycle based on CoT/ReAct, executing tool invocation in the form of Process/Threads.

Process Originally, *Thought* could only design an invocation strategy for single tool, limiting its perceptual scope. In contrast, *Process* enhances the LLMs’ ability to *divide* tasks and plan multiple parallelizable tool invocation strategies. Specifically, during each round, LLMs first evaluate the task’s

status and progress based on the historical trajectories. Then, LLMs analyze what needs to be done in the current step and decompose the task based on the available tools. Finally, LLMs sequentially generate a series of complete tool names along with their corresponding input parameters, which can be executed in parallel. This multi-tool approach helps broaden the perspective of LLMs, increasing the informational richness of each *Thought* step. In our framework, *Process* directly integrates *Action* into *Thought*. After careful deliberation, the LLMs provide a formalized tool invocation plan that can be extracted using regular expressions, facilitating subsequent execution by *Threads*.

Threads *Threads* refers to the steps faithfully execute the tool strategies presented in the *Process*. In previous frameworks, *Thought* provides only one tool invocation strategy. However, when *Thought* is capable of proposing parallel tool invocation strategies, the execution tool module must also be adapted accordingly. To address this, we introduced *Threads*. All the tool invocation strategies provided by the *Process* are distributed across multiple *Threads*, which then independently and concurrently execute each strategy. It is worth noting that real-time tool APIs generally allow a certain level of concurrency. Moreover, the tool invocation plans proposed by the *Process* are typically small in scale. Therefore, even if the parallel plans all target the same API, the concurrency is not high enough to cause an API crash.

Intermediate State Lock When tools are invoked using *Threads*, the information processing load on the inference framework increases proportionally. The original *observation* only needed to record the execution result of one tool. Now, it must systematically link multiple tools and their corresponding results in an orderly manner. Otherwise, a disorganized *observation* could hinder the LLM’s subsequent decision-making. To achieve this, we have specifically implemented a thread-oriented intermediate state lock at the end of each *Threads* round. The lock is only released once all *Threads* have completed their execution and returned the results. During the complete invocation process, the intermediate state lock regularly maintains communication between *Threads* and *Process*. The execution results of *Threads* are **aggregated** and used as part of the input to interact with the LLM, initiating the next round of *Process*. This cycle repeats until the task is completed.

Statistic	
# Data scale	21,342
# Average tool invocation rounds per data	2.46
# Average APIs required per data	3.48
% Percentage of parallel tool invocation data	99.1%

Table 1: Several important characteristics of DTA-Tools are presented in the table.

4 Experimental Setup

Dataset We use StableToolBench (Guo et al., 2024) for evaluation. All test cases in StableToolBench are actually derived from the test portion of ToolBench (Touvron et al., 2023b). Concretely, ToolBench is divided into six evaluation subsets based on tool categories and scenarios. The tool categories are as follows: *Inst.* denotes unseen instructions for the same set of tools in the training data, *Tool* denotes unseen tools within the same (seen) category as those in the training data, and *Cat.* denotes unseen tools from a different (unseen) category. The scenarios are: *I1* for single-tool instructions, *I2* for intra-category multi-tool instructions, and *I3* for intra-collection multi-tool instructions. The difficulty level of the task escalates progressively from *I1-Inst.* to *I3-Inst.*. Comparing to the original ToolBench, StableToolBench introduces an extra caching system and an API simulator to mitigate the instability issues associated with real-time APIs.

As for the DTA-Llama training, we adopt the training portion of ToolBench and transform it into DTA-Tool style using GPT-4-turbo (OpenAI, 2023) through the method described in Sec.3.2. ToolBench provides a corresponding API set for each data point, enabling us to focus on tool learning without having to pay attention to tool retrieval. A detailed overview of DTA-Tool is presented in Table 1, with an instance provided in Appendix C.

Baselines We use both GPT-series and other open-source LLMs as our baselines. For the GPT-series models, we use OpenAI’s GPT-3.5-turbo and GPT-4-turbo (OpenAI, 2023), leveraging their function calling capabilities. While the exact mechanisms remain unclear, OpenAI has enabled parallel tool invocation in these models. Therefore, in addition to ReAct and DFSDT, we include Parallel as baseline paradigms. For open-source models, we use ToolLLaMA (Qin et al., 2023), which is fine-tuned from Llama2-7B on ToolBench, and com-

Method	I1-Inst.		I1-Tool		I1-Cat.		I2-Inst.		I2-Cat.		I3-Inst.		Average	
	SoPR	SoWR	SoPR	SoWR	SoPR	SoWR	SoPR	SoWR	SoPR	SoWR	SoPR	SoWR	SoPR	SoWR
<i>GPT-series</i>														
GPT-3.5 (ReAct)	53.0	–	53.0	–	51.2	–	37.6	–	43.9	–	48.6	–	47.9	–
GPT-3.5 (DFSDT)	63.8	58.9	73.9	65.8	65.8	60.1	57.1	72.6	69.8	68.5	69.9	67.2	66.7	65.5
GPT-3.5 (Parallel)	64.6	48.5	65.0	55.7	69.0	54.2	54.9	55.7	61.4	53.2	56.6	50.8	61.9	53.0
GPT-4 (ReAct)	54.4	53.4	44.1	60.1	48.8	52.9	50.6	69.8	48.9	62.1	42.6	54.1	48.2	58.7
GPT-4 (DFSDT)	69.0	57.1	69.6	66.5	68.1	61.4	70.8	73.6	68.0	62.9	76.0	63.9	70.3	64.2
GPT-4 (Parallel)	62.9	66.3	67.4	61.4	70.9	62.7	73.4	85.8	70.8	77.4	69.7	70.5	69.2	70.7
<i>Open-source</i>														
ToolLLaMA (ReAct)	42.7	36.2	35.4	36.1	38.6	34.6	39.9	49.1	40.9	38.7	29.8	41.0	37.9	39.3
ToolLLaMA (DFSDT)	56.6	39.9	55.5	46.8	56.5	41.8	49.7	53.8	53.4	49.2	53.6	50.8	54.2	47.1
ToolLLaMA (ReAct†)	26.7	22.1	25.0	27.2	31.7	29.4	23.1	32.1	24.5	28.2	20.5	24.6	25.3	27.3
ToolLLaMA (DFSDT†)	41.8	35.6	39.9	37.3	44.9	39.9	36.0	47.2	39.1	39.5	33.3	26.2	39.2	37.6
Qwen2.5 (Parallel)	65.7	54.0	58.8	51.0	63.5	52.4	60.2	55.6	61.3	61.3	68.3	57.6	63.0	55.3
Ours	63.5	52.1	64.2	53.2	67.2	54.2	62.1	70.8	71.9	65.3	67.5	59.0	66.1	59.1

Table 2: A comparison different baselines and method on StableToolBench. Considering that real-world APIs are time-sensitive, the results of baselines presented in the table are reproduced during the period from September to October 2024 using their official implementation. We highlight the best performance of open-source models and GPT-series models with the red and blue, respectively.

pare it using the ReAct and DFSDT methods. To measure the impact of training data filtering on evaluation, we retrained the model on the 20k original data points corresponding to DTA-Tool, following the approach of ToolLLaMA, and denote it with †. Additionally, recent open-source LLMs, such as Qwen2.5 (Qwen Team, 2024; Yang et al., 2024), have shown strong capabilities, including function calls and parallel tool invocation. As a result, we include Qwen2.5-7B-Instruct in our baseline for comparison. For fair comparisons, our method is also fine-tuned only on Llama2-7B.

Evaluation Metrics StableToolBench introduces two key metrics to assess the tool learning capabilities of LLMs: Solvable Pass Rate (SoPR) and Solvable Win Rate (SoWR). SoPR measures the success rate of LLMs in solving tasks, while SoWR compares the quality of results against the GPT-3.5 (ReAct) baseline. All the results are averaged from three tests to minimize variance.

Besides the SoPR and SoWR, we expanded the StableToolBench evaluation to further investigate the efficiency of LLMs. We assess the computational cost of LLMs from two dimensions: token consumption and inference time, to better analyze their efficiency in task-solving.

Implementation Details We use the Llama-series models (Touvron et al., 2023a,b; Dubey et al., 2024) as our backbone, fine-tuning them for our task. Since Llama2 has a context length limit of 4096 tokens, shorter contexts may not be sufficient for effective tool invocation. To overcome this limitation, we followed the approach in Tool-

LLaMA (Qin et al., 2023), and applied position interpolation (Chen et al., 2023) to extend the context length to 8192 tokens. More details about our training process can be found in Appendix D.

5 Experiments

In this section, we first evaluate the performance of our method in tool learning tasks through extensive experiments in § 5.1. Next, we analyze its computational costs compared to baselines in § 5.2, and extend our method to different models to evaluate its generalizability in § 5.3. We showcase the practical workflow of DTA-Llama through case examples in Appendix E.

5.1 Main Experiments

SoPR As shown in Table 2, our method demonstrates a significant advantage over all open-source baselines*. While GPT series models, particularly GPT-4, show overwhelming performance advantages when compared to earlier open-source models, our approach not only surpasses GPT-3.5 but also competes with GPT-4. These results suggest that our method has a notable impact on enhancing the tool invocation capabilities of LLMs.

Furthermore, under the same GPT model conditions, DFSDT and Parallel show no significant performance differences, indicating that their parallel function call strategy does not significantly im-

*ReAct† and DFSDT† are specially retrained versions of ToolLLaMA, aimed at eliminating data filtering factors. However, the performance of these versions is inferior to that of the original model, suggesting that data filtering is not the primary reason for the improvement of our method.

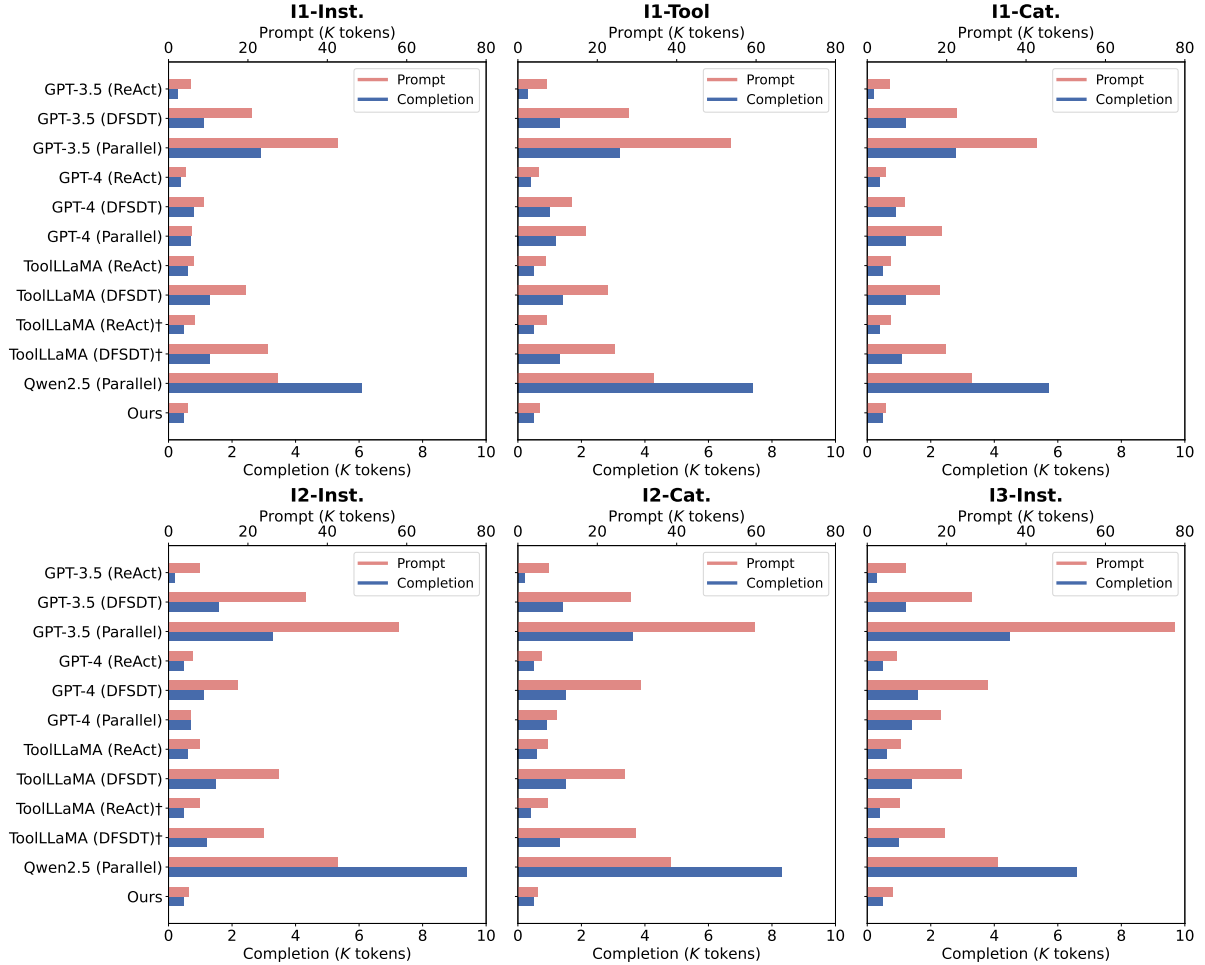


Figure 3: A comparison of all methods in terms of token consumption. The figure has two horizontal axes, representing *Prompt* and *Completion*, both measured in thousand tokens (*K* tokens)).

prove the tool invocation capabilities of GPT LLMs. In the open-source LLMs, Qwen2.5 (Parallel) demonstrated a clear improvement over DFSdT, and our method further advances this performance. This confirms that our parallel mechanism is more effective than other parallel approaches, offering a greater boost to tool invocation capabilities.

SoWR The Solvable Pass Rate evaluates the quality of results against the GPT-3.5 (ReAct) baseline. As shown in Table 2, most open-source models achieve a SoWR score below 50, indicating their responses are of lower quality compared to GPT-3.5 (ReAct). In contrast, our method outperforms all open-source models, achieving a SoWR score of 70.8 on the I2-Inst dataset (27.32% relative improvement). These results highlight the effectiveness of our framework. Further analysis reveals that this improvement can be attributed to our parallel tool invocation mechanism, which broadens the scope of LLMs, thereby shortening the overall

trajectory and reducing the input load, resulting in better responses.

Compared to GPT-3.5, at around 7B parameters, our method provides performance that is nearly equivalent, and in some cases, even exceeds it. However, we acknowledge a performance gap when compared to GPT-4’s official parallel method. A possible explanation lies in the foundational capabilities of our backbone, LLaMA2-7B, which currently falls short of GPT-4 in areas such as long-term planning and long-context reasoning.

5.2 Computational Cost

Token Consumption We count the tokens for both *Completion* and *Prompt*. *Completion* refers to the output tokens generated by LLMs, while *Prompt* refers to the input tokens provided to the LLMs. Typically, the cost of *Completion* is higher than that of *Prompt*. Figure 3 shows the token consumption for all methods. For each subset of StableToolBench, we calculate the average token

Method	I1-Inst.	I1-Tool	I1-Cat.	I2-Inst.	I2-Cat.	I3-Inst.
GPT-series						
GPT-3.5 (ReAct)	4.28	4.75	4.48	5.16	5.05	5.31
GPT-3.5 (DFSDT)	11.60	13.36	11.77	16.60	14.06	12.54
GPT-3.5 (parallel)	25.33	28.06	26.12	31.79	31.04	38.10
GPT-4 (ReAct)	3.27	3.64	3.87	4.04	4.19	4.23
GPT-4 (DFSDT)	5.90	8.09	6.67	9.97	18.13	14.05
GPT-4 (parallel)	4.66	9.18	12.90	3.63	5.98	10.38
Open-source						
ToolLLaMA (ReAct)	3.42	3.47	3.50	3.67	3.63	3.64
ToolLLaMA (DFSDT)	8.09	8.51	8.10	10.20	9.93	9.23
ToolLLaMA (ReAct [†])	3.55	3.63	3.56	3.70	3.70	3.51
ToolLLaMA (DFSDT [†])	9.01	8.93	8.42	9.00	10.29	7.72
Qwen2.5 (Parallel)	9.07	9.47	12.01	14.58	14.56	12.38
Ours	2.41	2.41	2.51	2.32	2.34	2.48

Table 3: A comparison of the number of inference steps across different methods.

count across all cases to assess the overall performance of the LLMs. The results in Figure 3 demonstrate that our approach is highly competitive among open-source models. It substantially outperforms DFSDT while costing less than ReAct. Compared to GPT-based methods, our approach is particularly cost-effective. It consumes fewer tokens, and given that DTA-Llama is a 7-billion-parameter model, the actual deployment costs will be even lower. In addition, we also provide statistics on the maximum token consumption for each subset in Appendix F, to assess the performance of the LLMs in handling complex scenarios.

Furthermore, we analyze the inference step of each baselines. Specifically, we calculate the average number of inference steps for each baselines across all subsets. As demonstrated in Table 3, our method maintains its strong performance in terms of token consumption, requiring the fewest inference steps. In contrast, both the GPT series and Qwen2.5 models exhibit higher inference steps with their Parallel methods, which may be attributed to their limited task-planning capabilities.

Inference Time Inference time is another key metric for assessing the computational cost of LLMs, which directly influences the deployment overhead of the service. Considering the intangibility of the GPT-series models and the impact of network latency on service requests, our inference time experiments focus solely on open-source LLMs. Similar to the setting of token consumption comparisons, we record the inference times for all cases within each subset and calculated the average. As shown in Table 4, our method demonstrates a clear advantage in inference time. Furthermore, combining the results from Table 2, we can conclude that our method delivers better performance

Dataset	ReAct	DFSDT	ReAct [†]	DFSDT [†]	Qwen2.5	Ours
Inference latency (s)						
I1-Inst.	34	76 _{↑124%}	54 _{↑59%}	113 _{↑232%}	104 _{↑205%}	29 _{↓15%}
I1-Tool	40	103 _{↑158%}	57 _{↑43%}	128 _{↑220%}	111 _{↑177%}	33 _{↓20%}
I1-Cat.	35	90 _{↑157%}	94 _{↑169%}	146 _{↑317%}	84 _{↑140%}	28 _{↓20%}
I2-Inst.	39	110 _{↑182%}	56 _{↑44%}	102 _{↑162%}	153 _{↑292%}	29 _{↓26%}
I2-Cat.	38	124 _{↑226%}	52 _{↑37%}	140 _{↑268%}	130 _{↑241%}	30 _{↓21%}
I3-Inst.	46	120 _{↑161%}	81 _{↑76%}	139 _{↑202%}	135 _{↑193%}	40 _{↓13%}
Avg.	39	104 _{↑167%}	66 _{↑69%}	128 _{↑228%}	119 _{↑204%}	31 _{↓21%}
Speed up (rate)						
I1-Inst.	1.00	×0.45	×0.63	×0.30	×0.33	×1.18
I1-Tool	1.00	×0.39	×0.37	×0.24	×0.36	×1.20
I1-Cat.	1.00	×0.39	×0.70	×0.31	×0.42	×1.20
I2-Inst.	1.00	×0.31	×0.73	×0.27	×0.26	×1.27
I2-Cat.	1.00	×0.35	×0.69	×0.38	×0.29	×1.35
I3-Inst.	1.00	×0.38	×0.57	×0.33	×0.34	×1.15
Avg.	1.00	×0.37	×0.59	×0.30	×0.33	×1.22

Table 4: A comparison of the inference times of LLMs. Inference latency represents the average inference time across all cases in different subsets; Speed up indicates the factor of the inference speed being improved relative to ToolLLaMA (ReAct).

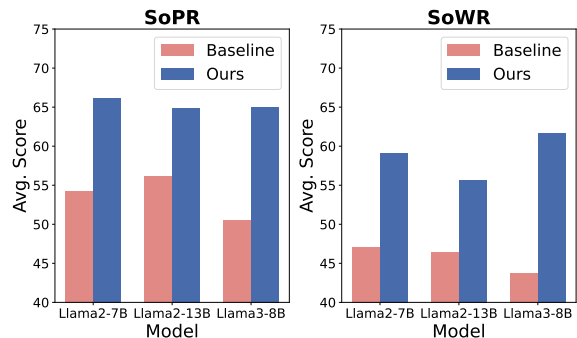


Figure 4: A comparison of different LLMs after fine-tuning with our method and the baseline method.

at lower computational costs.

5.3 Generalizability

To validate whether our method can achieve similar improvement across a wide range of LLMs besides Llama2-7B, we select ToolLLaMA (DFSDT) as the baseline and conduct fine-tuning and testing on Llama2-13B and Llama3-8B. The average experimental results of six benchmark subsets are presented in Figure 4. The Llama2-7B results are derived from the *Averages* of ToolLLaMA (DFSDT) and DTA-Llama in Table 2. The results show that our method significantly outperforms the baselines across across all scales of LLMs, especially in the SoWR metric for Llama3-8B, where the improvement exceeds 40%. More detailed experimental results and analysis are provided in Appendix F.

6 Conclusion

In this paper, we introduce DTA-Llama, a novel tool learning approach based on the parallel invocation of tools through the iteratively Divide-Then-Aggregate paradigm. We construct the training data by transforming sequential data into a parallel DAG structure and use this data to train the model. Subsequently, we integrate a Process/Threads-based inference framework to enable LLMs to perform tool invocation in parallel. Extensive experimental results demonstrate that, compared to existing methods, DTA-Llama not only significantly improves performance but also substantially enhances the efficiency of tool learning in LLMs.

Limitations

This paper aims to advance the research of tool learning in LLMs, particularly in both industry and academia. However, due to limitations in human resources, computational power, and the current research conditions, there are certain constraints, as outlined below:

First, due to resource constraints, we were unable to conduct additional experiments on larger models to further validate the effectiveness of DTA-Llama. With the publication of this paper, we hope that more researchers in the field will attempt to build upon and extend our work.

Second, although our method shows improvements over existing tool learning approaches, LLMs still struggle to reliably and consistently address complex real-world problems through tool invocation. We hope to attract more researchers to the study of tool learning, as this area urgently requires more attention and resources.

References

- Shouyuan Chen, Sherman Wong, Liangjian Chen, and Yuandong Tian. 2023. Extending context window of large language models via positional interpolation. *arXiv preprint arXiv:2306.15595*.
- Sijia Chen, Yibo Wang, Yi-Feng Wu, Qing-Guo Chen, Zhao Xu, Weihua Luo, Kaifu Zhang, and Lijun Zhang. 2024. Advancing tool-augmented large language models: Integrating insights from errors in inference trees. *arXiv preprint arXiv:2406.07115*.
- Yu Du, Fangyun Wei, and Hongyang Zhang. 2024. Anytool: Self-reflective, hierarchical agents for large-scale api calls. *arXiv preprint arXiv:2402.04253*.
- Abhimanyu Dubey, Abhinav Jauhri, Abhinav Pandey, Abhishek Kadian, Ahmad Al-Dahle, Aiesha Letman, Akhil Mathur, Alan Schelten, Amy Yang, Angela Fan, et al. 2024. The llama 3 herd of models. *arXiv preprint arXiv:2407.21783*.
- Luyu Gao, Aman Madaan, Shuyan Zhou, Uri Alon, Pengfei Liu, Yiming Yang, Jamie Callan, and Graham Neubig. 2023. Pal: Program-aided language models. In *International Conference on Machine Learning*, pages 10764–10799. PMLR.
- Yanchu Guan, Dong Wang, Zhixuan Chu, Shiyu Wang, Feiyue Ni, Ruihua Song, and Chenyi Zhuang. 2024. Intelligent agents with llm-based process automation. In *Proceedings of the 30th ACM SIGKDD Conference on Knowledge Discovery and Data Mining*, pages 5018–5027.
- Zhicheng Guo, Sijie Cheng, Hao Wang, Shihao Liang, Yujia Qin, Peng Li, Zhiyuan Liu, Maosong Sun, and Yang Liu. 2024. Stabletoolbench: Towards stable large-scale benchmarking on tool learning of large language models. *arXiv preprint arXiv:2403.07714*.
- Shibo Hao, Tianyang Liu, Zhen Wang, and Zhiting Hu. 2024. Toolkengpt: Augmenting frozen language models with massive tools via tool embeddings. *Advances in neural information processing systems*, 36.
- Wenlong Huang, Pieter Abbeel, Deepak Pathak, and Igor Mordatch. 2022. Language models as zero-shot planners: Extracting actionable knowledge for embodied agents. In *International conference on machine learning*, pages 9118–9147. PMLR.
- Yue Huang, Jiawen Shi, Yuan Li, Chenrui Fan, Siyuan Wu, Qihui Zhang, Yixin Liu, Pan Zhou, Yao Wan, Neil Zhenqiang Gong, et al. 2023. Metatool benchmark for large language models: Deciding whether to use tools and which to use. *arXiv preprint arXiv:2310.03128*.
- Sehoon Kim, Suhong Moon, Ryan Tabrizi, Nicholas Lee, Michael W Mahoney, Kurt Keutzer, and Amir Gholami. 2023. An llm compiler for parallel function calling. *arXiv preprint arXiv:2312.04511*.
- Takeshi Kojima, Shixiang Shane Gu, Machel Reid, Yutaka Matsuo, and Yusuke Iwasawa. 2022. Large language models are zero-shot reasoners. *Advances in neural information processing systems*, 35:22199–22213.
- Weiwen Liu, Xu Huang, Xingshan Zeng, Xinlong Hao, Shuai Yu, Dexun Li, Shuai Wang, Weinan Gan, Zhengying Liu, Yuanqing Yu, et al. 2024. Toolace: Winning the points of llm function calling. *arXiv preprint arXiv:2409.00920*.
- Pan Lu, Baolin Peng, Hao Cheng, Michel Galley, Kai-Wei Chang, Ying Nian Wu, Song-Chun Zhu, and Jianfeng Gao. 2024. Chameleon: Plug-and-play compositional reasoning with large language models. *Advances in Neural Information Processing Systems*, 36.

- Erik Nijkamp, Bo Pang, Hiroaki Hayashi, Lifu Tu, Huan Wang, Yingbo Zhou, Silvio Savarese, and Caiming Xiong. 2023. Codegen: An open large language model for code with multi-turn program synthesis. In *The Eleventh International Conference on Learning Representations*.
- OpenAI. 2022. Openai: Introducing chatgpt.
- OpenAI. 2023. Gpt-4 technical report.
- Liangming Pan, Alon Albalak, Xinyi Wang, and William Wang. 2023. Logic-lm: Empowering large language models with symbolic solvers for faithful logical reasoning. In *Findings of the Association for Computational Linguistics: EMNLP 2023*, pages 3806–3824.
- Shishir G Patil, Tianjun Zhang, Xin Wang, and Joseph E Gonzalez. 2023. Gorilla: Large language model connected with massive apis. *arXiv preprint arXiv:2305.15334*.
- Cheng Qian, Chi Han, Yi Fung, Yujia Qin, Zhiyuan Liu, and Heng Ji. 2023. Creator: Tool creation for disentangling abstract and concrete reasoning of large language models. In *Findings of the Association for Computational Linguistics: EMNLP 2023*, pages 6922–6939.
- Cheng Qian, Chenyan Xiong, Zhenghao Liu, and Zhiyuan Liu. 2024. Toolink: Linking toolkit creation and using through chain-of-solving on open-source model. In *Proceedings of the 2024 Conference of the North American Chapter of the Association for Computational Linguistics: Human Language Technologies (Volume 1: Long Papers)*, pages 831–854.
- Yujia Qin, Shihao Liang, Yining Ye, Kunlun Zhu, Lan Yan, Yaxi Lu, Yankai Lin, Xin Cong, Xiangru Tang, Bill Qian, et al. 2023. Toolllm: Facilitating large language models to master 16000+ real-world apis. *arXiv preprint arXiv:2307.16789*.
- Qwen Team. 2024. **Qwen2.5: A party of foundation models**.
- Rafael Rafailov, Archit Sharma, Eric Mitchell, Christopher D Manning, Stefano Ermon, and Chelsea Finn. 2024. Direct preference optimization: Your language model is secretly a reward model. *Advances in Neural Information Processing Systems*, 36.
- Timo Schick, Jane Dwivedi-Yu, Roberto Dessì, Roberta Raileanu, Maria Lomeli, Eric Hambro, Luke Zettlemoyer, Nicola Cancedda, and Thomas Scialom. 2024. Toolformer: Language models can teach themselves to use tools. *Advances in Neural Information Processing Systems*, 36.
- Yongliang Shen, Kaitao Song, Xu Tan, Dongsheng Li, Weiming Lu, and Yueting Zhuang. 2024. Hugging-gpt: Solving ai tasks with chatgpt and its friends in hugging face. *Advances in Neural Information Processing Systems*, 36.
- Noah Shinn, Federico Cassano, Ashwin Gopinath, Karthik Narasimhan, and Shunyu Yao. 2024. Reflexion: Language agents with verbal reinforcement learning. *Advances in Neural Information Processing Systems*, 36.
- Abraham Silberschatz, Peter Baer Galvin, and Greg Gagne. 2006. *Operating System Concepts*. John Wiley & Sons, Inc., Hoboken, NJ, USA.
- Ishika Singh, Valts Blukis, Arsalan Mousavian, Ankit Goyal, Danfei Xu, Jonathan Tremblay, Dieter Fox, Jesse Thomason, and Animesh Garg. 2023. Prog-prompt: Generating situated robot task plans using large language models. In *2023 IEEE International Conference on Robotics and Automation (ICRA)*, pages 11523–11530. IEEE.
- Maojun Sun, Ruijian Han, Binyan Jiang, Houduo Qi, Defeng Sun, Yancheng Yuan, and Jian Huang. 2024. Lambda: A large model based data agent. *arXiv preprint arXiv:2407.17535*.
- Qiaoyu Tang, Ziliang Deng, Hongyu Lin, Xianpei Han, Qiao Liang, Boxi Cao, and Le Sun. 2023. Toolalpaca: Generalized tool learning for language models with 3000 simulated cases. *arXiv preprint arXiv:2306.05301*.
- Hugo Touvron, Thibaut Lavril, Gautier Izacard, Xavier Martinet, Marie-Anne Lachaux, Timothée Lacroix, Baptiste Rozière, Naman Goyal, Eric Hambro, Faisal Azhar, et al. 2023a. Llama: Open and efficient foundation language models. *arXiv preprint arXiv:2302.13971*.
- Hugo Touvron, Louis Martin, Kevin Stone, Peter Albert, Amjad Almahairi, Yasmine Babaei, Nikolay Bashlykov, Soumya Batra, Prajjwal Bhargava, Shruti Bhosale, et al. 2023b. Llama 2: Open foundation and fine-tuned chat models. *arXiv preprint arXiv:2307.09288*.
- Lei Wang, Wanyu Xu, Yihuai Lan, Zhiqiang Hu, Yunshi Lan, Roy Ka-Wei Lee, and Ee-Peng Lim. 2023. Plan-and-solve prompting: Improving zero-shot chain-of-thought reasoning by large language models. In *Proceedings of the 61st Annual Meeting of the Association for Computational Linguistics (Volume 1: Long Papers)*, pages 2609–2634.
- Jason Wei, Xuezhi Wang, Dale Schuurmans, Maarten Bosma, Fei Xia, Ed Chi, Quoc V Le, Denny Zhou, et al. 2022. Chain-of-thought prompting elicits reasoning in large language models. *Advances in neural information processing systems*, 35:24824–24837.
- Chenfei Wu, Shengming Yin, Weizhen Qi, Xiaodong Wang, Zecheng Tang, and Nan Duan. 2023. Visual chatgpt: Talking, drawing and editing with visual foundation models. *arXiv preprint arXiv:2303.04671*.
- An Yang, Baosong Yang, Binyuan Hui, Bo Zheng, Bowen Yu, Chang Zhou, Chengpeng Li, Chengyuan

Li, Dayiheng Liu, Fei Huang, Guanting Dong, Hao-ran Wei, Huan Lin, Jialong Tang, Jialin Wang, Jian Yang, Jianhong Tu, Jianwei Zhang, Jianxin Ma, Jin Xu, Jingren Zhou, Jinze Bai, Jinzheng He, Junyang Lin, Kai Dang, Keming Lu, Keqin Chen, Kexin Yang, Mei Li, Mingfeng Xue, Na Ni, Pei Zhang, Peng Wang, Ru Peng, Rui Men, Ruize Gao, Runji Lin, Shijie Wang, Shuai Bai, Sinan Tan, Tianhang Zhu, Tianhao Li, Tianyu Liu, Wenbin Ge, Xiaodong Deng, Xiaohuan Zhou, Xingzhang Ren, Xinyu Zhang, Xipin Wei, Xuancheng Ren, Yang Fan, Yang Yao, Yichang Zhang, Yu Wan, Yunfei Chu, Yuqiong Liu, Zeyu Cui, Zhenru Zhang, and Zhihao Fan. 2024. Qwen2 technical report. *arXiv preprint arXiv:2407.10671*.

Shunyu Yao, Dian Yu, Jeffrey Zhao, Izhak Shafran, Tom Griffiths, Yuan Cao, and Karthik Narasimhan. 2024. Tree of thoughts: Deliberate problem solving with large language models. *Advances in Neural Information Processing Systems*, 36.

Shunyu Yao, Jeffrey Zhao, Dian Yu, Nan Du, Izhak Shafran, Karthik Narasimhan, and Yuan Cao. 2022. React: Synergizing reasoning and acting in language models. *arXiv preprint arXiv:2210.03629*.

Lifan Yuan, Yangyi Chen, Xingyao Wang, Yi R Fung, Hao Peng, and Heng Ji. 2023. Craft: Customizing llms by creating and retrieving from specialized toolsets. *arXiv preprint arXiv:2309.17428*.

Lianmin Zheng, Wei-Lin Chiang, Ying Sheng, Siyuan Zhuang, Zhanghao Wu, Yonghao Zhuang, Zi Lin, Zhuohan Li, Dacheng Li, Eric Xing, et al. 2023. Judging llm-as-a-judge with mt-bench and chatbot arena. *Advances in Neural Information Processing Systems*, 36:46595–46623.

Yuchen Zhuang, Xiang Chen, Tong Yu, Saayan Mitra, Victor Bursztyn, Ryan A Rossi, Somdeb Sarkhel, and Chao Zhang. 2023. Toolchain*: Efficient action space navigation in large language models with a* search. *arXiv preprint arXiv:2310.13227*.

A Prompt

Data Transformation Prompt Figure 5 shows the prompts used during the data transformation process. We use this prompt with GPT-4-turbo to transform the serial data into DAG structure. The prompt first evaluates the reasonableness of the conversation, discarding any data that doesn’t meet the criteria. It then assesses whether the steps can be processed in parallel, creating a planning path in DAG structure. The evaluations of reasonableness and parallelism follow distinct analytical processes, embodying a form of internalized CoT prompt engineering. Applying these analyses to DAG generation leads to more accurate results.

System Prompt Figure 6 illustrates the system prompt used during training and inference. In ToolBench, each user instruction is paired with a list of tool candidates, comprising both relevant and unrelated tools. The *tools* includes the names and descriptions of all tools in the candidate set. Additionally, each tool is equipped with a set of APIs designed to handle different types of tasks. The *API* is represented as a JSON list containing detailed information about the names, descriptions, and parameters of the APIs associated with each tool.

B Data Filtering Rules

The rules for data filtering are divided into before and after structural transformation. The specific rules are listed in text form in Figure 7. These rules can be easily implemented in code to filter the data.

C DTA-Tool Instance

Figure 8 illustrates a data entry in DTA-Tool, stored in JSON format. The outer layer consists of two keys: “id” and “conversations”. The “id” represents the user’s instruction, while “conversations” details the task execution process by the LLMs. Within “conversations”, there are four roles: “system”, “user”, “assistant”, and “function”. The “system” role, which represents the system prompt, is introduced in Appendix A and is omitted here; “user” is the same as “id” and reflects the user’s instruction; “assistant” represents the LLMs’ reasoning process (marked by *Thought*) and provides a specific tool invocation plan (marked by *Function Call*); “function” contains the result of the tool execution. When tool invocation are parallel, the results are concatenated sequentially.

D Training Details

We train the LLMs using multi-round conversations with the following hyperparameters: for Llama2-7B and Llama3-8B, the learning rate is 5×10^{-5} , warmup ratio is 4×10^{-2} , with 4 epochs, a batch size of 64, and a maximum sequence length of 8192. All other settings are default. Training is performed on $8 \times$ A100 GPUs, while evaluation is done on one A100 GPU. For Llama2-13B, the hyperparameters are similar, with a learning rate of 5×10^{-5} , warmup ratio of 4×10^{-2} , 5 epochs, a batch size of 64, and a maximum sequence length of 8192. The model is trained on $8 \times$ A100 GPUs, and evaluation is conducted on $4 \times$ A100 GPUs.

E Case Study

In Figure 9, we present several cases to demonstrate the performance of DTA-Llama on practical tasks. All the tasks and tools in the figure are sourced from ToolBench. The figure presents two cases, each consisting of the user’s Question (instruction), the LLMs’ Output and the Tool Response. In DTA-Llama, if necessary, the system concurrently executes multiple tool strategies during the LLM Output phase and aggregates the results of all tool invocation during the Tool Response phase.

F Supplementary of the Experiments

More Details on Token Consumption In Table 5, we present the maximum token consumption for each method across various subsets. As shown in the table, the ReAct method has the lowest maximum token count, with our method following closely behind. The ReAct method employs a simple and straightforward task-planning mechanism, resulting in low resource consumption but the lowest success rate. It frequently struggles with complex tasks. In contrast, our method efficiently leverages additional tokens to tackle more challenging tasks without substantially increasing token usage, demonstrating superior cost-effectiveness.

Detailed Generalization Experiments Table 6 presents the detailed results of the generalization experiments conducted on Llama2-13B and Llama3-8B. Using ToolLLaMA (DFSDT) as the baseline, our method demonstrates significant improvements over the baseline across all subsets.

You are AutoGPT, possessing powerful capabilities to optimize the API function call process. In the following, I will provide the contents of "QUERY" and "CONVERSATIONS".

"QUERY" represents the user's request, which is the problem to be solved.

"CONVERSATIONS" records the entire process of solving "QUERY" through the invocation of related API functions, encompassing information from "system," "user," and "assistant." Here, "system" represents system configuration information, and "user" refers to information provided by the user. The "assistant" part documents the detailed steps of problem-solving, primarily divided into two main sections. The first part is "value," where "Thought" shows the thought process of the assistant during the function call, "Action" refers to the specific function name called, and "Action Input" is the parameters passed to the function. The second part is "function," which displays the actual results obtained after calling the API function.

Your task is to adjust "CONVERSATIONS" based on "QUERY" according to the following requirements:

1. First, you need to determine whether there are severe logical confusion issues in "CONVERSATIONS". If the confusion is so severe that it cannot be amended, deem "CONVERSATIONS" as unreasonable, and answer "No" in the "reasonable" field of your response. If there is no logical confusion or only minor issues, deem "CONVERSATIONS" as reasonable and answer "Yes". Note, if the answer is "No", disregard all subsequent requirements and return the response directly.
2. Then, analyze in "CONVERSATIONS" which steps can be called in parallel, meaning these steps do not have a dependency relationship. Whether or not there are steps that can be parallelized, provide convincing reasons in the "analysis" field of your response.
3. If there are steps that can be parallelized, answer "Yes" in the "parallelizable" field; otherwise, answer "No". If the answer is "No", disregard all subsequent requirements and return the response directly.
4. When the answer to "parallelizable" is "Yes", first provide an analysis process, followed by a complete function call process. The process should be represented as a Directed Acyclic Graph (DAG), using the sequence numbers of "steps" to build the DAG, and must include all serial and parallel steps end-to-end. Provide this in the "DAG" field of your response.

Please return your answer in JSON format, as shown in the example below:

```
{"reasonable": "Yes", "reasonable_analysis": "...", "parallelizable": "Yes", "parallelizable_analysis": "...", "DAG": "1->2,2->3,3->4,2->5,4->6,5->6"}
```

Now, please respond based on the "QUERY" and "CONVERSATIONS":

```
{query}

{conversations}

Your response:
```

Figure 5: The prompt used for data transformation: in this context, *{query}* represents the instruction from the user, while *{conversations}* refers to the original conversation content in the ToolBench data.

You are AutoGPT, you can use many tools(functions) to do the following task.

First I will give you the task description, and your task start.

At each step, you need to give your thought to analyze the status now and what to do next, with one or more function calls to actually excute your step. Functions within the same step should not have dependencies on each other. Your output should follow this format:

Thought:
Function Call:

After the call, you will get the call result, and you are now in a new state.
Then you will analyze your status now, then decide what to do next...

After many (Thought-call) pairs, you finally perform the task, then you can give your finial answer.

Remember:

- 1.the state change is irreversible, you can't go back to one of the former state, if you want to restart the task, say "I give up and restart".
- 2.All the thought is short, at most in 5 sentence.
- 3.You can do more then one trys, so if your plan is to continusly try some conditions, you can do one of the conditions per try.

Let's Begin!

Task description: You should use functions to help handle the real time user queries. Remember:

- 1.ALWAYS call "Finish" function at the end of the task. And the final answer should contain enough information to show to the user,if you can't handle the task, or you find that function calls always fail(the function is not valid now), use function Finish->give_up_and_restart.
- 2.Do not use origin tool names, use only subfunctions' names.

You have access of the following tools:

```
{tools}
```

Specifically, you have access to the following APIs:

```
{APIs}
```

Figure 6: A unified system prompt is used during both training and inference. It must be input into the LLMs at the beginning of the conversation.

<p>Before transformation:</p> <ol style="list-style-type: none"> 1. Delete the data from the last round that does not contain an answer; 2. Check each round of data for duplicate thoughts during tool invocation, and discard any data where this occurs; 2. For each round of data, verify whether there is any inconsistency between thought and action or any repetition of actions during tool invocation. Discard any data where these issues are present; 3. Remove data entries where the assistant appears in the first round (i.e., without system or user input); 4. Remove data entries where the last round does not end with Finish. <p>After transformation:</p> <ol style="list-style-type: none"> 1. Verify whether the transformed DAG structure meets the requirements specified in the prompt. If it does not, delete it; 2. Check whether the DAG is an acyclic connected graph (with no cycles and no isolated nodes) and ensure that it has exactly one start node and one end node. If it does not meet these criteria, delete it; 3. Check for duplicate tool invocations in parallel stages, and if any are found, delete the data; 4. Check whether the final Finish function is present within parallel nodes, and if so, delete it.
--

Figure 7: The image illustrates the detailed data filtering rules.

Method	I1-Inst.		I1-Tool		I1-Cat.		I2-Inst.		I2-Cat.		I3-Inst.		Average	
	Com.	Pro.	Com.	Pro.	Com.	Pro.	Com.	Pro.	Com.	Pro.	Com.	Pro.	Com.	Pro.
<i>GPT-series</i>														
GPT-3.5 (ReAct)	1.3	17.1	1.9	42.8	2.1	14.7	1.5	16.1	1.5	17.6	0.9	23.7	1.5	22.0
GPT-3.5 (DFSdT)	7.7	171.1	10.0	496.0	12.8	296.8	7.9	158.8	13.3	194.0	10.1	280.1	10.3	266.1
GPT-3.5 (Parallel)	20.1	321.9	30.5	578.6	15.7	252.6	16.0	261.2	19.5	297.1	17.3	322.8	19.9	325.3
GPT-4 (ReAct)	1.2	15.8	1.2	43.6	0.9	17.9	1.3	23.9	1.5	23.7	0.9	33.7	1.2	26.4
GPT-4 (DFSdT)	6.0	109.4	10.1	301.2	4.9	114.2	11.3	354.1	16.2	380.2	13.2	649.5	10.3	318.1
GPT-4 (Parallel)	5.0	88.5	19.4	482.2	21.6	440.8	4.0	46.2	4.6	118.8	13.9	231.0	11.4	234.6
<i>Open-source</i>														
ToolLLaMA (ReAct)	1.5	21.2	1.5	41.3	1.6	17.7	1.3	14.8	1.4	18.4	1.5	18.7	1.5	22.0
ToolLLaMA (DFSdT)	5.0	96.4	8.4	138.5	7.8	118.0	4.6	113.7	6.6	106.5	4.4	99.8	6.1	112.2
ToolLLaMA (ReAct†)	2.0	20.3	1.8	30.5	1.7	18.3	1.3	13.0	1.1	17.2	1.2	18.4	1.5	19.6
ToolLLaMA (DFSdT†)	15.3	201.4	13.5	175.6	12.1	150.8	3.9	105.9	4.5	125.0	3.6	70.8	8.8	138.3
Qwen2.5 (Parallel)	42.9	197.1	39.2	215.5	39.5	176.8	41.0	182.0	41.6	195.6	33.7	162.2	39.7	188.2
Ours	1.8	23.4	4.2	59.8	4.4	60.9	1.5	29.5	1.4	22.2	1.3	25.3	2.4	36.9

Table 5: A comparison of the maximum token consumption across all methods. All values in the table are given in thousands. On the horizontal axis, "Com." represents *Completion*, and "Pro." represents *Prompt*.

Method	I1-Inst.		I1-Tool		I1-Cat.		I2-Inst.		I2-Cat.		I3-Inst.		Average	
	SoPR	SoWR	SoPR	SoWR	SoPR	SoWR	SoPR	SoWR	SoPR	SoWR	SoPR	SoWR	SoPR	SoWR
Llama2-13B (baseline)	57.6	40.4	60.9	41.2	52.3	41.8	55.0	48.4	59.7	55.7	51.4	50.8	56.2	46.4
Llama2-13B (Ours)	60.6	46.0	61.1	51.6	67.7	48.7	61.5	57.3	65.6	69.8	72.4	60.7	64.8	55.7
Llama3-8B (baseline)	51.5	38.7	54.6	40.5	51.1	39.9	48.3	46.0	43.1	52.8	54.1	44.3	50.5	43.7
Llama3-8B (Ours)	63.7	61.3	64.2	51.6	63.2	65.2	64.0	68.5	67.7	70.8	67.2	52.5	65.0	61.7

Table 6: A comparison of the generalization experiment results on StableToolBench between Llama2-13B and Llama3-8B.

```

{
  "id": "I recently bought an NFT with the contract address 0xBC4CA0EdA7647A8aB7C2061c2E118A18a936f13D and tokenid 4671. Can you provide me with the metadata, attributes, and enclosed media for this NFT? Additionally, I would like to know the current circulation supply of ISLAMICOIN.",
  "conversations": [
    {
      "from": "system",
      "value": "System prompt"
    },
    {
      "from": "user",
      "value": "\nI recently bought an NFT with the contract address 0xBC4CA0EdA7647A8aB7C2061c2E118A18a936f13D and tokenid 4671. Can you provide me with the metadata, attributes, and enclosed media for this NFT? Additionally, I would like to know the current circulation supply of ISLAMICOIN.\nBegin!\n"
    },
    {
      "from": "assistant",
      "value": "Thought: I am using the 'getnfts_metadata_for_nfts_by_address' function to retrieve metadata, attributes, and media for the NFT with contract address 0xBC4CA0EdA7647A8aB7C2061c2E118A18a936f13D and tokenid 4671. This will help fulfill the user's request for information about their recently purchased NFT. Additionally, I will use the 'islamiblockchain_islamicoin_main_cs_txt_for_islamicoin' function to retrieve the current circulation supply of ISLAMICOIN, enabling me to respond accurately to the user's query about the current supply. \nFunction Call: [{\"name\": \"getnfts_metadata_for_nfts_by_address\", \"arguments\": {\"contractaddress\": \"0xBC4CA0EdA7647A8aB7C2061c2E118A18a936f13D\", \"tokenid\": 4671}}, {\"name\": \"islamiblockchain_islamicoin_main_cs_txt_for_islamicoin\", \"arguments\": {}}]"
    },
    {
      "from": "function",
      "value": "{\"name\": 'getnfts_metadata_for_nfts_by_address', 'arguments': {'contractaddress': '0xBC4CA0EdA7647A8aB7C2061c2E118A18a936f13D', 'tokenid': 4671}, 'result': {'error': '', 'response': '{\"contract\": {\"address\": \"0xbc4ca0eda7647a8ab7c2061c2e118a18a936f13d\"}, \"id\": {\"tokenId\": \"4671\"}, \"tokenMetadata\": {\"tokenType\": \"ERC721\"}, \"title\": \"\", \"description\": \"\", \"tokenUri\": {\"gateway\": \"https://alchemy.mypinata.cloud/ipfs/QmeSjSinHpPnmXmspMjwiXyN6zS4E9zccariGR3jxcaWtq/4671\", \"raw\": \"ipfs://QmeSjSinHpPnmXmspMjwiXyN6zS4E9zccariGR3jxcaWtq/4671\"}, \"media\": [{\"gateway\": \"https://nft-cdn.alchemy.com/eth-mainnet/bf2831daf6b80b432ff61616cd63c468\", \"thumbnail\": \"https://res.cloudinary.com/alchemyapi/image/upload/thumbnailv2/eth-mainnet/bf2831daf6b80b432ff61616cd63c468\", \"raw\": \"ipfs://Qmci1pGaUmvb6StPxdGp1WqfK9QjPjdf43nCbY5LJ9y1MY\", \"format\": \"png\", \"bytes\": 125061}], \"metadata\": {\"image\": \"ipfs://Qmci1pGaUmvb6StPxdGp1WqfK9QjPjdf43nCbY5LJ9y1MY\", \"attributes\": [{\"value\": \"Black\", \"trait_type\": \"Fur\"}, {\"value\": \"Bored\", \"trait_type\": \"Mouth\"}, {\"value\": \"Party Hat 1\", \"trait_type\": \"Hat\"}, {\"value\": \"Gold Stud\", \"trait_type\": \"Earring\"}, {\"value\": \"Aquamarine\", \"trait_type\": \"Back...\"}]}"
    },
    {
      "from": "function",
      "value": "{\"name\": 'islamiblockchain_islamicoin_main_cs_txt_for_islamicoin', 'arguments': {}, 'result': {'error': '', 'response': '3,069,324,811\\n'}}"
    },
    {
      "from": "assistant",
      "value": "Thought: The user has gathered the NFT metadata and the ISLAMICOIN circulation supply. They will format this information clearly and use the 'Finish' function to provide a comprehensive answer to the user. \nFunction Call: [{\"name\": \"Finish\", \"arguments\": {\"return_type\": \"give_answer\", \"final_answer\": \"The metadata, attributes, and enclosed media for the NFT with contract address 0xBC4CA0EdA7647A8aB7C2061c2E118A18a936f13D and tokenid 4671 are as follows:\\n\\n- Title: \\n- Description: \\n- Token URI: [ipfs://QmeSjSinHpPnmXmspMjwiXyN6zS4E9zccariGR3jxcaWtq/4671](https://alchemy.mypinata.cloud/ipfs/QmeSjSinHpPnmXmspMjwiXyN6zS4E9zccariGR3jxcaWtq/4671)\\n- Media: [ipfs://Qmci1pGaUmvb6StPxdGp1WqfK9QjPjdf43nCbY5LJ9y1MY](https://nft-cdn.alchemy.com/eth-mainnet/bf2831daf6b80b432ff61616cd63c468)\\n\\nAttributes:\\n- Fur: Black\\n- Mouth: Bored\\n- Hat: Party Hat 1\\n- Earring: Gold Stud\\n- Back: Aquamarine\\n\\nThe current circulation supply of ISLAMICOIN is 3,069,324,811.\\n\\nIf you have any more questions or need further assistance, feel free to ask!\n"}]"
    }
  ]
}

```

Figure 8: An instance of a data entry in DTA-Tool.

? Question: I'm planning a surprise party for my best friend and I need some music suggestions. Can you provide me with the track list of the album with the ID '6lggWd5q9Rh66OkDE1eNdr'? Additionally, I'm interested in exploring the available versions of Ruby. Please provide me with a list of Ruby versions.

LLMs Output (turn-1)

Thought:

- I am calling the 'track_list_album_for_spotify_downloader' function with the argument 'is_id' set to '6lggWd5q9Rh66OkDE1eNdr' to retrieve the track list for a specific album. This API call is made to fulfill a user's request for music suggestions for a surprise party.
- Additionally, I will call the 'ruby_versions_for_ruby_code_compiler' function with no arguments to retrieve a list of available Ruby versions, also in response to a user's request.


Function Call: [{'name': 'track_list_album_for_spotify_downloader', 'arguments': {'is_id': '6lggWd5q9Rh66OkDE1eNdr'}}, {'name': 'ruby_versions_for_ruby_code_compiler', 'arguments': {}}]

Tool Response

Result of 'track_list_album_for_spotify_downloader': {"success": true, "nextOffset": null, "trackList": [{"id": "3to5UxKsozb4T6Cfw hLJ", "title": "Kamikaze", "artists": "Lil Mosey", "cover": null}, {"id": "548QZtKCO7l8A6Lv3M1Huc", "title": "Fu shit", "artists": "Lil Mosey", "cover": null}, {"id": "7zLYKWcXnYeHHWidalz7tj", "title": "Noticed", "artists": "Lil Mosey", "cover": null}, {"id": "6k4Yu26JgigTt7ghkP1FDb", "title": "Rarri", "artists": "Lil Mosey", "cover": null}, {"id": "576YycSx0m7YmiN1TGteWe", "title": "Pull Up", "artists": "Lil Mosey", "cover": null}, {"id": "3fB96InfRUB2DCjbrfzKUt"}]}

Result of 'ruby_versions_for_ruby_code_compiler': {"0": {"id": 0, "name": "2.2.4"}, "1": {"id": 1, "name": "2.4.2p198"}, "2": {"id": 2, "name": "2.5.1p57"}, "3": {"id": 3, "name": "2.6.5"}, "4": {"id": 4, "name": "3.0.2"}}

LLMs Output (turn 2)

Finish: Here are some of the tracks from the album with the ID '6lggWd5q9Rh66OkDE1eNdr': 'Kamikaze' by Lil Mosey, 'Fu shit' by Lil Mosey, 'Noticed' by Lil Mosey, 'Rarri' by Lil Mosey, 'Pull Up' by Lil Mosey, and 'Burberry Headband' by Lil Mosey. The available Ruby versions are '2.2.4', '2.4.2p198', '2.5.1p57', '2.6.5', and '3.0.2'. 

? Question: Please check if the domain 'example.com' is registered and valid. If it is registered, provide me with the DNS records and Whois details.

LLMs Output (turn-1)

Thought:

- To check if 'example.com' is registered and valid, I will call the "keyword_search_for_domain_checker" function with the argument "sld" set to "example.com". This function will validate the domain and retrieve DNS records and Whois details, ensuring accurate and up-to-date information.

Function Call: [{'name': 'keyword_search_for_domain_checker', 'arguments': {'sld': 'example.com'}}]

Tool Response

Result of 'keyword_search_for_domain_checker': {"sld": "example.com", "found": true, "lookup_tlds": 333, "found_tlds": 3, "registered": [{"domain": "example.com.mx", "tld": "mx", "created_at": "2018-08-22 00:00:00", "updated_at": "2023-03-24 00:00:00", "expires_at": "2023-08-22 00:00:00"}, {"domain": "example.com.de", "tld": "de", "created_at": "", "updated_at": "", "expires_at": ""}, {"domain": "example.com.co", "tld": "co", "created_at": "2009-10-20 00:00:00", "updated_at": "2022-12-04 00:00:02", "expires_at": "2023-10-19 23:59:59"}]}

LLMs Output (turn-2)

Thought:

The domain 'example.com' is registered and valid. It has the following DNS records: (1) example.com.mx: Created on 2018-08-22, updated on 2023-03-24, expires on 2023-08-22; (2) example.com.de: No creation date, no update date, no expiration date and (3) example.com.co: Created on 2009-10-20, updated on 2022-12-04, expires on 2023-10-19.

To obtain Whois details, the 'whois_for_domain_checker' function will be called with the domain name as the argument.

Function Call: [{'name': 'whois_for_domain_checker', 'arguments': {'domain': 'example.com'}}, {'name': 'dns_for_domain_checker', 'arguments': {'domain': 'example.com'}}]

Tool Response

Result of 'whois_for_domain_checker': {"domain": "example.com", "sld": "example", "tld": "com", "valid": true, "available": false, "created_at": "1995-08-1404:00:00", "updated_at": "2023-05-12 15:13:35", "expires_at": "2023-08-1304:00:00", "registrar": "RESERVED-Internet Assigned Numbers Authority", "whois": "whois.iana.org"}

Result of 'dns_for_domain_checker': {"domain": "example.com", "valid": true, "A": ["93.184.216.34"], "AAAA": ["2606:2800:220:1:248:1893:25c8:1946"], "CNAME": ["example.com."], "NS": ["b.iana-servers.net.", "a.iana-servers.net."], "MX": ["."], "TXT": ["wgyf8z8cgvnm2qmxpnbndrcltvk4xqfn", "v=spf1 -all"]}

LLMs Output (turn-3)

Finish: The domain 'example.com' is registered and valid. It has the following DNS records: (1) example.com.mx: Created on 2018-08-22, updated on 2023-03-24, expires on 2023-08-22; (2) example.com.de: No creation date, no update date, no expiration date and (3) example.com.co: Created on 2009-10-20, updated on 2022-12-04, expires on 2023-10-19.


The Whois details for the domain are as follows: (1) Whois details: Registered under 'example.com', updated on 2023-05-12, expiring on 2023-08-13; and (2) Registrar: RESERVED-Internet Assigned Numbers Authority. 

Figure 9: The two cases in the figure illustrate the task processing flow of DTA-Llama in practice.