

Submit to Communications in Physics, (2025), pp. 1-8

DOI: <https://doi.org/10.15625/0868-3166/0>

Effect of linear and quadratic coupling on dynamical parameters of an optomechanical oscillator

LE TRI DAT^a, VINH N.T. PHAM^b, LE VAN TAN^{c,d}, AND NGUYEN DUY VY^{c,d,*}

^aNuclear Training Center, VINATOM, 140 Nguyen Tuan Str., 10000 Ha Noi, Vietnam

^bDepartment of Physics & Postgraduate Studies Office, Ho Chi Minh City University of Education, Vietnam

^cLaboratory of Applied Physics, Science and Technology Advanced Institute, Van Lang University, Ho Chi Minh City, Vietnam

^dFaculty of Applied Technology, School of Technology, Van Lang University, Ho Chi Minh City, Vietnam

*E-mail: nguyenduyvy@vlu.edu.vn

Received January 22, 2025

Accepted for publication DD MM 2025

Abstract. Dynamics of microcantilevers are of important interest in micro-mechanical systems for enhancing the functionality and applicable range of the cantilevers in vibration transducing and highly sensitive measurement. In this study, using the semi-classical Hamiltonian formalism, we study in detail the modification of the mechanical frequency and damping rate taking into account both the linear and quadratic coupling between the mechanical oscillator and the laser field in an opto-mechanical system. It has been seen that, the linear coupling greatly enhances the modification of the effective mechanical frequency and the effective damping rate while the quadratic coupling reduces these quantities. For a MHz-frequency oscillator, the damping rate could be 10^5 times increased and the frequency is several times modified. These results help clarifying the origin of the modification of the susceptibility function for cooling of the mechanical mode.

Keywords: microcantilever, mode shape, analytical method, overhang-shaped, T-shaped.

Classification numbers: 07.79.Lh, 78.20.N-, 65.40.De.

1. Introduction

Light-matter coupling at macroscopic to mesoscopic scales has garnered significant interest over the past two decades to elucidating quantum-to-classical physics. In the experiment for seeking the gravitational wave from the universe, a test mass can be controlled to reveal the extremely

subtle impact of gravitational waves on Earth [1–4]. In the experiment for revealing the quantum-to-classical transition, the oscillators of pico-gram in mass were used and its effective temperature could be reduced to the millikelvin range, where the phonon number approaches zero [5–8]. In such systems, reducing the noise from environmental sources, the quantum properties of the driving light, or the mutual interaction between light and object is crucial. A system comprising two mirrors that trap and amplify an electromagnetic field (a laser) has proven highly effective in this domain. When the distance between the two mirrors, the cavity length L_c is close to a multiple of the laser wavelength, a small change in the cavity length reduces the stored field and the radiation force exerted on the mirror. As a result, the coupling between the mechanical and optical modes is maintained.

Beside the setting where the linear optomechanical coupling is available, the system could be created where the second-order coupling is seen, for example, membranes are inserted inside an optical cavity by Harris et al. [7, 9], by Vitali et al. [10], Purdy et al. [11], Favero et al. [12, 13] and Weig et al. [14]. A detailed discussion of these systems could be seen by Favero et al. [13]. And the quadratic coupling gives a fruitful contribution to the cooling in optomechanics.

In this study, we examine the contribution of both the linear and the quadratic coupling on the modification of the mechanical frequency and the damping rate of the oscillator in an optomechanical system. These two parameters are crucial in controlling the dynamics of the oscillator and any change of them could lead directly to the modification of the susceptibility function, the function that determines the effective temperature and oscillating (mechanical) energy. Therefore, a detailed study of the modification of the frequency and damping rate is of interest.

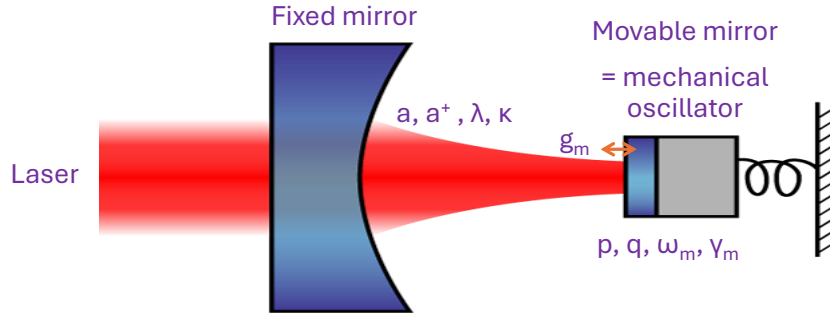


Fig. 1. (top) Photon S_a and (bottom) phonon S_q spectra for increasing opto-mechanical coupling strength G . A reduction in S_q implies a cooling of the mechanical oscillator, and this is corresponding to an increase in S_a , i.e. the energy of thermal bath has been transferred from the mechanical to the optical mode.

The optomechanical system involving an optical microcavity irradiated by a laser is shown in Fig. 1. The first mirror is a semitransparent thin film, and the second mirror plays the role of a mechanical oscillator, which is movable and has a mechanical frequency of ω_m , a decay of γ_m , and located at L_c from the first mirror. The thicknesses of the two films were chosen so that they could maximize the effect of the radiation pressure on the two inner surfaces [15–18].

2. Hamiltonian formalism for optomechanical oscillators

The coupling between the optical and the mechanical mode is assumed to involve the linear and quadratic [19–21] terms as

$$H_i = -\hbar g_m a^\dagger a q + \hbar g_2 a^\dagger a q^2, \quad (1)$$

where $g_m = \frac{\partial \omega_c}{\partial x} x_{ZPF} = \frac{\partial \omega_c}{\partial x} \sqrt{\frac{\hbar}{2\omega_m m}}$ is the coupling strength, and $\frac{\partial \omega_c}{\partial x} \simeq \frac{\omega_c}{L_c}$, which leads to $g_m = \frac{\omega_c}{L_c} x_{ZPF}$. As a result, we obtain the total Hamiltonian (in the rotating frame of the pump laser with frequency ω_p) where the laser has a power of P_i , an amplitude of $\varepsilon_p = [P_i \kappa / (2\hbar \omega_p)]^{1/2}$, and a cavity damping rate of 2κ

$$H = \hbar \Delta_0 a^\dagger a + \frac{1}{2} \hbar \omega_m (p^2 + q^2) - \hbar g_m a^\dagger a q + \hbar g_2 a^\dagger a q^2 + i\hbar \varepsilon_p (a^\dagger - a), \quad (2)$$

where $\Delta_0 = \omega_c - \omega_p$ and $\omega_c = 2\pi c/L_c$ is the frequency of the photon mode inside the cavity. Using the Heisenberg equations for the operators a , a^\dagger , q , and p , such as $-i\hbar \dot{a} = [a, H]$,

$$\dot{a} = -i\Delta_0 a + i g_m a q - i g_2 a q^2 + \varepsilon_p, \quad (3a)$$

$$\dot{a}^\dagger = i\Delta_0 a^\dagger - i g_m a^\dagger q + i g_2 a^\dagger q^2 + \varepsilon_p, \quad (3b)$$

$$\dot{p} = -\omega_m q + g_m a^\dagger a - 2g_2 a^\dagger a q, \quad (3c)$$

$$\dot{q} = \omega_m p, \quad (3d)$$

then adding the terms of noises and the dampings, we obtained the following equations,

$$\dot{a} = -(\kappa + i\Delta_0) a + i g_m a q - i g_2 a q^2 + \varepsilon_p + \sqrt{2\kappa} a_{in}, \quad (4a)$$

$$\dot{a}^\dagger = -(\kappa - i\Delta_0) a^\dagger - i g_m a^\dagger q + i g_2 a^\dagger q^2 + \varepsilon_p + \sqrt{2\kappa} a_{in}^\dagger, \quad (4b)$$

$$\dot{p} = -\gamma_m p - \omega_m q + g_m a^\dagger a - 2g_2 a^\dagger a q + \xi(t), \quad (4c)$$

$$\dot{q} = \omega_m p. \quad (4d)$$

The cavity mode is affected by the input noise from the vacuum radiation a_{in} and the mechanical mode is affected by the fluctuation ξ . They follow the correlation functions [22–25]

$$\langle a_{in}(t) a_{in}^\dagger(t') \rangle = [N(\omega_c) + 1] \delta(t - t'), \quad (5a)$$

$$\langle a_{in}^\dagger(t) a_{in}(t') \rangle = N(\omega_c) \delta(t - t'), \quad (5b)$$

$$\langle a_{in}(t) a_{in}(t') \rangle = \langle a_{in}^\dagger(t) a_{in}^\dagger(t') \rangle = 0, \quad (5c)$$

$$\langle \xi(\omega) \xi(\omega') \rangle = \frac{\gamma_m}{\omega_m} \omega \left[\coth\left(\frac{\hbar\omega}{2k_B T}\right) + 1 \right] \delta(\omega + \omega'), \quad (5d)$$

where N is the two-photon correlation functions [23]. The steady state solutions are obtained by setting the derivatives to zero and we have

$$\begin{cases} a_s = \frac{\mathcal{E}_p}{\kappa + i(\Delta_0 - g_m q_s + g_2 q_s^2)} \\ a_s^\dagger = \frac{\mathcal{E}_p^*}{\kappa - i(\Delta_0 - g_m q_s + g_2 q_s^2)} \\ q_s = g_m |a_s|^2 / (\omega_m + 2g_2 |a_s|^2) \\ p_s = 0. \end{cases} \quad (6)$$

To obtain the fluctuation spectra of the transmitted field, we linearize the quantum Langevin equation by writing the operators as the summation of their mean values, and the fluctuation operators [26], such as $a = a_s + \delta a$. We then keep the linear terms and skip all terms that is higher than 2nd order of fluctuations, such as δa^2 or $\delta a \delta q$. Thus, we obtain,

$$\delta \dot{a} = -(\kappa + i\Delta) \delta a + iG_a \delta q + \sqrt{2\kappa} a_{in}, \quad (7a)$$

$$\delta \dot{a}^\dagger = -(\kappa - i\Delta) \delta a^\dagger - iG_a^* \delta q + \sqrt{2\kappa} a_{in}^\dagger, \quad (7b)$$

$$\delta \dot{p} = -\gamma_m \delta p - (\omega_m + 2g_2 |a_s|^2) \delta q + G_a^* \delta a + G_a \delta a^\dagger + \xi, \quad (7c)$$

$$\delta \dot{q} = \omega_m \delta p, \quad (7d)$$

where $\Delta = \Delta_0 - g_m q_s + g_2 q_s^2$ and $G_a = (g_m - 2g_2 q_s) a_s$. Taking the Fourier transform $\mathcal{F}[\delta \dot{a}(t)] \rightarrow -i\omega \delta a(\omega)$, Eq. (7) could be rewritten in a matrix form as follow,

$$\begin{pmatrix} -i\omega + \kappa + i\Delta & 0 & 0 & -iG_a \\ 0 & -i\omega + \kappa - i\Delta & 0 & iG_a^* \\ -G_a^* & -G_a & -i\omega + \gamma_m & \omega_m + 2g_2 |a_s|^2 \\ 0 & 0 & -\omega_m & -i\omega \end{pmatrix} \begin{pmatrix} \delta a \\ \delta a^\dagger \\ \delta p \\ \delta q \end{pmatrix} = \begin{pmatrix} \sqrt{2\kappa} a_{in} \\ \sqrt{2\kappa} a_{in}^\dagger \\ \xi \\ 0 \end{pmatrix}. \quad (8)$$

Assuming that the Routh-Hurwitz criterion for the parameters is satisfied, then Eq. (8) has solutions [27]. From Eq. (6), we could choose the relative phase reference for the intracavity field and the external laser so that a_s is real and positive, for example,

$$\mathcal{E}_p = |\mathcal{E}| e^{-i\theta} = |\mathcal{E}| \frac{\kappa + i(\Delta_0 - g_m q_s + g_2 q_s^2)}{\sqrt{\kappa^2 + (\Delta_0 - g_m q_s + g_2 q_s^2)^2}},$$

we denote $G_a^* = G_a = G$. The solution of Eq. (8) is

$$\delta q(\omega) = \frac{-\omega_m}{d(\omega)} \left\{ [\Delta^2 + (\kappa - i\omega)^2] \xi - iG\sqrt{2\kappa} [(\omega + i\kappa - \Delta) a_{in}^\dagger + (\omega + i\kappa + \Delta) a_{in}] \right\}, \quad (9)$$

$$\delta p(\omega) = \frac{-i\omega}{\omega_m} \delta q(\omega), \quad (10)$$

and δa and δa^\dagger that are not shown here for brevity and because we are concentrating on the effect of the opto-mechanical coupling on the phonon variance only. In Eqs. (9) and (10),

$$d(\omega) = 2\Delta G^2 \omega_m + [(\omega + i\kappa)^2 - \Delta^2] [\omega_m (\omega_m + g_2) - \omega^2 - i\omega \gamma_m]. \quad (11)$$

Dividing the denominator and numerator on the rhs. of Eq. (11) to $\Theta = (\omega + i\kappa - \Delta)(\omega + i\kappa + \Delta)$ and letting let $\frac{G^2\omega_m}{\Theta} = \Xi$, we obtain

$$\begin{aligned} d_\Theta(\omega) &= d(\omega)/\Theta = \omega_m^2 - \omega^2 - i\omega\gamma_m + 2\Delta\Xi = \omega_m^2 - \omega^2 - i\omega\gamma_m + 2\Delta(Re[\Xi] + i.Im[\Xi]) \\ &= \omega_{eff}^2 - \omega^2 - i\omega\gamma_{eff}. \end{aligned} \quad (12)$$

Finally, the effective mechanical frequency and the effective damping are written as

$$\omega_{eff}^2(\omega) = \omega_m^2 + 2\Delta.Re[\Xi] = \omega_m^2 + G^2\omega_m \frac{2\Delta(\omega^2 - \Delta^2 - \kappa^2)}{[(\omega - \Delta)^2 + \kappa^2](\omega + \Delta)^2 + \kappa^2}, \quad (13a)$$

$$\gamma_{eff}(\omega) = \gamma_m + 2\Delta.Im[\Xi] = \gamma_m + G^2\omega_m\kappa \frac{4\Delta}{[(\omega - \Delta)^2 + \kappa^2](\omega + \Delta)^2 + \kappa^2}. \quad (13b)$$

We have obtained the analytical formula for the mechanical frequency and the damping rate of the oscillator, which depend on the coupling strength G , the de-tuning Δ , and the linear and quadratic couplings.

3. Results and Discussion

To present the results, we used these parameters: $\omega_m = 2\pi \times 10^6$ Hz, $\gamma_m = 2\pi \times 260$ Hz, $m = 5$ ng. The laser to detune and drive the mechanical oscillator has a wavelength of $\lambda = 1064$ nm, a decay rate $\kappa = 6\pi \times 10^6$ Hz, and an input power $P = 0.1$ – 10 mW.

In Fig. 2(left), we present the change of the effective mechanical frequency versus the optomechanical coupling strength G . We could see that ω_{eff} is significantly changed versus G . For increasing G , ω_{eff} increases for $\omega > 1$ and decreases for $\omega < 1$. At $\omega = \omega_m$, $\omega_{eff} = \omega_m$. It is worth noting that these modifications will directly to change in the susceptibility function $\chi(\omega)$ of the mechanical oscillator under the exerting of external noise, e.g. from the thermal noise. As we known, from the equation of motion of the oscillator, the variance of the position could be expressed as

$$\langle x^2(\omega) \rangle = \chi(\omega)F_{noise}(\omega), \quad (14)$$

where $F_{noise}(\omega)$ here denotes the total effects of external noise from both the photonic and bosonic modes. As a result, the oscillation amplitude is modified. If one reduces the value of the function $\chi(\omega)$, the oscillator will reduce the effects from the environment, and could be significantly cooled. Karrai et al. [28] used such a mechanism to cool a microcantilever from the room temperature down to 18 K using a milliwatt-laser source. In the right panel, the effective mechanical damping γ_{eff} is shown. γ_{eff} here is significantly increased, upto 10^5 times the original damping rate of several tens of Hz. Accompanying with the effective mechanical frequency, this enhanced damping contributes to the modification of the susceptibility function.

In Fig. 3, contribution of the second order coupling is estimated. As we could see, the coupling g_2 could lead to a decrease in the modification of the effective mechanical frequency and the damping rate. This arises from the plus sign in the Hamiltonian term of second order process [Eq. (2)]. The second-order process could arise as a higher term in the Maclaurin series of the opto-mechanical interaction [27] or naturally arise in a specific setting up of the system where the second-order process is excited, for example, the oscillator is inserted in the anti-node of an empty optical microcavity [29, 30].

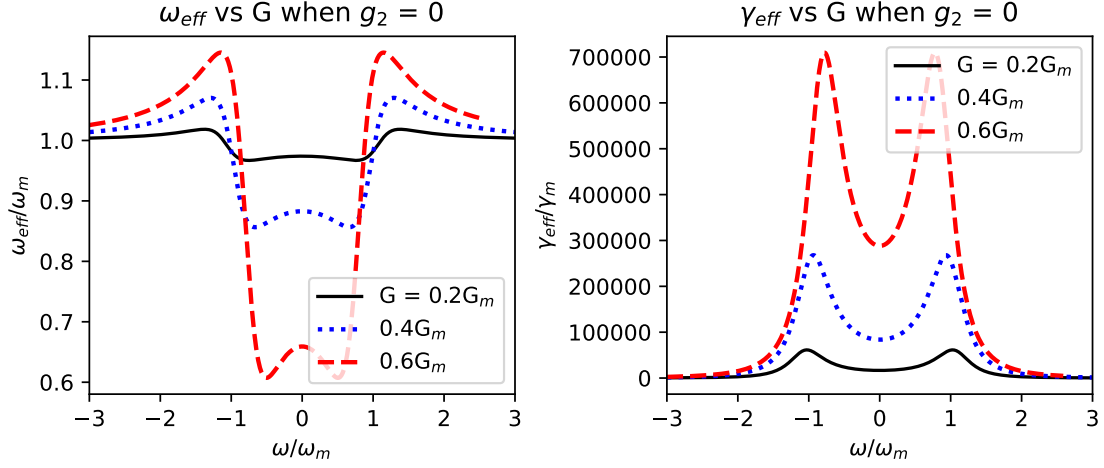


Fig. 2. (left) Normalized effective mechanical frequency ω_{eff} and (right) effective damping rate γ_{eff} versus the optomechanical coupling strength G . Great modifications of frequency and damping lead to changes in the susceptibility function $\chi(\omega)$ [see. Eq. (14)] and this is the mechanism of the passive laser cooling.

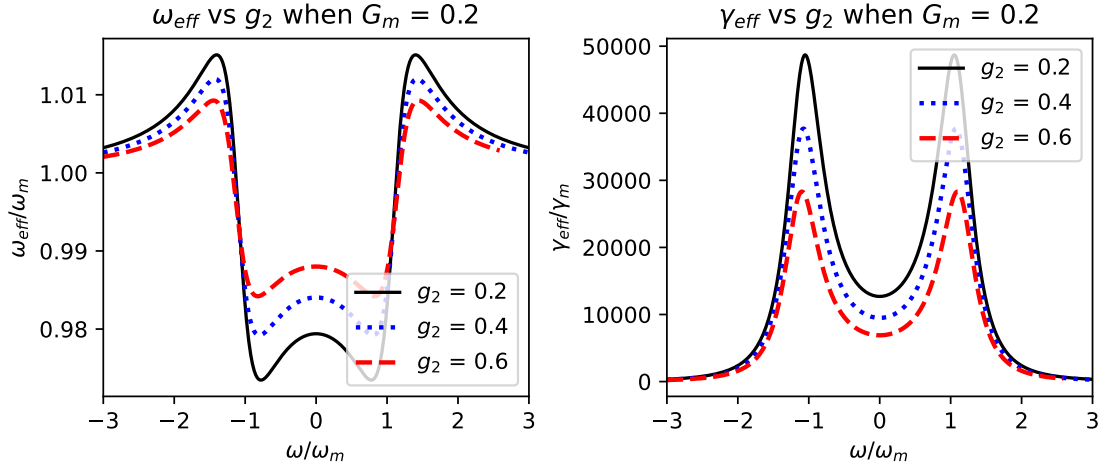


Fig. 3. (left) Normalized effective mechanical frequency ω_{eff} and (right) effective damping rate γ_{eff} versus the quadratic coupling strength g_2 for a fixed value of linear coupling G . The frequency and damping rate have been reduced due to the plus sign, in contrast to the minus sign of the Hamiltonian term in the total Hamiltonian describing the optomechanical coupling.

Acknowledgement

We are thankful to Prof. Van-Hoang Le (HCMUE) for encouragement. This research is funded by Vietnam National Foundation for Science and Technology Development (NAFOSTED) under grant number 103.01-2023.36.

References

- [1] P. D. Lasky, E. Thrane, Y. Levin, J. Blackman and Y. Chen, *Detecting gravitational-wave memory with LIGO: Implications of GW150914*, *Phys. Rev. Lett.* **117** (2016) 061102.
- [2] J. McIver and D. Shoemaker, *Discovering gravitational waves with advanced ligo*, *Contemp. Phys.* **61** (2020) 229.
- [3] M. e. Tse, *Quantum-enhanced advanced ligo detectors in the era of gravitational-wave astronomy*, *Phys. Rev. Lett.* **123** (2019) 231107.
- [4] S. Jung and C. S. Shin, *Gravitational-wave fringes at ligo: Detecting compact dark matter by gravitational lensing*, *Phys. Rev. Lett.* **122** (2019) 041103.
- [5] S. M. Meenehan *et al.*, *Silicon optomechanical crystal resonator at millikelvin temperatures*, *Phys. Rev. A* **90** (2014) 011803.
- [6] R. W. Peterson *et al.*, *Laser cooling of a micromechanical membrane to the quantum backaction limit*, *Phys. Rev. Lett.* **116** (2016) 063601.
- [7] G. I. Harris *et al.*, *Laser cooling and control of excitations in superfluid helium*, *Nat. Phys.* **12** (2016) 788–793.
- [8] L. Qiu, I. Shomroni, P. Seidler and T. J. Kippenberg, *Laser cooling of a nanomechanical oscillator to its zero-point energy*, *Phys. Rev. Lett.* **124** (2020) 173601.
- [9] A. M. Jayich *et al.*, *Dispersive optomechanics: a membrane inside a cavity*, *New Journal of Physics* **10** (2008) 095008.
- [10] D. Vitali *et al.*, *Optomechanical entanglement between a movable mirror and a cavity field*, *Phys. Rev. Lett.* **98** (2007) 030405.
- [11] T. P. Purdy, P.-L. Yu, R. W. Peterson, N. S. Kampel and C. A. Regal, *Strong optomechanical squeezing of light*, *Phys. Rev. X* **3** (2013) 031012.
- [12] I. Favero *et al.*, *Optical cooling of a micromirror of wavelength size*, *Appl. Phys. Lett.* **90** (2007) .
- [13] I. Favero *et al.*, *Fluctuating nanomechanical system in a high finesse optical microcavity*, *Opt. Express* **17** (2009) 12813.
- [14] S. Stapfner *et al.*, *Cavity-enhanced optical detection of carbon nanotube brownian motion*, *Applied Physics Letters* **102** (2013) 151910 [https://pubs.aip.org/aip/apl/article-pdf/doi/10.1063/1.4802746/14268301/151910_1.online.pdf].
- [15] N. D. Vy and T. Iida, *Enhancing thermally induced effects on atomic force microscope cantilevers using optical microcavities*, *Applied Physics Express* **9** (2016) 126601.
- [16] C. M. Hoang, T. Iida, L. T. Dat, H. T. Huy and N. D. Vy, *Optimal coating thickness for enhancement of optical effects in optical multilayer-based metrologies*, *Optics Communications* **403** (2017) 150.
- [17] V. N. T. Pham *et al.*, *Theoretical study on the optimal thermal excitation of bimaterial cantilevers*, *Applied Physics Express* **13** (2020) 064002.
- [18] L. T. Dat, S. H. Luong, V. N. Pham, N. D. Vy and T. Iida, *Radiation pressure on a graphene layer inserted inside an optical microcavity*, *Optics Communications* **520** (2022) 128478.
- [19] A. Xuereb and M. Paternostro, *Selectable linear or quadratic coupling in an optomechanical system*, *Phys. Rev. A* **87** (2013) 023830.
- [20] P. Banerjee, S. Kalita and A. K. Sarma, *Mechanical squeezing in quadratically-coupled optomechanical systems*, arXiv preprint arXiv:2210.00510 (2022) .
- [21] N. Ghorbani, A. Motazedifard and M. Naderi, *Effects of quadratic optomechanical coupling on bipartite entanglements, mechanical ground-state cooling and squeezing in an electro-optomechanical system*, arXiv preprint arXiv:2408.06365 (2024) .
- [22] D. Walls and G. Milburn, *Quantum Optics*, SpringerLink: Springer e-Books. Springer, 2008.
- [23] S. Huang and G. S. Agarwal, *Entangling nanomechanical oscillators in a ring cavity by feeding squeezed light*, *New J. Phys.* **11** (2009) 103044.
- [24] V. Giovannetti and D. Vitali, *Phase-noise measurement in a cavity with a movable mirror undergoing quantum brownian motion*, *Phys. Rev. A* **63** (2001) 023812.
- [25] M. Paternostro *et al.*, *Reconstructing the dynamics of a movable mirror in a detuned optical cavity*, *New J. Phys.* **8** (2006) 107.

- [26] M. Abdi, S. Barzanjeh, P. Tombesi and D. Vitali, *Effect of phase noise on the generation of stationary entanglement in cavity optomechanics*, [Phys. Rev. A](#) **84** (2011) 032325.
- [27] N. D. Vy and T. Iida, *Nonlinear analysis of sub-millikelvin optomechanical cooling for extremely low noise quantum measurement*, [Applied Physics Express](#) **8** (2015) 032801.
- [28] C. H. Metzger and K. Karrai, *Cavity cooling of a microlever*, [Nature](#) **432** (2004) 1002.
- [29] S. S. U and M. Anil Kumar, *Effects of linear and quadratic dispersive couplings on optical squeezing in an optomechanical system*, [Phys. Rev. A](#) **92** (2015) 033824.
- [30] N. Ghorbani, A. Motazedifard and M. H. Naderi, *Effects of quadratic optomechanical coupling on bipartite entanglements, mechanical ground-state cooling and squeezing in an electro-optomechanical system*, 2024.