

Multimodal Fake News Video Explanation Generation: Dataset, Model, and Evaluation

Lizhi Chen¹ Zhong Qian^{1*} Peifeng Li¹ Qiaoming Zhu¹

¹School of Computer Science and Technology Soochow University
{20234027010}@stu.suda.edu.cn

Abstract

Although existing methods have addressed fake news video detection as a classification problem, it is not clear why certain news content is identified as fake. Without proper explanation, end users may not be able to understand the potential meaning of fake news. Therefore, we propose a novel task, Fake News Video Explanation (FNVE), to generate natural language explanations that reveal the falseness of news videos. To this end, we first developed ONVE and VTSE, two new datasets to explain fake news video posts. Then, we propose a Multimodal Relation Graph Transformer (MRGT) model to benchmark ONVE and VTSE. MRGT introduces a multimodal relation graph to comprehensively represent multimodal relations and then introduces a BART-based decoder to explain generations. The experimental results show that the proposed MRGT outperforms the strong baselines. In addition, the human evaluation on the annotated ONVE and VTSE also achieves high scores in terms of adequacy rating.

1 Introduction

Fake news detection has become an important social issue (Wittenberg et al., 2021; ElBoghdady, 2013; Naeem and Bhatti, 2020), especially in the digital era where information spreads extremely fast. Traditionally, fake news detection mainly focuses on the content of the text and judges the veracity of the news by analyzing the potential false information in the text. However, with the rise of video platforms, the manifestation of fake news has become more complex, and based on the wide application of multimodal content (Qian et al., 2021; Zhou et al., 2023) in news communication, its persuasibility and propagation speed are far superior to plain text news. Therefore, it becomes crucial to use multimodal signals for Fake News Video

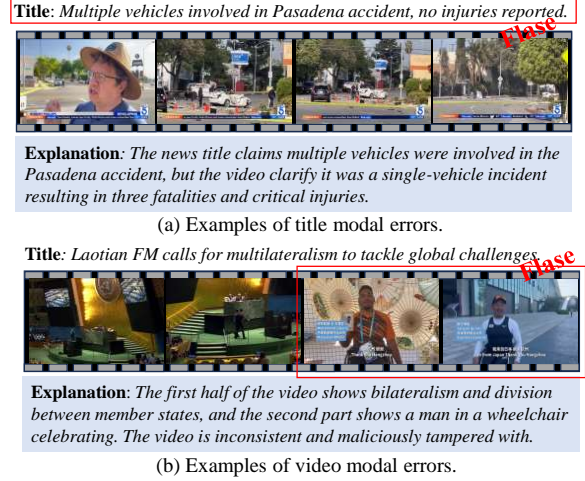


Figure 1: Example scenarios of multimodal fake news video explanation task.

Detection (FNVD). Existing studies (Choi and Ko, 2021; Shang et al., 2021; Bu et al., 2024) primarily utilize heterogeneous multimodal information in news content for the detection and identification of fake news, by capturing inter- and intra-modal inconsistencies.

Fake news videos need to be deeply analyzed by combining multimodal information (such as text, images, and videos (Sundar et al., 2021)) as well as contextual context. For example, some fake news may mislead the audience by tampering with images or video clips (Bu et al., 2023), while others may hide their falsity by carefully designed news title content (Venkatagiri et al., 2023). In such cases, the mere detection of veracity without the disclosure of the underlying false causation is inadequate for many applications. Indeed, the propagation of misinformation videos (Qi et al., 2023) may culminate in a decline of reputation and the initiation of regulatory scrutiny, underscoring the imperative to comprehend the mechanisms through which news media can discern malevolent public sentiments in the form of explanations.

To this end, we propose a novel task - Fake News

**Corresponding author.

Video Explanation (FNVE). This task takes multiple modalities (e.g., text and video) as input and aims to generate natural language sentences to explain fake veracity in news videos. Figure 1 shows two examples that FNVE currently identifies them as false. Figure 1 (a) shows the false situation that the video content is inconsistent with the news title, and the video expresses that a car has had a traffic accident. However, the news title indicate that multiple vehicles were involved in the accident. Figure 1 (b) shows the malicious tampering of the video, and the logical error of the video content. The first half of the video shows bilateralism and division between member states, and the second half shows a man in a wheelchair celebrating.

The FNVE task differs somewhat from traditional explainable systems. Traditional systems typically use attention heatmaps (Yao and Wan, 2020) or similar visualization mechanisms (Parsa et al., 2020; Mahajan et al., 2021) to explain model behavior. In contrast, FNVE is tasked with projecting explanations onto a natural language generation task, generating coherent sentences to explain fake news videos. We formally define FNVE as follows: For a given fake news video post $V = \{F[f_1, f_2, \dots, f_K], T\}$, where F represents the video frame, T is the news title, and f_i is the i -th frame in the video. Our goal is to reveal the fakery of news videos by generating a natural language explanation $E[e_1, e_2, \dots, e_N]$, where E represents the target explanation text consisting of N tokens.

To promote the development of this new task, we constructed ONVE and VTSE, two novel multimodal FNVE datasets each consisting of 5000 fake news video posts containing natural language explanations manually generated by the expert annotators. To benchmark ONVE and VTSE, we first propose a Multimodal Relation Graph Transformer (MRGT) based on the multimodal Transformer architecture to comprehensively represent multimodal (i.e., news title, frame caption, transcript text) relations and then introduce a BART-based decoder to explain generations. To summarize, our main contributions are as follows:

- We introduce a novel task FNVE, which aims to generate natural language explanations for a given video news to account for the potential falsity of news videos. To the best of our knowledge, this is the first attempt to account for the falsity of multimodal news videos.
- We constructed two multimodal FNVE datasets ONVE and VTSE, and each consists

of 5000 triples (videos, news title, and explanations).

- We propose the Multimodal Relation Graph Transformer (MRGT) model to benchmark ONVE and VTSE. Experimental results show that MRGT outperforms various fine-tuning models in four generative evaluation metrics.
- We perform extensive human evaluations to measure the annotation quality of ONVE, VTSE and to validate the adequacy of the explanations generated by the proposed benchmark model. We will release our code and dataset to facilitate this community at XXX.

2 Related Work

2.1 Fake News Video Detection

Fake news video detection is still in its early stages, and there is only a few related work. Early studies focused on extracting statistical features from text for classification, for example, Serrano et al. (2020) used corpus-aware features. However, with the development of deep learning, visual content processing gradually plays an important role. For example, Shang et al. (2021) selected key frames based on thumbnail similarity and extracted features with VGG-19. Bu et al. (2024) utilized the Faster R-CNN network, combined with the caption information, to generate a visual representation of the frame.

Modal correlation is crucial in video processing (Christodoulou et al., 2023; McCrae et al., 2022a) and concerns the interaction of the components of a video. Therefore, Liu et al. (2023) used cross-modal converters to learn consistent relations between video, speech, and text. Zeng et al. (2024) proposed a multimodal multi-view debiasing framework, which is the first attempt to mitigate various multimodal biases in fake news video detection. However, existing work still has limitations, especially on fine-grained error message discrimination. The model needs to further improve its ability to predict specific types of errors and annotate the dataset with fine-grained annotations.

2.2 Natural Language Explanations

Many studies have been devoted to elucidating the predictions of models by generating natural language explanations (NLE). For example, Hendricks et al. (2016) were the first to propose an interpretable model for image classification tasks that is able to explain the predicted labels. Kayser et al.

(2021) introduced e-ViL, an interpretable visual language task benchmark that establishes a unified evaluation framework. Recently in the news video task, Wu et al. (2024) explained rumors from the perspective of modal tampering, and designed an explainability mechanism by backtracking the decision process of the model. However, although these studies have made progress in using NLE to explain model outputs, they have mainly focused on using NLE to justify other types of model outputs. In our task, the NLE itself is the output of the model and aims to account for the falsity of news video content prediction.

3 Proposed Dataset

3.1 Dataset Construction

Sources To the best of our knowledge, there is still a lack of publicly available news video datasets with explanations. Since FNVE requires a fake news video post, we explore two existing fake news video detection datasets, COVID-VTS (Liu et al., 2023) and Official-NV (Wang et al., 2024). The COVID-VTS dataset is derived from Twitter videos and has 11,000 news video posts, which mainly covers news stories related to epidemics and disasters. On the other hand, the Official-NV dataset consists of the official English news videos of Xinhua News Agency, which contains 12,000 news video posts covering reports on multiple topics such as people’s livelihood, science and technology, and health. In total, we collected 23000 news video posts.

We adopt the following annotation guidelines to generate explanations for each video news post.

Exclusion: The posts are discarded according to one of the following conditions:

- Non-fake news video posts,
- explicitly mentioned fake news video posts,
- Non-English content fake news video posts,
- Fake news video posts that required additional context to explain false or annotators unfamiliar with the topic.

Inclusion: The fake news posts are selected according to one of the following conditions:

- The video content is not edited with malicious intent; however, it is inconsistent with the news title.
- The video content is consistent with the news title; however, it has been maliciously edited and the content logic is incorrect.

Annotation Scheme: Annotators are given the following instructions to generate explanations:

- Ensuring that these elements are used to explain falsity and generate an appropriate explanation according to the image content, caption, and transcript text in the video.
- Using the contradiction to describe the explanation and the form can be “..., but ...”, “..., while ...”, “..., with on mention of ...”, and etc.
- If a fake news video post can be explained in multiple ways, prefer a more concise, straightforward explanation.
- The introduction of any topics that are not related to the false explanation of the news video should be avoided to ensure the pertinence and accuracy of the explanation.

Split	#of News	Avg.Title	Avg.Dur.	Avg. Exp.
Train	4250	12.69	68.34	64.12
Val	250	13.81	70.21	60.06
Test	500	11.86	68.37	61.03
Total	5000	11.34	69.19	62.21

Table 1: Statistics of the ONVE dataset, where “Avg.”, “Dur.” and “Exp.” refer to “Average”, “Duration” and “Explanation”, respectively.

Split	#of News	Avg.Title	Avg.Dur.	Avg. Exp.
Train	4250	14.06	74.67	63.25
Val	250	13.25	75.43	61.64
Test	500	14.15	75.72	62.31
Total	5000	13.25	75.08	62.22

Table 2: Statistics of the VTSE dataset.

We hired five expert annotators in different fields to annotate two news video datasets, where the posts come from COVID-VTS and Official-NV. Before the formal annotation, all annotators participated in the pilot annotation test, and the Kappa coefficient of Fleiss (Fleiss, 1971) for different evaluators was 0.785, which indicated good annotation agreement.

Results Annotators need to take the given fake news video and write an explanation based on the English guide and the example video written by the first author. Finally, the annotators of each news video post voted and discussed with each other to determine the final annotation result. Finally, the annotators generated a total of 10000 explanations for fake news video posts, of which 5000 were generated in each of COVID-VTS and Official-NV, named VTSE (COVID-VTS-Extended) and ONVE (Official-NV-Extended), respectively. The brief statistics of the datasets are shown in Table 1 and Table 2.

3.2 Evaluations on Datasets

Evaluation Metrics To evaluate the quality of generated explanations, we select 500 samples from each of the two datasets and invite 10 human evaluators (not involved in the annotation effort) to score the constructed ONVE and VTSE datasets based on the adequacy of explanations, which measures the ability to explain falsity of fake news videos. Drawing on the research of Kayser et al. (Kayser et al., 2021), we set four rating options for adequacy: *strongly justification*, *weakly justification*, *somewhat related to input*, and *not related to input*. The four options definitions are as follows:

- *Strongly Justification* (SJ) evaluates explanatory sentences that strongly justify the fake news video.
- *Weakly Justification* (WJ) denotes an explanation that reveals semantic inconsistency between modalities without reasoning about spurious properties.
- *Somewhat Related to Input* (SRI) indicates that the explanation fails to provide a proper reason to prove false, but some is related to some object entity in the news video.
- *Not Related to Input* (NRI) means that the explanation fails to provide proper justification for being false and completely unrelated to the news video.

We map these four options on a numerical scale of [0, 1], assigning a score of 1.0 to SJ, 0.66 to WJ, 0.33 to SRI, and 0.0 to NRI samples.

LLM-based Annotation In recent years, Multimodal large language models (MLLMs) (Touvron et al., 2023; Huang and Sun, 2024) have demonstrated remarkable reasoning capabilities in the natural language understanding and generation tasks, especially in complex tasks. To better assess the quality of human annotations, we chose the MLLMs for comparison: (1) Blip-2 (Li et al., 2023) is an advanced MLLM capable of processing both visual and linguistic information to achieve joint understanding and generation of images and text. (2) GPT-4o (Hurst et al., 2024), as the most advanced LLM, has demonstrated excellent ability in multimodal understanding and complex reasoning tasks. We exploit the causal inference ability of MLLMs to account for the falsity of fake news videos. Given a news title T , a video frame F , we curate a cue template P . We prompt MLLMs through it to generate an explanation E that elicits

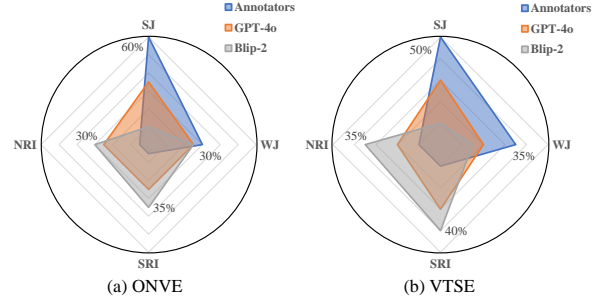


Figure 2: Comparison of the distribution of adequacy ratings for explanations generated by MLLMs and annotators.

a justification about how to infer a false situation based on the interaction of a news title T and a video frame F . We design P as follows:

Given a news video post containing video frames $\langle F \rangle$ and a news title $\langle T \rangle$. Please analyze the veracity of news videos from two perspectives: the logical contradiction of video content and the consistency between news titles and videos, and generate short and effective explanations.

Evaluation Analysis Figure 2 shows the comparison of human annotation and MLLMs (GPT-4 and BLIP-2) generated explanations in the adequacy four metrics, evaluated by 10 human evaluators. Before the assessment, all assessors participated in the pilot assessment test, and the Kappa coefficient of Fleiss for different assessors was 0.814, which indicates good assessment agreement. We adopted a majority-voting method among the evaluators to determine the adequacy category.

We can observe that most of the samples are classified as SJ or WJ categories of human annotators. In contrast, the samples of MLLMs are more likely to fall into the SRI and NRI categories. The reason for this is that human evaluators have excellent context awareness and are able to accurately capture nuances in text. In contrast, MLLMs, despite being trained on a large scale, still has some limitations when dealing with complex ambiguities. This result also confirms the high quality of annotations by annotators who are able to provide more accurate and adequate explanations than MLLMs.

4 FNVE Model

To benchmark ONVE and VTSE, we propose MRGT, an encode-decoder framework based on multimodal transformers. Specifically, MRGT includes three components: multimodal semantic extraction, multimodal relation graph reasoning and explanation generation. As shown in Figure 3, in

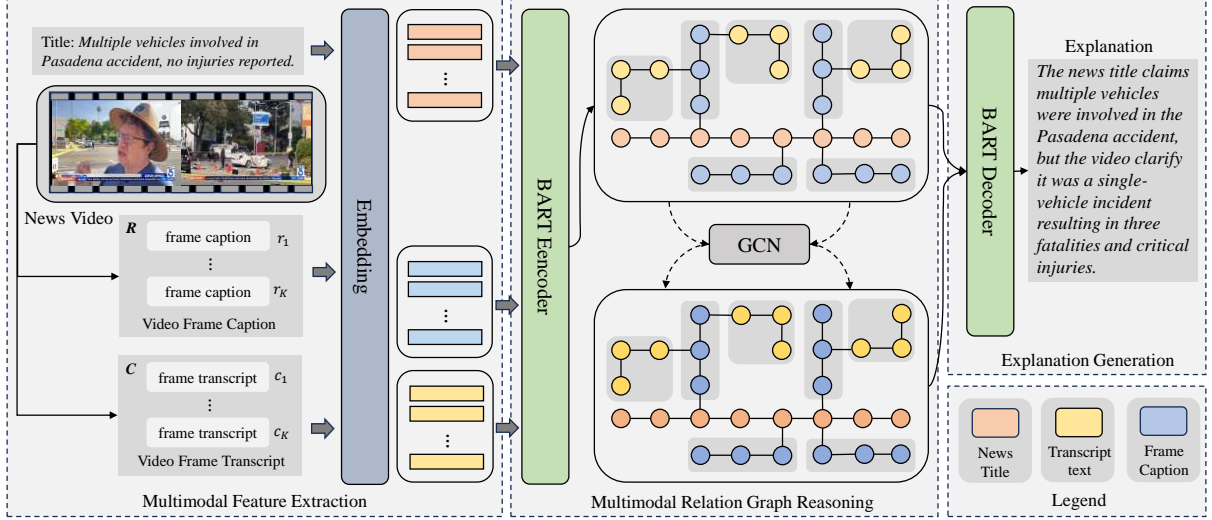


Figure 3: Architecture of the proposed framework MRGT.

the first module, we focus on extracting semantic data of key objects in video frames instead of traditional global visual features to facilitate fine-grained false inference. In the second module, we construct multimodal relation graphs to model the various semantic relations residing in the three semantic sources, and adopt GCN to implement spurious inference. In the last module, we generate target fake explanations using the BART decoder based on three semantic sources.

4.1 Multimodal Semantic Extraction

The news titles are usually the audience’s first impression of the news content. An accurate and objective title can guide the audience in forming reasonable expectations about the news content. In contrast, if the title contains errors or words that do not match the video content (McCrae et al., 2022b), it can mislead the audience. Therefore, we first use the news title $T[t_1, t_2, \dots, t_L]$, where t_i is the i -th token in the news title.

We observe that key objects in video frames often contain important semantic information, which is crucial for identifying fake content. Therefore, we turn to distill frame captions from video frames, which can more accurately capture the local details in a frame compared to global visual features. Specifically, we first use Blip-2 (Li et al., 2023) to convert a video frame F into a frame caption $R[r_1, r_2, \dots, r_K]$, where r_i is the i -th frame caption in the video. Secondly, we observe that the transcript texts in videos are usually more complete than news title with limited length and can reveal implicit information or background details in videos. Hence, we use SimpleOCR

(Ko and Kim, 2004) to extract the transcript text $C[c_1, c_2, \dots, c_K]$ of the video frame F , where c_i is the i -th frame transcript text in the video.

4.2 Multimodal Relation Graph Reasoning

So far, we obtained three kinds of semantic sources for news videos: the news caption T , the transcript text C , and the frame caption R . To extract the embedded features for semantic text, we turn to the BART (Lewis, 2019) encoder, which has shown convincing success on various natural language processing tasks. Since the three semantic sources share the same token form, we first concatenate them into a sequence of tokens, denoted as X , and then feed X into the BART encoder TE as follows:

$$H = TE(X), \quad (1)$$

where $H \in \mathbb{R}^{S \times D}$ is the coded representation matrix, each column corresponds to a token, and S is the total number of tokens in X .

In fact, there are rich relations among the three semantic sources available for false inference and corresponding explanation generation. For example, the semantic correlation between the input news title text and transcript text tags can facilitate cross-modal inconsistency uncovering; The semantic correspondence between the input frame caption and transcript text data can help to mine semantic intra-modal inconsistencies.

Hence, for each sample V , we construct a multimodal relation graph G to comprehensively capture the above semantic relations. Corresponding to S tokens in X , it can be divided into three categories: news title nodes, transcript text nodes, and frame caption nodes.

As shown in Figure 3, the edges of this graph are defined according to the semantic relations between these nodes. We establish the following rules to construct the edges: 1) We link semantically related text nodes by adding an edge in the news title, transcript text and frame caption by introducing the dependency tree relations. 2) To capture the semantic relations of cross-modal text, we establish an edge between all frame captions and their news caption tags with the highest semantic similarity measured by cosine similarity. 3) To capture the semantic relations within the video modality, we link the visual text nodes by adding an edge between the frame caption and transcript text. Formally, let $A \in \mathbb{R}^{S \times S}$ denote the adjacency matrix of the multimodal relational graph we constructed.

Thereafter, we resort to the commonly used GCN for fake news video inference. Specifically, suppose we adopt GCN L layer, all node representations are updated iteratively as follows:

$$\mathbf{G}_l = \text{ReLU} \left(\tilde{\mathbf{A}} \mathbf{G}_{l-1} \mathbf{W}_l \right), l \in [1, L], \quad (2)$$

where $\tilde{\mathbf{A}} = (\mathbf{D})^{-\frac{1}{2}} \mathbf{A} (\mathbf{D})^{-\frac{1}{2}}$ is the normalized symmetric adjacency matrix and D is the degree matrix of A . \mathbf{G}_l is the representation of the node obtained in layer l GCN, where $\mathbf{G}_0 = \mathbf{H}$ is the initial node representation.

The final node obtained by the GCN indicates that the G_L should absorb rich semantic information from its related nodes and be used as input for the following falsity explanation generation. We also introduce a residual connection (Vaswani, 2017) to generate spurious explanations. Specifically, we first fuse the initial, final node representation as follows:

$$\mathbf{Z} = \mathbf{H} + \mathbf{G}_L, \quad (3)$$

where $\mathbf{Z} \in \mathbb{R}^{S \times D}$ denotes the fusion node representation.

4.3 Explanation Generation

In explanation generation, we feed \mathbf{Z} to the decoder TD of the pre-trained Transformer. The decoder works in an autoregressive fashion, that is, it generates the next words by considering all previously decoded outputs as follows:

$$\hat{\mathbf{y}}_t = TD \left(\mathbf{Z}, \hat{\mathbf{Y}}_{<t} \right), \quad (4)$$

where $\mathbf{Z} \in \mathbb{R}^{S \times D}$, $t \in [1, N_y]$ and $\hat{\mathbf{y}}_t \in \mathbb{R}^{|\mathcal{V}|}$ are the t -th token probability distributions of spurious

explanation. $\hat{\mathbf{Y}}_{<t}$ refers to the previously predicted $t-1$ labeling.

To optimize the MRGT generation, we again apply the standard cross entropy loss function as follows:

$$\mathcal{L}_{Gen} = -1/N_y \sum_{i=1}^{N_y} \log(\hat{\mathbf{y}}_i[t]) \quad (5)$$

where $\hat{\mathbf{y}}_i[t]$ is the element of $\hat{\mathbf{y}}_i$ corresponding to the i -th token of the generated explanation, and N_y is the total number of tokens in the generated truth explanation \mathbf{Y} .

5 Experiments

5.1 Comparative Systems

Since news videos have multimodal characteristics, we consider multimodal input ways. To validate our MRGT, we compare it with the following existing methods. (1) BART (Lewis, 2019) is a multimodal generative model based on Transformer architecture, capable of generating natural language explanations. (2) ExMore (Desai et al., 2022) uses BART as the backbone model and injects visual information into BART through the cross-modal attention mechanism. (3) HAAV (Kuo and Kira, 2023) encodes each view in multiple modalities independently through a shared encoder, and incorporates contrastive loss in the encoded view in a novel way. (4) AMFM (Zhang et al., 2024) dynamically enhances pre-trained visual features by learning latent visual relationships between frame-level and video-level embeddings.

5.2 Experimental Setup

We conduct experiments on ONVE and VTSE and use an 85:5:10 split to create training (4250), validation (250), and test (500) sets. We selected several standard metrics for evaluating the performance of generated explanations. These include 1) BLEU (Papineni et al., 2002) (BLEU-1, BLEU-2, BLEU-3, BLEU-4), which measures the similarity between the generated text and the reference text, 2) ROUGE (Lin, 2004) (ROUGE-1, ROUGE-2, ROUGE-L), which evaluates the similarity between the generated summary and the reference summary, 3) METEOR (Denkowski and Lavie, 2014), which assesses explanation quality using synonym matching strategies, and 4) SentBERT (Reimers, 2019), which uses Sentence-BERT to embed semantic similarity between reference and generated explanations in the space.

Dataset	Method	BLEU				M	Rouge			Sent-B
		B@1	B@2	B@3	B@4		R-1	R-2	R-L	
ONVE	BART	53.25	39.44	31.17	25.61	92.93	53.31	29.24	43.06	85.82
	ExMore	54.66	40.33	32.48	26.57	93.56	54.28	30.62	43.64	85.86
	HAHV	54.81	40.99	32.53	26.83	94.32	54.72	30.86	43.90	85.90
	AMFM	55.14	41.23	33.12	27.42	94.52	55.33	31.35	44.58	86.31
	MRGT	56.34	42.45	34.12	28.42	95.31	57.33	33.35	46.16	86.87
VTSE	BART	50.47	36.31	28.31	23.21	93.70	50.44	26.50	39.60	87.22
	ExMore	51.02	37.68	29.11	24.08	94.57	51.31	27.96	39.88	87.72
	HAHV	52.42	38.72	30.15	25.35	94.74	52.24	28.25	41.15	87.52
	AMFM	52.23	38.59	30.45	25.57	94.43	52.27	28.56	41.24	87.91
	MRGT	53.32	39.67	31.41	26.24	95.22	53.27	29.35	42.42	88.04

Table 3: Results comparison among different models on ONVE and VTSE, where the best results are in bold. B@1, B@2, B@3, B@4, M, R-1, R-2, R-L and Sent-B are short for BLEU-1, BLEU-2, BLEU-3, BLEU-4, METEOR, ROUGE-1, ROUGE-2, ROUGE-L and SentBERT.

We adopt the bart-base model provided by huggingface as the backbone of our model. In practice, we concatenate all semantic texts, unified to 312 by padding or truncation operations. The feature dimension D is set to 768 and the maximum number of intercepts we allow to be extracted from the image is set to 32. We used AdamW (Loshchilov et al., 2017) as the optimizer and set the learning rate to 1e-3 for the GCN layer and 1e-4 for BART. The batch size is set to 10 and the maximum number of epochs for model training is set to 15.

5.3 Experimental Results

The experimental results are shown in Table 3 and our proposed MRGT has significant advantages over the baselines in fake news video explanation generation. MRGT wins the first place in the four sub-indicators of BLEU score B@1, B@2, B@3 and B@4, which directly proves that the explanation sentences generated by MRGT are not only fluent, but also can capture the video content more accurately.

Compared with the sub-optimal model AMFM, MRGT also improves in R-L score, meaning that the overall similarity and coherence between its generated explanations and the reference explanations are higher. This advantage makes the explanation of MRGT more close to the real human expression, and enhances the practical value. In addition, MRGT performs excellently on METEOR and Sent-B scores. The high score of METEOR score indicates that the explanations generated by MRGT are highly consistent with the video content at the semantic level, while the excellent score of Sent-B further validates the superiority of its explanations in terms of semantic quality.

Dataset	Method	B@4	M	R-L	Sent-B
ONVE	BART	25.61	92.93	43.06	85.82
	w/o Caption	26.43	93.44	44.16	85.90
	w/o Transcript	26.65	93.75	44.35	86.23
	w/o Graph	27.32	94.52	45.60	86.75
	MRGT	28.42	95.31	46.16	86.87
VTSE	BART	23.21	93.70	39.60	87.22
	w/o Caption	24.86	94.25	40.23	87.53
	w/o Transcript	24.70	94.36	40.14	87.67
	w/o Grap	25.51	94.77	41.27	87.82
	MRGT	26.24	95.22	42.42	88.04

Table 4: Ablation study on ONVE and VTSE.

ONVE			VTSE	
Model	Adequacy	Fluency	Adequacy	Fluency
AMFM	0.70	0.84	0.62	0.76
MRGT	0.76	0.87	0.71	0.83

Table 5: Adequacy and fluency scores of explanations generated by AMFM and MRGT.

5.4 Ablation Study

We designed multiple model variants to evaluate the role of different information sources in FNVE generation. First, we remove the frame description information (w/o Caption) to understand the contribution of key objects in the video frame in the model. Second, we also excluded transcript text data (w/o Transcript) to analyze the role of transcript text in explanation generation. Finally, to verify the necessity of multi-source relation Graph in false inference, we remove the graph building part (w/o Graph) and only feed the encoded information into the decoder.

As shown in Table 4, the performance of model variants that remove transcript text (w/o Transcript) and frame description (w/o Caption) is significantly degraded compared to MRGT. This is because cap-

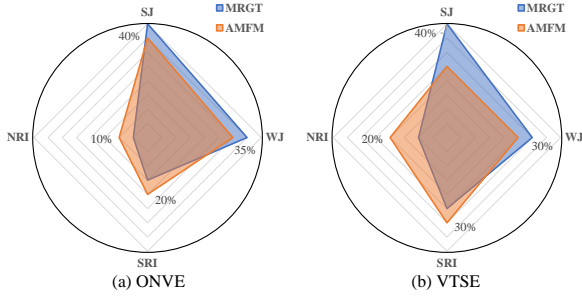


Figure 4: Distribution comparison of the adequacy ratings for explanations generated by AMFM and MRGT.

tion and transcript texts in news videos are the core information sources for false inference, and their absence naturally leads to performance degradation. More importantly, MRGT outperforms variants that remove multimodal relation graphs (w/o graphs) in performance, which highlights that graph structure is indispensable in capturing multimodal news video post falsibility reasoning.

5.5 Evaluation on Explanation

We invited ten adult volunteers as evaluators to rate the explanations generated by MRGT and AMFM, and we considered their adequacy and fluency. The former measures the goodness of the explanation to reveal the falsity of the news, while the latter indicates the coherence of the english explanation. The Kappa coefficient of Fleiss for different evaluators was 0.804, which indicates good agreement. As shown in Table 5, MRGT achieves higher adequacy and fluency scores than AMFM on both datasets ONVE and VTSE. This shows that the explanations generated by MRGT perform better in content coverage and accuracy, and the explanations are more natural in language expression and easy to be understood by users.

Figure 4 shows the comparison between MRGT and AMFM explained in the adequacy rating option described in Subsection 3.1. On ONVE, MRGT has a higher proportion than AMFM on both the higher ratings of SJ and WJ, but a lower proportion than AMFM on the two lower ratings of SRI and NRI. This indicates that the explanations generated by MRGT are overall better than AMFM in terms of adequacy. On VTSE, MRGT similarly dominates on both ratings SJ and WJ, further demonstrating its ability to generate high-quality explanations.

5.6 Case Study

In Figure 5, we show two instances of FNVE, each including the MRGT explanation as well as the



Figure 5: Examples of good and bad explanations generated by MRGT.

Ground truth. The example (a) shows a case of generating good explanation. MRGT favorably explained the false situation of the fake news video and generated “*Lee Kyung-min’s experience as a volunteer*”. MRGT can analyze the inconsistency between modalities, and enhance the integrity of reasoning through multimodal information, which shows the ability of MRGT in understanding multimodal information. The example (b) shows a case where the generated explanation is bad. MRGT failed to provide an appropriate explanation to support the spurious situation, generating “*the country had one of the lowest infection rates in the world*”. MRGT may in some cases rely too much on some specific cues that are not relevant to the real situation and thus produce wrong explanations.

6 Conclusion

In this paper, we propose a multi-modal fake news video interpretation task, which aims to analyze fake news videos by combining the title and video content. To this end, we construct two datasets ONVE and VTSE, each containing 5000 fake news videos and natural language explanations. In addition, we design a powerful model MRGT, introducing multimodal relation graphs, for benchmarking ONVE and VTSE datasets. Through a series of evaluations, it is found that MRGT outperforms the baselines on different evaluation metrics. We believe FNVE opens a new avenue in the field of fake analysis and generation in news videos.

Limitations

Dataset. Human annotations with their high precision and deep understanding excel in terms of dataset accuracy and adequacy, which is essential for training high-quality machine learning models. However, the process of manual annotation is often time-consuming, costly, and difficult to quickly scale to large-scale datasets, which limits its wide application in the era of big data.

Model. Our MRGT emphasizes providing explanations for model predictions when detecting fakes in news videos. However, the inner workings of a neural network, and in particular how it arrives at these decisions, have not been thoroughly explored. In future work, we intend to improve our approach by investigating the interpretability of the model architecture.

References

- Yuyan Bu, Qiang Sheng, Juan Cao, Peng Qi, Danding Wang, and Jintao Li. 2023. Combating online misinformation videos: Characterization, detection, and future directions. In *Proceedings of the 31st ACM International Conference on Multimedia*, pages 8770–8780.
- Yuyan Bu, Qiang Sheng, Juan Cao, Peng Qi, Danding Wang, and Jintao Li. 2024. Fakingrecipe: Detecting fake news on short video platforms from the perspective of creative process. In *Proceedings of the 32nd ACM International Conference on Multimedia*, pages 1351–1360.
- Hyewon Choi and Youngjoong Ko. 2021. Using topic modeling and adversarial neural networks for fake news video detection. In *Proceedings of the 30th ACM international conference on information & knowledge management*, pages 2950–2954.
- Christos Christodoulou, Nikos Salamanos, Pantelitsa Leonidou, Michail Papadakis, and Michael Sirivianos. 2023. Identifying misinformation on youtube through transcript contextual analysis with transformer models. *arXiv preprint arXiv:2307.12155*.
- Michael Denkowski and Alon Lavie. 2014. Meteor universal: Language specific translation evaluation for any target language. In *Proceedings of the ninth workshop on statistical machine translation*, pages 376–380.
- Poorav Desai, Tanmoy Chakraborty, and Md Shad Akhtar. 2022. Nice perfume. how long did you marinate in it? multimodal sarcasm explanation. In *Proceedings of the AAAI Conference on Artificial Intelligence*, volume 36, pages 10563–10571.
- Dina ElBoghdady. 2013. Market quavers after fake ap tweet says obama was hurt in white house explosions. *The Washington Post*, 23.
- Joseph L Fleiss. 1971. Measuring nominal scale agreement among many raters. *Psychological bulletin*, 76(5):378.
- Lisa Anne Hendricks, Zeynep Akata, Marcus Rohrbach, Jeff Donahue, Bernt Schiele, and Trevor Darrell. 2016. Generating visual explanations. In *Computer Vision–ECCV 2016: 14th European Conference, Amsterdam, The Netherlands, October 11–14, 2016, Proceedings, Part IV 14*, pages 3–19. Springer.
- Yue Huang and Lichao Sun. 2024. Fakegpt: fake news generation, explanation and detection of large language models. *arxiv.org*.
- Aaron Hurst, Adam Lerer, Adam P Goucher, Adam Perelman, Aditya Ramesh, Aidan Clark, AJ Ostrow, Akila Welihinda, Alan Hayes, Alec Radford, et al. 2024. Gpt-4o system card. *arXiv preprint arXiv:2410.21276*.
- Maxime Kayser, Oana-Maria Camburu, Leonard Salewski, Cornelius Emde, Virginie Do, Zeynep Akata, and Thomas Lukasiewicz. 2021. e-vil: A dataset and benchmark for natural language explanations in vision-language tasks. In *Proceedings of the IEEE/CVF international conference on computer vision*, pages 1244–1254.
- Mi-Ae Ko and Young-Mo Kim. 2004. A simple ocr method from strong perspective view. In *33rd Applied Imagery Pattern Recognition Workshop (AIPR’04)*, pages 235–240. IEEE.
- Chia-Wen Kuo and Zolt Kira. 2023. Haav: Hierarchical aggregation of augmented views for image captioning. In *Proceedings of the IEEE/CVF conference on computer vision and pattern recognition*, pages 11039–11049.
- Mike Lewis. 2019. Bart: Denoising sequence-to-sequence pre-training for natural language generation, translation, and comprehension. *arXiv preprint arXiv:1910.13461*.
- Junnan Li, Dongxu Li, Silvio Savarese, and Steven Hoi. 2023. Blip-2: Bootstrapping language-image pre-training with frozen image encoders and large language models. In *International conference on machine learning*, pages 19730–19742. PMLR.
- Chin-Yew Lin. 2004. Rouge: A package for automatic evaluation of summaries. In *Text summarization branches out*, pages 74–81.
- Fuxiao Liu, Yaser Yacoob, and Abhinav Shrivastava. 2023. Covid-vts: Fact extraction and verification on short video platforms. *arXiv preprint arXiv:2302.07919*.
- Ilya Loshchilov, Frank Hutter, et al. 2017. Fixing weight decay regularization in adam. *arXiv preprint arXiv:1711.05101*, 5.

- Aditya Mahajan, Divyank Shah, and Gibraan Jafar. 2021. Explainable ai approach towards toxic comment classification. In *Emerging Technologies in Data Mining and Information Security: Proceedings of IEMIS 2020, Volume 2*, pages 849–858. Springer.
- Scott McCrae, Kehan Wang, and Avidesh Zakhor. 2022a. Multi-modal semantic inconsistency detection in social media news posts. In *International Conference on Multimedia Modeling*, pages 331–343. Springer.
- Scott McCrae, Kehan Wang, and Avidesh Zakhor. 2022b. Multi-modal semantic inconsistency detection in social media news posts. In *International Conference on Multimedia Modeling*, pages 331–343. Springer.
- Salman Bin Naeem and Rubina Bhatti. 2020. The covid-19 ‘infodemic’: a new front for information professionals. *Health Information & Libraries Journal*, 37(3):233–239.
- Kishore Papineni, Salim Roukos, Todd Ward, and Wei-Jing Zhu. 2002. Bleu: a method for automatic evaluation of machine translation. In *Proceedings of the 40th annual meeting of the Association for Computational Linguistics*, pages 311–318.
- Amir Bahador Parsa, Ali Movahedi, Homa Taghipour, Sybil Derrible, and Abolfazl Kouros Mohammadian. 2020. Toward safer highways, application of xgboost and shap for real-time accident detection and feature analysis. *Accident Analysis & Prevention*, 136:105405.
- Peng Qi, Yuyan Bu, Juan Cao, Wei Ji, Ruihao Shui, Junbin Xiao, Danding Wang, and Tat-Seng Chua. 2023. Fakesv: A multimodal benchmark with rich social context for fake news detection on short video platforms. In *Proceedings of the AAAI Conference on Artificial Intelligence*, volume 37, pages 14444–14452.
- Shengsheng Qian, Jinguang Wang, Jun Hu, Quan Fang, and Changsheng Xu. 2021. Hierarchical multi-modal contextual attention network for fake news detection. In *Proceedings of the 44th international ACM SIGIR conference on research and development in information retrieval*, pages 153–162.
- N Reimers. 2019. Sentence-bert: Sentence embeddings using siamese bert-networks. *arXiv preprint arXiv:1908.10084*.
- Juan Carlos Medina Serrano, Orestis Papakyriakopoulos, and Simon Hegelich. 2020. Nlp-based feature extraction for the detection of covid-19 misinformation videos on youtube. In *Proceedings of the 1st Workshop on NLP for COVID-19 at ACL 2020*.
- Lanyu Shang, Ziyi Kou, Yang Zhang, and Dong Wang. 2021. A multimodal misinformation detector for covid-19 short videos on tiktok. In *2021 IEEE international conference on big data (big data)*, pages 899–908. IEEE.
- S Shyam Sundar, Maria D Molina, and Eugene Cho. 2021. Seeing is believing: Is video modality more powerful in spreading fake news via online messaging apps? *Journal of Computer-Mediated Communication*, 26(6):301–319.
- Hugo Touvron, Louis Martin, Kevin Stone, Peter Albert, Amjad Almahairi, Yasmine Babaei, Nikolay Bashlykov, Soumya Batra, Prajjwal Bhargava, Shruti Bhosale, et al. 2023. Llama 2: Open foundation and fine-tuned chat models. *arXiv preprint arXiv:2307.09288*.
- A Vaswani. 2017. Attention is all you need. *Advances in Neural Information Processing Systems*.
- Sukrit Venkatagiri, Joseph S Schafer, and Stephen Prochaska. 2023. The challenges of studying misinformation on video-sharing platforms during crises and mass-convergence events. *arXiv preprint arXiv:2303.14309*.
- Yihao Wang, Lizhi Chen, Zhong Qian, and Peifeng Li. 2024. Official-nv: An llm-generated news video dataset for multimodal fake news detection. *arXiv preprint arXiv:2407.19493*.
- Chloe Wittenberg, Ben M Tappin, Adam J Berinsky, and David G Rand. 2021. The (minimal) persuasive advantage of political video over text. *Proceedings of the National Academy of Sciences*, 118(47):e2114388118.
- Kaixuan Wu, Yanghao Lin, Donglin Cao, and Dazhen Lin. 2024. Interpretable short video rumor detection based on modality tampering. In *Proceedings of the 2024 Joint International Conference on Computational Linguistics, Language Resources and Evaluation (LREC-COLING 2024)*, pages 9180–9189.
- Shaowei Yao and Xiaojun Wan. 2020. Multimodal transformer for multimodal machine translation. In *Proceedings of the 58th annual meeting of the association for computational linguistics*, pages 4346–4350.
- Zhi Zeng, Minnan Luo, Xiangzheng Kong, Huan Liu, Hao Guo, Hao Yang, Zihan Ma, and Xiang Zhao. 2024. Mitigating world biases: A multimodal multi-view debiasing framework for fake news video detection. In *Proceedings of the 32nd ACM International Conference on Multimedia*, pages 6492–6500.
- Yunzuo Zhang, Yameng Liu, and Cunyu Wu. 2024. Attention-guided multi-granularity fusion model for video summarization. *Expert Systems with Applications*, 249:123568.
- Yangming Zhou, Yuzhou Yang, Qichao Ying, Zhenxing Qian, and Xinpeng Zhang. 2023. Multi-modal fake news detection on social media via multi-grained information fusion. In *Proceedings of the 2023 ACM International Conference on Multimedia Retrieval*, pages 343–352.