

# Scalable Vision Language Model Training via High Quality Data Curation

Hongyuan Dong\*, Zijian Kang\*, Weijie Yin\*, Xiao Liang, Chao Feng†, Jiao Ran

ByteDance Douyin Content Group

{donghongyuan.dousia, zijian.kang, yinweijie}  
{liangxiao.ilx, chaofeng.zz, ranjiao}@bytedance.com

## Abstract

In this paper, we introduce *SAIL-VL* (*ScALable Vision Language Model Training via High QuaLity Data Curation*), an open-source vision language model (VLM) of state-of-the-art (SOTA) performance with 2B parameters. We introduce three key improvements that contribute to SAIL-VL’s leading performance: (1) Scalable high-quality visual understanding data construction: We implement a visual understanding data construction pipeline, which enables hundred-million-scale high-quality re-captation data annotation. Equipped with this pipeline, we curate SAIL-Caption, a large-scale caption dataset with large quantity and the highest data quality compared with opensource caption datasets. (2) Scalable Pretraining with High-Quality Visual Understanding Data: We scale SAIL-VL’s pretraining budget up to 131B tokens and show that even a 2B VLM benefits from scaled up training data sizes, exhibiting expected data size scaling laws in visual understanding and instruction following performance. (3) Scalable SFT via quantity and quality scaling: We introduce general guidance for instruction data curation to scale up instruction data continuously, allowing us to construct a large SFT dataset with the highest quality. To further improve SAIL-VL’s performance, we propose quality scaling, a multi-stage training recipe with curriculum learning, to improve model performance scaling curves w.r.t. data sizes from logarithmic to be near-linear.

SAIL-VL obtains the highest average score in 19 commonly used benchmarks in our evaluation and achieves top1 performance among VLMs of comparable sizes on OpenCompass (<https://rank.opencompass.org.cn/leaderboard-multimodal>). We release our SAIL-VL-2B model at HuggingFace (<https://huggingface.co/BytedanceDouyinContent/SAIL-VL-2B>).

\* Equal contribution.

†Email corresponding

## 1 Introduction

Researches in vision large language models (VLMs) (Liu et al., 2024a; Li et al., 2024a; Yao et al., 2024; Wang et al., 2024; Gu et al., 2024; Chen et al., 2024d,c) have made significant progress in recent years, facilitating various vision tasks via language interactions. Due to the memory and computational constraints in model deployment, training compact VLMs with robust visual comprehension performance has become a popular research field recently (Marafioti et al., 2024; Chen et al., 2023a; Yao et al., 2024; Li et al., 2024c; Gao et al., 2024). However, how to make optimal use of publicly available resources to unlock the potential of compact VLMs remains an unanswered question. We attribute the suboptimal performance of recent lightweight vision language models to two aspects: limited fundamental visual understanding abilities and unsatisfactory visual instruction following performance.

The fundamental visual understanding abilities of VLMs are typically established via large-scale pretraining. VLM pretraining necessitates not only substantial training budgets, but also a sufficient amount of high-quality visual understanding data to take effect. Recently proposed VLMs, such as LLaVA series (Liu et al., 2024a; Li et al., 2024a; Chen et al., 2024a), conduct light-weight pretraining with a limited amount of low-quality caption data, and therefore suffer from suboptimal visual understanding abilities which hinder subsequent visual instruction tuning. MiniCPM-V-2.5 (Yao et al., 2024) and Qwen2-VL (Wang et al., 2024) allocate hundreds of billions of tokens’ computation budgets to the pretraining stage, but the limited visual understanding data quality hinders these models from achieving stronger visual understanding capabilities. More importantly, despite the large amount of resources consumed in VLM pretraining, existing works do not provide reliable conclusions to

understand how pretraining budgets and data quality influence VLM performance.

During supervised fine-tuning (SFT) stage, VLM’s visual understanding capabilities are generalized to instruction following tasks. However, how to make optimal use of high-quality visual instruction tuning datasets remains unexplored. Recent works primarily focus on adjusting the data distribution across various domains and formats (Li et al., 2024a; Chen et al., 2024d,c; Yao et al., 2024). Infinity-MM (Gu et al., 2024) proposes multi-stage SFT to improve model performance, and obtain promising performance scaling results. Nevertheless, there still lacks widely acknowledged guidelines to determine the distribution of SFT datasets and training stages.

To address the above issues, we propose SAIL-VL, an opensource vision language model with state-of-the-art (SOTA) visual understanding and instruction following performance. SAIL-VL is trained through five stages: pretrain-alignment, pretrain-advance, SFT-knowledge, SFT-instruction and SFT-preference. In the first two pretraining stages, we establish SAIL-VL’s fundamental visual understanding abilities with large-scale pretraining. To explore how pretraining computation budgets and data quality influence VLM’s visual understanding abilities, we scale up VLM pretraining to 131B tokens with *SAIL-Caption*, our synthesized visual understanding dataset, which is of large magnitude and the highest quality compared to other publicly available caption datasets. During the following three SFT stages, we train SAIL-VL through three separate stages with different training objectives. Moreover, we elaborate guidelines to select SFT datasets with balanced distribution and the guidelines for the design of VLM SFT stages to further improve model performance. Trained through five stages, our SAIL-VL-2B achieves top-1 performance on OpenCompass leaderboard compared to VLMs of similar sizes, and obtains the highest average score in 19 commonly used benchmarks in our evaluation.

We summarize the key contribution of this research as below:

(1) We implement a data construction pipeline for scalable high-quality visual understanding data construction. Equipped with this pipeline, we construct *SAIL-Caption* dataset, which is of large magnitude and the highest quality compared with opensource caption datasets.

(2) We scale up SAIL-VL’s pretraining data size

to 131B tokens, and report logarithmic model performance scaling laws w.r.t. training data size and training budgets. To the best of our knowledge, this is the first time that data size scaling laws for VLM pretraining are proposed and discussed.

(3) We elaborate the guidelines for the design of VLM SFT strategies and the distribution of visual instruction tuning datasets, which enable SAIL-VL-2B to achieve top1 performance on OpenCompass leaderboard and obtain the highest average score in 19 commonly used VLM benchmarks compared with previous SOTA models of comparable sizes.

## 2 Model Training Pipeline

In this section, we introduce SAIL-VL’s training strategy shown in Fig 1. Starting from InternViT-300M (Chen et al., 2023b) and Qwen-2.5-1.5B (Team, 2024b), SAIL-VL is pretrained for visual understanding in the first two pretraining stages and then adapted to visual instruction tasks in instruction tuning stages.

### 2.1 Pretrain

During the pretraining stages, we gradually open model parameters for training to develop SAIL-VL’s fundamental visual understanding abilities from large-scale pretraining data.

**Pretrain-Alignment.** We start from a randomly initialized multi-layer perceptron (MLP) module which bridges the representation spaces of visual features and language models. We train the vision-to-language projector with approximately 16B tokens in this stage, equipping SAIL-VL with basic visual understanding abilities. Detail caption data and OCR data are used to train the model in this stage.

**Pretrain-Advance.** After the alignment pretrain stage, we unlock the visual encoder of SAIL-VL and train the model with approximately 131B tokens. We include more OCR data and a larger proportion of *SAIL-Caption* for model training. We do not use the entire *SAIL-Caption* dataset but a subset of it, selected to maintain an even distribution across different data sources, thereby ensuring diversity in data distribution.

### 2.2 Instruction Tuning Stage (SFT)

We train all parameters of SAIL-VL through three SFT stages in a curriculum learning fashion with progressively higher-quality training data.

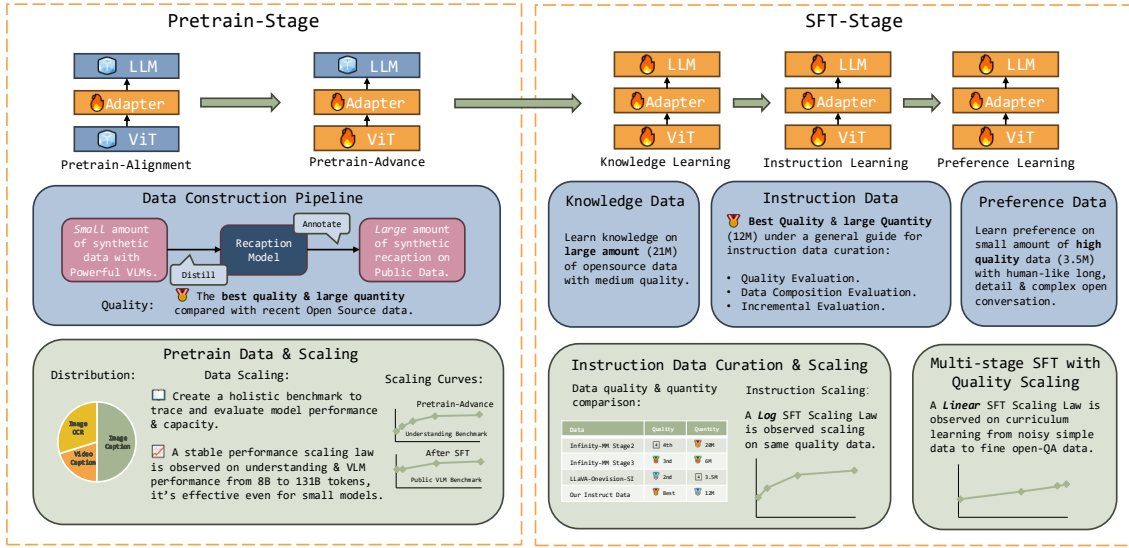


Figure 1: SAIL-VL’s overall model training pipeline.

**SFT-Knowledge.** In this stage, SAIL-VL learns basic instruction-following abilities and ingests world knowledge from the training data. We use the data from Infinity-MM Stage2 (Gu et al., 2024) for SFT-Knowledge stage training, which is of the largest quantity and medium quality among training datasets for the three SFT stages.

**SFT-Instruction.** We further optimize the SAIL-VL model to obtain enhanced visual instruction following capabilities with a balanced distribution across downstream domains. We use a 12M customized visual instruction tuning dataset, including more open-ended question-answering, complex OCR VQA, and other visual instruction following data with more diverse distribution, prioritizing data quality over sheer volume.

**SFT-Preference.** During the last stage, we train SAIL-VL on scarce yet high-quality data with open-ended answers aligned with human preference, including LLaVA (Li et al., 2024a) SFT data, Molmo Caption (Deitke et al., 2024), and Infinity-MM Stage4 (Gu et al., 2024). Preference learning data for this stage is more complex and harder to collect, and is therefore used in the last SFT stage for training effectiveness.

### 3 Towards Scalable VLM Training

We elaborate the design of our scalable model training pipeline: We first establish a scalable high-quality data construction pipeline, and then validate the data scaling laws observed in pretraining with

this data. Additionally, we introduce the scaling law for instruction tuning, a data curation pipeline for quantity scaling, and a multi-stage training pipeline for quality scaling.

#### 3.1 Scalable High-Quality Visual Understanding Data Construction

We illustrate our scalable high-quality detail caption data construction pipeline in Figure 1, which can be described as the following four steps.

**Data collection.** We collect source data from a wide range of publicly available datasets to ensure our visual understanding datasets possess sufficiently diverse distribution. Our source datasets include LAION-COCO (Schuhmann et al., 2022), TextCaps (Sidorov et al., 2020), SA1B (Kirillov et al., 2023), and several other large-scale datasets.

**Reference data curation.** We curate a small amount of reference data to train an efficient VLM to annotate high-quality visual understanding data efficiently at scale. We first select a subset of our collected source images with a balanced distribution across different source datasets, and then task powerful VLM APIs to annotate detail captions. It is worth noticing that we follow previous works (Yu et al., 2024; Hong et al., 2024) to provide alt-text for reference data generation if possible, providing supplementary world knowledge for enhanced reference data quality.

Dataset	Language	# Sample	Avg. Len.	Uni. 1-gram	Uni. 2-gram	Uni. 3-gram	Uni. Noun	Uni. Verb	Uni. Adj.
SAIL-Caption <sub>EN</sub>	EN	75,000,000	87.86	2.541	14.34	33.40	0.6980	0.0722	0.4719
SAIL-Caption <sub>CN</sub>	CN	25,000,000	156.95	0.3569	11.71	32.10	1.032	0.3238	0.0625
DataComp-LLaVA-Caption (2024b)	EN	940,891,257	48.37	1.661	8.400	18.23	0.4728	0.0333	0.2801
SAIL-Caption-DataComp <sub>Subset</sub>	EN	10,000	83.08	2.366	13.20	30.49	0.6354	0.0616	0.4627
SA1B-QwenVL-Caption (2024b)	CN	8,631,495	130.3	0.2819	7.450	22.08	0.5797	0.1828	0.0378
SAIL-Caption-SA1B <sub>Subset</sub>	CN	10,000	156.8	0.2936	7.742	22.74	0.5872	0.1688	0.0359

Table 1: Statistics of SAIL-Caption and other opensource caption datasets. We employ NLTK (Bird, 2006) and Jieba (Sun) to perform text segment and part-of-speech tagging for English and Chinese captions, respectively. ‘‘Avg. Len.’’ stands for ‘‘average length’’ and ‘‘Uni.’’ denotes ‘‘unique’’.

**Captioner model training.** Equipped with the high-quality reference data, we train a compact VLM for scalable caption data generation. We train SAIL-Captioner on the reference dataset, with alt-text optionally included in the prompt, enabling SAIL-Captioner to perform both captioning and recaptioning.

**Scalable high-quality data construction.** In the final stage, we use SAIL-Captioner to annotate large-scale visual understanding datasets for model pretraining. We implement a data construction pipeline, which supports multi-task, multi-node, and multi-processing asynchronous annotation, to enable flexible data annotation resource allocation. LMDeploy (Contributors, 2023) is incorporated in our annotation system to further speed up the generation process.

**SAIL-Caption.** With the help of this data construction pipeline, we are able to construct large-scale high-quality visual understanding data at scale. In this work, we construct SAIL-Caption, a detail caption dataset with 100M image samples from various sources. To validate the data quality of SAIL-Caption, we randomly sample 10,000 cases from SAIL-Caption and other opensource caption datasets for comparison, and the statistics and data quality evaluation results are shown in Table 1. Statistical results show that SAIL-Caption is not only of large quantity, but also of the highest richness of visual elements in caption texts, for example unique n-grams, nouns, verbs, and adjectives, surpassing other publicly available caption datasets by a large margin. Note that SAIL-Caption<sub>CN</sub> and SAIL-Caption-SA1B<sub>Subset</sub> share limited similarity in statistics. We attribute this inconsistency to duplicated visual elements across different images in a single dataset. This observation further validates the necessity of our diverse data curation considerations introduced above.

To quantitatively demonstrate the advantages of

the SAIL-Caption dataset over other open-source datasets, we curated a 500-case subset from each dataset for data quality evaluation. The detailed evaluation process is elaborated in Appendix B.1. Results show that SAIL-Caption-DataComp and SAIL-Caption-SA1B outperform previous baseline datasets by 20.35% and 11.91%, respectively, exhibiting considerable data quality improvements. We also show visualized showcases of SAIL-Caption in Appendix B.2.

## 3.2 Scalable VLM Pretraining With High-Quality Visual Understanding Data

In this part, we introduce the scaling laws observed in SAIL-VL large-scale pretraining. We scale up data size used in SAIL-VL pretrain-advance stage, with training budgets configured accordingly. For model checkpoints obtained at different pretraining steps, we conduct a lightweight annealing training to let model parameters converge to local optimal points, ensuring the stability of evaluation results.

### 3.2.1 Improving VLM Visual Understanding Performance via Data Size Scaling

SAIL-VL is trained through 16B tokens for initial vision-language alignment, and then ingests 131B tokens during the pretrain-advance stage, during which we investigate model performance dynamics. To evaluate the visual understanding performance of SAIL-VL, we establish an evaluation suite which covers fundamental visual understanding tasks such as detail caption generation (Dong et al., 2024) and OCR detection (Biten et al., 2022; Wang et al., 2020; Gupta et al., 2016; Kim et al., 2022). Details can be found in Appendix D.

We select checkpoints trained with exponentially larger data sizes from the pretrain-advance stage to inspect model performance dynamics. As shown in Figure 2, SAIL-VL’s overall performance, captioning performance, and OCR detection performance improve smoothly as the training proceeds. As pretraining data sizes and training budgets scale up exponentially, SAIL-VL’s visual understand-

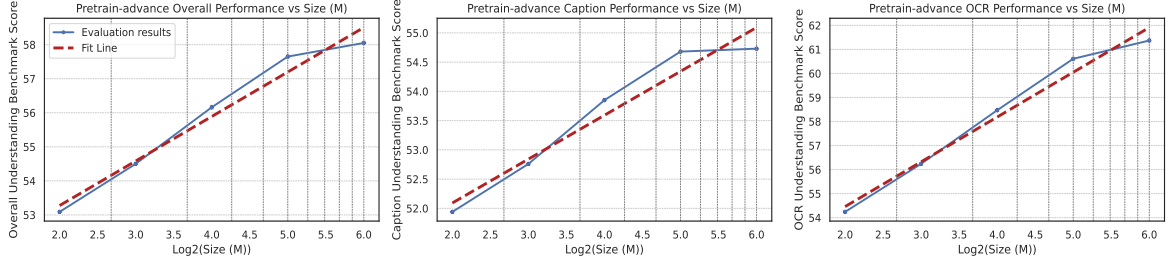


Figure 2: Scaling curves of SAIL-VL’s performance dynamics in pretrain-advance stage. We show model performance on all understanding benchmarks, caption tasks and OCR tasks, respectively.

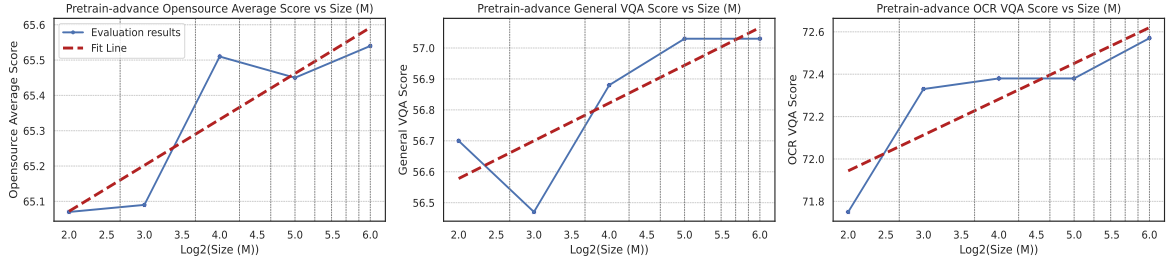


Figure 3: Scaling curves of SAIL-VL’s performance dynamics in pretrain-advance stage. We show average model performance on all VLM benchmarks used in our experiments, general VQA tasks, OCR VQA tasks, respectively. The two sub-domains cover visual instruction following tasks for natural scenes and complicated documents, respectively. The detailed benchmark split for different domains is shown in Table 2.

ing performance improves linearly. This observation unveils a promising prospect to scale up VLM pretraining data sizes for improved model performance.

### 3.2.2 Generalizing Visual Understanding Abilities to Instruction Following Tasks

To further investigate the effectiveness of SAIL-VL’s large-scale pretraining, we conduct visual instruction tuning with model checkpoints collected from the pretrain-advance stage. Specifically, we curate visual instruction tuning data from the SFT-instruction stage, and evaluate the resulting model checkpoints on 19 commonly used VLM benchmarks to validate the scaling results.

As shown in Figure 3, SAIL-VL’s overall performance improves steadily as the data size and computation budget increase, and the dynamics can be plotted as a near-linear curve on an exponential horizontal axis. Even at the data point derived from the model checkpoint trained with 131B tokens, the scaling curve of SAIL-VL’s performance does not converge. We also show the scaling results on two widely used benchmark series: General VQA and OCR VQA. As the training budget scales up exponentially, SAIL-VL’s consistently develops more robust abilities to recognize visual elements

and tackle instruction following tasks, leading to near-linear performance scaling curves.

### 3.3 Scaling up VLM Instruction Tuning

The instruction tuning (SFT) stage is crucial for VLMs’ downstream performance. While the visual instruction tuning data from the internet is abundant, high-quality data is still scarce. To solve this problem, we introduce several guidelines for visual instruction tuning data curation in Section 3.3.1, and demonstrate model performance scaling laws of the curriculum SFT strategy with progressively improved data quality in Section 3.3.2.

#### 3.3.1 Instruction Data Curation for Quantity Scaling

In this section, we elaborate on the guidelines for visual instruction tuning data curation and demonstrate their effectiveness by training with our customized SFT data.

**Efficient data quality evaluation.** Firstly, we propose an intuitive way for data quality evaluation. For any dataset, we train a model on a small subset of data with a fixed quantity (2M samples) for efficiency, and then conduct holistic evaluation on a series of benchmarks. The evaluation results reflect training data quality comprehensively. The

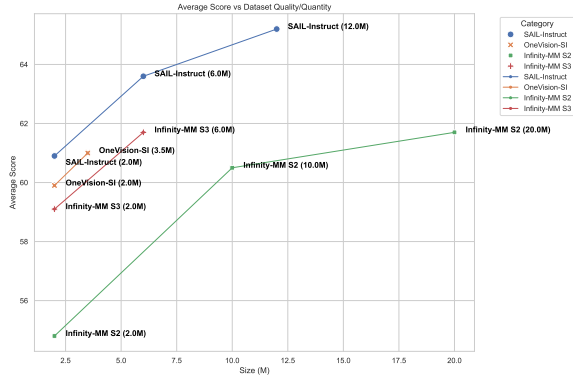


Figure 4: Scaling curves of model performance trained on our SAIL-Instruct dataset, LLaVA-OneVision (Li et al., 2024a) single image SFT data, and datasets from Infinity-MM (Gu et al., 2024).

SFT data distribution is decided with reference to the data quality evaluation results.

**Detecting low-quality components from SFT data mixing.** To detect which part of visual instruction data undermines model performance the most, we propose *Composition Evaluation*, which identifies data quality of SFT data components from model performance variations by halving each part of the data. We conduct composition evaluation on each SFT data category, and repeat this process until no further improvement is observed. Equipped with the proposed composition evaluation strategy, we improve SAIL-VL’s SFT-instruction training data distribution across existing SFT data sources to achieve improved model performance.

**Identifying incoming visual instruction tuning data quality.** For incoming visual instruction tuning data to be incorporated, we explore scaling up SFT data sizes without compromising overall data quality. We propose the *Incremental Evaluation* strategy, which identifies the quality of an incoming visual instruction tuning dataset from model performance variations with the incoming dataset included in the training data. This simple-yet-effective approach enables us to continuously expand data quantity while preserving its quality.

**Quantity Scaling.** Based on this methodology, we collect a large amount of high-quality visual instruction tuning data. As shown in Figure 4, model performance scales up stably as the data quantity grows from 2M to 12M, depicting a logarithmic scaling curve as training data quantity increases. Training with datasets of different quality results in

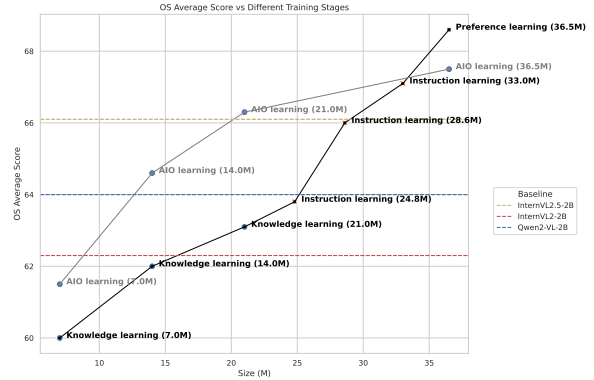


Figure 5: Model performance dynamics of the quality scaling and all-in-one (AIO) training strategy. “AIO learning” incorporates all three-stage SFT data into a single training loop.

varying model performance. Among these datasets, our SAIL-Instruct dataset achieves the best quality evaluation results, surpassing recently proposed alternatives either at the beginning of model training or at the end of the scaling curves.

### 3.3.2 Multi-stage Instruction Tuning with Quality Scaling

In this part, we introduce quality scaling, a curriculum learning strategy for VLM SFT, which starts with abundant low-quality data and switches to scarce high-quality data at the end of the training, to achieve even higher model performance than one-stage SFT.

**Curriculum SFT with progressively improving data quality.** We train SAIL-VL through three SFT stages in a curriculum learning paradigm. SAIL-VL ingests world knowledge and develops basic visual instruction following abilities during the first two stages, and learns to tackle complex tasks in the last training stage. As elaborated in Section 2.2, visual instruction tuning data used in the three SFT stages differs in the following ways: (1) Datasets with more scarce data quantity are used for later stages. (2) Data formats become increasingly complex across the stages. (3) Data quality progressively improves through the training process. The three-stage model training strategy ensures effective utilization of scarce-yet-high-quality datasets, and therefore enables SAIL-VL to develop robust and comprehensive visual instruction following abilities.

**Quality Scaling.** We show model performance dynamics derived from the three SFT stages in comparison with an all-in-one (AIO) training strategy

in Figure 5. The model trained with the curriculum SFT strategy exhibits a near-linear performance scaling curve across training stages with progressively improved data quality, yielding better final model performance over AIO training. Model performance dynamics during AIO training can be described as a logarithmic curve with suboptimal performance. We attribute this performance inferiority to the inefficient data allocation strategy compared to our curriculum SFT approach.

## 4 Experiments

### 4.1 Experiment Setup

**Training framework.** We use PyTorch (Paszke et al., 2019; Ansel et al., 2024) version 2.1.0 with CUDA (NVIDIA, 2024) 12.1 for model training. Deepspeed (Rasley et al., 2020) version 0.14.5 is used for SAIL-VL training. Flash-attention (Dao et al., 2022; Dao, 2023) implemented for 910B NPU (Huawei, 2023) is leveraged for fast attention computation.

We process training data sequences with a stream accumulator, which packs sequences in a micro batch into a long sequence for model training. This strategy speeds up SAIL-VL model training by approximately 40%.

**Training resources.** We conduct experiments with Huawei 910B x86 NPU. A total of 26,656 NPU hours are consumed to train SAIL-VL-2B, with pretraining stages and SFT stages consuming 15,564 and 10,992 NPU hours, respectively.

**Baselines.** We compare our SAIL-VL-2B model with previous SOTA VLM baselines of comparable sizes, including Qwen2-VL-2B (Wang et al., 2024), InternVL2-2B (Team, 2024a), InternVL2.5-2B (Chen et al., 2024c), Aquila-2B (Gu et al., 2024), and DeepSeekVL-2-2B (Wu et al., 2024).

**Evaluation.** We evaluate SAIL-VL and baseline VLMs on a series of widely used benchmarks. We categorize the opensource benchmarks used in our evaluation pipeline into four types: General VQA, OCR VQA, Math&Knowledge, and Hallucination, covering VQA tasks on natural images/videos, OCR-related documents, as well as those involving complicated reasoning and world knowledge to tackle. All results are evaluated in our customized version of VLMEvalKit (Duan et al., 2024), which may differ slightly from model performance reported in other papers or the official OpenCompass leaderboard.

### 4.2 Benchmark Results

**SAIL-VL outperforms previous SOTA VLMs with comparable sizes significantly.** We list the performance of SAIL-VL along with other opensource VLMs in Table 2. As the results show, SAIL-VL outperforms previous SOTA VLMs by a large margin w.r.t. average scores across all benchmarks or the OpenCompass benchmark collection, indicating robust visual understanding and instruction following abilities. SAIL-VL achieves the top-2 performance on 13 out of 19 benchmarks in our evaluation. Compared to previous SOTA VLMs of comparable sizes, SAIL-VL scores 1.8 (2.69%  $\uparrow$ ) higher opensource average performance than DeepSeekVL-2-Tiny, and 1.7 (2.85%  $\uparrow$ ) higher OpenCompass average score than InternVL-2.5, respectively.

**SAIL-VL scores the highest in visual comprehension across in almost every domain.** It is worth noticing that SAIL-VL achieves leading performance across benchmarks of various domains. SAIL-VL exceeds previous SOTA VLMs by 1.3 (1.75%) in OCR VQA, 4.2 (5.57%) in math&knowledge tasks, and 0.7 (1.06%) in Hallucination benchmarks, respectively. SAIL-VL’s performance decays slightly in general VQA tasks, especially in the MMVet benchmark. We attribute this performance drop to the open-ended answering paradigm, which may introduce instability in evaluation because of the varying answering lengths of different VLMs. These results indicate that SAIL-VL develops powerful visual comprehension and language instruction abilities within its limited model size, demonstrating promising prospects in downstream applications.

## 5 Analysis

### 5.1 Training Pipeline Ablation

We conduct ablation experiments to show the necessity and effectiveness of our five-stage training pipeline. We experiment with each training stage removed except the pretrain-alignment stage, because a randomly initialized projector may cause ViT parameter distribution collapse during the subsequent training stages. Experiment results are shown in Table 3, where a consistent performance drop is witnessed with any training stage removed, validating the necessity and effectiveness of our training pipeline design.

Benchmark	SAIL-VL	Qwen2-VL	InternVL2	InternVL2.5	Aquila	DeepSeekVL-2-Tiny
<i>Overall Performance</i>						
OpenSource Average	<b>68.6</b>	64.0	62.3	66.1	65.9	<u>66.8</u>
General VQA	60.2	58.2	55.3	<b>62.1</b>	59.2	59.9
OCR VQA	<b>75.7</b>	72.5	68.2	68.7	71.7	<u>74.4</u>
Math&Knowledge	<b>79.6</b>	59.0	70.6	73.0	<u>75.4</u>	71.3
Hallucination	<b>66.9</b>	62.9	61.7	<u>66.2</u>	62.9	63.6
OpenCompass Average	<b>61.3</b>	55.2	54.1	<u>59.6</u>	58.7	57.3
<i>General VQA</i>						
MMStar (2024b)	<b>56.6</b>	46.3	50.5	53.5	<u>54.7</u>	49.9
MMBench (2024b)	<b>74.4</b>	68.8	70.3	73.1	<u>74.4</u>	68.3
MMMU (2024b)	<u>42.0</u>	39.9	34.2	40.7	<b>44.1</b>	39.6
MME (2024b)	<u>2001</u>	1923	1860	<b>2091</b>	1808	1911
SEEDBench (2024b)	<b>74.7</b>	72.0	70.9	73.4	<u>73.9</u>	72.5
RealWorldQA (2024b)	62.7	60.9	56.7	60.9	<u>64.1</u>	<b>64.8</b>
MMVet (2023)	47.0	51.2	40.4	<b>61.7</b>	42.7	<u>52.8</u>
LLaVABench (2024b)	52.3	57.5	52.8	<u>59.0</u>	54.8	<b>62.8</b>
<i>OCR VQA</i>						
AI2D (2024b)	<b>77.3</b>	72.3	74.2	75.0	<u>75.0</u>	74.6
DocVQA (2024b)	88.3	<b>88.7</b>	86.0	87.4	85.0	<u>88.6</u>
InfoVQA (2024b)	<b>66.5</b>	63.4	57.5	61.6	60.5	<u>63.8</u>
ChartQA (2024b)	<u>79.6</u>	70.6	71.7	73.3	76.6	<b>81.2</b>
TextVQA (2024b)	<u>77.3</u>	<u>78.8</u>	73.4	76.4	76.4	<b>80.5</b>
OCRVQA (2024b)	<b>57.2</b>	<u>54.3</u>	36.2	28.3	51.3	51.4
OCRBench (2024b)	<b>835</b>	794	786	789	772	<u>808</u>
<i>Math&amp;Knowledge</i>						
MathVista (2024b)	<b>63.4</b>	45.0	46.8	51.1	<u>59.4</u>	54.5
ScienceQA (2024b)	<b>95.8</b>	73.0	94.4	<u>94.9</u>	91.4	88.1
<i>Hallucination</i>						
HallusionBench (2024b)	<b>46.0</b>	38.3	38.2	<u>42.5</u>	42.1	38.4
POPE (2024b)	87.8	87.6	85.3	<b>89.9</b>	83.6	<u>88.8</u>

Table 2: Evaluation results of SAIL-VL and other opensource VLM with comparable sizes. “Opencompass Average” indicates average model performance on OpenCompass benchmarks, while “OpenSource average” includes all opensource benchmarks listed in the table. Bold numbers indicate the best performance on the benchmark, while underlined ones are those ranked as the second.

PT-adv	SFT-knw	SFT-inst	SFT-prf	OS Avg
✓	✓	✓	✓	68.6
✗	✓	✓	✓	67.7
✓	✗	✓	✓	67.7
✓	✓	✗	✓	66.2
✓	✓	✓	✗	67.1

Table 3: SAIL-VL’s performance with each training stage removed. ✓ and ✗ indicate that this stage is retained and removed, respectively. “OS Avg” stands for average model performance on the 19 opensource benchmarks.

## 5.2 Pretrain Data Quality Determines Pretrained Model Performance

We explore pretraining SAIL-VL with caption data of varying data quality. Specifically, we conduct

Caption Data	Understanding Avg.	Caption Avg.	OCR Avg.
SAIL-Caption	52.37	51.19	53.54
SA1B-QwenVL-Caption	50.97	48.20	53.74
DataComp-LLaVA-Caption	48.90	44.92	52.88

Table 4: Visual understanding performance of model checkpoints pretrained with different data sources. We report models’ average visual understanding performance on caption and OCR benchmarks, respectively.

lightweight experiments in the pretrain-advance stage, starting from the model checkpoint after the same alignment pretraining. A total of 16B tokens are consumed for these ablation studies, consisting of a fixed amount of OCR and caption data from different data sources. We evaluate model performance with our understanding benchmarks.



As shown in Table 4, the model trained with SAIL-Caption achieves significantly higher performance than those trained on other opensource caption datasets. The model performance evaluation results coincide smoothly with our data quality assessment findings: the higher the pretrain caption data quality, the better the pretrained model performs. Details about our data quality evaluation results are shown in Appendix 6.

### 5.3 Generalizing Visual Understanding Abilities to Instruction Following Tasks

In this part, we investigate the correlation between VLM’s visual understanding and instruction following abilities. We train SAIL-VL pretrained checkpoints from the pretrain-advance stage with exponentially larger training data sizes, and train them through either LLaVA-Next (Liu et al., 2024a) SFT data or our SFT-instruction data. We plot the correlation of pretrained models’ visual understanding performance and SFT models’ opensource benchmark performance in Figure 6. A notable correlation is observed across different training strategies. As the VLM gains stronger visual understanding abilities during pretraining, its visual instruction following performance after SFT is improved accordingly, even if trained with different visual instruction tuning datasets. We quantify this correlation with Pearson correlation ( $\rho$ ) and coefficient of determination ( $R^2$ ). It turns out that SAIL-VL’s pretrained visual understanding performance and SFT visual instruction following performance share a significant correlation with  $\rho = 0.91$  and  $R^2 = 0.83$ , validating the generalization of model abilities across training stages.

### 5.4 Data Composition and Quality Evaluation for Visual Instruction Tuning

To demonstrate the differences between SFT stages, we show the data distribution of each stage along with the performance of models trained with each part of SFT data. As illustrated in Table 5, the composition of knowledge learning and instruction learning data is similar, but the resulting model performance improves significantly. The composition of preference learning data differs from data used in other stages, containing much more open question-answering samples. Although training with preference learning data does not yield the highest performance scores, model performance in general VQA tasks. With a small amount of high-quality OCR samples, the OCR evaluation score

for preference learning is also high.

## 6 Related Works

### 6.1 Visual Understanding Data

Visual understanding data consists of vision modality contents and corresponding language depictions, and is regarded as the keystone to various vision and language model applications. Whether it is representation learning models like CLIP and its derivatives (Radford et al., 2021; Jia et al., 2021; Shen et al., 2022; Cherti et al., 2023; Fang et al., 2023), generative models (Wang et al., 2022; Li et al., 2021; Bao et al., 2022; Yu et al., 2022; Li et al., 2023), or recent vision language models (Li et al., 2023; Liu et al., 2024b; Team, 2024a; Bai et al., 2023), all of these methods are built upon large scale high-quality visual understanding data. LAION (Schuhmann et al., 2021, 2022), TaiSu (Liu et al., 2022), Coyo (Byeon et al., 2022), and etc. provide relatively low-quality alt-texts paired with source images. Subsequent works such as Caps-Fusion (Yu et al., 2024), SAIB-Recaption (Data, 2024b), DataComp-Recaption (Li et al., 2024b), and etc. explore enhancing the caption data quality with recaption techniques, and the resulting datasets are widely used in recent VLM researches.

### 6.2 Vision Language Model Pretrain

VLM pretraining benefits from higher-quality and larger-scale visual understanding data effectively. Previous works, such as BLIP2 (Li et al., 2023) and LLaVA (Liu et al., 2024b), pretrain the model with relatively low-quality caption datasets (Li et al., 2023). With the advance in data engineering works, MiniCPM-V (Yao et al., 2024), InternVL (Chen et al., 2024d; Team, 2024a; Chen et al., 2024c), and QwenVL (Bai et al., 2023; Wang et al., 2024) series explore expanding high-quality visual understanding data sizes to improve model performance. In this work, we further reveal model performance dynamics w.r.t. data quality and training data size, which are largely unexplored in previous works.

### 6.3 Visual Instruction Tuning

LLaVA (Liu et al., 2024b) first defines visual instruction tuning and provides a baseline for VLM SFT data curation. Subsequent LLaVA series models (Liu et al., 2023, 2024a; Li et al., 2024a) refine the visual instruction tuning datasets and achieve significantly better model performance. BLIP3 (Xue et al., 2024) incorporates image-

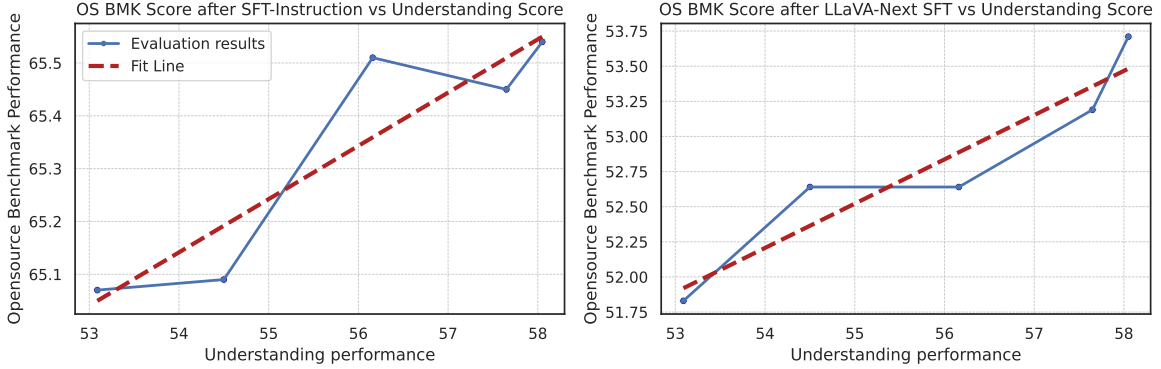


Figure 6: The correlation between SAIL-VL pretrained checkpoints’ understanding performance and their performance on opensource benchmarks after SFT. “OS BMK Score” stands for average score on opensource benchmarks.

Stages	Size	Data Composition				Quality Evaluation				
		GeneralOCR	Math.	Text	Overall	GeneralOCR	Math.	Hall.		
Knowledge Learning	21M	36%	43%	7%	14%	0.548	0.511	0.582	0.556	0.568
Instruction Learning	12M	44%	31%	9%	16%	0.609	0.542	0.657	0.681	0.631
Preference Learning	3.5M	76%	11%	10%	3%	0.606	0.560	0.658	0.595	0.613

Table 5: Composition and quality evaluation of dataset from each stage. Note that *Math.* for data composition includes data with math and reasoning, *Math.* for evaluation denotes Math&Knowledge, *Hall.* denotes Hallucination.

text interleaved data into visual instruction tuning, while CogVLM (Hong et al., 2024), InternVL (Chen et al., 2024d; Team, 2024a; Chen et al., 2024c) and QwenVL series (Wang et al., 2024) models explore using video question answering data for VLM SFT. In this paper, we elaborate the guidelines for the design of visual instruction datasets, providing valuable references for VLM training.

## 7 Conclusions

In this work, we introduce SAIL-VL-2B, a compact opensource vision language model with SOTA visual comprehension performance. We propose a scalable caption data construction pipeline, and curate SAIL-Caption, a caption dataset with large quantity and the highest quality among opensource alternatives. Pretraining on SAIL-Caption, we demonstrate that even compact VLMs can benefit from scaled up training data size. We further present data size scaling laws that SAIL-VL’s visual comprehension performance improves logarithmically as training data size increases. For visual instruction tuning, we elaborate several key guidelines for SFT data curation, guided by which we curate SFT datasets with balanced distribution. Expected data size scaling laws are observed dur-

ing SFT on the curated datasets, and the phased SFT strategy further improves the logarithmic scaling curves to be near-linear. We evaluate SAIL-VL-2B on 18 opensource VLM benchmarks, and SAIL-VL outperforms existing VLMs of comparable sizes consistently either in overall performance or domain-specific abilities, depicting promising prospects in real-world applications.

## 8 Limitations

Despite the leading performance of SAIL-VL among VLMs of comparable sizes, we acknowledge the potential insights that could be gained from experimenting with larger models. We intend to explore this avenue in future work to enhance the robustness of the presented data size scaling laws and other findings. Additionally, our exploration of data size scaling laws has been confined to a specific data magnitude. Although model performance is observed to be saturating at this data quantity, it remains uncertain whether there is room for further improvement under optimized training settings.

## Acknowledgments

Our model is built upon many outstanding open-source projects, and we are grateful for their contributions. We extend special thanks to the InternVL

team, Qwen team for their great base models, and to the BAAI team (Infinity-MM), Molmo team for their generous release of data.

## References

- Jason Ansel, Edward Yang, Horace He, Natalia Gimelshein, Animesh Jain, Michael Voznesensky, Bin Bao, Peter Bell, David Berard, Evgeni Burovski, et al. 2024. Pytorch 2: Faster machine learning through dynamic python bytecode transformation and graph compilation. In *Proceedings of the 29th ACM International Conference on Architectural Support for Programming Languages and Operating Systems, Volume 2*, pages 929–947.
- Jinze Bai, Shuai Bai, Shusheng Yang, Shijie Wang, Sinan Tan, Peng Wang, Junyang Lin, Chang Zhou, and Jingren Zhou. 2023. Qwen-vl: A frontier large vision-language model with versatile abilities. *arXiv preprint arXiv:2308.12966*.
- Hangbo Bao, Wenhui Wang, Li Dong, Qiang Liu, Owais Khan Mohammed, Kriti Aggarwal, Subhojit Som, Songhao Piao, and Furu Wei. 2022. Vlm0: Unified vision-language pre-training with mixture-of-modality-experts. *Advances in Neural Information Processing Systems*, 35:32897–32912.
- Steven Bird. 2006. Nltk: the natural language toolkit. In *Proceedings of the COLING/ACL 2006 Interactive Presentation Sessions*, pages 69–72.
- Ali Furkan Biten, Ruben Tito, Lluís Gomez, Ernest Valveny, and Dimosthenis Karatzas. 2022. Ocr-idl: Ocr annotations for industry document library dataset. In *European Conference on Computer Vision*, pages 241–252. Springer.
- Ali Furkan Biten, Ruben Tito, Andres Mafla, Lluís Gomez, Marçal Rusinol, Ernest Valveny, CV Jawahar, and Dimosthenis Karatzas. 2019. Scene text visual question answering. In *Proceedings of the IEEE/CVF international conference on computer vision*, pages 4291–4301.
- Minwoo Byeon, Beomhee Park, Haecheon Kim, Sungjun Lee, Woonhyuk Baek, and Saehoon Kim. 2022. Coyo-700m: Image-text pair dataset. <https://github.com/kakaobrain/coyo-dataset>.
- Soravit Changpinyo, Piyush Sharma, Nan Ding, and Radu Soricut. 2021. Conceptual 12m: Pushing web-scale image-text pre-training to recognize long-tail visual concepts. In *Proceedings of the IEEE/CVF conference on computer vision and pattern recognition*, pages 3558–3568.
- Guiming Hardy Chen, Shunian Chen, Ruifei Zhang, Junying Chen, Xiangbo Wu, Zhiyi Zhang, Zhihong Chen, Jianquan Li, Xiang Wan, and Benyou Wang. 2024a. Allava: Harnessing gpt4v-synthesized data for a lite vision-language model. *arXiv preprint arXiv:2402.11684*.
- Lin Chen, Jinsong Li, Xiaoyi Dong, Pan Zhang, Yuhang Zang, Zehui Chen, Haodong Duan, Jiaqi Wang, Yu Qiao, Dahua Lin, et al. 2024b. Are we on the right way for evaluating large vision-language models? *arXiv preprint arXiv:2403.20330*.
- Xi Chen, Xiao Wang, Lucas Beyer, Alexander Kolesnikov, Jialin Wu, Paul Voigtlaender, Basil Mustafa, Sebastian Goodman, Ibrahim Alabdulmohsin, Piotr Padlewski, et al. 2023a. Pali-3 vision language models: Smaller, faster, stronger. *arXiv preprint arXiv:2310.09199*.
- Xinlei Chen, Hao Fang, Tsung-Yi Lin, Ramakrishna Vedantam, Saurabh Gupta, Piotr Dollár, and C Lawrence Zitnick. 2015. Microsoft coco captions: Data collection and evaluation server. *arXiv preprint arXiv:1504.00325*.
- Zhe Chen, Weiyun Wang, Yue Cao, Yangzhou Liu, Zhangwei Gao, Erfei Cui, Jinguo Zhu, Shenglong Ye, Hao Tian, Zhaoyang Liu, et al. 2024c. Expanding performance boundaries of open-source multimodal models with model, data, and test-time scaling. *arXiv preprint arXiv:2412.05271*.
- Zhe Chen, Weiyun Wang, Hao Tian, Shenglong Ye, Zhangwei Gao, Erfei Cui, Wenwen Tong, Kongzhi Hu, Jiapeng Luo, Zheng Ma, et al. 2024d. How far are we to gpt-4v? closing the gap to commercial multimodal models with open-source suites. *arXiv preprint arXiv:2404.16821*.
- Zhe Chen, Jiannan Wu, Wenhui Wang, Weijie Su, Guo Chen, Sen Xing, Muyan Zhong, Qinglong Zhang, Xizhou Zhu, Lewei Lu, Bin Li, Ping Luo, Tong Lu, Yu Qiao, and Jifeng Dai. 2023b. Internvl: Scaling up vision foundation models and aligning for generic visual-linguistic tasks. *arXiv preprint arXiv:2312.14238*.
- Mehdi Cherti, Romain Beaumont, Ross Wightman, Mitchell Wortsman, Gabriel Ilharco, Cade Gordon, Christoph Schuhmann, Ludwig Schmidt, and Jenia Jitsev. 2023. Reproducible scaling laws for contrastive language-image learning. In *Proceedings of the IEEE/CVF Conference on Computer Vision and Pattern Recognition*, pages 2818–2829.
- LMDeploy Contributors. 2023. Lmdeploy: A toolkit for compressing, deploying, and serving llm. <https://github.com/InternLM/lmdeploy>.
- Tri Dao. 2023. Flashattention-2: Faster attention with better parallelism and work partitioning (2023). *arXiv preprint arXiv:2307.08691*.
- Tri Dao, Dan Fu, Stefano Ermon, Atri Rudra, and Christopher Ré. 2022. Flashattention: Fast and memory-efficient exact attention with io-awareness. *Advances in Neural Information Processing Systems*, 35:16344–16359.
- Tongyi Data. 2024a. Qwen-vl-chat-finetuned-dense-captioner. <https://modelscope.cn/models/Tongyi-DataEngine/Qwen-VL-Chat-Finetuned-Dense-Captioner>.

- Tongyi Data. 2024b. Sa1b-dense-caption dataset. <https://www.modelscope.cn/datasets/Tongyi-DataEngine/SA1B-Dense-Caption>.
- Matt Deitke, Christopher Clark, Sangho Lee, Rohun Tripathi, Yue Yang, Jae Sung Park, Mohammadreza Salehi, Niklas Muennighoff, Kyle Lo, Luca Soldaini, et al. 2024. Molmo and pixmo: Open weights and open data for state-of-the-art multimodal models. *arXiv preprint arXiv:2409.17146*.
- Hongyuan Dong, Jiawen Li, Bohong Wu, Jiacong Wang, Yuan Zhang, and Haoyuan Guo. 2024. Benchmarking and improving detail image caption. *arXiv preprint arXiv:2405.19092*.
- Haodong Duan, Junming Yang, Yuxuan Qiao, Xinyu Fang, Lin Chen, Yuan Liu, Xiaoyi Dong, Yuhang Zang, Pan Zhang, Jiaqi Wang, et al. 2024. Vlmevalkit: An open-source toolkit for evaluating large multi-modality models. In *Proceedings of the 32nd ACM international conference on multimedia*, pages 11198–11201.
- Alex Fang, Albin Madappally Jose, Amit Jain, Ludwig Schmidt, Alexander Toshev, and Vaishaal Shankar. 2023. Data filtering networks. *arXiv preprint arXiv:2309.17425*.
- Samir Yitzhak Gadre, Gabriel Ilharco, Alex Fang, Jonathan Hayase, Georgios Smyrnis, Thao Nguyen, Ryan Marten, Mitchell Wortsman, Dhruva Ghosh, Jieyu Zhang, et al. 2024. Datacomp: In search of the next generation of multimodal datasets. *Advances in Neural Information Processing Systems*, 36.
- Zhangwei Gao, Zhe Chen, Erfei Cui, Yiming Ren, Weiyun Wang, Jinguo Zhu, Hao Tian, Shenglong Ye, Junjun He, Xizhou Zhu, et al. 2024. Mini-internvl: a flexible-transfer pocket multi-modal model with 5% parameters and 90% performance. *Visual Intelligence*, 2(1):1–17.
- Shuhao Gu, Jialing Zhang, Siyuan Zhou, Kevin Yu, Zhaohu Xing, Liangdong Wang, Zhou Cao, Jintao Jia, Zhuoyi Zhang, Yixuan Wang, et al. 2024. Infinity-mm: Scaling multimodal performance with large-scale and high-quality instruction data. *arXiv preprint arXiv:2410.18558*.
- Ankush Gupta, Andrea Vedaldi, and Andrew Zisserman. 2016. Synthetic data for text localisation in natural images. In *IEEE Conference on Computer Vision and Pattern Recognition*.
- Wenyi Hong, Weihang Wang, Ming Ding, Wenmeng Yu, Qingsong Lv, Yan Wang, Yean Cheng, Shiyu Huang, Junhui Ji, Zhao Xue, et al. 2024. Cogvlm2: Visual language models for image and video understanding. *arXiv preprint arXiv:2408.16500*.
- Huawei. 2023. Ascend 910b npu. <https://carrier.huawei.com/~media/CNMG/Downloads/Product/Fixed%20Network/carrierip-router/ATN%20910B-%E4%B8%AD%E6%96%87%E7%89%88-%E9%AB%98%E7%B2%BE%E5%BA%A6%E5%8D%B0%E5%88%B7%E6%96%87%E4%BB%B6.pdf>.
- Chao Jia, Yinfei Yang, Ye Xia, Yi-Ting Chen, Zarana Parekh, Hieu Pham, Quoc Le, Yun-Hsuan Sung, Zhen Li, and Tom Duerig. 2021. Scaling up visual and vision-language representation learning with noisy text supervision. In *International conference on machine learning*, pages 4904–4916. PMLR.
- Geewook Kim, Teakgyu Hong, Moonbin Yim, Jeongyeon Nam, Jinyoung Park, Jinyeong Yim, Wonseok Hwang, Sangdoon Yun, Dongyoon Han, and Seunghyun Park. 2022. Ocr-free document understanding transformer. In *European Conference on Computer Vision (ECCV)*.
- Alexander Kirillov, Eric Mintun, Nikhila Ravi, Hanzi Mao, Chloe Rolland, Laura Gustafson, Tete Xiao, Spencer Whitehead, Alexander C Berg, Wan-Yen Lo, et al. 2023. Segment anything. In *Proceedings of the IEEE/CVF International Conference on Computer Vision*, pages 4015–4026.
- Bo Li, Yuanhan Zhang, Dong Guo, Renrui Zhang, Feng Li, Hao Zhang, Kaichen Zhang, Peiyuan Zhang, Yanwei Li, Ziwei Liu, et al. 2024a. Llava-onevision: Easy visual task transfer. *arXiv preprint arXiv:2408.03326*.
- Junnan Li, Dongxu Li, Silvio Savarese, and Steven Hoi. 2023. Blip-2: Bootstrapping language-image pre-training with frozen image encoders and large language models. In *International conference on machine learning*, pages 19730–19742. PMLR.
- Junnan Li, Ramprasaath Selvaraju, Akhilesh Gotmare, Shafiq Joty, Caiming Xiong, and Steven Chu Hong Hoi. 2021. Align before fuse: Vision and language representation learning with momentum distillation. *Advances in neural information processing systems*, 34:9694–9705.
- Xianhang Li, Haoqin Tu, Mude Hui, Zeyu Wang, Bingchen Zhao, Junfei Xiao, Sucheng Ren, Jieru Mei, Qing Liu, Huangjie Zheng, et al. 2024b. What if we recaption billions of web images with llama-3? *arXiv preprint arXiv:2406.08478*.
- Yanwei Li, Yuechen Zhang, Chengyao Wang, Zhisheng Zhong, Yixin Chen, Ruihang Chu, Shaoteng Liu, and Jiaya Jia. 2024c. Mini-gemini: Mining the potential of multi-modality vision language models. *arXiv preprint arXiv:2403.18814*.
- Haotian Liu, Chunyuan Li, Yuheng Li, and Yong Jae Lee. 2023. Improved baselines with visual instruction tuning. In *NeurIPS 2023 Workshop on Instruction Tuning and Instruction Following*.
- Haotian Liu, Chunyuan Li, Yuheng Li, Bo Li, Yuanhan Zhang, Sheng Shen, and Yong Jae Lee. 2024a. Llava-next: Improved reasoning, ocr, and world knowledge.
- Haotian Liu, Chunyuan Li, Qingyang Wu, and Yong Jae Lee. 2024b. Visual instruction tuning. *Advances in neural information processing systems*, 36.

- Yulong Liu, Guibo Zhu, Bin Zhu, Qi Song, Guojing Ge, Haoran Chen, GuanHui Qiao, Ru Peng, Lingxiang Wu, and Jinqiao Wang. 2022. Taisu: A 166m large-scale high-quality dataset for chinese vision-language pre-training. *Advances in Neural Information Processing Systems*, 35:16705–16717.
- Andres Marafioti, Merve Noyan, Miquel Farré, Elie Bakouch, and Pedro Cuenca. 2024. SmolVLM - small yet mighty vision language model. <https://huggingface.co/blog/smolvlm>.
- NVIDIA. 2024. Nvidia cuda toolkit. <https://developer.nvidia.com/cuda-toolkit>.
- OpenAI. 2024. Gpt-4o(mini) system card.
- Vicente Ordonez, Girish Kulkarni, and Tamara Berg. 2011. Im2text: Describing images using 1 million captioned photographs. *Advances in neural information processing systems*, 24.
- Adam Paszke, Sam Gross, Francisco Massa, Adam Lerer, James Bradbury, Gregory Chanan, Trevor Killeen, Zeming Lin, Natalia Gimelshein, Luca Antiga, et al. 2019. Pytorch: An imperative style, high-performance deep learning library. *Advances in neural information processing systems*, 32.
- Alec Radford, Jong Wook Kim, Chris Hallacy, Aditya Ramesh, Gabriel Goh, Sandhini Agarwal, Girish Sastry, Amanda Askell, Pamela Mishkin, Jack Clark, et al. 2021. Learning transferable visual models from natural language supervision. In *International conference on machine learning*, pages 8748–8763. PMLR.
- Jeff Rasley, Samyam Rajbhandari, Olatunji Ruwase, and Yuxiong He. 2020. Deepspeed: System optimizations enable training deep learning models with over 100 billion parameters. In *Proceedings of the 26th ACM SIGKDD International Conference on Knowledge Discovery & Data Mining*, pages 3505–3506.
- Christoph Schuhmann, Romain Beaumont, Richard Vencu, Cade Gordon, Ross Wightman, Mehdi Cherti, Theo Coombes, Aarush Katta, Clayton Mullis, Mitchell Wortsman, et al. 2022. Laion-5b: An open large-scale dataset for training next generation image-text models. *Advances in Neural Information Processing Systems*, 35:25278–25294.
- Christoph Schuhmann, Richard Vencu, Romain Beaumont, Robert Kaczmarczyk, Clayton Mullis, Aarush Katta, Theo Coombes, Jenia Jitsev, and Aran Komatsuzaki. 2021. Laion-400m: Open dataset of clip-filtered 400 million image-text pairs. *arXiv preprint arXiv:2111.02114*.
- Sheng Shen, Chunyuan Li, Xiaowei Hu, Yujia Xie, Jianwei Yang, Pengchuan Zhang, Zhe Gan, Lijuan Wang, Lu Yuan, Ce Liu, et al. 2022. K-lite: Learning transferable visual models with external knowledge. *Advances in Neural Information Processing Systems*, 35:15558–15573.
- Oleksii Sidorov, Ronghang Hu, Marcus Rohrbach, and Amanpreet Singh. 2020. Textcaps: a dataset for image captioning with reading comprehension. In *Computer Vision—ECCV 2020: 16th European Conference, Glasgow, UK, August 23–28, 2020, Proceedings, Part II 16*, pages 742–758. Springer.
- J Jieba Sun. Chinese text segmentation: Built to be the best python chinese word segmentation module. <https://github.com/fxsjy/jieba>.
- OpenGVLab Team. 2024a. InternVL2: Better than the best—expanding performance boundaries of open-source multimodal models with the progressive scaling strategy. <https://internvl.github.io/blog/2024-07-02-InternVL-2.0/>.
- Qwen Team. 2024b. Qwen2.5: A party of foundation models.
- Peng Wang, Shuai Bai, Sinan Tan, Shijie Wang, Zhihao Fan, Jinze Bai, Keqin Chen, Xuejing Liu, Jialin Wang, Wenbin Ge, et al. 2024. Qwen2-vl: Enhancing vision-language model’s perception of the world at any resolution. *arXiv preprint arXiv:2409.12191*.
- Wenhui Wang, Hangbo Bao, Li Dong, Johan Bjorck, Zhiliang Peng, Qiang Liu, Kriti Aggarwal, Owais Khan Mohammed, Saksham Singhal, Subhojit Som, et al. 2022. Image as a foreign language: Beit pretraining for all vision and vision-language tasks. *arXiv preprint arXiv:2208.10442*.
- Zilong Wang, Mingjie Zhan, Xuebo Liu, and Ding Liang. 2020. Docstruct: A multimodal method to extract hierarchy structure in document for general form understanding. *arXiv preprint arXiv:2010.11685*.
- Zhiyu Wu, Xiaokang Chen, Zizheng Pan, Xingchao Liu, Wen Liu, Damai Dai, Huazuo Gao, Yiyang Ma, Chengyue Wu, Bingxuan Wang, Zhenda Xie, Yu Wu, Kai Hu, Jiawei Wang, Yaofeng Sun, Yukun Li, Yishi Piao, Kang Guan, Aixin Liu, Xin Xie, Yuxiang You, Kai Dong, Xingkai Yu, Haowei Zhang, Liang Zhao, Yisong Wang, and Chong Ruan. 2024. Deepseek-vl2: Mixture-of-experts vision-language models for advanced multimodal understanding. *Preprint*, arXiv:2412.10302.
- Le Xue, Manli Shu, Anas Awadalla, Jun Wang, An Yan, Senthil Purushwalkam, Honglu Zhou, Viraj Prabhu, Yutong Dai, Michael S Ryoo, et al. 2024. xgen-mm (blip-3): A family of open large multimodal models. *arXiv preprint arXiv:2408.08872*.
- Yuan Yao, Tianyu Yu, Ao Zhang, Chongyi Wang, Junbo Cui, Hongji Zhu, Tianchi Cai, Haoyu Li, Weilin Zhao, Zhihui He, et al. 2024. Minicpm-v: A gpt-4v level mllm on your phone. *arXiv preprint arXiv:2408.01800*.
- Peter Young, Alice Lai, Micah Hodosh, and Julia Hockenmaier. 2014. From image descriptions to visual denotations: New similarity metrics for semantic inference over event descriptions. *Transactions of the Association for Computational Linguistics*, 2:67–78.

Jiahui Yu, Zirui Wang, Vijay Vasudevan, Legg Yeung, Mojtaba Seyedhosseini, and Yonghui Wu. 2022. Coca: Contrastive captioners are image-text foundation models. *arXiv preprint arXiv:2205.01917*.

Qiyang Yu, Quan Sun, Xiaosong Zhang, Yufeng Cui, Fan Zhang, Yue Cao, Xinlong Wang, and Jingjing Liu. 2024. Capsfusion: Rethinking image-text data at scale. In *Proceedings of the IEEE/CVF Conference on Computer Vision and Pattern Recognition*, pages 14022–14032.

Weihao Yu, Zhengyuan Yang, Linjie Li, Jianfeng Wang, Kevin Lin, Zicheng Liu, Xinchao Wang, and Lijuan Wang. 2023. Mm-vet: Evaluating large multimodal models for integrated capabilities. *arXiv preprint arXiv:2308.02490*.

## A Authorship and Credit Attribution

### Data Construction

Hongyuan Dong: *scalable data annotation pipeline, caption data construction, and data distribution evaluation*

Weijie Yin: *data collection and caption data construction*

### Pretraining

Weijie Yin: *Pretrain-alignment stage, data distribution ablation*

Hongyuan Dong: *Pretrain-advance stage, data distribution ablation, VLM visual understanding ability evaluation, data size scaling laws*

### SFT

Zijiang Kang: *SFT-instruction and SFT-preference, SFT data curation guidelines, phased SFT strategy and SFT data size scaling laws*

Weijie Yin: *SFT-knowledge and SFT-preference, phased SFT strategy and SFT data size scaling laws*

### Evaluation

Weijie Yin: *data collection, evaluation pipeline*

### Project Lead

Xiao Liang, Chao Feng and Jiao Ran: *resource allocation, project management.*

## B SAIL-Caption Showcase

### B.1 Caption Data Quality Assessment

To evaluate the caption data quality of SAIL-Caption and opensource alternatives, we curate an evaluation subset for each recaption dataset as the test set for evaluation. Specifically, we randomly select 500 samples from DataComp and SA1B, respectively, and ask GPT4O (OpenAI, 2024) to generate ground truth captions for subsequent evaluation. SAIL-Captioner is tasked to annotate detailed captions for these samples, and the annotations are evaluated by GPT4O according to the precision and recall of visual elements. We set SA1B QwenVL Caption (Data, 2024b) and DataComp LLaVA Caption (Li et al., 2024b) as baseline datasets, and their data quality is evaluated within the same suite. SA1B QwenVL Caption (Data, 2024b) employs a finetuned QwenVL model to annotate Chinese dense caption on the SA1B dataset. DataComp LLaVA Caption (Li et al., 2024b), on the other hand, trains a customized version of LLaVA model to perform annotation. As shown

Dataset	Language	# Sample	Captioner	Quality Score
DataComp-LLaVA-Caption <sub>eval</sub> (2024b)	EN	500	LLaVA-Captioner	5.114
SAIL-Caption-DataComp <sub>eval</sub>	EN	500	SAIL-Captioner	<b>6.150</b>
SA1B-QwenVL-Caption <sub>eval</sub> (2024b)	CN	500	QwenVL-Captioner (2024a)	6.382
SAIL-Caption-SA1B <sub>eval</sub>	CN	500	SAIL-Captioner	<b>7.136</b>

Table 6: Data quality evaluation results of SAIL-Caption and other opensource caption datasets. We curate a 500-sample subset for each dataset for evaluation.

in Table 6, SAIL-Caption-DataComp and SAIL-Caption-SA1B achieve significantly higher scores than previous baseline datasets, demonstrating its advantage in data quality.

### B.2 SAIL-Caption Showcases

We curate several image samples from SA1B (Kirillov et al., 2023) and DataComp (Gadre et al., 2024) as demonstrations to compare the quality of SAIL-Caption with existing opensource caption datasets. We compare SAIL-Caption with SA1B-QwenVL-Caption and DataComp-LLaVA-Caption, and showcases are shown in Figure 7. As the demonstrations show, SAIL-Caption encompasses more detailed visual elements than other alternative datasets in both English and Chinese, which coincides with quantified caption quality evaluation results shown in Section 3.1, underscoring its superior data quality.

## C SAIL-VL Showcases

We task SAIL-VL to tackle vision-based language interactions in Figure 8. The images and input questions are selected from LLaVABench (Li et al., 2024a). SAIL-VL demonstrates marked capabilities in language interactions and visual comprehension of various input visual element types, demonstrating powerful visual instruction following abilities.

## D Visual Understanding Benchmark

To inspect SAIL-VL’s visual understanding performance during pretraining stages, we curate a series of visual understanding benchmarks for evaluation. To be specific, we focus on evaluating model performance in detailed captioning and OCR tasks in both English and Chinese, which are also the optimization objectives of pretraining stages. We list the basic information of the selected visual understanding benchmarks in Table 7.

**Benchmarks.** DetailCaps-4870 (Dong et al., 2024) encompasses images from a wide range of publicly available datasets, including

**SAIL-Caption Showcases**



**SA1B QwenVL Caption**

这是一张展示城市街道的现实主义风格照片。街道两侧是排列整齐的多层建筑，其中一些建筑物上挂有黄色和蓝色的停车标志牌。街道中央停满了车辆，最前方有一辆白色的轿车。街道尽头可见更多建筑物，天空晴朗，阳光照射下，整个场景显得宁静而有序。

**SAIL-Caption**

The image depicts a narrow urban street lined with parked cars on both sides. The buildings are multi-story and appear to be residential or commercial, with various signs and advertisements in **a foreign language (likely Hebrew)** visible on the walls. The street is relatively clean and well-maintained, with a pedestrian crossing marked on the road. There are several blue and white parking signs, as well as **a sign indicating a speed limit of 30 km/h**. The sky is clear with a few clouds, suggesting a sunny day. In the background, there is a construction crane, indicating ongoing development in the area.



**SA1B QwenVL Caption**

这是一张展示在户外草地上的复古汽车的照片。照片中心是一辆浅灰色的复古旅行车，车身线条流畅，车窗上贴有白色的贴纸。车辆周围散布着其他各种颜色和款式的旧式汽车，包括一辆黄色的皮卡车和一辆蓝色的帐篷。背景中可以看到一些模糊的人群和建筑物，暗示这可能是一个汽车展览或聚会活动的场景。

**SAIL-Caption**

图片展示了一片草地，上面停放着几辆老式汽车。前景中有一辆银色的老式轿车，**车前牌照显示为SU**。轿车旁边有一个蓝色的帐篷，**帐篷的框架为黄色**。背景中可以看到更多的老式汽车，包括黄色、**绿色和白色的车辆**。远处有一个大型白色建筑，上面有蓝色的标志，建筑周围还有一些树木和建筑物。**草地上有一些垃圾袋，显示出这是一个露天的活动场所。**

**DataComp LLaVA Caption**

The second image is a close-up of a section of the first image, focusing on the text 'PLANNING MEETING FALL FESTIVAL' with the word 'FALL' highlighted in a darker shade. The background features a blurred image of autumn leaves, and the text is overlaid on a gradient background that transitions from a warm yellow at the bottom to a green at the top.



**SAIL-Caption**

The image features a promotional graphic for a 'Planning Meeting' with the title 'Fall Festival' prominently displayed. The background is a gradient of warm autumn colors, primarily shades of orange and yellow. There are several autumn leaves in the top left and right corners, adding to the seasonal theme. **The text 'Planning Meeting' is written in white, bold, and uppercase letters on a green rectangular banner at the top of the image.** Below this, 'Fall Festival' is written in a larger, elegant black script font.

**DataComp LLaVA Caption**

A black leather wallet with the word 'Guess' embossed in white on the front.



**SAIL-Caption**

The image shows a black leather wallet with a textured pattern. The wallet has the word 'GUESS' prominently displayed in white, bold, uppercase letters on the front. **There is a small metal chain attached to the left side of the wallet,** likely for attaching it to a keychain or lanyard. The background of the image is plain white, which highlights the wallet.

Benchmark	Task type	Language	# Sample
DetailCaps-4870-EN (Dong et al., 2024)	Caption	EN	4870
DetailCaps-4870-CN (Dong et al., 2024)	Caption	CN	4870
IDL-WDS (Biten et al., 2022)	OCR	EN	1000
DocStruct (Wang et al., 2020)	OCR	EN	1000
SynthText (Gupta et al., 2016)	OCR	EN	1000
SynthDog-EN (Kim et al., 2022)	OCR	EN	1000
SynthDog-ZH (Kim et al., 2022)	OCR	CN	1000

Table 7: Basic information of the visual understanding benchmarks used in our experiments.

COYO (Byeon et al., 2022), LAION (Schuhmann et al., 2021), CC (Changpinyo et al., 2021), Flickr (Young et al., 2014), SBU (Ordonez et al., 2011), and COCO (Chen et al., 2015), as well as ground truth detail captions generated by powerful VLM APIs. To ensure evaluation reliability, we task human annotators to refine this dataset by removing hallucinatory descriptions, correcting descriptive errors, and supplementing missing details. The dataset correction is fulfilled in Chinese, with GPT4O (OpenAI, 2024) deployed by Microsoft Azure as the translator. We adopt both the corrected Chinese captions and translated English captions for evaluation.

The remaining OCR benchmarks consist of images with a diverse distribution. IDL-WDS (Biten et al., 2022) consists of document pages with abundant text information; DocStruct (Wang et al., 2020) contains both document pages but also illustrative images rendered from tables and charts; SynthText (Gupta et al., 2016) is composed of images with a single word, but the fonts vary from one sample to another; SynthDog-EN and SynthDog-ZH (Kim et al., 2022) are compositional datasets comprised of natural image backgrounds and foreground word pieces.


**Metrics.** We evaluate SAIL-VL’s caption performance on the DetailCaps-4870 benchmark with GPT evaluation. Provided with three ground truth captions and a candidate caption, GPT is tasked to score the candidate caption based on the precision and recall of the visual elements. For OCR tasks, we compute the ANLS score (Biten et al., 2019) between the predicted OCR contents and the ground truth one, resulting in scores ranging from 0 to 1, with higher score indicating better prediction quality.

All benchmark data is curated from left-out subsets to avoid data leakage between model training and evaluation. We select a 500-case subset randomly from each benchmark to evaluate the pre-trained model checkpoints for efficiency.

Figure 7: SAIL-Caption showcases. Image and questions are curated from SA1B (Kirillov et al., 2023) and DataComp (Gadre et al., 2024). Highlighted texts denote visual elements depicted by SAIL-Caption but neglected in other caption datasets.



### SAIL-VL Showcases



**Question**

Compose an engaging travel blog post about a recent trip to this place, highlighting cultural experiences and must-see attractions, including both the attraction seen in the photo and other must-see attractions as well.

### SAIL-VL Output

Last summer, I had the incredible opportunity to visit Hawaii, and one of the most breathtaking experiences was visiting the famous Diamond Head crater. This iconic landmark is a must-see attraction in Hawaii, and I'm thrilled to share my journey with you.

As I approached the crater, I was immediately struck by its sheer size and the dramatic landscape surrounding it. The crater itself is a vast, flat-topped mountain with a distinctive bowl shape, and it's surrounded by a rugged coastline. The crater floor is a lush green, contrasting beautifully with the brown and gray hues of the surrounding mountains.

The most impressive aspect of the crater is the view it offers. From the top, you can see the entire island of Oahu, including the bustling city of Honolulu in the distance. The city's layout is a testament to Hawaii's unique blend of urban development and natural beauty.

As I walked along the crater's rim, I was treated to breathtaking views of the ocean. The water was a stunning blue, with white-capped waves crashing against the shore. The contrast between the deep blue of the ocean and the lighter blue of the crater's edge was truly mesmerizing. One of the highlights of my visit was the crater's interior. While the top is flat, the interior is a steep, rocky mountain. It's a great spot for hiking and offers spectacular views of the surrounding landscape.

In addition to Diamond Head, there are many other must-see attractions in Hawaii. One of my favorite places was the beautiful Kailua Beach, where I spent a relaxing afternoon swimming and sunbathing. The crystal-clear waters and pristine beaches make it a perfect spot for a day of relaxation. Another attraction I couldn't miss was the Pearl Harbor National Memorial. This site is a powerful reminder of Hawaii's history and the sacrifices made by its people during World War II.

Overall, my trip to Hawaii was a truly unforgettable experience. From the stunning landscapes of Diamond Head to the vibrant cities of Oahu, Hawaii is a place that truly lives up to its nickname as the "Hawaii of the Pacific." I can't wait to return and explore more of this beautiful island paradise.


**Question**

Read all the texts shown in the image.

### SAIL-VL Output

**STATISTICAL LEARNING**  
 People, our learner overgeneralizes because the VC-Dimension of our Kernel is too high, Get some experts and minimize the structural risk in a new one. Rework our loss function, make the next kernel stable, unbiased and consider using a soft margin

**NEURAL NETWORKS**  
 STACK MORE LAYERS



**Question**

Discuss the historical impact and the significance of this painting in the art world.

### SAIL-VL Output

This painting, "Mona Lisa" by Leonardo da Vinci, is one of the most famous and recognizable works of art in the world. Created around 1503-1506, it is a portrait of Lisa Gherardini, the wife of Francesco del Giocondo, and is considered one of the greatest portraits in the history of art.


The painting's historical impact is immense. It was created during a time of great cultural and artistic flourishing in Italy, a period known as the Renaissance. The Mona Lisa's enigmatic smile and the subtle, almost imperceptible smile on her face have captivated viewers for centuries, sparking countless interpretations and theories about her expression. This ambiguity has contributed to the painting's enduring popularity and its status as a symbol of mystery and intrigue.

The significance of the Mona Lisa in the art world is multifaceted. It represents the pinnacle of Renaissance portraiture, showcasing the artist's mastery of technique, light, and shadow. The painting's realistic depiction of the sitter's features, combined with the subtle use of color and the soft, diffused lighting, demonstrates da Vinci's innovative approach to portraiture.

The Mona Lisa's location in the Louvre in Paris, France, has made it one of the most visited artworks in the world. Its presence in the Louvre has contributed to its status as a cultural icon, symbolizing the power of art to transcend time and space.

The painting's influence on art and culture is profound. It has inspired countless imitations and has been the subject of numerous analyses and interpretations. Its enigmatic smile has become a cultural reference point, appearing in literature, film, and popular culture.

In conclusion, the Mona Lisa's historical impact and significance are immense. It represents the pinnacle of Renaissance portraiture, showcases da Vinci's innovative approach to art, and has had a profound influence on art and culture worldwide. Its enduring popularity and the countless interpretations it has inspired make it one of the most significant works of art in the history of the world.



**Question**

Please explain this meme in detail

### SAIL-VL Output

This meme features a French Bulldog lying on a blue wooden deck. The dog is positioned in the center of the image, with its head resting on the ground and its body stretched out. The meme text reads "MONDAY. JUST... MONDAY." in white capital letters. The text is arranged in two lines, with "MONDAY." at the top and "JUST... MONDAY." at the bottom. The text is slightly tilted to the right, adding a playful touch to the meme. The French Bulldog's relaxed posture and the text "JUST... MONDAY." suggest a sense of resignation or acceptance towards the start of the workweek. The dog's position on the deck, which is a common place for dogs to rest, further emphasizes the idea of a lazy start to the day. The blue wooden deck provides a contrasting background that makes the dog and the text stand out. The meme is a humorous take on the common phrase "just another Monday," which is often used to express the feeling of being tired or unenthusiastic about the start of the workweek. The French Bulldog's presence adds a touch of humor and relatability, as many people can relate to the idea of a dog being the first to wake up and start the day. The meme is a lighthearted way to acknowledge the start of the workweek and the often-sarcastic attitude that comes with it.

Figure 8: SAIL-VL showcases. Image and questions are curated from LLaVABench (Li et al., 2024a).