

LongViTU: Instruction Tuning for Long-Form Video Understanding

Rujie Wu¹, Xiaojian Ma^{2†}, Hai Ci³, Yue Fan²,
Yuxuan Wang², Haozhe Zhao¹, Qing Li², Yizhou Wang¹

¹School of Computer Science, Peking University

²National Key Laboratory of General Artificial Intelligence, BIGAI

³National University of Singapore

[†]Research lead  [Project page](#)

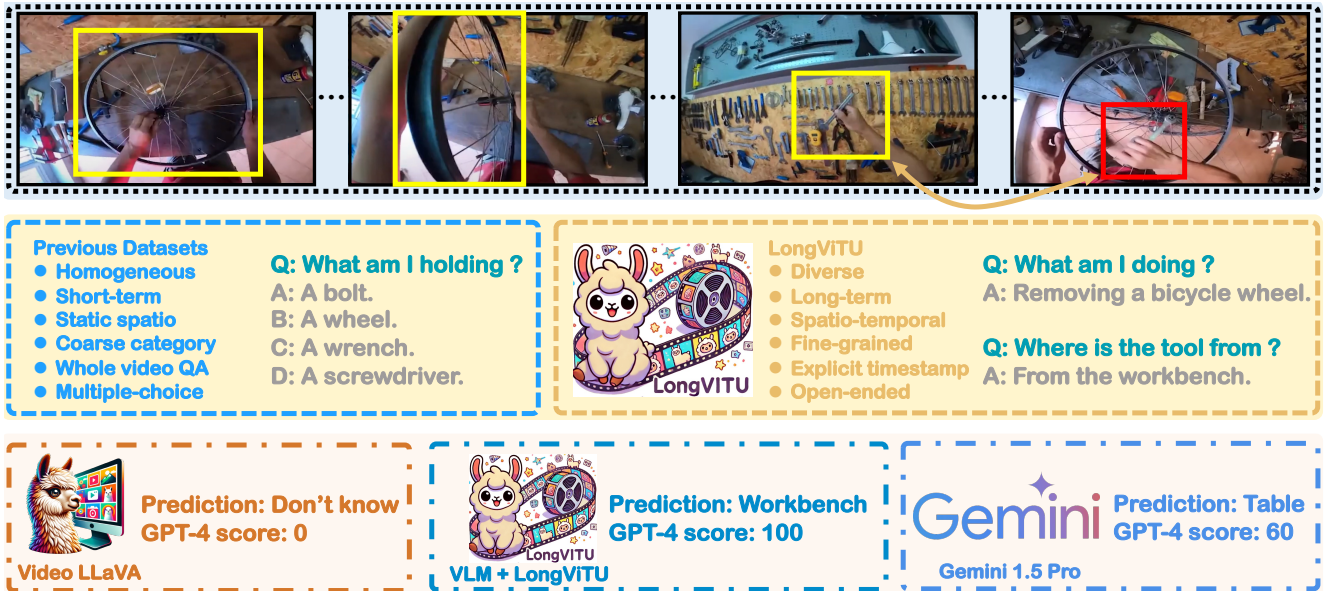


Figure 1. **Illustration of LongViTU.** The top row shows an example video sequence, with **red boxes** highlighting key clues for the posed question and **yellow boxes** marking objects in key frames related to the answer. The middle row emphasizes the primary advantages of our proposed LongViTU over previous datasets, along with QA examples; refer to Section 1 for further details. The bottom row displays predictions from canonical open-source and proprietary VLMs, evaluated by GPT-4 against ground truth using our novel predefined criteria.

Abstract

This paper introduces LongViTU, a large-scale (~121k QA pairs, ~900h videos), automatically generated dataset for long-form video understanding. We propose a systematic approach that organizes videos into a **hierarchical tree** structure for QA generation and incorporates **self-revision** mechanisms to ensure high-quality QA pairs. Each QA pair in LongViTU features: 1) long-term context (average certificate length of 4.6 minutes); 2) rich knowledge and condensed reasoning (commonsense, causality, planning, etc.). We also offer explicit timestamp annotations of relevant events for each QA pair. We have conducted extensive human studies on LongViTU, and the results prove the quality of

our dataset. To better evaluate the challenges posed by LongViTU’s emphasis on long-term context and condensed reasoning, we manually curate a subset of LongViTU into a benchmark. Evaluations using a state-of-the-art open-source model (LongVU), a proprietary model (Gemini-1.5-Pro), and human annotators yield GPT-4 scores of 49.9, 52.3, and 81.0, respectively, underscoring the substantial difficulty presented by LongViTU questions. Performing supervised fine-tuning (SFT) of LongVU and LLaVA-Video on LongViTU data results in average performance gains of 2.5% and 3.7%, respectively, across a suite of long video understanding benchmarks (EgoSchema, VideoMME-Long, MLVU, LVBench).

Table 1. **Comparison with Existing Video QA Datasets.** The video sources for each dataset are listed under "Video Source", where "Collection" indicates that videos are derived from various sources. Furthermore, MC* denotes multiple-choice answers, while OE** indicates open-ended answers, LongViTU is the first large-scale dataset designed for long-form video understanding with explicit timestamp annotations. [†]The average certificate length, video durations and the number of QA pairs are approximate.

Dataset	Video Source	Scenario	Answer Types	Condensed Reasoning	Explicit Timestamp	Certificate Length [†]	Video Duration	QAs
EgoVQA [14]	IU Multiview [54]	real world	MC*	✗	✗	10s	10h	600
Env-QA [17]	AI2-THOR [24]	virtual env	OE**	✗	✗	10s	130h	85.1K
EgoTaskQA [22]	LEMMA [21]	real world	OE	✓	✗	10s	15h	40K
MoVQA [62]	Collection	movie	MC	✓	✗	230s	50h	22K
MovieChat [44]	Collection	movie	OE	✗	✗	60s	160h	13K
CinePile [40]	Collection	movie	MC	✗	✗	60s	420h	303K
OpenEQA [35]	ScanNet [11] HM3D [39]	virtual env	OE	✗	✗	30s	3h	1.6K
WorldQA [65]	PVSG [58]	real world	OE	✗	✗	60s	10h	1K
EgoSchema [36]	Ego4D [19]	real world	MC	✗	✗	100s	250h	5K
LLaVA-Video [64]	Collection	real world	OE	✓	✗	30s	2000h	960K
MM-Ego [59]	Ego4D [19]	real world	OE	✗	✗	10s	3000h	7M
LongViTU (ours)	Ego4D [19]	real world	OE	✓	✓	276.8s	900h	121K

1. Introduction

We present LongViTU, a new dataset for large-scale, long-form video understanding (see Figure 1) that can be generated fully autonomously using LLM. Compared to existing *Video Question-Answering (Video QA)* datasets, LongViTU emphasizes **long video context** and **condensed reasoning**. The primary advantages are summarized below, further details can be found in Table 1.

- **Long Certificate Length.** Many Video QA datasets such as NextQA [53] and ActivityNet-QA [60] have a relatively short average *certificate length* (introduced by EgoSchema [36] to characterize the length of the video context required to answer the question), typically less than 10 seconds. While datasets with longer videos like WorldQA and EgoSchema [36] [65] can reach an average certificate length of 60~100 seconds, LongViTU attains an average certificate length of 276.8 seconds (~4.6 minutes) thanks to our proposed hierarchical tree-structured representations of videos in the data construction pipeline, highlighting its focus on long-context video understanding. For further statistical details, please refer to Figure 3.
- **Condensed Reasoning.** Existing QA datasets [22, 35] primarily focus on fundamental spatial elements (e.g., objects, attributes, locations, and states) but do not sufficiently emphasize reasoning. To facilitate questions that require condensed reasoning, we introduce a structured reasoning taxonomy that explicitly guides question generation by categorizing each question according to the specific type of reasoning it demands (e.g., affordance, planning, risk, functionality, causality). By prompting the LLM to

align questions with these targeted reasoning categories, we significantly enhance the dataset’s capacity to assess condensed and complex reasoning capabilities.

- **Explicit Timestamp Annotations.** Previous datasets, such as Otter [25], Video-ChatGPT [34], InternVideo [50], VideoChat [28], MVBench [29], LLaVA-Video [64], and MM-Ego [59], lack explicit timestamp annotations for QA-related events. This omission means the precise start and end times for the relevant video context of each QA are undefined, despite multiple QAs being present in a single video. To address this, our tree-structured video representation enables QA generation at various granularities with explicit timestamps for each event. LongViTU provides precise temporal annotations for all QA events, providing this useful information for identifying key moments in ultra-long video understanding.

The final LongViTU dataset comprises ~121k high-quality QA pairs within ~900 hours of videos. To the best of our knowledge, LongViTU is the first publicly available, automatically generated long-form video question-answering dataset featuring condensed reasoning and explicit QA-related timestamp annotations. Our main contributions are summarized as follows:

- We propose a novel automatic pipeline for generating high-quality video question-answering data, with a emphasis on long video context and condensed reasoning.
- With our pipeline, we curate LongViTU, a large-scale, high-quality pre-training dataset, accompanied by a manually verified benchmark subset aimed at advancing long-form video understanding.

- We conducted extensive experiments on a broad range of long video understanding benchmarks, demonstrating substantial benefits of LongViTU for canonical open-source VLMs, and providing insightful analyses.

2. The LongViTU Dataset

Overview. From a high level, we extract key video details, such as captions and human narration, and send them into an LLM to generate QA pairs. However, these details from long-form videos usually exceed the context limit of LLMs. Also, lengthy details make it difficult for LLM to grasp spatial-temporal information and generate favorable QA pairs (e.g., long certificate length). To address this, we employ a hierarchical tree structure: first condensing dense captions to refine event descriptions, then segmenting content into sequential events with finer temporal granularity (detailed in Section 2.1.1). Based on the tree-based video representation, we design several prompting strategies to facilitate generating high-quality questions that require long video context and condensed reasoning (detailed in Section 2.1.2). Finally, we conduct extensive analysis and quality assessment to ensure its quality (detailed in Section 2.2 and Section 2.3).

2.1. Dataset Construction Pipeline

2.1.1. Stage I: Tree-structured Video Representations

We design a hierarchical tree structure that encapsulates video semantics across multiple levels of granularity. This framework integrates frame-level, event-level, and segment-level, culminating in a structured tree $\mathcal{T}_{\text{video}}$. A visual illustration can be found in Figure 2.

Frame Level. Commencing at the frame level, we leverage InternLM-XComposer2 [13] to perform multi-frame dense captioning (sampled at 1 fps) across annotated events in the Ego4D [19]. Descriptions are structured as $\langle d_f, t_s^f, t_e^f \rangle$, containing frame-level text description d_f and explicit timestamps t_s^f and t_e^f derived from Ego4D’s temporal annotations for each event provided by human annotators.

$$\mathcal{F}^k = \langle d_f^k, t_s^{f^k}, t_e^{f^k} \rangle, \quad k = 1, \dots, F \quad (1)$$

where F denotes the total number of sampled frames.

Event Level. To eliminate redundant frame level text, an LLM is used to summarize both manually annotated events from Ego4D and the above frame-level automated dense captions, yielding concise event level descriptions $\langle d_e, t_s^e, t_e^e \rangle$ with explicit temporal boundaries t_s^e and t_e^e .

$$\mathcal{E}^j = \langle d_e^j, t_s^{e^j}, t_e^{e^j}, \{\mathcal{F}^k\}_{k=1}^F \rangle, \quad j = 1, \dots, E \quad (2)$$

where E denotes the total number of events.

Segment Level. The LLM further organizes these events into segments in the hierarchical video tree $\mathcal{T}_{\text{video}}$, merging

related events into segments summarized at the segment level, represented as $\langle d_s, t_s^s, t_e^s \rangle$.

$$\mathcal{S}^i = \langle d_s^i, t_s^{s^i}, t_e^{s^i}, \{\mathcal{E}^j\}_{j=1}^E \rangle, \quad i = 1, \dots, S \quad (3)$$

where S denotes the total number of segments.

Video Tree. Drawing on the pipeline above, we formalize the hierarchical tree structure for long-form video content as follows:

$$\mathcal{T}_{\text{video}} = \langle R, \{\mathcal{S}^i\}_{i=1}^S \rangle \quad (4)$$

where $\mathcal{T}_{\text{video}}$ represents the hierarchical tree, with R as the root node and nodes down to frames.

2.1.2. Stage II: QA Generation using Video Trees

With the hierarchical video representations, we fetch a subtree (effectively a collection of consecutive *segments*) and send its corresponding video details (captions, narrations) to the LLM, then prompt it to generate the required questions based on the given video content, as detailed below.

Sliding Window and QA Generation. A sliding window strategy over video sub-trees is employed to systematically generate QA pairs that balance spatial precision and temporal context. Specifically, each input window comprises five *segments* (a hyperparameter directly influencing the average *certificate length*), from which the LLM is prompted to generate QA pairs, formalized as:

$$\mathcal{QA}_{\text{video}} = \langle Q, A, \mathcal{D}_s \rangle, \quad (5)$$

where $\mathcal{QA}_{\text{video}}$ denotes the set of generated QA pairs for the video sub-tree $\mathcal{T}_{\text{video}}$. The notation \mathcal{D}_s represents the selected segments via the sliding window, where each segment $\mathcal{D}_s = \langle d_s^i, \mathcal{D}_e \rangle$ ($s = 1, \dots, S$) consists of event-level descriptions $\mathcal{D}_e = \langle d_e^j, \mathcal{D}_f \rangle$ ($e = 1, \dots, E$). Each event further includes frame-level descriptions $\mathcal{D}_f = \langle d_f^k \rangle$ ($f = 1, \dots, F$).

Ensuring Long Certificate Length. Besides the adding aforementioned descriptions from input window of video segments, we further design the prompt to instructs the LLM to formulate questions based solely on information in the last two segments (**Ask Content**), while requiring answers exclusively found in the first three segments (**Memory Content**, see full prompt in Section C.2). This design explicitly ensures that generated questions necessitate referencing substantial preceding video context to guarantee certificate lengths.

Facilitating Condensed Reasoning. We’ve found that guiding the LLM to explicitly categorize its generated questions according to a structured reasoning taxonomy significantly improves its ability to produce questions that require condensed reasoning. Specifically, we design a hierarchical taxonomy (illustrated in Figure 3b) that classifies questions by the type of reasoning involved (e.g., affordance, planning, risk, functionality, causality, etc.). During question generation, we prompt the LLM to assign each generated question

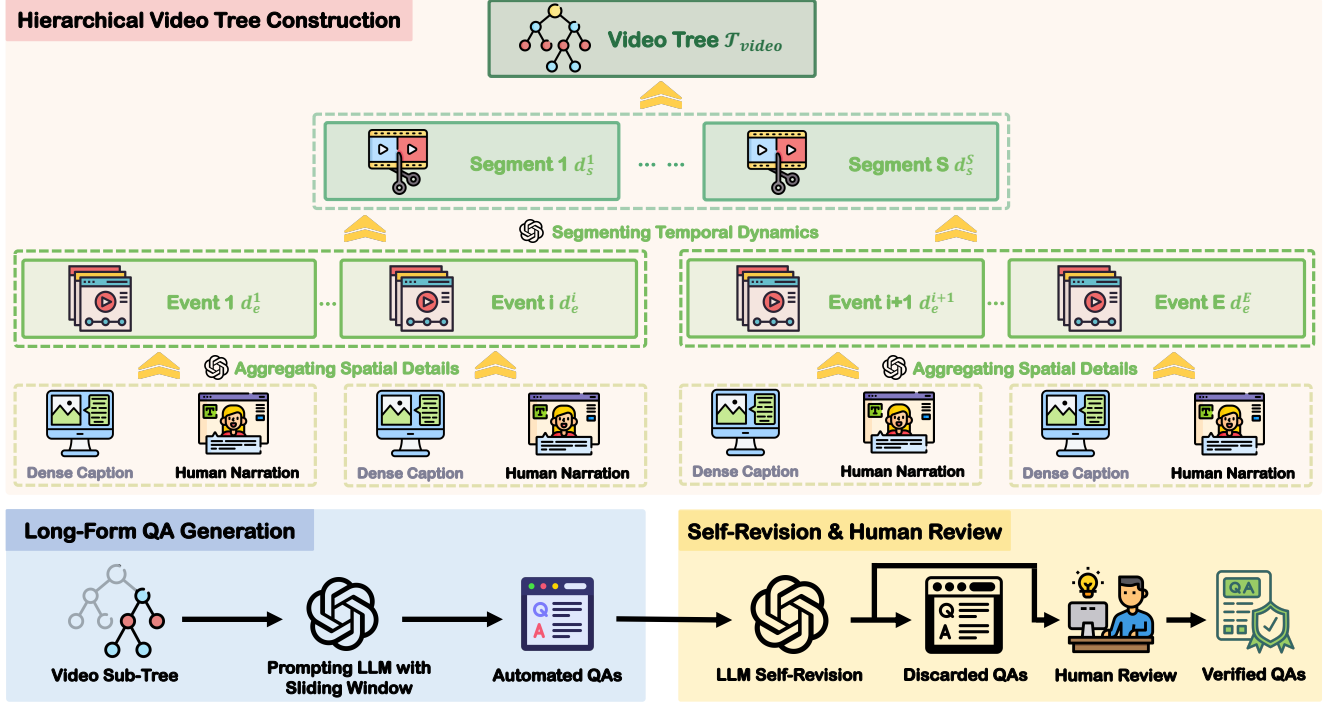


Figure 2. **The construction of LongViTU.** We design an automatic pipeline to generate QA pairs from Ego4D [19] videos while addressing the challenge of long-form video comprehension. To mitigate the context length limitation of LLMs and grasp spatial-temporal information in long video context, we employ a *hierarchical* tree structure. This structure first condenses dense captions to refine event descriptions and then segments content into sequential events with finer temporal granularity. Such representations facilitate the generation of QA pairs with *explicit timestamps* and varying *contextual lengths*, ensuring adaptability across different temporal levels (*frame level*, *event level*, *segment level*). Additionally, we design prompting strategies to generate high-quality questions that require condensed reasoning. Finally, a *self-revision* step refines results by removing redundancy and irrelevant prior information. For more details, please refer to Section 2.

to the appropriate category within this taxonomy (detailed in Section C.5). This structured categorization encourages the model to focus on generating questions that inherently demand more condensed and targeted reasoning.

Self-Revision. After generating the initial QA pairs, the LLM undergoes rigorous self-revision to ensure consistency. This includes correcting inaccuracies, removing extraneous information, and refining responses to reduce redundancy and hallucinations, thereby improving dataset reliability. Additionally, the LLM conducts a pure-text evaluation (*without visual input*) to detect and discard QA pairs with excessive textual bias. The full prompt can be found in Section C.3.

2.2. Characteristics and Statistics

Duration Distribution. The LongViTU dataset contains 1,833 videos, divided into 1,533 for training, 200 for validation, and 100 for testing, totaling approximately 900 hours. The average video duration is 29.3 minutes, ranging from 3.5 to 120.7 minutes with a standard deviation of 17.5 minutes, following a long-tail distribution (Figure 3a). Each video is accompanied by an average of 66 QA pairs; QA durations range from 6 to 1800 seconds, averaging 276.8 seconds, also exhibiting a long-tail pattern. Events and segments have

average durations of 8.5 and 82 seconds, respectively. The dataset includes 121k QA pairs: 101k for training, 14k for validation, and 600 human-reviewed samples for testing.

Category Distribution. The sunburst diagram in Figure 3b illustrates the distribution of QA pairs across the aforementioned hierarchical taxonomy designed by us; detailed categorization and examples are provided in Appendix F.

2.3. Quality Assessment

We recruit a pool of raters to assess the quality of LongViTU data from two aspects: 1) evaluate the quality of LongViTU questions using a predefined rubric; 2) compare the quality of automatically generated LongViTU against VideoMME [16], a video QA benchmark that is annotated exclusively by humans. The results are shown in Figure 4.

Rubric-based assessment. For the first aspect, the raters are guided to score the questions using the following rubric:

- **Good:** The video segment contains rich and diverse events, and the generated QA pair exhibits strong spatio-temporal coherence with at least one event.
- **Fair:** The video segment is relatively simple, and while the QA pair is well-aligned with an event, it primarily captures

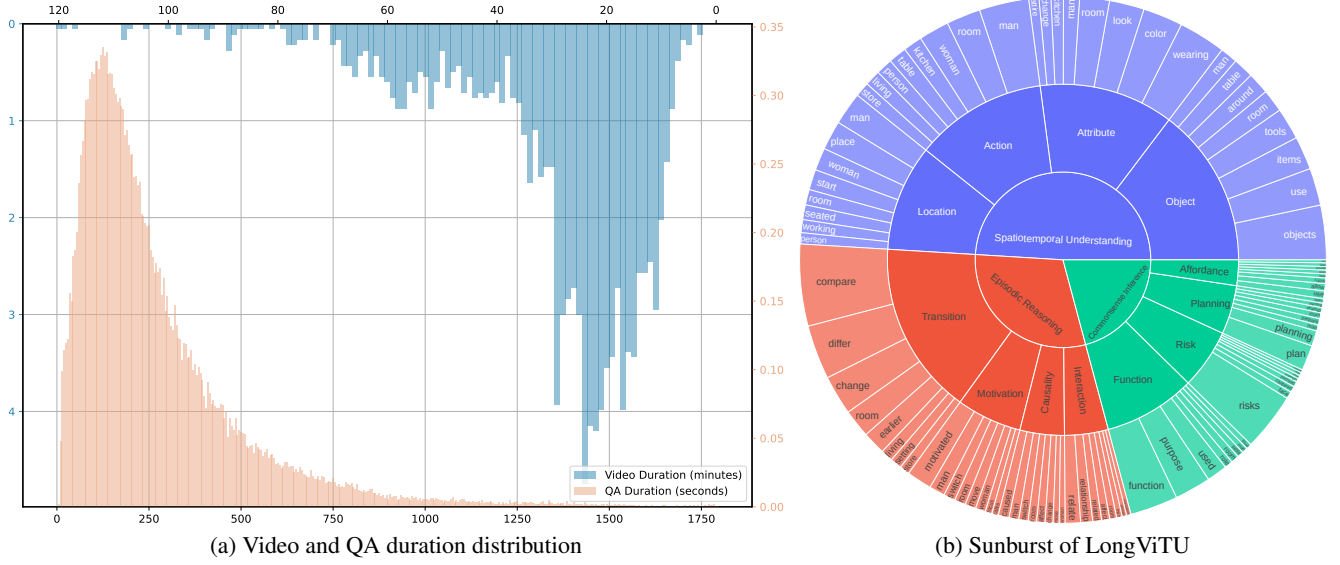


Figure 3. **Statistics of LongViTU.** Subfigure (a) depicts the distributions of video and QA durations within LongViTU. The bottom horizontal axis (from left to right) represents QA duration in seconds, while the right vertical axis (from bottom to top) shows the percentage of the total dataset. QA durations predominantly vary from 6 to 600 seconds, with an average of 276.8 seconds. The top horizontal axis (from right to left) denotes video durations, and the left vertical axis (from top to bottom) indicates their percentage distribution. Video durations primarily range from 5 to 60 minutes, with an average of 29.3 minutes, following a long-tail distribution. Subfigure (b) illustrates the QA categorization in LongViTU along with their word frequency distribution. The outermost ring of the sunburst chart highlights the eight most frequent words in each category, with segment sizes reflecting their proportional frequencies. Please zoom in for a clearer view.

either spatial or temporal aspects rather than both.

- **Poor:** The QA pair does not align well with the video content (e.g., it could be answered without reference to the video or is overly generic). However, it does not contain factual errors or hallucinations.

Due to resource constraints, only 100 randomly selected questions from LongViTU are evaluated. As suggested by the rubric, Good denotes excellent questions, while Fair questions remain highly valuable for long-video QA. Even Poor does not indicate incorrect QA but rather reflects weaker video alignment, which can still contribute to training more robust models. Overall, approximately 46% of the QA pairs exhibit strong spatio-temporal coherence, validating the quality of LongViTU.

Comparative Assessment. We randomly sample 100 questions each from our autonomously generated LongViTU dataset and the manually annotated VideoMME dataset. Evaluators are asked to determine whether the quality of each question from LongViTU is significantly better, significantly worse, or comparable (Tie) to its counterpart in VideoMME. Results indicate that approximately 64% of questions from LongViTU achieve comparable quality to VideoMME, demonstrating that our fully autonomously generated dataset closely approaches human-annotated quality.

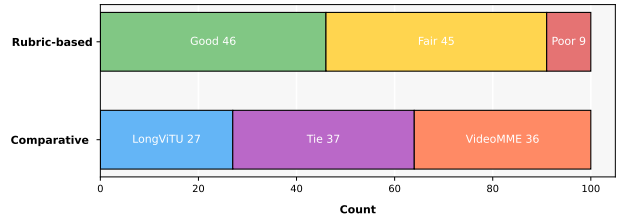


Figure 4. **Quality Assessment.** Rubric-based assessment of LongViTU and comparative assessment against VideoMME [16].

3. Experiments

In our experiments, we aim to answer the following:

1. Do LongViTU questions indeed impose substantial challenges (long-video context and condensed reasoning) to today’s video understanding models?
2. To which degree does training on LongViTU enhance the capability of mainstream Vision-Language Models (VLMs) to understand long videos?

To answer the first question, we primarily perform **zero-shot evaluation** of mainstream video understanding models on the LongViTU test set. To answer the second question, we first perform **supervised fine-tuning (SFT)** of a collection of these models on LongViTU, then evaluate them on a collection of long-video understanding benchmarks (including LongViTU test set). To comprehensively evaluate this capability, we consider both In-Distribution (ID) and

several canonical Out-of-Distribution (OOD) benchmarks.¹ Detailed experimental settings are described in [Section 3.1](#), and results across various benchmarks are presented in [Section 3.2](#) and [Section 3.3](#).

3.1. Setup

Settings and Models. We consider a variety of video understanding models, including frame-sampling-based, long-context (therefore, no need to do frame sampling), and multimodal agents. For frame-sampling-based models such as Video-LLaVA [31], we uniformly sample 8 frames per video as input. For long-context LLaMA-VID [30], LongVA-DPO [63], LongVU [43], LLaVA-Video [64] and Gemini-1.5-Pro [41], we sample 1 frame per second. For multi-modal agent, we evaluate VideoAgent [15] and sample 1 frame every 2 seconds. All models (except for VideoAgent) are with an approximate total parameter size of 7B.

Metrics and Benchmarks. Since LongViTU answers are open-ended, for the evaluations on LongViTU test set, we designed a multi-level scoring system leveraging GPT-4’s near-human comprehension to evaluate answer-ground truth alignment. This approach rewards concise, accurate responses while penalizing hallucinations or irrelevant answers. Detailed criteria and prompts are in [Section C.4](#). Besides the LongViTU test set, we consider a collection of long-video understanding benchmarks, including ID benchmark EgoSchema [36], as well as OOD benchmarks VideoMME [16], MLVU [66], and LVBench [49]. Additionally, we also loop in canonical video understanding benchmarks (still OOD in terms of video sources), including MVBench [29], WorldQA [65], and OpenEQA [35].

3.2. Quantitative Analysis on LongViTU Test Set

The quantitative results on LongViTU detailed in [Table 2](#) reveal the following critical insights:

Challenges Posed by LongViTU. Zero-shot evaluation of mainstream models on LongViTU reveals substantial challenges. Even after supervised fine-tuning (SFT), the best-performing model, LongVU, achieves only a GPT-4 score of 55.9, which is far below human performance at 81.0, underscoring a persistent gap. Additionally, proprietary models such as Gemini-1.5-Pro struggle with long-video comprehension, primarily because they must process full-length videos ranging from tens of minutes to hours. Moreover, these models exhibit a pronounced reliance on textual cues rather than spatiotemporal understanding, highlighting a fundamental limitation of current video-language models in handling long-video context and condensed reasoning challenges.

¹ID benchmarks share the same video source (Ego4D) as LongViTU, whereas OOD benchmarks utilize alternative sources.

3.3. Quantitative Analysis on Other Benchmarks

To evaluate the impact of SFT on LongViTU, we train several state-of-the-art video understanding models and assess their performance on both ID and OOD scenarios, as detailed in [Table 3](#). Key findings are outlined below.

Broad Effectiveness of SFT. Fine-tuning on LongViTU leads to substantial performance improvements across nearly all ID, long video OOD, and non-long video OOD benchmarks for major open-source video understanding models. This indicates that the challenges posed by LongViTU (as outlined in [Table 2](#)) do not primarily arise from dataset bias, a claim further supported by human-level performance. Instead, LongViTU provides a wealth of diverse knowledge (long video context and condensed reasoning, discussed in [Section 1](#)), equipping models with enhanced capabilities for video understanding across a broad range of scenarios.

Larger Gains on Longer Videos. Fine-tuning with LongViTU demonstrates greater improvements for longer videos, as evident from performance trends across different subsets. While results declined on shorter videos, such as the VideoMME Short subset and OpenEQA, where the latter’s average duration (49s) is even shorter than VideoMME Short (83s), significant gains were observed in the Medium (563s) and Long (2386s) subsets. Notably, LLaVA-Video SFT improved by 1% on VideoMME Long, whereas performance slightly decreased on Short (-0.1%) and remained stable on Medium (+0.3%). This pattern is consistent with broader trends in LongVU and LLaVA-Video, where the advantages of SFT become increasingly pronounced as video length increases. These results highlight LongViTU’s effectiveness in enhancing long video context comprehension, reinforcing the benefits of models optimized for extended temporal contexts despite minor trade-offs on shorter videos.

Task-Specific Enhancements. Both LongVU and LLaVA-Video achieved significant gains in MLVU, primarily driven by improvements in the "Ego" task. These models also demonstrated strong capabilities in "Count" and "Order" tasks, though their performance in other areas remained relatively weaker. On LVBench, where most subcategories do not overlap, the most pronounced improvement was observed in "Temporal Grounding". A similar trend was evident in MVBench, where categories aligned with LongViTU’s pre-defined categories (notably in condensed reasoning tasks), such as "Episodic Reasoning" and "Unexpected Action", demonstrated significant gains, whereas improvements in other categories were more modest.

3.4. Ablation Study on LongViTU

Due to space constraints, additional details on the ablation study and qualitative evaluation are provided in [Appendix B](#). These analyses offer deeper insights into LongViTU’s adaptability to varying input lengths and its capacity to leverage extended training, highlighting its robustness and scalability.

Table 2. **Quantitative results on LongViTU.** All results are derived from evaluations conducted by GPT-4 [1], the criteria and prompt are detailed in Section C.4. * denotes results obtained in a zero-shot manner, while ** indicates fine-tuned results following training on the LongViTU training set, \triangle compared highlighting the percentage difference in performance between their. "Overall Avg." represents the average scores across three primary categories. The top-performing open-source model, LongVU [43], achieved a score of 55.9, surpassing the 52.3 score of the best proprietary model, Gemini-1.5-pro [41], these results remain far from human-level capabilities.

Setting	Method	Overall Avg.	Spatiotemporal Understanding				
			Object	Attribute	Location	Action	Avg.
Blind	GPT-4 turbo	38.2	26.1	33.2	32.0	29.4	30.2
Frame-Based	Video-LLaVA *	45.9	37.8	46.3	49.1	38.1	42.7
	Video-LLaVA **	50.7	39.3	49.2	49.6	41.8	44.9
	\triangle compared	+10.5%	+4.0%	+6.3%	+1.0%	+9.7%	+5.2%
Sampling-Based	VideoAgent *	44.0	35.7	43.1	45.9	36.4	40.2
	LLaMA-VID *	38.2	29.4	35.6	40.1	31.5	34.3
	LLaMA-VID **	44.5	33.5	37.4	45.7	37.6	39.1
	\triangle compared	+16.5%	+13.9%	+5.1%	+14.0%	+19.4%	+14.0%
	LongVA-DPO *	47.5	35.9	52.4	44.3	37.2	41.8
	LongVU *	49.9	39.3	47.6	52.3	44.3	46.3
	LongVU **	55.9	40.2	55.2	54.3	45.3	48.8
	\triangle compared	+12.0%	+2.3%	+16.0%	+3.8%	+2.3%	+5.4%
	Gemini-1.5-Pro *	52.3	54.3	58.6	56.3	48.1	54.7
	Human	81.0	88.3	82.0	86.9	85.8	84.1
Setting	Method	Overall Avg.	Episodic Reasoning				
			Transition	Interaction	Causality	Motivation	Avg.
Blind	GPT-4 turbo	38.2	45.1	47.4	47.7	56.1	49.5
Frame-Based	Video-LLaVA *	45.9	45.6	50.5	48.8	53.2	49.4
	Video-LLaVA **	50.7	50.5	56.4	59.7	64.9	58.0
	\triangle compared	+10.5%	+10.7%	+11.7%	+22.3%	+22.0%	+17.4%
Sampling-Based	VideoAgent *	44.0	43.1	45.5	49.9	52.8	48.1
	LLaMA-VID *	38.2	40.4	46.7	40.5	46.6	43.2
	LLaMA-VID **	44.5	46.7	48.4	54.2	57.7	52.1
	\triangle compared	+16.5%	+15.6%	+3.6%	+33.8%	+23.8%	+20.6%
	LongVA-DPO *	47.5	51.8	54.6	52.2	59.5	54.8
	LongVU *	49.9	56.7	58.8	48.9	53.4	54.2
	LongVU **	55.9	62.4	63.5	63.2	70.0	65.2
	\triangle compared	+12.0%	+10.1%	+8.0%	+29.2%	+31.1%	+20.3%
	Gemini-1.5-Pro *	52.3	47.8	45.5	47.8	47.5	47.3
	Human	81.0	62.4	80.5	78.2	76.2	74.3
Setting	Method	Overall Avg.	Commonsense Inference				
			Planning	Risk	Function	Affordance	Avg.
Blind	GPT-4 turbo	38.2	36.5	51.1	55.9	50.9	48.7
Frame-Based	Video-LLaVA *	45.9	41.6	56.8	55.3	54.6	51.7
	Video-LLaVA **	50.7	50.2	62.6	64.0	64.6	59.8
	\triangle compared	+10.5%	+20.7%	+10.2%	+15.7%	+18.3%	+15.7%
Sampling-Based	VideoAgent *	44.0	40.0	53.7	55.5	53.1	50.7
	LLaMA-VID *	38.2	34.9	51.3	46.5	47.2	44.1
	LLaMA-VID **	44.5	43.9	54.5	55.7	53.8	51.7
	\triangle compared	+16.5%	+25.8%	+6.2%	+19.8%	+14.0%	+17.2%
	LongVA-DPO *	47.5	46.3	57.0	61.9	59.2	56.1
	LongVU *	49.9	46.2	52.3	60.4	62.8	56.0
	LongVU **	55.9	59.9	67.9	68.7	70.4	66.4
	\triangle compared	+12.0%	+29.7%	+29.8%	+13.7%	+12.1%	+18.6%
	Gemini-1.5-Pro *	52.3	43.6	57.5	46.1	43.6	50.3
	Human	81.0	70.2	78.6	78.7	69.0	75.5

Table 3. **Quantitative results on additional benchmarks.** The * denotes results obtained in a zero-shot manner, while ** indicates fine-tuned results following training on the LongViTU training set, \triangle compared highlighting the percentage difference in performance between them. The zero-shot results of SFT with LongViTU on Egoschema [36], VideoMME [16], MLVU [66], LVBench [49], and MVBench [29] are reproduced from the official checkpoint on Hugging Face (LongVU, LLaVA-Video), rather than those reported in the arXiv (LongVU, LLaVA-Video). MVBench [29] only shows the sub-category that have shown improvement.

Method	EgoSchema	VideoMME				WorldQA	OpenEQA		
		Avg.	Short	Medium	Long		Avg.	ScanNet	HM3D
VideoLLM Online*	47.4	13.7	24.3	16.7	0.0	30.0	23.3	24.8	20.4
LLaMA-VID* ^{s3}	23.6	14.6	19.5	12.6	11.5	30.9	31.1	31.0	31.3
LLaMA-VID* ^{s2}	30.4	16.7	22.6	15.3	12.2	32.0	31.9	31.8	32.1
LLaMA-VID**	34.0	17.2	23.8	15.4	12.2	32.2	33.6	33.5	33.8
△ compared	+11.8%	+3.0%	+5.3%	+0.7%	+0.0%	+0.6%	+5.3%	+5.3%	+5.3%
Video-LLaVA*	36.8	32.3	33.7	31.6	31.5	30.2	35.1	37.3	30.9
Video-LLaVA**	48.1	32.5	30.5	33.7	33.1	34.1	32.6	32.6	32.5
△ compared	+30.7%	+0.6%	-9.5%	+6.6%	+5.1%	+12.9%	-7.1%	-12.6%	+5.2%
LongVA-DPO*	56.9	54.3	61.6	50.4	47.6	30.3	36.6	41.5	26.9
LongVU*	67.6	55.6	66.0	54.1	46.6	35.7	48.3	51.1	42.8
LongVU**	70.8	55.9	66.2	54.3	47.0	36.5	48.9	51.4	44.2
△ compared	+4.7%	+0.5%	+0.3%	+0.4%	+0.9%	+2.2%	+1.2%	+0.6%	+3.3%
LLaVA-Video*	57.3	61.9	74.0	60.2	51.6	-	-	-	-
LLaVA-Video**	62.8	62.2	73.9	60.4	52.1	-	-	-	-
△ compared	+9.6%	+0.4%	-0.1%	+0.3%	+1.0%	-	-	-	-
Method	MLVU								
	Count	Ego	Needle	Order	PlotQA	Anomaly Reco.	Topic Reasoning	Avg.	
LongVU*	27.9	55.7	73.5	53.3	68.5	74.5	86.7	62.9	
LongVU**	29.8	62.5	75.5	54.8	68.8	73.5	86.7	65.2	
△ compared	+6.8%	+12.2%	+2.7%	+2.8%	+0.4%	-1.3%	+0.0%	+3.7%	
LLaVA-Video*	38.5	58.2	75.5	65.3	77.0	74.0	85.2	67.7	
LLaVA-Video**	39.4	63.4	76.1	66.8	77.0	74.0	86.7	69.9	
△ compared	+2.3%	+8.9%	+0.8%	+2.3%	+0.0%	+0.0%	+1.8%	+3.2%	
Method	LVBench								
	Key Info.	Entity Recog.	Event Underst.	Reason.	Temp. Ground.	Summar.	Avg.		
LongVU*	38.1	38.4	34.2	43.5	27.7	28.6	35.1		
LongVU**	38.1	39.8	35.5	44.2	28.8	26.8	35.3		
△ compared	+0.0%	+3.6%	+3.8%	+1.6%	+4.0%	-6.3%	+0.6%		
LLaVA-Video*	45.2	42.3	41.4	48.3	33.8	26.8	39.6		
LLaVA-Video**	45.2	42.7	41.2	49.0	35.4	26.8	40.0		
△ compared	+0.0%	+0.9%	-0.5%	+1.4%	+4.7%	+0.0%	+1.0%		
Method	MVBench								
	Action Pred.	Episodic Reason.	Moving Count	Moving Dir.	Object Shuffle	Unexp. Action			
LongVU*	66.5	52.5	79.0	90.0	38.5	72.5			
LongVU**	67.0	55.5	80.0	90.5	39.5	77.5			
△ compared	+0.8%	+5.7%	+1.3%	+0.6%	+2.6%	+6.9%			

4. Conclusion

We’ve introduced LongViTU, a large-scale, automatically generated dataset for long-form video understanding, featuring long video context and condensed reasoning. Fine-tuning canonical VLMs on LongViTU yields substantial performance gains across both ID and diverse OOD long video understanding benchmarks, underscoring its effectiveness.

References

- [1] Josh Achiam, Steven Adler, Sandhini Agarwal, Lama Ahmad, Ilge Akkaya, Florencia Leoni Aleman, Diogo Almeida, Janko Altmerschmidt, Sam Altman, Shyamal Anadkat, et al. Gpt-4 technical report. *arXiv preprint arXiv:2303.08774*, 2023. 7
- [2] Jean-Baptiste Alayrac, Jeff Donahue, Pauline Luc, Antoine Miech, Iain Barr, Yana Hasson, Karel Lenc, Arthur Mensch, Katherine Millican, Malcolm Reynolds, et al. Flamingo: a visual language model for few-shot learning. *Advances in neural information processing systems*, 35:23716–23736, 2022. 7
- [3] Rohan Anil, Andrew M Dai, Orhan Firat, Melvin Johnson, Dmitry Lepikhin, Alexandre Passos, Siamak Shakeri, Emanuel Taropa, Paige Bailey, Zhifeng Chen, et al. Palm 2 technical report. *arXiv preprint arXiv:2305.10403*, 2023.
- [4] Tom B Brown. Language models are few-shot learners. *arXiv preprint arXiv:2005.14165*, 2020. 7
- [5] Mu Cai, Jianwei Yang, Jianfeng Gao, and Yong Jae Lee. Matryoshka multimodal models. *arXiv preprint arXiv:2405.17430*, 2024. 7
- [6] Zheng Cai, Maosong Cao, Haojiong Chen, Kai Chen, Keyu Chen, Xin Chen, Xun Chen, Zehui Chen, Zhi Chen, Pei Chu, et al. Internlm2 technical report. *arXiv preprint arXiv:2403.17297*, 2024. 7
- [7] Joya Chen, Zhaoyang Lv, Shiwei Wu, Kevin Qinghong Lin, Chenan Song, Difei Gao, Jia-Wei Liu, Ziteng Gao, Dongxing Mao, and Mike Zheng Shou. Videollm-online: Online video large language model for streaming video. In *Proceedings of the IEEE/CVF Conference on Computer Vision and Pattern Recognition*, pages 18407–18418, 2024. 7
- [8] Lin Chen, Xilin Wei, Jinsong Li, Xiaoyi Dong, Pan Zhang, Yuhang Zang, Zehui Chen, Haodong Duan, Bin Lin, Zhenyu Tang, et al. Sharegpt4video: Improving video understanding and generation with better captions. *arXiv preprint arXiv:2406.04325*, 2024. 7
- [9] Liang Chen, Haozhe Zhao, Tianyu Liu, Shuai Bai, Junyang Lin, Chang Zhou, and Baobao Chang. An image is worth 1/2 tokens after layer 2: Plug-and-play inference acceleration for large vision-language models. *arXiv preprint arXiv:2403.06764*, 2024. 7
- [10] Zesen Cheng, Sicong Leng, Hang Zhang, Yifei Xin, Xin Li, Guanzheng Chen, Yongxin Zhu, Wenqi Zhang, Ziyang Luo, Deli Zhao, et al. Videollama 2: Advancing spatial-temporal modeling and audio understanding in video-llms. *arXiv preprint arXiv:2406.07476*, 2024. 7
- [11] Angela Dai, Angel X Chang, Manolis Savva, Maciej Halber, Thomas Funkhouser, and Matthias Nießner. Scannet: Richly-annotated 3d reconstructions of indoor scenes. In *Proceedings of the IEEE conference on computer vision and pattern recognition*, pages 5828–5839, 2017. 2
- [12] Wenliang Dai, Junnan Li, Dongxu Li, Anthony Meng Huat Tiong, Junqi Zhao, Weisheng Wang, Boyang Li, Pascale Fung, and Steven Hoi. Instructblip: Towards general-purpose vision-language models with instruction tuning, 2023. 7
- [13] Xiaoyi Dong, Pan Zhang, Yuhang Zang, Yuhang Cao, Bin Wang, Linke Ouyang, Xilin Wei, Songyang Zhang, Haodong Duan, Maosong Cao, et al. Internlm-xcomposer2: Mastering free-form text-image composition and comprehension in vision-language large model. *arXiv preprint arXiv:2401.16420*, 2024. 3
- [14] Chenyou Fan. Egovqa-an egocentric video question answering benchmark dataset. In *Proceedings of the IEEE/CVF International Conference on Computer Vision Workshops*, pages 0–0, 2019. 2
- [15] Yue Fan, Xiaojian Ma, Rujie Wu, Yuntao Du, Jiaqi Li, Zhi Gao, and Qing Li. Videoagent: A memory-augmented multimodal agent for video understanding. *arXiv preprint arXiv:2403.11481*, 2024. 6
- [16] Chaoyou Fu, Yuhan Dai, Yondong Luo, Lei Li, Shuhuai Ren, Renrui Zhang, Zihan Wang, Chenyu Zhou, Yunhang Shen, Mengdan Zhang, et al. Video-mme: The first-ever comprehensive evaluation benchmark of multi-modal llms in video analysis. *arXiv preprint arXiv:2405.21075*, 2024. 4, 5, 6, 8
- [17] Difei Gao, Ruiping Wang, Ziyi Bai, and Xilin Chen. Env-qa: A video question answering benchmark for comprehensive understanding of dynamic environments. In *Proceedings of the IEEE/CVF international conference on computer vision*, pages 1675–1685, 2021. 2
- [18] Team GLM, Aohan Zeng, Bin Xu, Bowen Wang, Chenhui Zhang, Da Yin, Diego Rojas, Guanyu Feng, Hanlin Zhao, Hanyu Lai, et al. Chatglm: A family of large language models from glm-130b to glm-4 all tools. *arXiv preprint arXiv:2406.12793*, 2024. 7
- [19] Kristen Grauman, Andrew Westbury, Eugene Byrne, Zachary Chavis, Antonino Furnari, Rohit Girdhar, Jackson Hamburger, Hao Jiang, Miao Liu, Xingyu Liu, et al. Ego4d: Around the world in 3,000 hours of egocentric video. In *Proceedings of the IEEE/CVF Conference on Computer Vision and Pattern Recognition*, pages 18995–19012, 2022. 2, 3, 4
- [20] Bo He, Hengduo Li, Young Kyun Jang, Menglin Jia, Xuefei Cao, Ashish Shah, Abhinav Shrivastava, and Ser-Nam Lim. Ma-lmm: Memory-augmented large multimodal model for long-term video understanding. In *Proceedings of the IEEE/CVF Conference on Computer Vision and Pattern Recognition*, pages 13504–13514, 2024. 7
- [21] Baoxiong Jia, Yixin Chen, Siyuan Huang, Yixin Zhu, and Song-chun Zhu. Lemma: A multi-view dataset for learning multi-agent multi-task activities. In *European Conference on Computer Vision*, pages 767–786. Springer, 2020. 2
- [22] Baoxiong Jia, Ting Lei, Song-Chun Zhu, and Siyuan Huang. Egotaskqa: Understanding human tasks in egocentric videos. *Advances in Neural Information Processing Systems*, 35:3343–3360, 2022. 2

- [23] Peng Jin, Ryuichi Takanobu, Wancai Zhang, Xiaochun Cao, and Li Yuan. Chat-univi: Unified visual representation empowers large language models with image and video understanding. In *Proceedings of the IEEE/CVF Conference on Computer Vision and Pattern Recognition*, pages 13700–13710, 2024. 7
- [24] Eric Kolve, Roozbeh Mottaghi, Winson Han, Eli VanderBilt, Luca Weihs, Alvaro Herrasti, Matt Deitke, Kiana Ehsani, Daniel Gordon, Yuke Zhu, et al. Ai2-thor: An interactive 3d environment for visual ai. *arXiv preprint arXiv:1712.05474*, 2017. 2
- [25] Bo Li, Yuanhan Zhang, Liangyu Chen, Jinghao Wang, Fanyi Pu, Jingkang Yang, Chunyuan Li, and Ziwei Liu. Mimic-it: Multi-modal in-context instruction tuning. *arXiv preprint arXiv:2306.05425*, 2023. 2
- [26] Bo Li, Yuanhan Zhang, Dong Guo, Renrui Zhang, Feng Li, Hao Zhang, Kaichen Zhang, Yanwei Li, Ziwei Liu, and Chunyuan Li. Llava-onevision: Easy visual task transfer. *arXiv preprint arXiv:2408.03326*, 2024. 7
- [27] Junnan Li, Dongxu Li, Silvio Savarese, and Steven Hoi. Blip-2: Bootstrapping language-image pre-training with frozen image encoders and large language models. In *International conference on machine learning*, pages 19730–19742. PMLR, 2023. 7
- [28] KunChang Li, Yinan He, Yi Wang, Yizhuo Li, Wenhai Wang, Ping Luo, Yali Wang, Limin Wang, and Yu Qiao. Videochat: Chat-centric video understanding. *arXiv preprint arXiv:2305.06355*, 2023. 2, 7
- [29] Kunchang Li, Yali Wang, Yinan He, Yizhuo Li, Yi Wang, Yi Liu, Zun Wang, Jilan Xu, Guo Chen, Ping Luo, et al. Mvbench: A comprehensive multi-modal video understanding benchmark. In *Proceedings of the IEEE/CVF Conference on Computer Vision and Pattern Recognition*, pages 22195–22206, 2024. 2, 6, 8
- [30] Yanwei Li, Chengyao Wang, and Jiaya Jia. Llama-vid: An image is worth 2 tokens in large language models. *arXiv preprint arXiv:2311.17043*, 2023. 6, 5, 7
- [31] Bin Lin, Bin Zhu, Yang Ye, Munan Ning, Peng Jin, and Li Yuan. Video-llava: Learning united visual representation by alignment before projection. *arXiv preprint arXiv:2311.10122*, 2023. 6, 5, 7
- [32] Haotian Liu, Chunyuan Li, Yuheng Li, Bo Li, Yuanhan Zhang, Sheng Shen, and Yong Jae Lee. Llava-next: Improved reasoning, ocr, and world knowledge, 2024. 7
- [33] Haotian Liu, Chunyuan Li, Qingyang Wu, and Yong Jae Lee. Visual instruction tuning. *Advances in neural information processing systems*, 36, 2024. 7
- [34] Muhammad Maaz, Hanoona Rasheed, Salman Khan, and Fahad Shahbaz Khan. Video-chatgpt: Towards detailed video understanding via large vision and language models. *arXiv preprint arXiv:2306.05424*, 2023. 2, 7
- [35] Arjun Majumdar, Anurag Ajay, Xiaohan Zhang, Pranav Putta, Sriram Yenamandra, Mikael Henaff, Sneha Silwal, Paul Mcvay, Oleksandr Maksymets, Sergio Arnaud, et al. Openega: Embodied question answering in the era of foundation models. In *Proceedings of the IEEE/CVF Conference on Computer Vision and Pattern Recognition*, pages 16488–16498, 2024. 2, 6
- [36] Karttikeya Mangalam, Raiymbek Akshulakov, and Jitendra Malik. Egoschema: A diagnostic benchmark for very long-form video language understanding. *Advances in Neural Information Processing Systems*, 36, 2024. 2, 6, 8
- [37] Long Ouyang, Jeffrey Wu, Xu Jiang, Diogo Almeida, Carroll Wainwright, Pamela Mishkin, Chong Zhang, Sandhini Agarwal, Katarina Slama, Alex Ray, et al. Training language models to follow instructions with human feedback. *Advances in neural information processing systems*, 35:27730–27744, 2022. 7
- [38] Rui Qian, Xiaoyi Dong, Pan Zhang, Yuhang Zang, Shuangrui Ding, Dahua Lin, and Jiaqi Wang. Streaming long video understanding with large language models. *arXiv preprint arXiv:2405.16009*, 2024. 7
- [39] Santhosh K Ramakrishnan, Aaron Gokaslan, Erik Wijmans, Oleksandr Maksymets, Alex Clegg, John Turner, Eric Undersander, Wojciech Galuba, Andrew Westbury, Angel X Chang, et al. Habitat-matterport 3d dataset (hm3d): 1000 large-scale 3d environments for embodied ai. *arXiv preprint arXiv:2109.08238*, 2021. 2
- [40] Ruchit Rawal, Khalid Saifullah, Ronen Basri, David Jacobs, Gowthami Somepalli, and Tom Goldstein. Cinepile: A long video question answering dataset and benchmark. *arXiv preprint arXiv:2405.08813*, 2024. 2
- [41] Machel Reid, Nikolay Savinov, Denis Teplyashin, Dmitry Lepikhin, Timothy Lillicrap, Jean-baptiste Alayrac, Radu Soricut, Angeliki Lazaridou, Orhan Firat, Julian Schrittwieser, et al. Gemini 1.5: Unlocking multimodal understanding across millions of tokens of context. *arXiv preprint arXiv:2403.05530*, 2024. 6, 7
- [42] Yuzhang Shang, Mu Cai, Bingxin Xu, Yong Jae Lee, and Yan Yan. Llava-prumerge: Adaptive token reduction for efficient large multimodal models. *arXiv preprint arXiv:2403.15388*, 2024. 7
- [43] Xiaoqian Shen, Yunyang Xiong, Changsheng Zhao, Lemeng Wu, Jun Chen, Chenchen Zhu, Zechun Liu, Fanyi Xiao, Balakrishnan Varadarajan, Florian Bordes, et al. Longvu: Spatiotemporal adaptive compression for long video-language understanding. *arXiv preprint arXiv:2410.17434*, 2024. 6, 7, 5
- [44] Enxin Song, Wenhao Chai, Guanhong Wang, Yucheng Zhang, Haoyang Zhou, Feiyang Wu, Haozhe Chi, Xun Guo, Tian Ye, Yanting Zhang, et al. Moviechat: From dense token to sparse memory for long video understanding. In *Proceedings of the IEEE/CVF Conference on Computer Vision and Pattern Recognition*, pages 18221–18232, 2024. 2, 7
- [45] Jianlin Su, Murtadha Ahmed, Yu Lu, Shengfeng Pan, Wen Bo, and Yunfeng Liu. Roformer: Enhanced transformer with rotary position embedding. *Neurocomputing*, 568:127063, 2024. 7
- [46] Gemini Team, Rohan Anil, Sebastian Borgeaud, Yonghui Wu, Jean-Baptiste Alayrac, Jiahui Yu, Radu Soricut, Johan Schalkwyk, Andrew M Dai, Anja Hauth, et al. Gemini: a family of highly capable multimodal models. *arXiv preprint arXiv:2312.11805*, 2023. 7
- [47] Hugo Touvron, Thibaut Lavril, Gautier Izacard, Xavier Martinet, Marie-Anne Lachaux, Timothée Lacroix, Baptiste Rozière, Naman Goyal, Eric Hambro, Faisal Azhar, et al. Llama:

- Open and efficient foundation language models. *arXiv preprint arXiv:2302.13971*, 2023. 7
- [48] Hugo Touvron, Louis Martin, Kevin Stone, Peter Albert, Amjad Almahairi, Yasmine Babaei, Nikolay Bashlykov, Soumya Batra, Prajjwal Bhargava, Shruti Bhosale, et al. Llama 2: Open foundation and fine-tuned chat models. *arXiv preprint arXiv:2307.09288*, 2023. 7
- [49] Weihan Wang, Zehai He, Wenyi Hong, Yean Cheng, Xiaohan Zhang, Ji Qi, Shiyu Huang, Bin Xu, Yuxiao Dong, Ming Ding, et al. Lvbenc: An extreme long video understanding benchmark. *arXiv preprint arXiv:2406.08035*, 2024. 6, 8, 7
- [50] Yi Wang, Kunchang Li, Yizhuo Li, Yanan He, Bingkun Huang, Zhiyu Zhao, Hongjie Zhang, Jilan Xu, Yi Liu, Zun Wang, et al. Internvideo: General video foundation models via generative and discriminative learning. *arXiv preprint arXiv:2212.03191*, 2022. 2
- [51] Yuxuan Wang, Cihang Xie, Yang Liu, and Zilong Zheng. Videollamb: Long-context video understanding with recurrent memory bridges. *arXiv preprint arXiv:2409.01071*, 2024. 7
- [52] Rujie Wu, Xiaojian Ma, Qing Li, Wei Wang, Zhenliang Zhang, Song-Chun Zhu, and Yizhou Wang. Bongard-openworld: Few-shot reasoning for free-form visual concepts in the real world. *arXiv preprint arXiv:2310.10207*, 2023. 7
- [53] Junbin Xiao, Xindi Shang, Angela Yao, and Tat-Seng Chua. Next-qa: Next phase of question-answering to explaining temporal actions. In *Proceedings of the IEEE/CVF conference on computer vision and pattern recognition*, pages 9777–9786, 2021. 2
- [54] Mingze Xu, Chenyou Fan, Yuchen Wang, Michael S. Ryoo, and David J. Crandall. Joint person segmentation and identification in synchronized first- and third-person videos. In *European Conference on Computer Vision (ECCV)*, 2018. 2
- [55] Fuzhao Xue, Yukang Chen, Dacheng Li, Qinghao Hu, Ligeng Zhu, Xiuyu Li, Yunhao Fang, Haotian Tang, Shang Yang, Zhi-jian Liu, et al. Longvila: Scaling long-context visual language models for long videos. *arXiv preprint arXiv:2408.10188*, 2024. 7
- [56] Aiyuan Yang, Bin Xiao, Bingning Wang, Borong Zhang, Ce Bian, Chao Yin, Chenxu Lv, Da Pan, Dian Wang, Dong Yan, et al. Baichuan 2: Open large-scale language models. *arXiv preprint arXiv:2309.10305*, 2023. 7
- [57] An Yang, Baosong Yang, Binyuan Hui, Bo Zheng, Bowen Yu, Chang Zhou, Chengpeng Li, Chengyuan Li, Dayiheng Liu, Fei Huang, et al. Qwen2 technical report. *arXiv preprint arXiv:2407.10671*, 2024. 7
- [58] Jingkan Yang, Wenxuan Peng, Xiangtai Li, Zujin Guo, Liangyu Chen, Bo Li, Zheng Ma, Kaiyang Zhou, Wayne Zhang, Chen Change Loy, et al. Panoptic video scene graph generation. In *Proceedings of the IEEE/CVF Conference on Computer Vision and Pattern Recognition*, pages 18675–18685, 2023. 2
- [59] Hanrong Ye, Haotian Zhang, Erik Daxberger, Lin Chen, Zongyu Lin, Yanghao Li, Bowen Zhang, Haoxuan You, Dan Xu, Zhe Gan, et al. Mm-ego: Towards building egocentric multimodal llms. *arXiv preprint arXiv:2410.07177*, 2024. 2
- [60] Zhou Yu, Dejing Xu, Jun Yu, Ting Yu, Zhou Zhao, Yueting Zhuang, and Dacheng Tao. Activitynet-qa: A dataset for understanding complex web videos via question answering. In *Proceedings of the AAAI Conference on Artificial Intelligence*, pages 9127–9134, 2019. 2
- [61] Hang Zhang, Xin Li, and Lidong Bing. Video-llama: An instruction-tuned audio-visual language model for video understanding. *arXiv preprint arXiv:2306.02858*, 2023. 7
- [62] Hongjie Zhang, Yi Liu, Lu Dong, Yifei Huang, Zhen-Hua Ling, Yali Wang, Limin Wang, and Yu Qiao. Movqa: A benchmark of versatile question-answering for long-form movie understanding. *arXiv preprint arXiv:2312.04817*, 2023. 2
- [63] Peiyuan Zhang, Kaichen Zhang, Bo Li, Guangtao Zeng, Jingkan Yang, Yuanhan Zhang, Ziyue Wang, Haoran Tan, Chunyuan Li, and Ziwei Liu. Long context transfer from language to vision. *arXiv preprint arXiv:2406.16852*, 2024. 6, 7
- [64] Yuanhan Zhang, Jinming Wu, Wei Li, Bo Li, Zejun Ma, Ziwei Liu, and Chunyuan Li. Video instruction tuning with synthetic data. *arXiv preprint arXiv:2410.02713*, 2024. 2, 6, 5
- [65] Yuanhan Zhang, Kaichen Zhang, Bo Li, Fanyi Pu, Christopher Arif Setiadharm, Jingkan Yang, and Ziwei Liu. Worldqa: Multimodal world knowledge in videos through long-chain reasoning. *arXiv preprint arXiv:2405.03272*, 2024. 2, 6
- [66] Junjie Zhou, Yan Shu, Bo Zhao, Boya Wu, Shitao Xiao, Xi Yang, Yongping Xiong, Bo Zhang, Tiejun Huang, and Zheng Liu. Mlvu: A comprehensive benchmark for multi-task long video understanding. *arXiv preprint arXiv:2406.04264*, 2024. 6, 8
- [67] Xingyi Zhou, Anurag Arnab, Shyamal Buch, Shen Yan, Austin Myers, Xuehan Xiong, Arsha Nagrani, and Cordelia Schmid. Streaming dense video captioning. In *Proceedings of the IEEE/CVF Conference on Computer Vision and Pattern Recognition*, pages 18243–18252, 2024. 7

LongViTU: Instruction Tuning for Long-Form Video Understanding

Supplementary Material

A. Limitation Statement and Future Works

Limitation Statement. Our automated pipeline exhibits adaptability across diverse scenarios, self-revision mechanism mitigates QA pairs with pronounced textual biases. However, as illustrated in Figure 4, human evaluation indicates that approximately 9% of QA pairs still retain such biases. This limitation primarily arises from the reliance on LLM-generated multimodal data. Nevertheless, recent studies on vision-language models suggest that a controlled presence of such biases may enhance model robustness.

Future Works. Future research will focus on enhancing data quality and exploring novel model architectures, *e.g.*, learnable token compression and memory mechanism, *etc.*

B. Additional Results

Due to space limitations, we defer more details about the ablation study and qualitative evaluation to this section.

B.1. Ablation Study

Varying Durations. Figure 5 illustrates LongVU’s performance on LongViTU with varying QA durations. As the QA duration (in seconds) increases, performance steadily declines, aligning with the trend observed in VideoMME across all baseline models (Table 3). This downward trend persists across the Short, Medium, and Long subsets in both the zero-shot and SFT settings. This result is intuitive, as longer videos naturally introduce greater complexity and challenge compared to shorter ones.

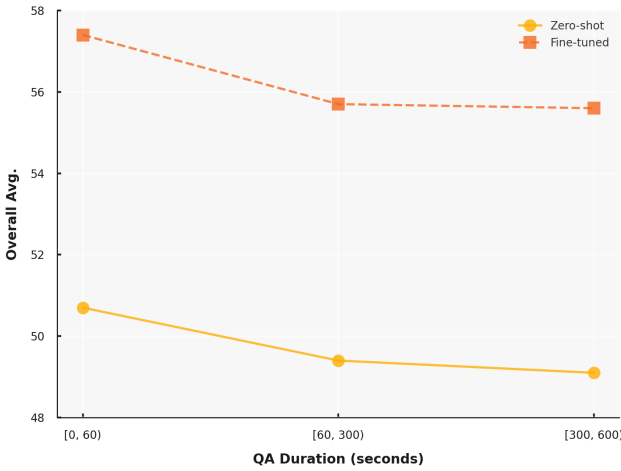


Figure 5. **Duration Ablation.** Regardless of whether in the zero-shot or fine-tuned setting on LongViTU, LongVU demonstrates a performance decline on longer subsets [300, 600) compared to shorter ones [60, 300) and [0, 60).

Training Epochs. Figure 6 illustrates that LongVU’s performance on Egoschema improves following SFT as the number of training epochs inherited from LongViTU increases. However, the performance gains gradually diminish as the epochs approach the full training scale of LongViTU, eventually stabilizing at its final performance.

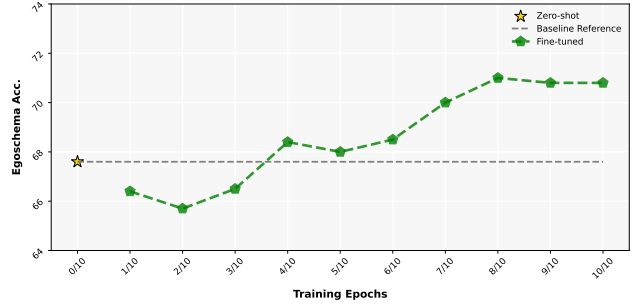


Figure 6. **Epoch Ablation.** Performance improvements during fine-tuning diminish as training epochs approach the full scale of LongViTU.

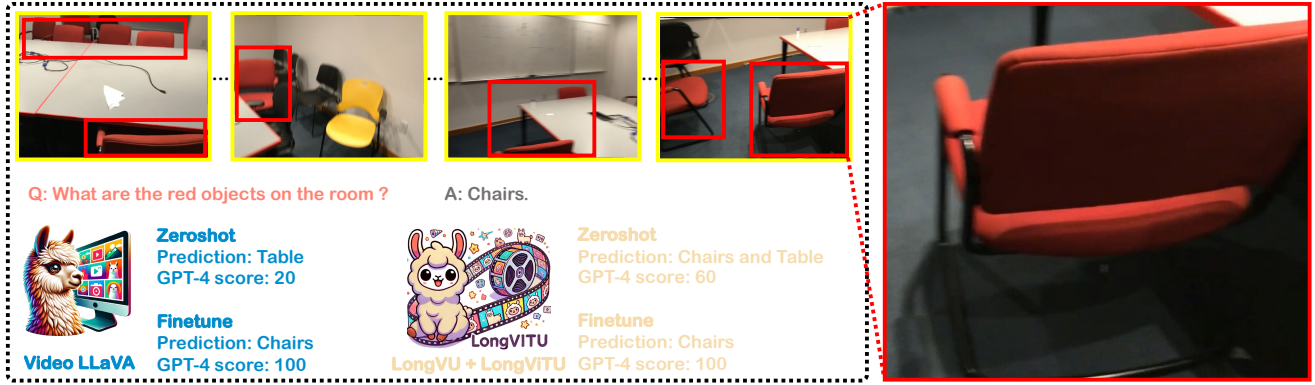
B.2. Qualitative Evaluation

To facilitate a more comprehensive qualitative analysis, we provide visualizations of various question-answering scenarios in Figure 7. Due to space constraints, these figures have been deferred to this section.

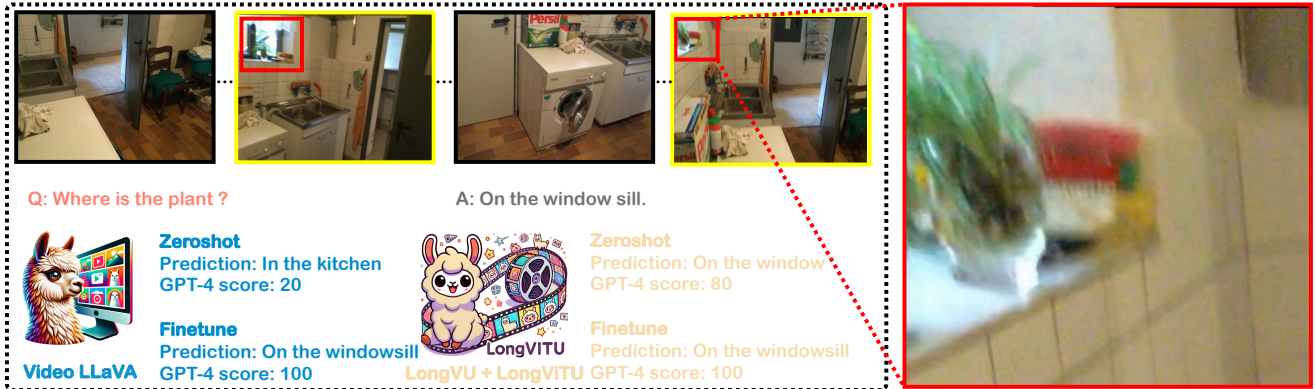
Spatial Details. As depicted in Figure 7a, the dense arrangement of multiple foreground objects in the scene led to incorrect zero-shot predictions by both Video-LLaVA and LongVU. Fine-tuning with LongViTU enabled the model to better capture fine-grained spatial features, resulting in correct answers.

Key Moments. As illustrated in Figure 7b, the fine-tuned models successfully identified the key moment, a brief appearance of “a plant on the windowsill”, and provided a precise and concise response, achieving a perfect GPT-4 score of 100. In contrast, the Video-LLaVA zero-shot model failed to capture this brief key moment.

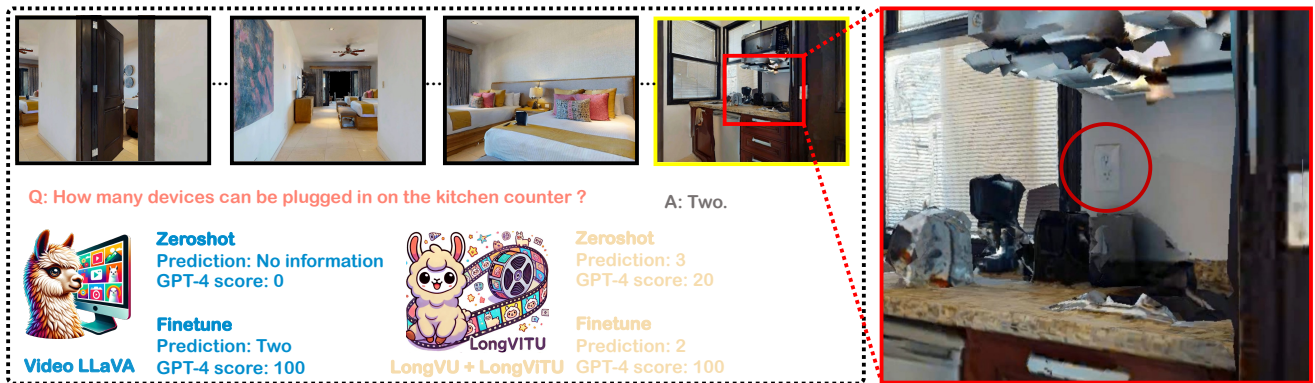
Temporal Localization. As shown in Figure 7c, both Video-LLaVA and LongVU accurately identified “two” plug-in sockets in the kitchen at the end of a long video sequence following fine-tuning. However, in the zero-shot setting, both models struggled with this task. This observation underscores the challenge of extracting spatial details from extended video sequences and highlights the contribution of LongViTU in enhancing generalization for long-form temporal localization.



(a) **Spatial Details.** The dense arrangement of multiple foreground objects in the scene led to incorrect zero-shot predictions by both Video-LLaVA and LongVU. Fine-tuning with LongViTU enabled the model to better capture fine-grained spatial features, resulting in correct answers.



(b) **Key Moments.** The fine-tuned models successfully identified the key moment, a brief appearance of "a plant on the windowsill", and provided a precise and concise response, achieving a perfect GPT-4 score of 100. In contrast, the Video-LLaVA zero-shot model failed to capture this brief key moment.



(c) **Temporal Localization.** Both Video-LLaVA and LongVU accurately identified "two" plug-in sockets in the kitchen at the end of a long video sequence following fine-tuning. However, in the zero-shot setting, both models struggled with this task. This observation underscores the challenge of extracting spatial details from extended video sequences and highlights the contribution of LongViTU in enhancing generalization for long-form temporal localization.

Figure 7. **Qualitative Results.** The yellow box indicates the key frame that contains the answer, while the red box highlights the relevant objects. For better illustration, only concise key information is presented in the predictions.

C. More Details on Building LongViTU

C.1. Hierarchical Video Tree Construction

This subsection outlines the hierarchical video tree construction process, with the details provided in [Section 2.1.1](#), and the algorithm elaborated in [Algorithm 1](#). The corresponding prompts for each stage are described in the following.

Frame Level. For dense captioning at the frame level, the "internlm-xcomposer2-v1-7b-4bit" model is employed with the following prompt:

<ImageHere>Identify each object in the image, describe their positions, and detail their appearance.

Event Level. We employ the ChatCompletion API of the "gpt-4-turbo-2024-04-09" model with the following prompt to refine event level descriptions:

Write a concise narrative in one sentence, including visual details from "Frames" that depict an "Event", do not use any unrelated information.

"Event" describes an action in a video, with "C" representing me and other letters like 'X' and 'Y' standing for different people, transform these for a smoother narrative.

"Frames" show detailed visuals and space details of objects in each moment during the "Event".

Event: {event}
Frames: {frames}

Just return narrative that summarizes the episodic memory depicted in this video, only focuses on spatial details and temporal correlations.

Narrative:

Segment Level. We utilize the ChatCompletion API of the "gpt-4-turbo-2024-04-09" model to generate segment level descriptions:

Integrate sequential event descriptions of video content into a very concise summary in one sentence, from my perspective for a smoother narrative. Each segment should capture a sequence of closely related actions, events, or scenes. Using "index" to represent the start and end of each segment, do not use any unrelated information.

Algorithm 1: Hierarchical Video Tree Construction

Require: Annotated events $Events$ in Ego4D

Ensure: Hierarchical video tree \mathcal{T}_{video}

```

1: Initialize  $\mathcal{T}_{video} = \emptyset$ ;
2: Sample frames  $Frames$  at 1 fps across annotated events;
3: for each frame  $f$  in  $Frames$  do
4:    $d_f = \text{InternLM-XComposer2}(f)$ ;
5:    $t_s^f = f.\text{timestamp}$ ;  $t_e^f = f.\text{timestamp}$ ;
6:    $Frames[f] = \langle d_f, t_s^f, t_e^f \rangle$ ;
7: end for
8: for each event  $e$  in  $Events$  do
9:   Collect frames  $\{\langle d_f, t_s^f, t_e^f \rangle\}$  within event  $e$ ;
10:   $d_e = \text{GPT-4}(\{d_f\})$ ;
11:   $t_s^e = e.\text{start}$ ;  $t_e^e = e.\text{end}$ ;
12:   $Events[e] = \langle d_e, t_s^e, t_e^e, \{\langle d_f, t_s^f, t_e^f \rangle\} \rangle$ ;
13: end for
14: Group related events into segments  $\{Segments\}$  using GPT-4;
15: for each segment  $s$  in  $Segments$  do
16:   $d_s = \text{GPT-4}(\{d_e \text{ in } s\})$ ;
17:   $t_s^s = \min\{t_s^e \text{ in } s\}$ ;  $t_e^s = \max\{t_e^e \text{ in } s\}$ ;
18:   $\mathcal{S}[s] = \langle d_s, t_s^s, t_e^s, \{Events \text{ in } s\} \rangle$ ;
19: end for
20:  $\mathcal{T}_{video} = \langle R, \{\mathcal{S}[s]\} \rangle$ ;
21: return  $\mathcal{T}_{video}$ ;

```

Step-by-step:

1. Review event descriptions and group consecutive events that are closely related into a segment.
2. For each group of events, write a brief summary.

"index" represents order of event, "event" outlines this moment.

Video Content:
{video content}

Return each segment in JSON format: "start": start index, "end": end index, "segment": brief description of video segment. Assemble all segments into a single Python list, ensuring output is neatly organized and strictly adheres to this JSON format.

Segments:

C.2. Long-Form QA Generation

QA Generation. We adopt the ChatCompletion API of the "gpt-4-turbo-2024-04-09" model to generate QA pairs on the selected sub-tree:

Task:

Construct episodic memory of video content through question-answer pairs that encapsulate spatial and temporal aspects within selected events.

Step-by-Step Instructions:

1. **Selection of Events:** Select either a single specific event or a series of interrelated events from the video content ('Memory Content'). For each selected event or sequence of events, generate question-answer pairs that reflect their spatial and temporal characteristics. Use "index" to designate the chronological order of these memory events.
2. **Creation of Question-Answer Pairs:** From the selected events, formulate questions that will be posed later in the video related to a single, specific event ('Ask Content'). These pairs should mimic a retrospective dialogue between me and an AI assistant, where I pose questions and the AI provides answers based on the video content. Reference events and segments to make dialogue more naturally narrative, avoiding direct references "index" or timestamps.
3. **Categorization of Questions:** Categorize each question under a specific type such as: Object, Attribute, Location, Action, Function, Affordance, Comparison, Relationship, Causality, Motivation, Planning, Risk, or any other category you suggest.

Output Format:

Return question-answer pairs in JSON format: "memory": [list of memory events index], "ask": event index where question is posed, "type": question type, "question": question, "answer": answer. Assemble all pairs into a single Python list, ensuring the output is neatly organized and strictly adheres to this JSON format.

Term Definitions of Video Content:

- segment: a brief summary covering a sequence of related events.
- events: multiple related events within a segment.
- index: sequential position of an event within the overall video content.
- event: spatial-temporal details associated with each moment in the video.

Memory Content:

{memory content}

Ask Content:

{ask content}

Question-Answer pairs:

C.3. Self-Revision

Self-Revision. We utilize the ChatCompletion API of the "gpt-4-turbo-2024-04-09" model to perform self-revision:

Please review and correct the following question-answer pair about video content. Simplify the pair to directly represent the core information without redundant details, ensuring the question is natural and concise, and the answer is direct and clear.

Identify the correct type of the QA pair: Object, Attribute, Location, Action, Function, Affordance, Comparison, Relationship, Causality, Motivation, Planning, Risk, or Other. Do not add or fabricate content. Remove redundant event numbers and express the event directly.

Original QA:

{original qa}

Return the Revised QA as a dict:

{"revised type": revised QA type, "revised question": revised question, "revised answer": revised answer}

Revised QA:

C.4. Evaluation Metrics

Scoring Criteria. We use the ChatCompletion API of the "gpt-4-turbo-2024-04-09" model to perform evaluation by designed scoring criteria:

As a scoring expert, your responsibility is to evaluate the accuracy of a model's response to a specific question about video content. You will be provided with the 'question' asked about the video, the 'answer' which is the correct answer based on the video, and the 'prediction' which is the model's response. Your task is to assess how accurately the model's 'prediction' answers the 'question' in relation to the 'answer'.

Question:

{question}

Answer:

{answer}

Prediction:

{prediction}

Scoring Criteria:

Level 1: The 'prediction' is unrelated to the 'question' or unintelligible, containing significant errors or irrelevant characters. Score: 0.

Level 2: The 'prediction' is completely off-topic, not reflecting the factual content of the 'answer'. Score: 20.

Level 3: The 'prediction' somewhat response the 'question' but includes errors or irrelevant details not found in the 'answer'. Score: 40. Level 4: The 'prediction' generally response the 'question' but has some inaccuracies or irrelevant details compared to the 'answer'. Score: 60.

Level 5: The 'prediction' accurately response the 'question' and is mostly consistent with the 'answer', with only minor discrepancies. Score: 80.

Level 6: The 'prediction' perfectly response the 'question' and fully aligns with the facts provided in the 'answer'. Score: 100.

Only provide the numerical score based on the criteria above without any additional commentary.

Score:

C.5. Category Definitions

To enhance Large Language Models (LLMs) in constructing episodic memory from video content, we employ a structured taxonomy for question generation. As described in [Section 2.1.2](#), the LLM assigns each generated question to an appropriate category within this taxonomy, ensuring more condensed and targeted reasoning. Below, we provide the specific definitions and examples for each category.

- **Object:** Questions identifying or referencing physical entities present in the video.
Question: What was the red object on the table?
Answer: A red coffee mug.
- **Attribute:** Questions focusing on descriptive properties (e.g., color, shape, texture, size) of objects or entities.
Question: What was unusual about the person's jacket?
Answer: It was bright yellow with reflective stripes.
- **Location:** Questions about the spatial placement of objects, characters, or events within the scene.
Question: Where was the book before it was picked up?
Answer: On the wooden shelf next to the lamp.
- **Action:** Questions regarding physical movements or activities performed by characters or objects.
Question: What did the man do after opening the door?
Answer: He walked inside and placed his bag on the table.

- **Transition:** Questions involving contrasts or similarities between objects, actions, or scenes.

Question: How did the first explosion differ from the second?

Answer: The first was small and controlled, while the second was much louder and caused debris to scatter.

- **Interaction:** Questions that explore connections between entities, including people, objects, or events.

Question: How was the old man related to the boy?

Answer: He was the boy's grandfather.

- **Causality:** Questions about cause-and-effect relationships within events.

Question: Why did the lights go out suddenly?

Answer: Because a power surge occurred.

- **Motivation:** Questions exploring the intent or reasoning behind a character's actions.

Question: Why did the thief hesitate before taking the wallet?

Answer: He noticed a security camera watching him.

- **Planning:** Questions related to future intentions or strategies within the video.

Question: What was the team's plan to escape?

Answer: They decided to climb through the air ducts.

- **Risk:** Questions that examine potential danger, hazards, or consequences of an action.

Question: What was the risk of crossing the bridge?

Answer: It was old and unstable, with missing planks.

- **Function:** Questions addressing the purpose or intended use of an object or action.

Question: Why did the character press the button?

Answer: To call the elevator.

- **Affordance:** Questions about how an object can be used or interacted with, based on its design or properties.

Question: What did the woman use the chair for?

Answer: She stood on it to reach the top shelf.

D. Implementations and Hyperparameters

The fine-tuning process for open-source models is governed by a set of key hyperparameters that influence their performance and generalization capabilities. [Table 4](#) provides a structured overview of these critical training parameters for LLaMA-VID [30], Video-LLaVA [31], LongVU [43], and LLaVA-Video [64]. Each model has been fine-tuned with distinct configurations to optimize its ability to process and understand video-based inputs effectively. Details regarding the pretraining strategies and implementation specifics of these models are anonymously available at <https://longvitu.github.io>.

Table 4. **Fine-tuning Hyperparameters.** This table presents the essential hyperparameters employed during fine-tuning for the latest mainstream open-source models, all of which have 7B parameters for a fair comparison. Parameters that are not explicitly specified adhere to the default configurations of the respective model implementations.

Hyperparameter	Value
<i>LLaMA-VID</i>	
Pretrained LLM	Vicuna-1.5-7B
Maximum sequence length	2048
Batch size	1
Gradient accumulation steps	64
Learning rate	$5e^{-6}$
Weight decay	0
Warmup ratio	0.03
Learning rate scheduler	Cosine
Image tokens per sample	2
Video frame rate (FPS)	1
<i>Video-LLaVA</i>	
Pretrained LLM	LLaMA-2-7B
Maximum sequence length	2048
Batch size	32
Gradient accumulation steps	2
Learning rate	$1e^{-5}$
Weight decay	0
Warmup ratio	0.03
Learning rate scheduler	Cosine
Image tokens per sample	256
Video frames per sample	8
<i>LongVU</i>	
Pretrained LLM	Qwen-2-7B
Maximum sequence length	8192
Batch size	32
Gradient accumulation steps	1
Learning rate	$5e^{-7}$
Weight decay	0
Warmup ratio	0.03
Learning rate scheduler	Cosine
Image tokens per sample	144
Video frame rate (FPS)	1
<i>LLaVA-Video</i>	
Pretrained LLM	Qwen-2-7B
Maximum sequence length	32768
Batch size	1
Gradient accumulation steps	1
Learning rate	$1e^{-7}$
Vision tower learning rate	$2e^{-8}$
Weight decay	0
Warmup ratio	0.03
Learning rate scheduler	Cosine
Image tokens per sample	196
Video frames per sample	64

E. Related Work

Large Language Models. Large language models (LLMs), including InstructGPT [37], GPT-4 [1], LLaMA [47], and LLaMA-2 [48], have demonstrated remarkable capabilities in text processing and large-scale dataset generation. These models convert multimodal inputs into structured textual representations, which can then be used to prompt GPT-4 for multimodal data synthesis.

Instruction Tuning. LLaVA [33] pioneered the use of foundational vision models to generate image captions and detect bounding boxes, which were subsequently processed by ChatGPT or GPT-4 to create image-based QA datasets. Building upon this, approaches such as Bongard-OpenWorld [52], Video-LLaVA [31], and VideoChat [28] extended these techniques to video-based QA. By sampling multiple frames from videos and applying LLaVA’s methodology, these methods generate structured video QA datasets using frame-wise descriptions, object categories, and attributes. However, the redundancy in frame-based descriptions, coupled with the input length constraints of LLMs, limits the number of frames that can be processed, thereby reducing dataset comprehensiveness.

Long-Context Language Models. Despite advances in long-context LLMs [45], including GPT-4-turbo, ChatGLM [18], Baichuan2 [56], and InternLM2 [6], these models exhibit significant performance degradation when processing extended and intricate texts. They struggle to manage the redundancy and structural disorganization inherent in detailed video descriptions, limiting their effectiveness in generating video QA. Unlike static images, video understanding requires modeling temporal dynamics, making event correlation essential. However, existing frame-based approaches fail to capture this aspect adequately, often resulting in shallow QA generation confined to frame-level analysis.

Long-Form Video Understanding. Instruction tuning within the LLaVA paradigm [33] has proven effective for multimodal tasks such as captioning [8] and visual question answering (VQA) [2–4, 12, 20, 27, 38, 46, 51, 57]. While these methods perform well on images and short videos, they face significant challenges when applied to long-form videos [31, 34, 44, 49, 61, 63]. A primary bottleneck arises from the large number of visual tokens produced by encoders—ranging from 576 to 2880 tokens per image in models like LLaVA-NeXT [32]—which quickly exceed the context window limits of LLMs as the number of frames increases. To address this, recent methods employ resampling techniques to reduce visual tokens before feeding them into LLMs [5, 10, 27, 30]. However, such reductions often degrade visual representations, leading to performance deterioration. Alternative strategies, including advanced token pruning and feature merging, offer promising solutions [9, 23, 42, 67]. Notably, recent models such as VideoLLM Online [7], LongVILA [55], LLaVA-OV [26],


LongVA [63], and LongVU [43] represent significant advancements in addressing these limitations and enhancing long-form video understanding.

F. More LongViTU Examples

The following presents more examples of the detailed categorization of LongViTU.



(a) **Spatiotemporal Understanding.** This subfigure presents examples for four subcategories within Spatialtemporal Understanding, including Object, Attribute, Location, Action.



(b) **Episodic Reasoning.** This subfigure presents examples for four subcategories within Episodic Reasoning, including Transition, Interaction, Causality, Motivation.



(c) **Commonsense Inference.** This subfigure presents examples for four subcategories within Commonsense Inference, including Planning, Risk, Function, Affordance.

Figure 8. **LongViTU Examples.** For better illustration, only concise key information is presented in the predictions.