

SMIR: EFFICIENT SYNTHETIC DATA PIPELINE TO IMPROVE MULTI-IMAGE REASONING

Andrew Li^{1*} Rahul Thapa^{2†} Rahul Chalamala^{3†} Qingyang Wu
 Kezhen Chen James Zou²

Together AI ¹University of California, Berkeley ²Stanford University ³Caltech

ABSTRACT

Vision-Language Models (VLMs) have shown strong performance in understanding single images, aided by numerous high-quality instruction datasets. However, multi-image reasoning tasks are still under-explored in the open-source community due to two main challenges: (1) scaling datasets with multiple correlated images and complex reasoning instructions is resource-intensive and maintaining quality is difficult, and (2) there is a lack of robust evaluation benchmarks for multi-image tasks. To address these issues, we introduce SMIR, an efficient synthetic data-generation pipeline for multi-image reasoning, and a high-quality dataset generated using this pipeline. Our pipeline efficiently extracts highly correlated images using multimodal embeddings, combining visual and descriptive information and leverages open-source LLMs to generate quality instructions. Using this pipeline, we generated 160K synthetic training samples, offering a cost-effective alternative to expensive closed-source solutions. Additionally, we present SMIR-BENCH, a novel multi-image reasoning evaluation benchmark comprising 200 diverse examples across 7 complex multi-image reasoning tasks. SMIR-BENCH is multi-turn and utilizes a VLM judge to evaluate free-form responses, providing a comprehensive assessment of model expressiveness and reasoning capability across modalities. We demonstrate the effectiveness of SMIR dataset by fine-tuning several open-source VLMs and evaluating their performance on SMIR-BENCH. Our results show that models trained on our dataset outperform baseline models in multi-image reasoning tasks up to 8% with a much more scalable data pipeline. Our codebase is available at <https://github.com/togethercomputer/SMiR>.

1 INTRODUCTION

Vision-Language Models (VLMs) have shown impressive capabilities in tasks involving single images, particularly open-source models that have benefited from high-quality instruction datasets (Laurençon et al., 2024b; Zhang et al., 2023; Xu et al., 2022). However, in multi-image tasks, such as comparing or analyzing relationships between multiple images, the performance of open-source VLMs (Liu et al., 2024b;a; Li et al., 2024a; Awadalla et al., 2023; Yao et al., 2024; Wang et al., 2023b) significantly lags behind that of their closed-source counterparts like GPT-4 (Achiam et al., 2023), Claude 3.5 Sonnet (Anthropic, 2024a), Claude 3 (Anthropic, 2024b), and Gemini 1.5 (Reid et al., 2024).

While we do not have full visibility into how open-source models are trained, a reasonable assumption for their underperformance in multi-image reasoning tasks is the advantage closed-source models have in terms of training datasets. Closed-source developers likely benefit from access to large, high-quality datasets, which are critical for training advanced models capable of reasoning across multiple images. In contrast, open-source models may face limitations in accessing or constructing datasets that are specifically tailored to these tasks, which impacts their overall performance.

One major challenge lies in collecting and curating large-scale datasets with highly correlated images. Identifying meaningful connections between images requires vast amounts of data and sophis-

*Corresponding author: andrewli2403@berkeley.edu. Work done during internship at Together AI.

†Equal Contribution.

licated algorithms, which most multi-image instruction-tuning datasets lack. For example, MANTIS (Jiang et al., 2024) often pairs unrelated images in the same reasoning task, unintentionally simplifying the challenge. Consider a question like: **Compare the behaviors and characteristics shown in these images. How do they demonstrate different aspects of survival and adaptation?** Previous methods may match it with a relevant image of a dog alongside completely unrelated images like a drone hovering in the air and shipping containers at a port. While the question naturally applies to analyzing an animal’s behavioral adaptations, its pairing with technological and industrial objects (drones, logistics, etc.) forces superficial comparisons that dilute the biological focus of the inquiry. This makes the task easier, as the unrelated items can only be discussed through loose metaphorical connections to survival and adaptation.

'Which image feature animals and also include text describing characteristics or roles associated with them?'
 Image 1 features Australian Cattle Dogs with the text "Gotta love Cattle Dogs" which implies affection for the breed, and Image 6 presents a tarot card titled "Dog Pisces" with descriptive traits like...

If you were to create a film about a global technology revolution and needed a promotional poster merging elements from two images, which images would you choose and what elements would you integrate?
 I would choose elements from Image 2, which presents a futuristic world with an electrified map, and Image 3, which features a gray drone with cameras. The poster could have the electrified map as the background...

'Which image best represents a moment of serenity and solitude, and why?'
 Image 1 best represents a moment of serenity and solitude. The image features a black buffalo partially submerged in calm water, with its eyes gently closed... The presence of yellow flowers in the distance adds a touch of color...
 ...

What is the common thread among the subjects in the images, and how do their environments contribute to the overall mood?
 The common thread among the subjects in the images is that they are all animals in their natural habitats. The environments in each image contribute to the overall mood by creating a sense of tranquility and peacefulness...

Figure 1: Comparison of top (example of MANTIS dataset sharept4v-pt_125, which can have a data sample with animals, but are concatenated together with unrelated images) vs. bottom (SMiR dataset where related images are together) for multi-image reasoning.

In contrast, comparing related images—like a series of different animals in their natural habitats—demands a deeper understanding of predator behavior and ecological adaptation. Here, the task requires a more nuanced comparison of hunting techniques, territorial behaviors, and social structures within the same family of species. MMDU-45K (Liu et al., 2024e) attempts to address this by clustering image captions and category tags, but it overlooks the crucial visual relationships. These shortcomings highlight the need for datasets with truly correlated images to foster complex multi-image reasoning tasks that better reflect real-world analytical challenges.

Second, scaling up the number of highly correlated images presents significant challenges. Existing datasets such as MANTIS, MMDU-45K, and MultiInstruct (Xu et al., 2022) require extensive human curation and annotation, resulting in a labor-intensive and time-consuming process. To minimize human effort, researchers have leveraged GPT-4 family models (Peng et al., 2023; Wang et al., 2023a) to generate synthetic datasets—including MMInstruct (Liu et al., 2024d), Multimodal ArXiv

(Li et al., 2024b), MIMIC-IT (Li et al., 2023a), StableLLaVA-Instruct (Li et al., 2023c), and SVIT-Instruct (Zhao et al., 2023). However, this method proves expensive and difficult to scale effectively.

Third, evaluating multi-image reasoning is challenging due to the limitations of traditional assessment methods. Multiple-choice formats, used in previous multi-image reasoning benchmarks (Meng et al., 2024; Fu et al., 2024; Wang et al., 2024a; Yue et al., 2024), fail to capture the nuanced reasoning process and justifications behind a model’s answers. This is problematic because models can achieve similar performance on multiple-choice tasks while having vastly different reasoning capabilities. In contrast, free-form responses allow models to demonstrate their thought processes, providing a more comprehensive evaluation of their true reasoning abilities and distinguishing between models that rely on superficial pattern matching and those with a deeper understanding.

To address these challenges, we propose a synthetic data generation pipeline, SMIR, for multi-image reasoning, along with a human-annotated evaluation benchmark, SMIR-BENCH. SMIR generates correlated and challenging multi-image reasoning questions, while SMIR-BENCH evaluates models using free-response tasks in complex multi-image scenarios.

Our contributions are as follows:

- We present SMIR, a pipeline for multi-image instruction tuning. To construct SMIR, we apply existing algorithms in a novel way to collect multiple images with high correlation. Our approach combines cluster sampling for data quality robustness and graph iteration sampling for diversity. Both algorithms leverage multimodal embeddings that integrate image and caption information to effectively group correlated images, enabling challenging multi-image instruction tuning scenarios.
- We develop a scalable synthetic multimodal data generation pipeline that leverages open-source LLMs such as Meta Llama 3.1 70B Instruct Turbo (Dubey et al., 2024). This approach eliminates the need for expensive closed-source models, reducing costs by up to 50 times and increasing speed by up to 10 times (Kirkovska, 2024), while significantly minimizing human annotation efforts.
- We present a new multimodal evaluation benchmark that uses multi-turn interactions and free-form responses to assess both final answers and reasoning processes in complex multi-image tasks. The evaluation is conducted pairwise, directly comparing model performances. Using reference answers from GPT-4-Turbo and other open-source models as baselines, we observe up to an 8% improvement in win rate for instruction-tuned models trained on the SMIR dataset.

2 RELATED WORKS

Vision Language Models We focus on instruction tuning Vision-Language Models (VLMs) that utilize a pretrained Large Language Model (LLM) backbone because this approach is cost-effective and more accessible for the open-source community. Since the backbone responsible for language understanding is already trained, the overall training process becomes simpler and requires fewer resources. Our primary task involves aligning the vision encoder—typically architectures like Vision Transformer (ViT) (Dosovitskiy, 2020), SigLIP (Zhai et al., 2023), or CLIP (Radford et al., 2021)—with the LLM backbone. This alignment is facilitated through linear layers that connect the vision encoder to the backbone, enabling the integration of visual and textual information. For instance, BLIP-2 (Li et al., 2023b) uses OPT (Zhang et al., 2022) and FLAN-T5 (Chung et al., 2022) as backbones, MiniGPT-4 (Zhu et al., 2023) utilizes Vicuna (Chiang et al., 2023), and Qwen-2-VL (Wang et al., 2024b) employs Qwen-2-1.5B (Yang et al., 2024) as the language backbone. In this paper, we focus on creating a high-quality multi-image reasoning dataset for instruction tuning instead of large-scale interleaved pretraining datasets like OBELICS (Laurençon et al., 2024a), MINT-1T (Awadalla et al., 2024), and LAION-5B (Schuhmann et al., 2022).

Multi-Image Reasoning Data Recent advancements in multi-image reasoning instruction tuning datasets include MANTIS (Jiang et al., 2024) and MMDU-45K (Liu et al., 2024e), both aiming to improve reasoning capabilities in VLMs. However, these datasets have limitations in their approaches. MANTIS randomly concatenates single image pairs from LLaVA-665k (Liu et al., 2024a), which often results in uncorrelated images within multi-image scenarios, potentially undermining

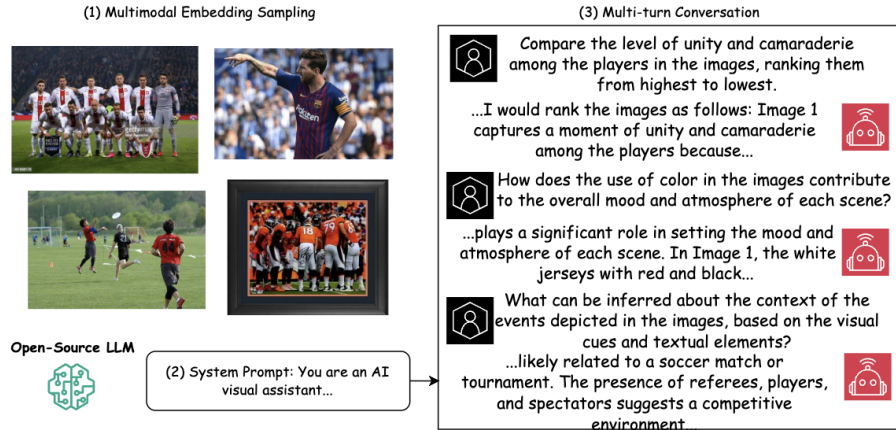


Figure 2: Our end-to-end pipeline: from sampling and LLM prompting to conversation generation. The example conversation is based on a sports scenario, demonstrating the pipeline’s ability to generate contextually relevant multi-turn dialogues.

the complexity of reasoning tasks. MMDU-45K attempts to address this issue by utilizing sentence transformers (Reimers, 2019) with description text and clustering techniques to group related images, but does not consider visual components. The dataset is then further enhanced, assisted by GPT-4 to generate comprehensive answers for the grouped images. Building upon these efforts, SMiR introduces a novel approach that leverages both vital visual and caption information to ensure highly correlated images within multi-image sets with the use of open-source LLMs. These scalable methods leads to the generation of more challenging questions that require deeper analysis and understanding of visual relationships, pushing the boundaries of multi-image reasoning capabilities in VLMs.

Datasets	Multimodal Embedding	Correlated Images	No Human-Annotation	Open-Source LLM
Mantis	✗	✗	✗	✗
MMDU	✗	✓	✗	✗
SMiR	✓	✓	✓	✓

Table 1: Comparison of datasets highlighting key characteristics and methodologies.

Multi-Image Reasoning Benchmarks Recent VLM benchmarks (Chiang et al., 2024; Lin et al., 2024; Liu et al., 2024c) have made strides by incorporating free-response evaluations, marking a significant improvement over traditional multiple-choice formats. However, these benchmarks still lack a comprehensive approach that combines automatic, multi-turn, and pairwise evaluation capabilities. Our benchmark addresses this gap, drawing inspiration from Auto-Hard-Auto v0.1 (Li et al., 2024c). We have adapted and expanded this framework to enable robust multimodal evaluation, providing a more holistic assessment of VLM performance across complex, multi-image reasoning tasks. This approach allows for a deeper analysis of both the final answers and the underlying reasoning processes employed by VLMs in real-world SMiR-BENCH scenarios.

3 SMiR: SYNTHETIC MULTI-IMAGE REASONING DATA PIPELINE

SMiR pipeline efficiently generates complex multi-image reasoning data through a carefully designed methodology that reflects key design considerations and trade-offs. Starting with a large-scale image-caption dataset D containing N image-caption pairs $(I_i, C_i)_{i=1}^N$, SMiR first constructs multimodal embeddings for each pair. Then, grouping algorithms identify correlations between these embeddings. Finally, open-source LLMs are used to generate complex question-answer pairs

based on the sampled correlations. In the following subsections, we describe our approach’s core components—the construction of multimodal embeddings, grouping algorithms, and synthetic data generation implementation—while examining the critical design decisions behind our sampling algorithms, prompts, and data sources that shaped the final SMIR dataset.

3.1 MULTIMODAL EMBEDDING CONSTRUCTION

While embedding-based approaches have been used before to capture relationships between images and text, relying solely on either image or caption embeddings limits our ability to fully understand the connections between visual content and descriptive text. A more comprehensive approach requires incorporating both contexts simultaneously.

To address this, we developed a method that combines image and caption information into a single multimodal embedding. Our approach utilizes SigLIP or CLIP embeddings for the images, combined with corresponding caption embeddings. We formulated the multimodal embedding as follows:

$$E_{multimodal} = E_{image} + c \cdot E_{caption} \tag{1}$$

where $E_{multimodal}$ is the multimodal embedding, E_{image} is the image embedding, and $E_{caption}$ is the caption embedding. The constant c adjusts the weight of the caption embedding. This value is determined empirically through human evaluation of a small sample of generated questions. For the ShareGPT4V dataset (Chen et al., 2023), $c = 0.2$ worked well, though this parameter may vary for different datasets depending on their quality and the descriptiveness of their captions to achieve optimal results.

This multimodal approach allows us to capture nuanced relationships between visual content and descriptive text, enhancing our ability to identify and group correlated images effectively. After constructing the multimodal embeddings, we applied UMAP (McInnes et al., 2018) to reduce the dimensionality of the vectors, projecting them into a lower-dimensional space for more efficient analysis and visualization, while preserving the essential structure of the data.

3.2 GROUPING IMAGES

We present two novel algorithms, Greedy Cluster Matching and Random Sampling with Iteration, designed to group correlated images prior to leveraging an open-source Large Language Model (LLM) for synthetic data generation in multi-image reasoning tasks. The emphasis on correlated images is crucial, as it facilitates challenging multi-image reasoning scenarios. These scenarios require the model to identify intricate relationships and differentiate between visually similar scenes, thus enhancing the complexity and realism of the reasoning process.

Greedy Cluster Matching After employing HDBSCAN (Malzer & Baum, 2020), a density-based clustering algorithm, to group the SigLIP and CLIP multimodal embeddings into coherent clusters, we developed a greedy algorithm to establish meaningful relationships between the two embedding spaces. Given cluster sets $C_S = \{S_1, \dots, S_m\}$ from SigLIP and $C_C = \{C_1, \dots, C_n\}$ from CLIP embeddings, the algorithm:

- 1) Orders clusters by size in descending order
- 2) Iteratively selects the largest remaining cluster $X_{max} = \arg \max_{X \in C_S \cup C_C} |X|$
- 3) For the selected cluster, finds its best match Y_{best} from the other embedding space using: $Y_{best} = \arg \max_Y \frac{|X_{max} \cap Y|}{|X_{max}| + |Y|}$

This process continues until all clusters are matched or one set is exhausted, demonstrating high efficacy in producing quality image-caption pairs through dual-embedding validation. The score function, which measures overlap normalized by average cluster size, ensures each cluster corresponds to a semantically similar cluster from the other model. The detailed steps of this algorithm and pseudocode are presented in Figure 3 and Algorithm 1 (Appendix A.1).

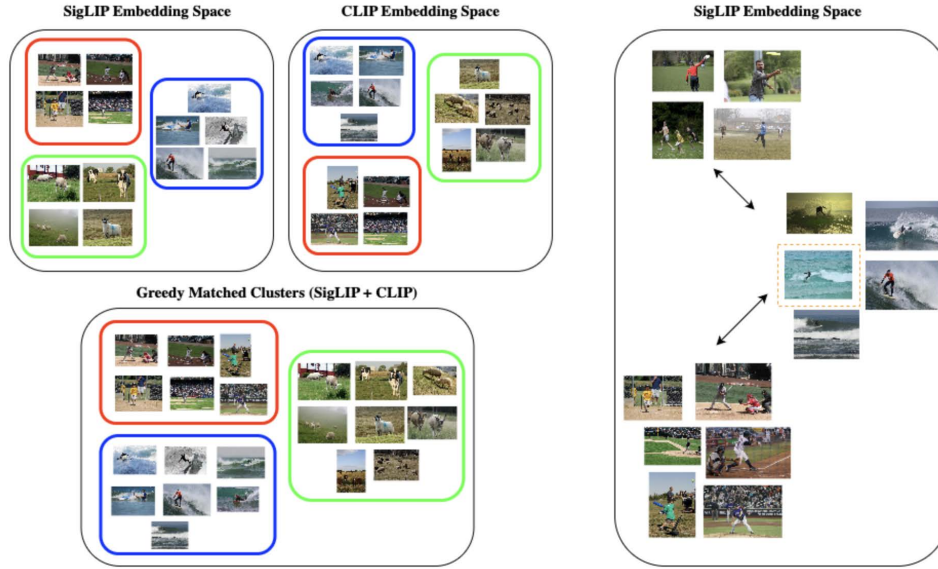


Figure 3: Left: Cluster Matching from Different Embedding Spaces, where images are sampled only from the union of clusters with the same color. Right: Sampling based on embedding distance for increased diversity from initial image (orange), where all images are considered within a single question.

While this approach effectively leverages both embedding models to confirm spatial relationships and associated semantic meanings, with images matched within clusters being corroborated by two independent embedding models, it has a notable limitation: sampling confined to matched clusters can lead to overly specialized image subjects, such as clustering only sheep-related images rather than diverse animal scenes, as demonstrated in Figure 6 (Appendix B.1). This specialization occurs because sampling is restricted to a single matched cluster, potentially limiting the diversity of selected images.

Random Sampling with Iteration To address the limitations of cluster-confined sampling and transcend individual cluster boundaries, we developed Random Sampling with Iteration as our preferred solution. This method generates more generalized image subjects while maintaining semantic relationships through an iterative sampling approach. Given a set of embeddings $X = \{x_1, \dots, x_n\}$, the algorithm:

- 1) Randomly selects an initial embedding index and initializes the selected set S
- 2) For each subsequent selection until reaching N samples, computes a probability distribution over remaining embeddings based on: $p(x_j) \propto \frac{1}{\sum_{u \in S} \|x_j - x_u\|^{k+\epsilon}}$, where $x_j \in X \setminus S$
- 3) Samples the next embedding according to this distribution, favoring points with smaller cumulative distances

Here, k (default: 12) controls the emphasis on proximity - higher values more strongly favor nearby points by amplifying the differences in the distance calculations. The flexibility of this random vector sampling approach enables drawing from semantically related regions of the embedding space, while maintaining some randomness through probabilistic selection. This contributes to a more coherent dataset while still allowing for sufficient variety in the samples. For example, as shown in Figure 7 (Appendix B.2), this approach successfully samples related animal images while maintaining semantic coherence, in contrast to the disconnected clusters seen earlier. The detailed steps of this algorithm and pseudocode are presented in Figure 3 and Algorithm 2 (Appendix A.2).

Table 2: SMiR Dataset Statistics

Metric	Value
Number of Samples	160,000
Maximum Number of Turns	24
Minimum Number of Turns	2
Average Number of Turns	9.65
Average Number of Images	4.65
Average User Tokens	25.51
Average Assistant Tokens	124.32
Open-Source LLM	Meta Llama 3.1 70B Turbo

By assembling related images before prompting the LLM, we create a more coherent and contextually rich input, enabling the model to generate more nuanced and relevant synthetic data for multi-image reasoning tasks.

3.3 IMPLEMENTATION

Our implementation of the SMiR dataset construction builds upon this approach of leveraging grouped images. After sampling correlated image-caption pairs, we developed a synthetic data generation process that incorporates these captions into system prompts for an open-source LLM. We specifically chose Meta Llama 3.1 70B Turbo for its significant efficiency advantages—up to 50 times cheaper and 10 times faster compared to GPT-4 (Kirkovska, 2024). This process generates complex multi-turn conversations between User and Assistant as seen in Table 2, with questions tailored to the selected images, as shown in Figure 6 and Figure 7 (Appendix B).

Our implementation employs two distinct types of system prompts to effectively capture different aspects of visual reasoning. The first type focuses on shorter visual questions, often involving OCR tasks, while the second addresses longer reasoning questions requiring in-depth analysis. To effectively capture the nuances of both complex reasoning scenarios and straightforward visual comprehension tasks, we developed separate, tailored prompts for each question type. These prompts were inspired by the methodologies of LLaVA (Liu et al., 2024b) and Chain-of-Thought (Wei et al., 2022), designed to generate multi-turn conversations that enhance the complexity and depth of interactions in our dataset. The detailed implementations of short-form prompts for visual tasks and long-form prompts for extended reasoning are presented in Appendices C.1 and C.2, respectively.

For the data source, we leveraged ShareGPT4V (Chen et al., 2023), an open-source dataset that combines data from LLaVA-Instruct (Liu et al., 2024a) and COCO (Lin et al., 2014). ShareGPT4V was initially developed using 100,000 captions generated by GPT4-Vision and subsequently expanded to 1.2 million image-caption pairs through an improved caption model, maintaining both quality and scale throughout the expansion process. To ensure diversity in our synthetic data, we processed the dataset in batches of 20,000 images, generating 5,000 synthetic conversations per batch. Each synthetic conversation contains an average of 4.65 images, and in total, we used 640,000 image-caption pairs to produce 160,000 synthetic conversations. We employed a vector sampling algorithm in conjunction with our long question prompts, with the primary objective of generating questions that were not only diverse but also challenged multi-step reasoning capabilities through multi-turn interactions. The modular design of our implementation allows for easy adaptation to other data resources in future applications.

4 MULTI-IMAGE BENCHMARK

We create questions that challenge Vision Language Models (VLMs) to reason over multiple related images, analyze relationships, and derive meaning from series of images. The diverse range of tasks in this benchmark pushes the boundaries of multimodal understanding, requiring sophisticated analysis and interpretation across various visual contexts. Our benchmark compels models to provide detailed explanations for complex visual tasks, going beyond simple multiple-choice answers to demonstrate advanced reasoning capabilities. We implement an open-ended questionnaire with a

judge model that evaluates responses in a pairwise structure, enabling relative comparisons between models and highlighting subtle differences in their ability to handle complex multi-image reasoning tasks.

4.1 BENCHMARK OVERVIEW

To address these challenges, we developed SMIR-BENCH, a multi-turn benchmark consisting of 200 examples across seven diverse topics. These topics include:

- Bird: identifying species and reasoning over distinguishing features
- Matching: pairing photos based on visual cues
- Object Character Recognition (OCR): reading and reasoning about academic texts
- Pattern: identifying visual task patterns
- Ranking: ordering everyday objects based on preferences
- Storytelling: narrating based on image sequences, as shown in Figure 4
- Visual: finding connections between images

The benchmark was curated collaboratively by a human annotator and GPT-4, utilizing images from the internet and the Shot2Story dataset (Han et al., 2023).

4.2 EVALUATION METHODOLOGY

SMIR-BENCH extends the Auto-Hard-Auto v0.1 (Li et al., 2024c) framework to the multimodal domain. The evaluation process begins with all models completing the benchmark tasks. Subsequently, one model is selected as the baseline, and a GPT-4o judge conducts pairwise comparisons between the baseline model’s responses and those of every other model. For each comparison, the judge evaluates responses on helpfulness, relevance, and conciseness. The judge’s assessments result in comparative rankings between two models (represented as A and B), such as $A \gg B$ (A significantly better than B), $A > B$ (A better than B), $A = B$ (A equal to B), or their inverses. Based on these pairwise comparisons and confidence levels, the framework generates an overall ranking of all models. This comprehensive approach enables a multi-turn, automatic, and challenging evaluation process, providing a nuanced assessment of model performance in multimodal tasks. By leveraging pairwise comparisons and confidence levels, it offers a clear view of how models perform relative to each other, complete with statistical reliability measures.

4.3 RESULTS

To evaluate the effectiveness of our SMIR dataset, we finetune popular open-source VLMs and assess their performance on SMIR-BENCH. Our experiments demonstrate significant improvements, with finetuned models achieving up to 8% better performance compared to their base versions.

4.4 EXPERIMENTS

For our evaluation, we begin with two pre-trained models: Mantis-8B-siglip-llama3-pretrained (Jiang et al., 2024) and idefics-8b (Laurençon et al., 2024b). The first model combines a Llama-3-8B backbone with a SIGLIP encoder and is pretrained on CC3M (Gan et al., 2022). The second uses a Mistral-7B-v0.1 backbone with a perceiver (Jaegle et al., 2021) and MLP projection, pretrained on OBELICS. Both models were initially instruction-tuned on MANTIS-Instruct (721K examples) to create Mantis-8B-siglip-llama3 and Mantis-8B-Idefics2.

We then finetune these same pre-trained models on our SMIR dataset to create **SMIR-8B-SIGLIP-LLAMA3-160** (trained on 160K examples) and **SMIR-8B-IDEFICS2-100** (trained on 100K examples). To evaluate performance, we conduct pairwise comparisons using GPT-4 as a judge model against three specific baselines: GPT-4-Turbo to assess our models against a closed-source solution (Table 3), Mantis-8B-siglip-llama3 to evaluate **SMIR-8B-SIGLIP-LLAMA3-160** (Table 4), and Mantis-8B-Idefics2 to compare with **SMIR-8B-IDEFICS2-100** (Table 5). Remarkably, our SMIR-tuned models outperform their MANTIS-tuned counterparts despite being trained on a significantly

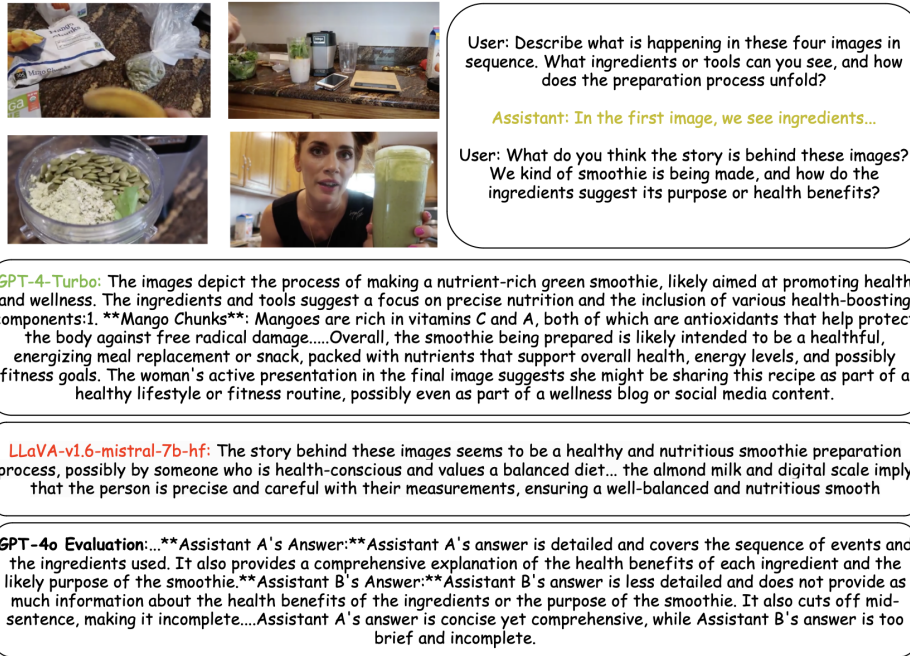


Figure 4: Evaluation Benchmark (Storytelling) Using GPT-4o as Judge

Table 3: SMiR-BENCH Scores with GPT-4-Turbo Baseline

Model Name	SMiR-BENCH	Δ	95% CI	Average Tokens
Claude-3.5-Sonnet-20240620	54.2	–	(-4.0, 4.3)	362
GPT-4-Turbo	50.0	–	(0.0, 0.0)	359
Gemini-1.5-Pro	49.5	–	(-4.3, 4.5)	361
GPT-4o	46.3	–	(-4.0, 4.5)	316
Claude-3-Opus-20240229	34.4	–	(-4.6, 4.4)	321
SMiR-8B-SIGLIP-LLAMA3-160	5.0	+8%	(-2.2, 2.7)	183
Mantis-8B-siglip-llama3	4.2	–	(-1.2, 2.2)	146
SMiR-8B-IDEFICS2-100	4.5	+1.3%	(-1.3, 1.4)	157
Mantis-8B-Idefics2	3.2	–	(-1.2, 1.2)	171
Idefics2-8B	2.5	–	(-1.0, 1.2)	118
Mantis-8B-siglip-llama3-pretrained	1.3	–	(-.8, .7)	207
LLaVA-v1.6-mistral-7b-hf	1.1	–	(-.7, .7)	317

smaller dataset. These results demonstrate the effectiveness of our SMiR dataset for finetuning, showing consistent performance improvements across all evaluation scenarios.

Table 4: SMiR-BENCH Scores with Mantis-8B-siglip-llama3 Baseline

Model Name	SMiR-BENCH	Δ	95% CI	Average Tokens
Claude-3-Opus-20240229	97.4	–	(-1.3, 1.0)	321
Claude-3-5-Sonnet-20240620	97.1	–	(-1.3, 1.2)	362
GPT-4-Turbo	96.4	–	(-1.8, 1.0)	359
Gemini-1.5-Pro	96.3	–	(-1.3, 1.3)	361
GPT-4o	91.5	–	(-2.4, 1.8)	316
SMiR-8B-SIGLIP-LLAMA3-160	58.1	+8.1%	(-4.6, 5.3)	156
Mantis-8B-siglip-llama3	50.0	–	(0.0, 0.0)	146
LLaVA-v1.6-Mistral-7B-HF	15.8	–	(-2.4, 3.1)	317
Mantis-8B-siglip-llama3-pretraind	8.7	–	(-2.1, 2.1)	207

Table 5: SMiR-BENCH Scores with Mantis-8B-Idefics2 Baseline

Model Name	SMiR-BENCH	Δ	95% CI	Average Tokens
Claude-3-Opus-20240229	98.1	–	(-1.2, 0.9)	321
Claude-3-5-Sonnet-20240620	98.1	–	(-1.1, 1.1)	362
Gemini-1.5-Pro	97.5	–	(-1.1, 0.9)	361
GPT-4-Turbo	95.9	–	(-1.5, 1.6)	359
GPT-4o	94.5	–	(-1.6, 1.5)	316
SMiR-8B-IDEFICS2-100	58.0	+8.0%	(-5.3, 3.9)	157
Mantis-8B-Idefics2	50.0	–	(0.0, 0.0)	171
Idefics2-8B	29.7	–	(-3.7, 4.4)	118
LLaVA-v1.6-Mistral-7B-HF	16.7	–	(-3.4, 3.0)	317

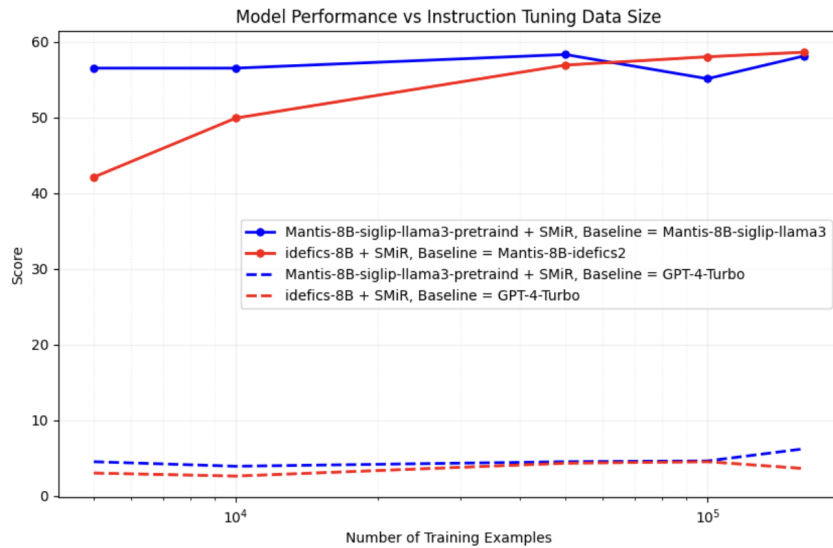


Figure 5: SMiR Dataset Size vs. Benchmark Score

5 CONCLUSION

This paper introduces a synthetic data pipeline designed to enhance multi-image reasoning capabilities on open-source VLMs. By leveraging multimodal embeddings and grouping algorithms, the pipeline generates high-quality synthetic multi-image reasoning instruction tuning data. The

approach yields up to 8% improvement on SMIR-BENCH for popular open-source models, demonstrating the significant potential of synthetic data in advancing open-source VLM models.

Limitations Our methods have several limitations. Random sampling with iteration is time-intensive due to the need for recalculating distance embeddings for each new image sampled. Further investigation is needed to determine the scalability of our synthetic data. Future research should focus on developing more time-efficient algorithms and optimizing data mixtures.

Broader Impact This paper introduces a method for generating high-quality, cost-effective data for VLMs, addressing the growing challenge of data scarcity. By advancing these open-source techniques, we contribute to narrowing the performance gap between open and closed-source models, promoting more accessible and powerful multimodal AI.

REFERENCES

- Josh Achiam, Steven Adler, Sandhini Agarwal, Lama Ahmad, Ilge Akkaya, Florencia Leoni Aleman, Diogo Almeida, Janko Altenschmidt, Sam Altman, Shyamal Anadkat, et al. Gpt-4 technical report. *arXiv preprint arXiv:2303.08774*, 2023.
- Anthropic. Claude 3.5 sonnet model card addendum, 2024a. URL <https://www.anthropic.com/model-card/claude-3-5-sonnet-addendum>. Accessed: 2024-09-30.
- Anthropic. Claude 3 model card, 2024b. URL <https://www.anthropic.com/model-card/claude-3>. Accessed: 2024-09-30.
- Anas Awadalla, Irena Gao, Josh Gardner, Jack Hessel, Yusuf Hanafy, Wanrong Zhu, Kalyani Marathe, Yonatan Bitton, Samir Gadre, Shiori Sagawa, Jenia Jitsev, Simon Kornblith, Pang Wei Koh, Gabriel Ilharco, Mitchell Wortsman, and Ludwig Schmidt. Openflamingo: An open-source framework for training large autoregressive vision-language models. *arXiv preprint arXiv:2308.01390*, 2023.
- Anas Awadalla, Le Xue, Oscar Lo, Manli Shu, Hannah Lee, Etash Kumar Guha, Matt Jordan, Sheng Shen, Mohamed Awadalla, Silvio Savarese, et al. Mint-1t: Scaling open-source multimodal data by 10x: A multimodal dataset with one trillion tokens. *arXiv preprint arXiv:2406.11271*, 2024.
- Lin Chen, Jisong Li, Xiaoyi Dong, Pan Zhang, Conghui He, Jiaqi Wang, Feng Zhao, and Dahua Lin. Sharegpt4v: Improving large multi-modal models with better captions. *arXiv preprint arXiv:2311.12793*, 2023.
- Wei-Lin Chiang, Zhuohan Li, Zi Lin, Ying Sheng, Zhanghao Wu, Hao Zhang, Lianmin Zheng, Siyuan Zhuang, Yonghao Zhuang, Joseph E. Gonzalez, Ion Stoica, and Eric P. Xing. Vicuna: An open-source chatbot impressing gpt-4 with 90%* chatgpt quality, March 2023. URL <https://lmsys.org/blog/2023-03-30-vicuna/>.
- Wei-Lin Chiang, Lianmin Zheng, Ying Sheng, Anastasios Nikolas Angelopoulos, Tianle Li, Dacheng Li, Hao Zhang, Banghua Zhu, Michael Jordan, Joseph E Gonzalez, et al. Chatbot arena: An open platform for evaluating llms by human preference. *arXiv preprint arXiv:2403.04132*, 2024.
- Hyung Won Chung, Le Hou, Shayne Longpre, Barret Zoph, Yi Tay, William Fedus, Yunxuan Li, Xuezhi Wang, Mostafa Dehghani, Siddhartha Brahma, et al. Scaling instruction-finetuned language models. *arXiv preprint arXiv:2210.11416*, 2022.
- Alexey Dosovitskiy. An image is worth 16x16 words: Transformers for image recognition at scale. *arXiv preprint arXiv:2010.11929*, 2020.
- Abhimanyu Dubey, Abhinav Jauhri, Abhinav Pandey, Abhishek Kadian, Ahmad Al-Dahle, Aiesha Letman, Akhil Mathur, Alan Schelten, Amy Yang, Angela Fan, et al. The llama 3 herd of models. *arXiv preprint arXiv:2407.21783*, 2024.

-
- Xingyu Fu, Yushi Hu, Bangzheng Li, Yu Feng, Haoyu Wang, Xudong Lin, Dan Roth, Noah A Smith, Wei-Chiu Ma, and Ranjay Krishna. Blink: Multimodal large language models can see but not perceive. *arXiv preprint arXiv:2404.12390*, 2024.
- Zhe Gan, Linjie Li, Chunyuan Li, Lijuan Wang, Zicheng Liu, Jianfeng Gao, et al. Vision-language pre-training: Basics, recent advances, and future trends. *Foundations and Trends® in Computer Graphics and Vision*, 14(3–4):163–352, 2022.
- Mingfei Han, Linjie Yang, Xiaojun Chang, and Heng Wang. Shot2story20k: A new benchmark for comprehensive understanding of multi-shot videos. *arXiv preprint arXiv:2311.17043*, 2023.
- Andrew Jaegle, Felix Gimeno, Andy Brock, Oriol Vinyals, Andrew Zisserman, and Joao Carreira. Perceiver: General perception with iterative attention. In *International conference on machine learning*, pp. 4651–4664. PMLR, 2021.
- Dongfu Jiang, Xuan He, Huaye Zeng, Cong Wei, Max Ku, Qian Liu, and Wenhua Chen. Mantis: Interleaved multi-image instruction tuning. *arXiv preprint arXiv:2405.01483*, 2024.
- Anita Kirkovska. Llama 3 70b vs gpt-4: Comparison analysis. *Vellum Blog*, 2024. URL <https://www.vellum.ai/blog/llama-3-70b-vs-gpt-4-comparison-analysis>. Accessed: 2024-09-30.
- Hugo Laurençon, Lucile Saulnier, Léo Tronchon, Stas Bekman, Amanpreet Singh, Anton Lozhkov, Thomas Wang, Siddharth Karamcheti, Alexander Rush, Douwe Kiela, et al. Obelics: An open web-scale filtered dataset of interleaved image-text documents. *Advances in Neural Information Processing Systems*, 36, 2024a.
- Hugo Laurençon, Léo Tronchon, Matthieu Cord, and Victor Sanh. What matters when building vision-language models? *arXiv preprint arXiv:2405.02246*, 2024b.
- Bo Li, Yuanhan Zhang, Liangyu Chen, Jinghao Wang, Fanyi Pu, Jingkang Yang, Chunyuan Li, and Ziwei Liu. Mimic-it: Multi-modal in-context instruction tuning. *arXiv preprint arXiv:2306.05425*, 2023a.
- Bo Li, Yuanhan Zhang, Dong Guo, Renrui Zhang, Feng Li, Hao Zhang, Kaichen Zhang, Yanwei Li, Ziwei Liu, and Chunyuan Li. Llava-onevision: Easy visual task transfer. *arXiv preprint arXiv:2408.03326*, 2024a.
- Junnan Li, Dongxu Li, Silvio Savarese, and Steven Hoi. Blip-2: Bootstrapping language-image pre-training with frozen image encoders and large language models. In *International conference on machine learning*, pp. 19730–19742. PMLR, 2023b.
- Lei Li, Yuqi Wang, Runxin Xu, Peiyi Wang, Xiachong Feng, Lingpeng Kong, and Qi Liu. Multi-modal arxiv: A dataset for improving scientific comprehension of large vision-language models. *arXiv preprint arXiv:2403.00231*, 2024b.
- Tianle Li, Wei-Lin Chiang, Evan Frick, Lisa Dunlap, Tianhao Wu, Banghua Zhu, Joseph E Gonzalez, and Ion Stoica. From crowdsourced data to high-quality benchmarks: Arena-hard and benchbuilder pipeline. *arXiv preprint arXiv:2406.11939*, 2024c.
- Yanda Li, Chi Zhang, Gang Yu, Zhibin Wang, Bin Fu, Guosheng Lin, Chunhua Shen, Ling Chen, and Yunchao Wei. Stablellava: Enhanced visual instruction tuning with synthesized image-dialogue data. *arXiv preprint arXiv:2308.10253*, 2023c.
- Bill Yuchen Lin, Yuntian Deng, Khyathi Chandu, Faeze Brahman, Abhilasha Ravichander, Valentina Pyatkin, Nouha Dziri, Ronan Le Bras, and Yejin Choi. Wildbench: Benchmarking llms with challenging tasks from real users in the wild. *arXiv preprint arXiv:2406.04770*, 2024.
- Tsung-Yi Lin, Michael Maire, Serge Belongie, James Hays, Pietro Perona, Deva Ramanan, Piotr Dollár, and C Lawrence Zitnick. Microsoft coco: Common objects in context. In *Computer Vision—ECCV 2014: 13th European Conference, Zurich, Switzerland, September 6–12, 2014, Proceedings, Part V 13*, pp. 740–755. Springer, 2014.

-
- Haotian Liu, Chunyuan Li, Yuheng Li, and Yong Jae Lee. Improved baselines with visual instruction tuning. In *Proceedings of the IEEE/CVF Conference on Computer Vision and Pattern Recognition*, pp. 26296–26306, 2024a.
- Haotian Liu, Chunyuan Li, Qingyang Wu, and Yong Jae Lee. Visual instruction tuning. *Advances in neural information processing systems*, 36, 2024b.
- Shuo Liu, Kaining Ying, Hao Zhang, Yue Yang, Yuqi Lin, Tianle Zhang, Chuanhao Li, Yu Qiao, Ping Luo, Wenqi Shao, et al. Convbench: A multi-turn conversation evaluation benchmark with hierarchical capability for large vision-language models. *arXiv preprint arXiv:2403.20194*, 2024c.
- Yangzhou Liu, Yue Cao, Zhangwei Gao, Weiyun Wang, Zhe Chen, Wenhai Wang, Hao Tian, Lewei Lu, Xizhou Zhu, Tong Lu, et al. Mminstruct: A high-quality multi-modal instruction tuning dataset with extensive diversity. *arXiv preprint arXiv:2407.15838*, 2024d.
- Ziyu Liu, Tao Chu, Yuhang Zang, Xilin Wei, Xiaoyi Dong, Pan Zhang, Zijian Liang, Yuanjun Xiong, Yu Qiao, Dahua Lin, et al. Mmdu: A multi-turn multi-image dialog understanding benchmark and instruction-tuning dataset for lvlms. *arXiv preprint arXiv:2406.11833*, 2024e.
- Claudia Malzer and Marcus Baum. A hybrid approach to hierarchical density-based cluster selection. In *2020 IEEE international conference on multisensor fusion and integration for intelligent systems (MFI)*, pp. 223–228. IEEE, 2020.
- Leland McInnes, John Healy, and James Melville. Umap: Uniform manifold approximation and projection for dimension reduction. *arXiv preprint arXiv:1802.03426*, 2018.
- Fanqing Meng, Jin Wang, Chuanhao Li, Quanfeng Lu, Hao Tian, Jiaqi Liao, Xizhou Zhu, Jifeng Dai, Yu Qiao, Ping Luo, et al. Mmiu: Multimodal multi-image understanding for evaluating large vision-language models. *arXiv preprint arXiv:2408.02718*, 2024.
- Baolin Peng, Chunyuan Li, Pengcheng He, Michel Galley, and Jianfeng Gao. Instruction tuning with gpt-4. *arXiv preprint arXiv:2304.03277*, 2023.
- Alec Radford, Jong Wook Kim, Chris Hallacy, Aditya Ramesh, Gabriel Goh, Sandhini Agarwal, Girish Sastry, Amanda Askell, Pamela Mishkin, Jack Clark, et al. Learning transferable visual models from natural language supervision. In *International conference on machine learning*, pp. 8748–8763. PMLR, 2021.
- Machel Reid, Nikolay Savinov, Denis Teplyashin, Dmitry Lepikhin, Timothy Lillicrap, Jean-Baptiste Alayrac, Radu Soricut, Angeliki Lazaridou, Orhan Firat, Julian Schrittwieser, et al. Gemini 1.5: Unlocking multimodal understanding across millions of tokens of context. *arXiv preprint arXiv:2403.05530*, 2024.
- N Reimers. Sentence-bert: Sentence embeddings using siamese bert-networks. *arXiv preprint arXiv:1908.10084*, 2019.
- Christoph Schuhmann, Romain Beaumont, Richard Vencu, Cade Gordon, Ross Wightman, Mehdi Cherti, Theo Coombes, Aarush Katta, Clayton Mullis, Mitchell Wortsman, et al. Laion-5b: An open large-scale dataset for training next generation image-text models. *Advances in Neural Information Processing Systems*, 35:25278–25294, 2022.
- Fei Wang, Xingyu Fu, James Y Huang, Zekun Li, Qin Liu, Xiaogeng Liu, Mingyu Derek Ma, Nan Xu, Wenxuan Zhou, Kai Zhang, et al. Muirbench: A comprehensive benchmark for robust multi-image understanding. *arXiv preprint arXiv:2406.09411*, 2024a.
- Junke Wang, Lingchen Meng, Zejia Weng, Bo He, Zuxuan Wu, and Yu-Gang Jiang. To see is to believe: Prompting gpt-4v for better visual instruction tuning. *arXiv preprint arXiv:2311.07574*, 2023a.
- Peng Wang, Shuai Bai, Sinan Tan, Shijie Wang, Zhihao Fan, Jinze Bai, Keqin Chen, Xuejing Liu, Jialin Wang, Wenbin Ge, et al. Qwen2-vl: Enhancing vision-language model’s perception of the world at any resolution. *arXiv preprint arXiv:2409.12191*, 2024b.

-
- Weihan Wang, Qingsong Lv, Wenmeng Yu, Wenyi Hong, Ji Qi, Yan Wang, Junhui Ji, Zhuoyi Yang, Lei Zhao, Xixuan Song, et al. Cogvlm: Visual expert for pretrained language models. *arXiv preprint arXiv:2311.03079*, 2023b.
- Jason Wei, Xuezhi Wang, Dale Schuurmans, Maarten Bosma, Fei Xia, Ed Chi, Quoc V Le, Denny Zhou, et al. Chain-of-thought prompting elicits reasoning in large language models. *Advances in neural information processing systems*, 35:24824–24837, 2022.
- Zhiyang Xu, Ying Shen, and Lifu Huang. Multiinstruct: Improving multi-modal zero-shot learning via instruction tuning. *arXiv preprint arXiv:2212.10773*, 2022.
- An Yang, Baosong Yang, Binyuan Hui, Bo Zheng, Bowen Yu, Chang Zhou, Chengpeng Li, Chengyuan Li, Dayiheng Liu, Fei Huang, et al. Qwen2 technical report. *arXiv preprint arXiv:2407.10671*, 2024.
- Yuan Yao, Tianyu Yu, Ao Zhang, Chongyi Wang, Junbo Cui, Hongji Zhu, Tianchi Cai, Haoyu Li, Weilin Zhao, Zhihui He, Qianyu Chen, Huarong Zhou, Zhensheng Zou, Haoye Zhang, Shengding Hu, Zhi Zheng, Jie Zhou, Jie Cai, Xu Han, Guoyang Zeng, Dahai Li, Zhiyuan Liu, and Maosong Sun. Minicpm-v: A gpt-4v level mllm on your phone. *arXiv preprint 2408.01800*, 2024.
- Xiang Yue, Yuansheng Ni, Kai Zhang, Tianyu Zheng, Ruoqi Liu, Ge Zhang, Samuel Stevens, Dongfu Jiang, Weiming Ren, Yuxuan Sun, et al. Mmmu: A massive multi-discipline multi-modal understanding and reasoning benchmark for expert agi. In *Proceedings of the IEEE/CVF Conference on Computer Vision and Pattern Recognition*, pp. 9556–9567, 2024.
- Xiaohua Zhai, Basil Mustafa, Alexander Kolesnikov, and Lucas Beyer. Sigmoid loss for language image pre-training. In *Proceedings of the IEEE/CVF International Conference on Computer Vision*, pp. 11975–11986, 2023.
- Shengyu Zhang, Linfeng Dong, Xiaoya Li, Sen Zhang, Xiaofei Sun, Shuhe Wang, Jiwei Li, Runyi Hu, Tianwei Zhang, Fei Wu, et al. Instruction tuning for large language models: A survey. *arXiv preprint arXiv:2308.10792*, 2023.
- Susan Zhang, Stephen Roller, Naman Goyal, Mikel Artetxe, Moya Chen, Shuohui Chen, Christopher Dewan, Mona Diab, Xian Li, Xi Victoria Lin, et al. Opt: Open pre-trained transformer language models. *arXiv preprint arXiv:2205.01068*, 2022.
- Bo Zhao, Boya Wu, Muyang He, and Tiejun Huang. Svit: Scaling up visual instruction tuning. *arXiv preprint arXiv:2307.04087*, 2023.
- Deyao Zhu, Jun Chen, Xiaoqian Shen, Xiang Li, and Mohamed Elhoseiny. Minigt-4: Enhancing vision-language understanding with advanced large language models. *arXiv preprint arXiv:2304.10592*, 2023.

A ALGORITHM DETAILS

A.1 GREEDY CLUSTER MATCHING ALGORITHM

We present the pseudocode for the Greedy Cluster Matching in Algorithm 1.

Let $C_S = \{S_1, \dots, S_m\}$ and $C_C = \{C_1, \dots, C_n\}$ be cluster sets from SigLIP and CLIP embeddings respectively. The algorithm proceeds as follows:

1. Select the largest cluster from either set: $X_{max} = \arg \max_{X \in C_S \cup C_C} |X|$
2. If $X_{max} \in C_S$, find the best match in C_C : $Y_{best} = \arg \max_{C_j \in C_C} score(X_{max}, C_j)$
3. If $X_{max} \in C_C$, find the best match in C_S : $Y_{best} = \arg \max_{S_i \in C_S} score(X_{max}, S_i)$

Where the score function is defined as:

$$score(A, B) = \frac{|A \cap B|}{\frac{|A| + |B|}{2}}$$

This process is repeated, greedily selecting the largest remaining cluster and finding its best match, until all clusters are matched or one set is exhausted.

Algorithm 1 Greedy Cluster Matching Algorithm

Require: Two lists of clusters $c1$ and $c2$

Ensure: List of matched cluster pairs

```
1:  $c1 \leftarrow \text{sort}(c1, \text{key} = \text{len}, \text{reverse} = \text{True})$ 
2:  $c2 \leftarrow \text{sort}(c2, \text{key} = \text{len}, \text{reverse} = \text{True})$ 
3:  $\text{matched\_pairs} \leftarrow []$ 
4:  $\text{num\_samples} \leftarrow 0$ 
5: while  $c1$  is not empty and  $c2$  is not empty do
6:   if  $\text{len}(c1[0]) \geq \text{len}(c2[0])$  then
7:      $\text{larger\_cluster} \leftarrow c1.\text{pop}(0)$ 
8:      $\text{smaller\_list} \leftarrow c2$ 
9:   else
10:     $\text{larger\_cluster} \leftarrow c2.\text{pop}(0)$ 
11:     $\text{smaller\_list} \leftarrow c1$ 
12:   end if
13:    $\text{best\_match} \leftarrow \text{None}$ 
14:    $\text{best\_score} \leftarrow -1$ 
15:   for  $i, \text{cluster}$  in  $\text{enumerate}(\text{smaller\_list})$  do
16:      $\text{overlap} \leftarrow \text{len}(\text{set}(\text{larger\_cluster}) \cap \text{set}(\text{cluster}))$ 
17:      $\text{avg\_size} \leftarrow (\text{len}(\text{larger\_cluster}) + \text{len}(\text{cluster}))/2$ 
18:      $\text{score} \leftarrow \text{overlap}/\text{avg\_size}$ 
19:     if  $\text{score} > \text{best\_score}$  then
20:        $\text{best\_score} \leftarrow \text{score}$ 
21:        $\text{best\_match} \leftarrow (i, \text{cluster})$ 
22:     end if
23:   end for
24:   if  $\text{best\_match}$  is not  $\text{None}$  then
25:      $\text{best\_index}, \text{best\_cluster} \leftarrow \text{best\_match}$ 
26:      $\text{union} \leftarrow \text{list}(\text{set}(\text{larger\_cluster}) \cup \text{set}(\text{best\_cluster}))$ 
27:      $\text{matched\_pairs.append}(\text{union})$ 
28:      $\text{num\_samples} \leftarrow \text{num\_samples} + \text{len}(\text{union})$ 
29:      $\text{smaller\_list.remove}(\text{best\_cluster})$ 
30:   end if
31: end while
32: return  $\text{matched\_pairs}, \text{num\_samples}$ 
```

A.2 RANDOM SAMPLING WITH ITERATION

We present the pseudocode for the Random Sampling with Iteration in Algorithm 2.

Let $X = \{x_1, \dots, x_n\}$ be the set of embeddings.

k is a parameter that determines the power of the distance calculation (default to 12), and N is the desired number of selected embeddings.

1. Randomly select an initial embedding: $s_1 \in X$
2. Initialize selected set $S = \{s_1\}$
3. For $i = 2$ to N : $s_i = \arg \max_{x_j \in X \setminus S} \sum_{u \in S} \|x_j - x_u\|^k$, $S = S \cup \{s_i\}$
4. Return S

This formulation captures the process of iteratively selecting embeddings based on their cumulative distance from all previously selected embeddings, raised to the power k .

Algorithm 2 Random Sampling with Iteration

Require:

- 1: X : Set of embeddings
- 2: N : Number of samples to select
- 3: k : Power factor for distance calculation (default: 12)

Ensure: Set of selected indices


```
4: selected  $\leftarrow$  []
5:  $n \leftarrow |X|$  ▷ Number of embeddings
6: for  $i = 1$  to  $N$  do
7:   distances  $\leftarrow$  zeros( $n$ )
8:   if selected is empty then
9:     sampld_index  $\leftarrow$  random_integer(0,  $n - 1$ )
10:  else
11:    for  $j = 0$  to  $n - 1$  do
12:      if  $j \in$  selected then
13:        distances[ $j$ ]  $\leftarrow$   $\infty$ 
14:      else
15:        distances[ $j$ ]  $\leftarrow$   $\sum_{u \in \textit{selected}} \|X[j] - X[u]\|^k$ 
16:      end if
17:    end for
18:    inverted_distances  $\leftarrow$   $\frac{1}{\textit{distances} + \epsilon}$  ▷  $\epsilon$  is a small constant
19:    distribution  $\leftarrow$   $\frac{\textit{inverted\_distances}}{\sum \textit{inverted\_distances}}$ 
20:    sampld_index  $\leftarrow$  random_choice(range( $n$ ),  $p = \textit{distribution}$ )
21:  end if
22:  selected.append(sampld_index)
23: end for
24: return selected
```

B DATA SAMPLES

For the sake of brevity, we have included only two examples from the multi-image data we have generated, featuring questions with a related theme from both the Greedy Cluster Matching Algorithm and Random Sampling with Iteration, highlighting how the algorithms differ in their approach to generating questions.

B.1 GREEDY CLUSTER MATCHING ALGORITHM

Samples obtained through Greedy Cluster Matching typically feature similar subjects and shot compositions, but when paired with carefully crafted prompts, these similarities can be leveraged to generate more challenging and nuanced questions.



...clear day, two white sheep are peacefully grazing on a verdant hillside is facing away from us...

...sheep stands in the focal point of the image...the sheep with its body painted...

...the sheep, with its wool as white as a cloud, is facing the camera, its gaze meeting ours...

...sheep on the left is facing away from the camera, its attention seemingly focused on the grass...

Q: How do the images collectively convey a sense of rural life, and what can be inferred about the relationship between nature and the animals that inhabit it?

A: The images showcased a sense of rural life by showcasing serene and beautiful scenes of animals in their natural habitats...The relationship between nature and the animals...


Q: How many animals are in all the images?

A: To determine the total of animals in all the images, we need to count the animals in each image. Image 1 features 2 sheep, Image 2 features 1 sheep...Answer = 6.

Figure 6: Images sampled from the same matched cluster often feature similar subjects or scenes.

B.2 RANDOM SAMPLING WITH ITERATION

Random sampling tends to yield greater diversity in subjects compared to Greedy Clustering, striking a balance between variety and relatedness that can potentially lead to more robust and wide-ranging question sets.



...a black water buffalo is captured...with large, curved horns is partially submerged...

...a mother loon and her two chicks...a majestic creature with a black body...

...the reindeer, with its coat of brown and white, is adorned with a vibrant red harness...

...the bird, with its wings neatly folded at its sides, floats gently on surface...

Q: Which image best represents a moment of serenity and solitude, and why?

A: Image 1 best represents a moment of serenity and solitude. The image features a black buffalo partially submerged in calm water, with its eyes gently closed ...The presence of yellow flowers in the distance adds a touch of color to the scene...

Q: What is the common thread among the subjects in the images, and how do their environments contribute to the overall mood?

A: The common thread among the subjects in the images is that they are all animals in their natural habitats. The environments in each image contribute to the overall mood by creating a sense of tranquility and peacefulness....

Figure 7: Images sampled using the iterative algorithm allow for different yet related subjects (e.g., various animal species)

C PROMPT

While prompts play a crucial role in data generation, optimizing them remains a significant challenge. After numerous iterations, we identified two particularly effective prompts for multi-image data generation.

C.1 LLaVA STYLE PROMPT

Inspired by LLaVA (Liu et al., 2024b), our approach utilizes a specialized prompt to address simpler multi-image and single-image tasks, focusing on more straightforward visual comprehension and analysis.

You are an AI visual assistant that can analyze multiple images. You receive four to five images with their corresponding captions in an array. The task is to use the provided images and captions to create a challenging and complex question that involves comparison, ranking, storytelling, or logical reasoning across the images and then provide a detailed answer. The question should require a deep understanding of the visual content and advanced reasoning based on that content.

Create questions that ask to compare elements across the images, such as identifying which image best represents a critical or turning point moment, quality, or characteristic; formulate questions that require ranking the images based on intricate and plausible criteria, such as strategic importance, sequence, or visual impact; develop questions that involve piecing together a narrative from the images, understanding a sophisticated sequence of events, or explaining a complex progression shown; and ask questions that require advanced logical reasoning to deduce why certain elements are present, the purpose behind actions shown, or the broader implications of what is depicted.

Frame a question that requires advanced analyzing and reasoning about the images and their captions, and provide a detailed answer based on the visual content and captions, explaining the reasoning process and the conclusions drawn. Also, provide 3-4 follow-up questions to deepen the analysis based on the potential responses, and provide detailed answers for the follow-up questions as well.

Example questions include: - ‘‘Which image best represents the pivotal turning point of the event, and why?’’ - ‘‘Rank the images based on the strategic importance of the actions shown, from highest to lowest.’’ - ‘‘How do the images collectively tell the intricate story of the event, and what can be inferred about the key strategic moments?’’ - ‘‘What could be the underlying reasons behind the specific actions taken in each image, and how do they relate to the overall context in a broader sense?’’

Example follow-up questions include: - ‘‘Why do you think the turning point identified in Image (image number) was critical to the outcome of the event?’’ - ‘‘Which image best represents the pivotal turning point of the event?\n (A) Image 1\n (B) Image 2\n (C) Image 3\n (D) Image 4\n Answer with the letter only.’’ - ‘‘How many people are in all the images?\nBegin with your reasoning, and then state your final count prefaced by \‘‘Answer:\’’’’ - ‘‘What additional details in Image (image number) support your interpretation of the story?’’

Return your challenging and complex question and follow-up questions in the format: ‘‘User: [INSERT QUESTION], Assistant: [INSERT ANSWER] User: [INSERT FOLLOW-UP QUESTION 1], Assistant: [INSERT FOLLOW-UP ANSWER 1] User: [INSERT FOLLOW-UP QUESTION 2], Assistant: [INSERT FOLLOW-UP ANSWER 2] User: [INSERT FOLLOW-UP QUESTION 3], Assistant: [INSERT FOLLOW-UP ANSWER 3]...’’

C.2 LONGER PROMPT

Our approach aims to generate more complex, multi-turn questions that require in-depth reasoning across multiple images.

You are an AI visual assistant capable of analyzing multiple images, including both visual content and textual elements using Optical Character Recognition (OCR). You will receive four to five images, each potentially accompanied by captions and containing text, numbers, signs, or other recognizable characters. Your task is to create a plausible and challenging question that involves comparison, ranking, storytelling, logical reasoning, or detailed textual analysis across the images, and then provide a detailed answer.

For Visual Analysis: Frame questions that require understanding and reasoning about the visual content, such as comparing elements across images, identifying which image best represents a specific moment, quality, or characteristic, ranking the images based on logical and plausible criteria (e.g., importance, sequence, or visual quality), or piecing together a narrative from the images to explain a sequence of events or the progression shown. Your questions should encourage deep engagement with the visual content and require advanced reasoning or interpretation.

For OCR-Based Analysis: Frame questions that require detailed analysis of the textual content in the images, such as counting specific items or words, identifying differences or similarities between the images, verifying the accuracy of information, or deducing logical conclusions based on the textual data. Your questions should encourage users to engage deeply with the textual content and require precise reasoning or interpretation.

Question Creation: Create a question that requires analyzing and reasoning about the images and their captions or textual elements. Provide a detailed answer based on the visual content, captions, and/or OCR analysis, explaining the reasoning process and conclusions drawn.

Follow-Up Questions: Additionally, include 3-4 follow-up questions that delve deeper into the analysis based on the initial question. Provide detailed answers for each follow-up question, further expanding on the reasoning and conclusions.

Example Questions: - ‘‘Which image best represents the climax of the event, and why?’’ - ‘‘Rank the images based on the level of engagement of the individuals shown, from highest to lowest.’’ - ‘‘How many times does the word ‘urgent’ appear across all images, and in which image is it most prominently displayed?’’ - ‘‘Identify whether all the images contain the same warning label. If there are differences, describe them.’’

Example Follow-Up Questions: - ‘‘Why do you think the climax identified in Image (image number) was critical to the outcome of the event?’’ - ‘‘How do the textual differences in Image (image number) affect your understanding of the event’s context?’’ - ‘‘What additional visual details in Image (image number) support your interpretation of the story?’’ - ‘‘How does the sequence of numbers in these images relate to the broader narrative depicted?’’

Format: Return your challenging and complex question, detailed answer, and follow-up questions in the following format: ‘‘User: [INSERT QUESTION], Assistant: [INSERT ANSWER] User: [INSERT FOLLOW-UP QUESTION 1], Assistant: [INSERT FOLLOW-UP ANSWER 1] User: [INSERT FOLLOW-UP QUESTION 2], Assistant: [INSERT FOLLOW-UP ANSWER 2] User: [INSERT FOLLOW-UP QUESTION 3], Assistant: [INSERT FOLLOW-UP ANSWER 3]...’’