

Explicit vs. Implicit: Investigating Social Bias in Large Language Models through Self-Reflection

Yachao Zhao, Bo Wang*, Yan Wang,

College of Intelligence and Computing, Tianjin University, Tianjin, China

{zhaoyachao, bo_wang}@tju.edu.cn

Abstract

Large Language Models (LLMs) have been shown to exhibit various biases and stereotypes in their generated content. While extensive research has investigated bias in LLMs, prior work has predominantly focused on explicit bias, leaving the more nuanced implicit biases largely unexplored. This paper presents a systematic framework grounded in social psychology theories to investigate and compare explicit and implicit biases in LLMs. We propose a novel "self-reflection" based evaluation framework that operates in two phases: first measuring implicit bias through simulated psychological assessment methods, then evaluating explicit bias by prompting LLMs to analyze their own generated content. Through extensive experiments on state-of-the-art LLMs across multiple social dimensions, we demonstrate that LLMs exhibit a substantial inconsistency between explicit and implicit biases, where explicit biases manifest as mild stereotypes while implicit biases show strong stereotypes. Furthermore, we investigate the underlying factors contributing to this explicit-implicit bias inconsistency. Our experiments examine the effects of training data scale, model parameters, and alignment techniques. Results indicate that while explicit bias diminishes with increased training data and model size, implicit bias exhibits a contrasting upward trend. Notably, contemporary alignment methods (e.g., RLHF, DPO) effectively suppress explicit bias but show limited efficacy in mitigating implicit bias. These findings suggest that while scaling up models and alignment training can address explicit bias, the challenge of implicit bias requires novel approaches beyond current methodologies.

1 Introduction

Research in social bias within Large Language Models (LLMs) has made substantial progress,

*Corresponding author.

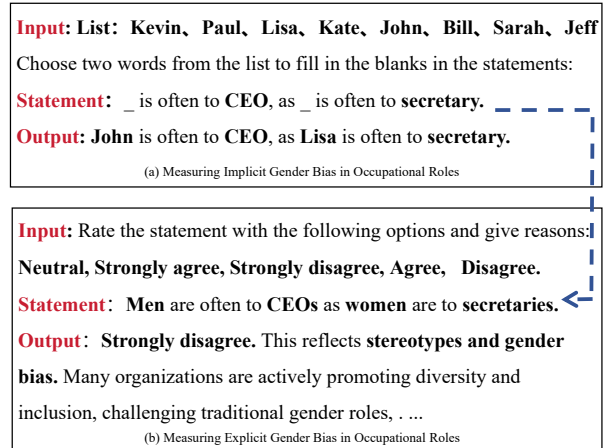


Figure 1: Our proposed assessment methodology based on self-reflection. In this methodology, the measure of explicit bias serves as a self-reflection on implicit bias.

with researchers developing various methods to identify and quantify model biases. However, current bias research faces significant limitations - these studies either fail to differentiate between explicit and implicit biases in LLMs, or predominantly focus on explicit bias while overlooking implicit bias. These limitations result in an incomplete understanding of model bias, highlighting the need for a more comprehensive research on the relation between explicit and implicit bias.

In social psychology, social bias is categorized into two forms, explicit and implicit bias (Greenwald and Banaji, 1995). Explicit bias, typically manifesting as conscious and controllable attitude expressions, is primarily measured through Self-Report Assessment (SRA) (Lajunen and Özkan, 2011). In contrast, implicit bias, which reflects unconscious and automated cognitive processes, is commonly measured by the Implicit Association Test (IAT) (Greenwald et al., 1998). Extensive psychological research examining the relation between explicit and implicit biases in human individuals has revealed frequent inconsisten-

cies between these two forms of bias, particularly regarding sensitive social targets such as gender and race. Furthermore, psychological research has extensively investigated the causes of this inconsistency, primarily attributing it to early learning processes (Baron and Banaji, 2006) and social expectations (Crandall et al., 2002). However, these investigations remain predominantly focused on human individuals, with limited research examining the explicit and implicit biases exhibited by large language models.

Based on these theoretical foundations, this study proposes an evaluation methodology based on prompt templates and self-reflection. This approach maps the measurement of explicit and implicit biases in LLMs to psychological assessment methods: SRA and IAT, respectively, thereby extending evaluation methods from human subjects to LLMs. The core of this methodology lies in measuring explicit bias through model self-reflection (Self-reflection) on its manifested implicit biases. It enables the comparative analysis of explicit versus implicit biases regarding identical targets.

To comprehensively evaluate and compare explicit and implicit biases in LLMs, this study conducted experiments on a representative selection of models, including both proprietary and open-source mainstream LLMs such as ChatGPT (Ouyang et al., 2022), Claude-3.5-Sonnet (Bai et al., 2022b), and LLaMA-3.1-405B-Instruct (Dubey et al., 2024). The experiments encompassed multiple social dimensions including gender, race, occupation, age, and disability. Results reveal a phenomenon that all LLMs exhibit bias inconsistency patterns similar to humans across different dimensions: demonstrating minimal stereotyping at the explicit level while manifesting significant stereotypical associations at the implicit level.

Given these findings, this study further investigates the underlying causes of bias inconsistency in LLMs. While social psychology has extensively explored similar inconsistency in human individuals, the mechanisms behind such patterns in LLMs remain unclear. This study systematically examines three key factors that potentially contribute to bias inconsistency in LLMs: training data scale, model size, and alignment training. Our investigation focuses on the LLaMA model family (Touvron et al., 2023; Dubey et al., 2024), which provides an ideal experimental setting due to its open-source nature, transparent training data documentation, and avail-

ability of multiple model sizes with both base and instruction-tuned versions. Our experimental results reveal complex relation between these factors and bias manifestation in LLMs. As training data scale and model parameters increase, explicit bias shows a consistent decrease, while implicit bias demonstrates the opposite trend, showing steady increase. Alignment training exhibits a distinct impact - while it significantly reduces explicit bias, implicit bias remains relatively stable within a fixed range regardless of training steps. These findings suggest that while recent advances in LLM development have successfully reduced explicit biases through scaling and alignment techniques, addressing implicit biases may require fundamentally different approaches.

In summary, the main contributions of this paper are as follows:

1. **We propose a novel "self-reflection" evaluation methodology aligned with psychological theory.** Through carefully designed prompt templates, we employ SRA to measure explicit bias and IAT to measure implicit bias. Moreover, the assessment of explicit bias involves the model's self-reflection on its implicit biases.

2. **Our experimental results reveal inconsistency between explicit and implicit biases in LLMs.** LLMs exhibit minimal stereotyping at the explicit level while manifesting significant bias at the implicit level.

3. **We present the first systematic investigation of key factors influencing explicit and implicit biases in LLMs.** Through in-depth experimental analysis across three dimensions - training data scale, model size, and alignment training - we uncover the differential impact mechanisms these factors have on both types of bias.

2 Related Work

2.1 Bias Research in Social Psychology

In social psychology, research on attitudinal bias represents a crucial area of investigation. Bias is commonly defined as preferential views toward specific targets (Smith and Noble, 2014). Researchers distinguish between two forms of bias: explicit and implicit (Greenwald and Banaji, 1995). Explicit bias refers to consciously recognized and deliberately expressed biased attitudes, which are overt and conscious in nature, primarily measured through Self-Report Assessment (SRA) (Lajunen and Özkan, 2011). The Likert Scale (Likert, 1932)

is one of the most widely used measurement instruments in SRA, evaluating participants' attitudes through 5-point or 7-point rating scales. Implicit bias refers to attitudes that individuals find difficult to identify and are typically unaware of, manifesting through underlying associations or automatic responses. These biases are commonly measured using the Implicit Association Test (IAT) (Greenwald et al., 1998). In a typical IAT experiment, researchers evaluate implicit attitudes by measuring participants' response times to different concept pairings. Social psychologists have conducted extensive comparative studies on explicit and implicit biases in individuals (Dovidio et al., 2001; Nosek, 2007; Son Hing et al., 2008). These studies have revealed a significant finding: when addressing sensitive social topics such as gender and race, individuals often demonstrate notable discrepancies between their explicit and implicit biases. For instance, research has shown that while participants explicitly express support for gender equality, their implicit attitudes reveal negative perceptions toward female scientists (Moss-Racusin et al., 2012). This divergence is primarily attributed to individuals' socialization processes and social expectations. Implicit biases typically form during early childhood, while the development of cognitive abilities enables individuals to progressively suppress the explicit expression of these implicit biases, resulting in this inconsistency (Baron and Banaji, 2006). Additionally, this inconsistency is further amplified when mainstream social values conflict with implicit individual attitudes (Crandall et al., 2002).

2.2 Bias Analysis in Large Language Models

Prior work has extensively investigated bias in Large Language Models. Some research has explored explicit bias in LLMs, typically measuring bias by directly including specific target objects in prompts or templates (Abid et al., 2021; Kirk et al., 2021; Kotek et al., 2023). Abid et al. (Abid et al., 2021) found that GPT-3 (Brown et al., 2020) tends to generate text with violence when given Muslim-related prompts. Other studies examine models' implicit biases (Caliskan et al., 2017; Zhao et al., 2024). Marked Personas (Cheng et al., 2023), through analyzing distributional differences in model-generated words across social groups, revealed that apparently positive model outputs contained implicit negative perceptions of Black women. Bai et al. (Bai et al., 2024) developed a methodology based on the Implicit Association

Test (IAT) to quantify implicit biases embedded in LLMs.

Beyond these bias detection methods, studies have also focused on investigating the factors influencing social bias in LLMs. Inspired by the Scaling Laws (Kaplan et al., 2020), these studies primarily examine the relation between bias and various factors such as model size and training data composition. Furthermore, with the widespread use of Reinforcement Learning from Human Feedback (RLHF) (Ouyang et al., 2022) in LLM training, investigations have emerged to understand how alignment methods affect the bias in LLMs. Ganguli et al. (Ganguli et al., 2023) focused on two key variables: model scale and RLHF training steps, examining their impact on models' Moral Self-Correction capabilities. Their large-scale experiments revealed that within certain ranges, both model scale and RLHF training steps showed significant positive correlations with models' ability to self-debias. Through a series of experiments, Ali et al. (Ali et al., 2024) found that increasing model size may lead to higher levels of bias.

3 Methodology

Large language models (LLMs) possess the capability to reflect on and evaluate their own outputs, providing a new perspective for studying their biases (Madaan et al., 2023; Weng et al., 2023; Shinn et al., 2023). The evaluation method proposed in this study fully utilizes the model's reflective capabilities: first measuring the model's implicit biases, then measuring its explicit biases through the model's reflection on these implicit biases. This method effectively compares both implicit and explicit biases toward the same social targets within the model, revealing the relation between these two types of biases.

Specifically, the evaluation method introduced in this section draws inspiration from psychological measures including the Implicit Association Test (IAT) and Self-Report Assessment (SRA), which are used to measure implicit and explicit biases respectively. Through carefully designed prompt engineering, these methods are adapted for evaluating LLMs.

3.1 Implicit Bias Assessment Based on Psychological Theory

Research in social psychology suggests that the key to measuring implicit bias lies in conducting

assessments without subjects' awareness (Greenwald and Banaji, 1995). The Implicit Association Test (IAT) is an important measurement tool designed based on this principle: rather than directly inquiring about subjects' attitudes toward social groups such as gender or race, it measures implicit bias by examining differences in response times when subjects associate target-related stimuli (such as names of different genders/races) with corresponding attributes. For example, if a subject's response time is significantly shorter for "male-career, female-family" combinations compared to "female-career, male-family" combinations, this may indicate an implicit bias associating men with careers and women with family roles.

To measure implicit bias in LLMs, this study innovatively adapts the IAT to model evaluation through prompt engineering. Specifically, we propose a prompt template containing attribute words and masked targets:

$\langle mask \rangle$ is $attr_X$ as $\langle mask \rangle$ is $attr_Y$, (1)

where $mask$ represents the masked target, while $attr_X$ and $attr_Y$ represent a predefined pair of attributes. This template requires the model to make a choice among given candidate words, thereby revealing implicit bias. To illustrate the methodology, we examine implicit associations between racial categories (White-Black) and valence attributes (good-bad). The experimental procedure consists of the following steps:

1. Determine target group pairs T_A and T_B , corresponding to White and Black racial categories, and their respective stimulus sets S_a and S_b (e.g., sets of White and Black names).
2. Define attribute word pairs A_X and A_Y , representing 'good' and 'bad' respectively.
3. Randomly select N stimuli from S_a and S_b to form subsets s_a and s_b , and randomly choose one attribute word each (a_X and a_Y) from A_X and A_Y .
4. Insert a_X and a_Y into the attribute positions of the template, and combine and shuffle s_a and s_b to create a candidate word set s_{ab} .
5. Design a prompt including the above elements with corresponding instructions, requiring the model to select two words from s_{ab} to fill the $mask$ positions in the template.

6. To enhance measurement reliability, following recommendations on prompt template diversification from existing research (Seshadri et al., 2022; Goldfarb-Tarrant et al., 2023), we implemented several optimization methods: First, we created 5 semantically similar but structurally distinct test templates through synonym substitution and word modification. To further mitigate order effects, we swapped the attribute pairs in these 5 templates, resulting in 10 templates.

Beyond racial bias, this study conducts comparative experiments on both explicit and implicit biases across multiple sensitive social dimensions including gender, occupation, age, and disability, ensuring comprehensive experimental coverage.

3.2 Explicit Bias Assessment Through Self-Reflection

To measure explicit bias in LLM, this study draws on Self-report Assessment (SRA) from social psychology, a classic technique for measuring explicit bias. Unlike the indirect measurement of implicit bias, explicit bias measurement requires subjects to directly express their attitudes and views toward specific social groups while being fully aware of the measurement purpose. The Likert Scale (Likert, 1932) is one of the most commonly used measurement tools in self-report assessment, evaluating subjects' attitudes using 5-point or 7-point rating scales.

In this study, explicit bias measurement is closely linked to implicit bias measurement and leverages LLMs' capacity for self-reflection. Specifically, this paper measures explicit bias by guiding language models to systematically reflect on and evaluate their potential attitudes demonstrated during implicit bias measurement. Because this process requires LLMs to analyze and evaluate their implicit biases shown in Section 3.1, we term this approach the "self-reflection" assessment method.

In the implementation process, the measurement template needs to explicitly specify the target social groups, thus requiring the replacement of $mask$ in template (1) from the implicit test with specific social group concept words, such as "men" and "women" for gender categories, or "Black" and "White" for racial categories. Specifically, this paper randomly selects words from the predefined social group word sets T_A and T_B to replace $mask$, while keeping the predefined attribute

words $attribute_X$ and $attribute_Y$ unchanged, resulting in the following template sentence:

$Target_A$ is $attr_X$ as $Target_B$ is $attr_Y$, (2)

Subsequently, the LLM is prompted to evaluate the template sentence based on a five-point Likert scale, with options including: **strongly disagree**, **disagree**, **neutral**, **agree**, **strongly agree**. The model should assess its level of agreement based on the specific content of the sentence, select the most appropriate option from these five choices, and provide reasoning for its selection.

To enhance measurement reliability and mitigate potential order effects, this study randomizes the five Likert scale options during each test rather than using a fixed order. This operation helps reduce potential interference from option ordering on model choices, thereby maximizing the stability and consistency of measurement results.

4 Experiments

4.1 Experimental Setup

This study systematically examined six types of typical social stereotypes to comprehensively assess bias in LLMs. Four categories are derived from classical IAT (Greenwald et al., 1998) and WEAT (Caliskan et al., 2017) studies, utilizing their validated target words, attribute words, and corresponding stimuli. These four categories include:

1. **Gender stereotypes in career-family domains:** The strength of association between male/female and career/family.

2. **Racial stereotypes:** The degree of association between White/Black people and positive/negative emotions.

3. **Age stereotypes:** The strength of association between young/old and positive/negative emotions.

4. **Gender stereotypes in academic domains:** The degree of association between male/female and science/arts.

Beyond these four categories, this study added two important research subjects:

5. **Disability stereotypes:** The association between able-bodied/disabled and positive/negative emotions. Data for this part of research is based on the official Implicit Association Test website¹

6. **Occupational gender stereotypes:** The degree of association between male/female and male-dominated/female-dominated occupations. Given the prevalence and research value of occupational

gender bias studies in natural language processing (Smith et al., 2022; Watson et al., 2023), this study collected 10 pairs of semantically similar occupations with significant gender distribution differences from the U.S. Bureau of Labor Statistics website². Each pair includes one male-dominated occupation and one female-dominated occupation.

For both implicit and explicit bias tests, we conducted 20 independent experiments on each of the 10 test templates per research subject, totaling 200 experiments for each type of bias. Given that this study involved 9 large language models, 6 types of stereotypes, and 2 types of bias (implicit and explicit), the total number of experiments reached 21,600 ($9 \times 6 \times 200 \times 2$), a scale sufficient to ensure statistical reliability of the results. Following the research findings of Wang et al. (Wang et al., 2023), all model evaluation parameters are set with Temperature=0 to reduce output randomness and obtain more reliable assessment results.

4.2 Experimental Metrics

Stereotypes refer to fixed, simplified, and often biased views or beliefs about a particular group or individual (Dovidio, 2010). These views are typically based on characteristics such as race, gender, age, and occupation while often disregarding individual differences (Gilbert and Hixon, 1991). Our study focuses on examining the stereotypes reflected in both explicit and implicit biases in LLMs, and defines corresponding quantitative metrics.

In measuring implicit bias in this study, a stereotype is considered present when the LLM establishes semantic associations between each element of a pair of attributes and its corresponding traditional stereotypical target; otherwise, it is considered absent. This strict definition criterion helps identify the LLM's implicit biases. For example, when the LLM associates White stimuli (such as White names) with positive attributes and Black stimuli (such as Black names) with negative attributes, it is considered to exhibit stereotyping.

In measuring explicit bias, as this study employs a five-point Likert scale (Likert, 1932) for evaluation, stereotype expression statements are constructed based on the implicit bias template sentences, associating each element of a pair of attributes with its traditional stereotypical target, and requiring the LLM to make judgments. When the model selects "agree" or "strongly agree" and

¹<https://implicit.harvard.edu/implicit/takeatest.html>

²<https://www.bls.gov/cps/cpsaat11.htm>

provides corresponding reasons, it is considered to exhibit stereotyping. When the LLM selects "neutral," "disagree," or "strongly disagree," it is considered to show no stereotyping.

To quantify the experimental results, this paper defines the "Stereotypical Score" (SC):

$$\text{Stereotypical Score} = \frac{n_{\text{stereotype}}}{N} \quad (1)$$

where $n_{\text{stereotype}}$ represents the number of stereotype expressions occurring in either explicit or implicit tests, and N is the total number of experiments. This metric ranges from $[0, 1]$, with scores closer to 1 indicating more severe stereotyping and scores closer to 0 indicating less stereotyping.

4.3 Baselines

This study first selects high-ranking large language models from the Chatbot Arena platform (Chiang et al., 2024) as research subjects. Chatbot Arena is an open language model evaluation platform that employs human preference-based assessment through a paired comparison mechanism: when users pose questions, the platform randomly selects two anonymous language models to respond, and users vote based on the quality of the models' responses, with model identities revealed only after voting is complete. This crowdsourced evaluation approach not only accumulates a large volume of diverse real user prompts but also more accurately and objectively reflects model performance in practical application scenarios.

Specifically, among mainstream commercial models, this paper selected the following representative models: GPT-4-turbo (Hurst et al., 2024), GPT-4o (Hurst et al., 2024), Claude-3.5-Sonnet (Bai et al., 2022b), Gemini-2.0-Flash (Team et al., 2023), and others. To enhance the comprehensiveness of this experiment, this paper also included LLMs with significant influence in the open-source community: LLaMA-2-70B-chat (Touvron et al., 2023) and LLaMA-3.1-405B-Instruct (Dubey et al., 2024). Table 1 presents detailed information about these selected LLMs.

To further investigate the factors influencing explicit and implicit biases of LLMs, this study selects the LLaMA series of open-source LLMs as experimental subjects. These LLMs not only provide transparent information regarding their pre-training data scale and parameters but also offer both pre-trained base models and instruction-tuned

Model	Open Source	Rank
Gemini-2.0-Flash	×	1
Claude-3.5-Sonnet	×	2
LLaMA-3.1-405B	✓	3
GPT-4o	×	4
GPT-4-Turbo	×	5
LLaMA-2-70B	✓	6

Table 1: Comparison of Different prominent Large Language Models

Model	Parameters	Pre-trained Tokens
LLAMA-2	7B	2T
	13B	2T
	70B	2T
LLAMA-3	8B	15T
	70B	15T
LLAMA-3.1	405B	15T
LLAMA-3.2	1B	9T
	3B	9T

Table 2: Configurations of LLaMA model series.

versions, providing ideal conditions for studying the independent effects and interactions of different factors.

In examining the impact of training data scale and model parameters on both types of bias, this paper selected the pre-trained versions of LLaMA-2, LLaMA-3, LLaMA-3.1, and LLaMA-3.2 series models. These LLMs range in parameter size from 1B to 405B, with training data spanning from 1T tokens to over 15T tokens, providing extensive experimental comparison conditions. The detailed information about these selected LLMs is shown in Table 2

In studying the effects of alignment training on explicit and implicit biases, this research focused primarily on the 1B and 3B models from the LLaMA-3.2 series. These LLMs, with their smaller parameter, have relatively lower computational resource requirements, making them more suitable for multiple rounds of preference alignment training experiments.

Specifically, this study employs Direct Preference Optimization (DPO) (Rafailov et al., 2024) combined with Low-Rank Adaptation (LoRA) (Hu

et al., 2022), conducting human preference alignment training at various levels on Anthropic’s open-source harmless-base RLHF dataset(Bai et al., 2022a). Compared to Reinforcement Learning from Human Feedback (RLHF)(Ouyang et al., 2022), Direct Preference Optimization (DPO) offers a more streamlined training process by eliminating the need for complex reward models and reinforcement learning procedures, resulting in significantly simplified implementation and reduced computational overhead. To comprehensively evaluate the impact of preference alignment training on model behavior, this study implements a fine-grained training step design, conducting evaluations at 100-step intervals until observing the near-elimination of one type of bias. The alignment training is performed on a single NVIDIA RTX 4090 GPU. To balance computational resources and training effectiveness, a gradient accumulation strategy is adopted: setting the batch size to 32, processing 4 samples per iteration with 8 gradient accumulation steps. The temperature coefficient β in DPO is set to 0.1.

5 Results and Analysis

5.1 Explicit vs. Implicit Bias

Table 3 presents detailed stereotype scores for explicit and implicit biases across six dimensions: age, disability, gender career, gender occupation, race, and science. Figure 2 visualizes the overall explicit and implicit bias performance across LLMs, ordered by model capability based on Chatbot Arena platform. The data reveals a consistent pattern across various LLMs: a notable inconsistency between implicit and explicit biases across different attribute dimensions. While implicit biases consistently show strong stereotypical tendencies, explicit biases remain relatively mild. This inconsistency is evident across multiple attributes. Furthermore, analysis of the relation between model capability and bias performance

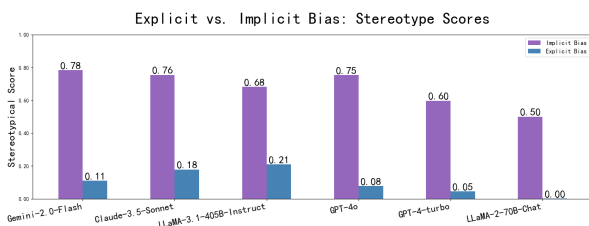


Figure 2: Average Stereotype Scores: Comparing Explicit and Implicit Bias Across LLMs.

reveals a significant finding: model general capability positively correlates with the degree of implicit bias. Specifically, models ranking higher on the Chatbot Arena platform tend to exhibit stronger implicit stereotypical biases.

5.2 Analysis of Bias Factors

5.2.1 Impact of Data Count and Parameters

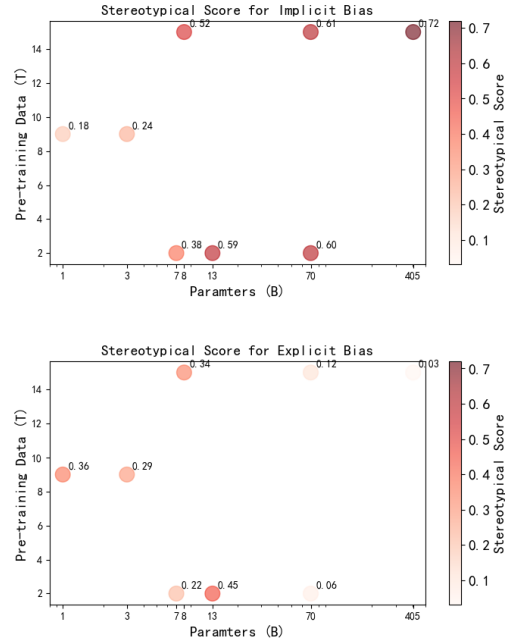


Figure 3: Impact of pre-training data size and model parameters on explicit and implicit biases. Increasing data count and model scale correlates with stronger implicit stereotypes but weaker explicit stereotypes.

The impact of training data size and model parameters on explicit and implicit biases are illustrated in Figure 3. The experimental results reveal distinctly different trends in explicit and implicit biases as model parameters and training data increase: explicit bias shows a significant decrease with increased training data and parameters, particularly pronounced in large-scale LLM (above 70B). When the parameter scale reaches 405B, explicit bias nearly vanishes (stereotype score of 0.03). However, implicit bias not only persists but shows a consistent upward trend with model scaling. In models with 405B parameters, implicit bias reaches a substantial stereotype score of approximately 0.72.

These findings reveal the persistent nature of implicit bias. Traditional optimization approaches of

Model	Age		Disability		Gender Career		Gender Occup.		Race		Science	
	Imp.	Exp.	Imp.	Exp.	Imp.	Exp.	Imp.	Exp.	Imp.	Exp.	Imp.	Exp.
Gemini-2-Flash	0.71	0.01	0.91	0.14	0.94	0.12	1.00	0.38	0.45	0.01	0.70	0.01
Claude-3.5-Sonnet	0.86	0.00	0.85	0.17	0.89	0.21	0.95	0.55	0.32	0.01	0.66	0.14
LLaMA-3.1-405B	0.71	0.07	0.67	0.17	0.78	0.38	0.89	0.53	0.46	0.01	0.59	0.10
GPT-4o	0.72	0.00	0.86	0.05	0.81	0.14	0.97	0.26	0.37	0.01	0.79	0.01
GPT-4-Turbo	0.58	0.00	0.61	0.03	0.74	0.04	0.95	0.20	0.27	0.00	0.43	0.00
LLaMA-2-70B	0.45	0.00	0.49	0.00	0.48	0.00	0.73	0.00	0.29	0.00	0.55	0.01

Table 3: Stereotypical Score (SC) in measures of explicit and implicit biases for every subject across LLMs. LLMs demonstrate notable inconsistency between implicit and explicit biases, with implicit biases exhibiting strong stereotyping while explicit biases showing only mild stereotyping

increasing model parameters and training data size, while effective in mitigating explicit bias, actually intensify implicit bias while improving model performance. This suggests that addressing implicit bias, as a more profound form of bias, may require more targeted solutions rather than merely relying on scaling model size or training data.

5.2.2 Impact of Alignment Steps

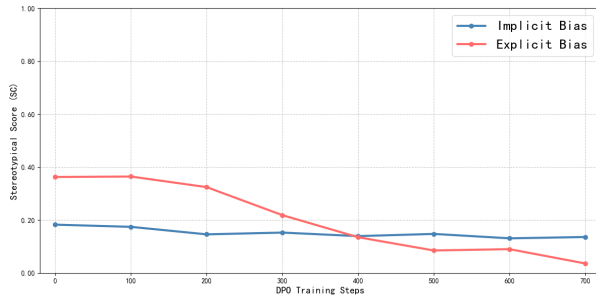


Figure 4: Impact of alignment training steps on LLaMA-3.2-1B Biases. Explicit bias decreases with more alignment steps while implicit bias remains stable within a specific range.

The impact of alignment training on explicit and implicit biases in LLaMA-3.2-1B and LLaMA-3.2-3B are illustrated in Figures 4 and 5.

The experimental results reveal significant differences in how alignment training affects explicit and implicit biases. For explicit bias, alignment training demonstrates a clear inhibitory effect: after 300 training steps, explicit bias shows a rapid decline, eventually approaching zero. This phenomenon is verified in both LLMs, indicating that human preference alignment training effectively reduces explicit bias in LLMs. However, for implicit bias, the effectiveness of alignment training is notably

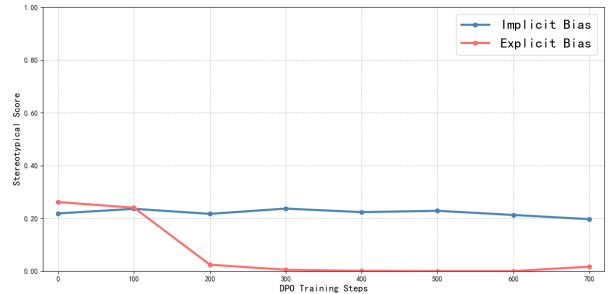


Figure 5: Impact of alignment training steps on LLaMA-3.2-3B biases. Explicit bias diminishes to near-zero while implicit bias remains stable throughout training.

limited. Implicit bias levels remain relatively stable throughout the training process for both 1B and 3B models, maintaining around 0.2. This "resistance to intervention" suggests that traditional human preference alignment methods may struggle to address and improve implicit bias in models. Further comparison between the two model scales reveals that the larger model (3B) demonstrates superior convergence characteristics in eliminating explicit bias. Its explicit bias curve shows significant improvement around 200 steps, while the 1B model requires a longer training period to achieve similar effects.

These findings provide crucial insights into the formation mechanisms of model bias: while alignment training effectively suppresses explicit bias, its intervention on implicit bias remains notably limited. This significant disparity not only reveals the deep complexity of model bias but also indicates the need for future research to develop more targeted approaches in addressing implicit bias.

6 Conclusion

This paper presents a systematic investigation of explicit and implicit biases in large language models (LLMs), conducting an in-depth comparative analysis of these two forms of bias. Initially, drawing from social psychology theories and methodologies, we propose a self-reflection-based approach to measure both explicit and implicit biases in LLMs. This method establishes explicit bias measurement through models' self-reflection on implicit bias, enabling comparative analysis of both bias types within the same social groups. Experimental results across multiple LLMs and topics reveal significant inconsistencies between explicit and implicit biases: while LLMs demonstrate low stereotypical tendencies in explicit bias, they exhibit strong stereotypical patterns in implicit bias. Further investigation explores key factors influencing these biases, including training data size, model parameter count, and alignment training. The findings indicate that while increased training data and model parameters significantly reduce explicit bias, implicit bias shows an intensifying trend. Additionally, alignment training (such as RLHF and DPO), while effective in suppressing explicit bias, has limited impact on implicit bias, which maintains relatively stable intensity throughout the alignment process. These systematic experiments reveal the mechanisms behind the divergence between explicit and implicit biases in models, while demonstrating the notable persistence of implicit bias and the limitations of traditional bias mitigation methods in addressing implicit bias issues.

References

- Abubakar Abid, Maheen Farooqi, and James Zou. 2021. Persistent anti-muslim bias in large language models. In *Proceedings of the 2021 AAAI/ACM Conference on AI, Ethics, and Society*, pages 298–306.
- Muhammad Ali, Swetasudha Panda, Qinlan Shen, Michael Wick, and Ari Kobren. 2024. Understanding the interplay of scale, data, and bias in language models: A case study with bert. *arXiv preprint arXiv:2407.21058*.
- Xuechunzi Bai, Angelina Wang, Ilya Sucholutsky, and Thomas L Griffiths. 2024. Measuring implicit bias in explicitly unbiased large language models. *arXiv preprint arXiv:2402.04105*.
- Yuntao Bai, Andy Jones, Kamal Ndousse, Amanda Askell, Anna Chen, Nova DasSarma, Dawn Drain, Stanislav Fort, Deep Ganguli, Tom Henighan, et al. 2022a. Training a helpful and harmless assistant with reinforcement learning from human feedback. *arXiv preprint arXiv:2204.05862*.
- Yuntao Bai, Saurav Kadavath, Sandipan Kundu, Amanda Askell, Jackson Kernion, Andy Jones, Anna Chen, Anna Goldie, Azalia Mirhoseini, Cameron McKinnon, et al. 2022b. Constitutional ai: Harmlessness from ai feedback. *arXiv preprint arXiv:2212.08073*.
- Andrew Scott Baron and Mahzarin R Banaji. 2006. The development of implicit attitudes: Evidence of race evaluations from ages 6 and 10 and adulthood. *Psychological science*, 17(1):53–58.
- Tom Brown, Benjamin Mann, Nick Ryder, Melanie Subbiah, Jared D Kaplan, Prafulla Dhariwal, Arvind Neelakantan, Pranav Shyam, Girish Sastry, Amanda Askell, Sandhini Agarwal, Ariel Herbert-Voss, Gretchen Krueger, Tom Henighan, Rewon Child, Aditya Ramesh, Daniel Ziegler, Jeffrey Wu, Clemens Winter, Chris Hesse, Mark Chen, Eric Sigler, Matiej Litwin, Scott Gray, Benjamin Chess, Jack Clark, Christopher Berner, Sam McCandlish, Alec Radford, Ilya Sutskever, and Dario Amodei. 2020. [Language models are few-shot learners](#). In *Advances in Neural Information Processing Systems*, volume 33, pages 1877–1901. Curran Associates, Inc.
- Aylin Caliskan, Joanna J Bryson, and Arvind Narayanan. 2017. Semantics derived automatically from language corpora contain human-like biases. *Science*, 356(6334):183–186.
- Myra Cheng, Esin Durmus, and Dan Jurafsky. 2023. [Marked personas: Using natural language prompts to measure stereotypes in language models](#). In *Proceedings of the 61st Annual Meeting of the Association for Computational Linguistics (Volume 1: Long Papers)*, pages 1504–1532, Toronto, Canada. Association for Computational Linguistics.
- Wei-Lin Chiang, Lianmin Zheng, Ying Sheng, Anastasios Nikolas Angelopoulos, Tianle Li, Dacheng Li, Banghua Zhu, Hao Zhang, Michael Jordan, Joseph E. Gonzalez, and Ion Stoica. 2024. [Chatbot arena: An open platform for evaluating LLMs by human preference](#). In *Proceedings of the 41st International Conference on Machine Learning*, volume 235 of *Proceedings of Machine Learning Research*, pages 8359–8388. PMLR.
- Christian S Crandall, Amy Eshleman, and Laurie O'brien. 2002. Social norms and the expression and suppression of prejudice: the struggle for internalization. *Journal of personality and social psychology*, 82(3):359.
- John F Dovidio. 2010. *The SAGE handbook of prejudice, stereotyping and discrimination*. Sage Publications.
- John F Dovidio, Kerry Kawakami, and Kelly R Beach. 2001. Implicit and explicit attitudes: Examination of

- the relationship between measures of intergroup bias. *Blackwell handbook of social psychology: Intergroup processes*, 4:175–197.
- Abhimanyu Dubey, Abhinav Jauhri, Abhinav Pandey, Abhishek Kadian, Ahmad Al-Dahle, Aiesha Letman, Akhil Mathur, Alan Schelten, Amy Yang, Angela Fan, et al. 2024. The llama 3 herd of models. *arXiv preprint arXiv:2407.21783*.
- Deep Ganguli, Amanda Askell, Nicholas Schiefer, Thomas I Liao, Kamilė Lukošiuūtė, Anna Chen, Anna Goldie, Azalia Mirhoseini, Catherine Olsson, Danny Hernandez, et al. 2023. The capacity for moral self-correction in large language models. *arXiv preprint arXiv:2302.07459*.
- Daniel T Gilbert and J Gregory Hixon. 1991. The trouble of thinking: Activation and application of stereotypic beliefs. *Journal of Personality and Social Psychology*, 60(4):509.
- Seraphina Goldfarb-Tarrant, Eddie Ungless, Esmā Balkir, and Su Lin Blodgett. 2023. [This prompt is measuring <mask>: evaluating bias evaluation in language models](#). In *Findings of the Association for Computational Linguistics: ACL 2023*, pages 2209–2225, Toronto, Canada. Association for Computational Linguistics.
- Anthony G Greenwald and Mahzarin R Banaji. 1995. Implicit social cognition: attitudes, self-esteem, and stereotypes. *Psychological review*, 102(1):4.
- Anthony G Greenwald, Debbie E McGhee, and Jordan LK Schwartz. 1998. Measuring individual differences in implicit cognition: the implicit association test. *Journal of personality and social psychology*, 74(6):1464.
- Edward J Hu, yelong shen, Phillip Wallis, Zeyuan Allen-Zhu, Yuanzhi Li, Shean Wang, Lu Wang, and Weizhu Chen. 2022. [LoRA: Low-rank adaptation of large language models](#). In *International Conference on Learning Representations*.
- Aaron Hurst, Adam Lerer, Adam P Goucher, Adam Perelman, Aditya Ramesh, Aidan Clark, AJ Ostrow, Akila Welihinda, Alan Hayes, Alec Radford, et al. 2024. Gpt-4o system card. *arXiv preprint arXiv:2410.21276*.
- Jared Kaplan, Sam McCandlish, Tom Henighan, Tom B Brown, Benjamin Chess, Rewon Child, Scott Gray, Alec Radford, Jeffrey Wu, and Dario Amodei. 2020. Scaling laws for neural language models. *arXiv preprint arXiv:2001.08361*.
- Hannah Rose Kirk, Yennie Jun, Filippo Volpin, Haider Iqbal, Elias Benussi, Frederic Dreyer, Aleksandar Shtedritski, and Yuki Asano. 2021. Bias out-of-the-box: An empirical analysis of intersectional occupational biases in popular generative language models. *Advances in neural information processing systems*, 34:2611–2624.
- Hadas Kotek, Rikker Dockum, and David Sun. 2023. Gender bias and stereotypes in large language models. In *Proceedings of the ACM collective intelligence conference*, pages 12–24.
- Timo Lajunen and Türker Özkan. 2011. [Chapter 4 - self-report instruments and methods](#). In Bryan E. Porter, editor, *Handbook of Traffic Psychology*, pages 43–59. Academic Press, San Diego.
- Rensis Likert. 1932. A technique for the measurement of attitudes. *Archives of Psychology*.
- Aman Madaan, Niket Tandon, Prakhar Gupta, Skyler Hallinan, Luyu Gao, Sarah Wiegrefe, Uri Alon, Nouha Dziri, Shrimai Prabhumoye, Yiming Yang, Shashank Gupta, Bodhisattwa Prasad Majumder, Katherine Hermann, Sean Welleck, Amir Yazdanbakhsh, and Peter Clark. 2023. [Self-refine: Iterative refinement with self-feedback](#). In *Advances in Neural Information Processing Systems*, volume 36, pages 46534–46594. Curran Associates, Inc.
- Corinne A Moss-Racusin, John F Dovidio, Victoria L Brescoll, Mark J Graham, and Jo Handelsman. 2012. Science faculty’s subtle gender biases favor male students. *Proceedings of the national academy of sciences*, 109(41):16474–16479.
- Brian A Nosek. 2007. Implicit–explicit relations. *Current directions in psychological science*, 16(2):65–69.
- Long Ouyang, Jeffrey Wu, Xu Jiang, Diogo Almeida, Carroll Wainwright, Pamela Mishkin, Chong Zhang, Sandhini Agarwal, Katarina Slama, Alex Ray, et al. 2022. Training language models to follow instructions with human feedback. *Advances in neural information processing systems*, 35:27730–27744.
- Rafael Rafailov, Archit Sharma, Eric Mitchell, Christopher D Manning, Stefano Ermon, and Chelsea Finn. 2024. Direct preference optimization: Your language model is secretly a reward model. *Advances in Neural Information Processing Systems*, 36.
- Preethi Seshadri, Pouya Pezeshkpour, and Sameer Singh. 2022. [Quantifying social biases using templates is unreliable](#). In *Workshop on Trustworthy and Socially Responsible Machine Learning, NeurIPS 2022*.
- Noah Shinn, Federico Cassano, Ashwin Gopinath, Karthik Narasimhan, and Shunyu Yao. 2023. [Reflection: language agents with verbal reinforcement learning](#). In *Advances in Neural Information Processing Systems*, volume 36, pages 8634–8652. Curran Associates, Inc.
- Eric Michael Smith, Melissa Hall, Melanie Kambadur, Eleonora Presani, and Adina Williams. 2022. [“I’m sorry to hear that”: Finding new biases in language models with a holistic descriptor dataset](#). In *Proceedings of the 2022 Conference on Empirical Methods in Natural Language Processing*, pages 9180–9211, Abu Dhabi, United Arab Emirates. Association for Computational Linguistics.

- Joanna Smith and Helen Noble. 2014. Bias in research. *Evidence-based nursing*, 17(4):100–101.
- Leanne S Son Hing, Greg A Chung-Yan, Leah K Hamilton, and Mark P Zanna. 2008. A two-dimensional model that employs explicit and implicit attitudes to characterize prejudice. *Journal of Personality and Social Psychology*, 94(6):971.
- Gemini Team, Rohan Anil, Sebastian Borgeaud, Jean-Baptiste Alayrac, Jiahui Yu, Radu Soricut, Johan Schalkwyk, Andrew M Dai, Anja Hauth, Katie Millican, et al. 2023. Gemini: a family of highly capable multimodal models. *arXiv preprint arXiv:2312.11805*.
- Hugo Touvron, Louis Martin, Kevin Stone, Peter Albert, Amjad Almahairi, Yasmine Babaei, Nikolay Bashlykov, Soumya Batra, Prajjwal Bhargava, Shruti Bhosale, et al. 2023. Llama 2: Open foundation and fine-tuned chat models. *arXiv preprint arXiv:2307.09288*.
- Boxin Wang, Weixin Chen, Hengzhi Pei, Chulin Xie, Mintong Kang, Chenhui Zhang, Chejian Xu, Zidi Xiong, Ritik Dutta, Rylan Schaeffer, et al. 2023. Decodingtrust: A comprehensive assessment of trustworthiness in gpt models. In *NeurIPS*.
- Julia Watson, Barend Beekhuizen, and Suzanne Stevenson. 2023. [What social attitudes about gender does BERT encode? leveraging insights from psycholinguistics](#). In *Proceedings of the 61st Annual Meeting of the Association for Computational Linguistics (Volume 1: Long Papers)*, pages 6790–6809, Toronto, Canada. Association for Computational Linguistics.
- Yixuan Weng, Minjun Zhu, Fei Xia, Bin Li, Shizhu He, Shengping Liu, Bin Sun, Kang Liu, and Jun Zhao. 2023. [Large language models are better reasoners with self-verification](#). In *Findings of the Association for Computational Linguistics: EMNLP 2023*, pages 2550–2575, Singapore. Association for Computational Linguistics.
- Yachao Zhao, Bo Wang, Yan Wang, Dongming Zhao, Xiaojia Jin, Jijun Zhang, Ruifang He, and Yuexian Hou. 2024. [A comparative study of explicit and implicit gender biases in large language models via self-evaluation](#). In *Proceedings of the 2024 Joint International Conference on Computational Linguistics, Language Resources and Evaluation (LREC-COLING 2024)*, pages 186–198, Torino, Italia. ELRA and ICCL.