

MoEE: Mixture of Emotion Experts for Audio-Driven Portrait Animation

Huaize Liu^{1,5}, Wenzhang Sun², Donglin Di², Shibo Sun³, Jiahui Yang³, Changqing Zou^{4,1},
Hujun Bao^{4,†}

¹Zhejiang Lab, ²Li Auto, ³Harbin Institute of Technology, ⁴Zhejiang University,
⁵Hangzhou Institute for Advanced Study, University of Chinese Academy of Sciences

Abstract

The generation of talking avatars has achieved significant advancements in precise audio synchronization. However, crafting lifelike talking head videos requires capturing a broad spectrum of emotions and subtle facial expressions. Current methods face fundamental challenges: **a)** the absence of frameworks for modeling single basic emotional expressions, which restricts the generation of complex emotions such as compound emotions; **b)** the lack of comprehensive datasets rich in human emotional expressions, which limits the potential of models. To address these challenges, we propose the following innovations: **1)** the *Mixture of Emotion Experts (MoEE)* model, which decouples six fundamental emotions to enable the precise synthesis of both singular and compound emotional states; **2)** the *DH-FaceEmoVid-150* dataset, specifically curated to include six prevalent human emotional expressions as well as four types of compound emotions, thereby expanding the training potential of emotion-driven models. Furthermore, to enhance the flexibility of emotion control, we propose an emotion-to-latents module that leverages multi-modal inputs, aligning diverse control signals—such as audio, text, and labels—to ensure more varied control inputs as well as the ability to control emotions using audio alone. Through extensive quantitative and qualitative evaluations, we demonstrate that the MoEE framework, in conjunction with the DH-FaceEmoVid-150 dataset, excels in generating complex emotional expressions and nuanced facial details, setting a new benchmark in the field. These datasets will be publicly released.

1. Introduction

In recent years, audio-driven avatar generation has achieved significant advancements in precise audio synchronization [3, 15, 17, 38, 42–44, 48]. However, creating realistic con-

[†]Corresponding author.

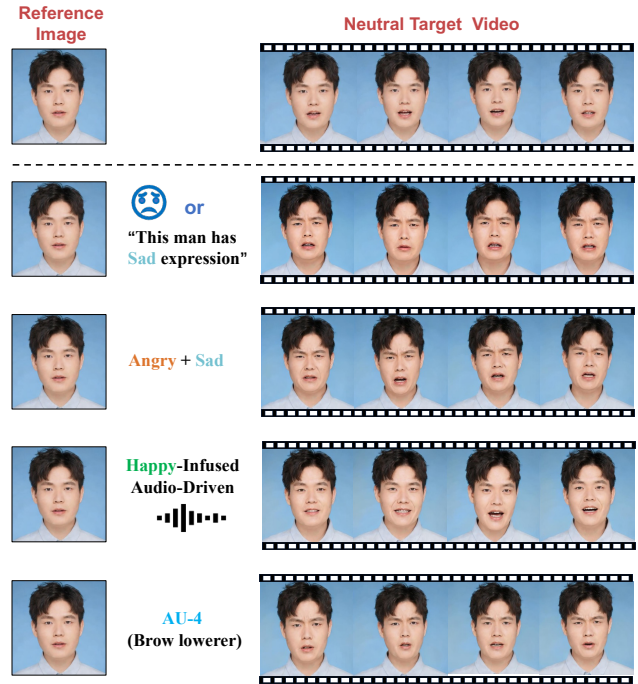


Figure 1. MoEE enables more natural and vivid basic emotion control and compound emotion control, through labels or text prompts in the generated talking face. It can also achieve emotion control based solely on audio with emotional cues. Beyond coarse-grained emotion control (e.g., audio, label and text prompt), our method allows for fine-grained expression control through AU labels.

versational videos requires more than just audio synchronization; it also demands the capture of a wide range of emotions and subtle facial expressions. Research in this area holds valuable applications not only in the entertainment industry but also in fields such as remote communication, virtual assistants, and mental health, showcasing considerable potential.

Previous studies attempt to integrate emotional and expressive information through labels, text, or videos [8, 21, 22, 35, 37, 41, 46]. While these approaches can control




Figure 2. Showcase of publicly available datasets and our proposed datasets: We refer to datasets like (a) DH-FaceEmoVid-150 and (b) MEAD as emotion datasets.

basic emotions, they lack naturalness in generating single emotions and diversity in generating complex compound emotions. The fundamental limitations are twofold: first, the absence of precise frameworks for modeling basic emotions hinders accurate synthesis of complex emotional states. Second, the lack of comprehensive datasets rich in diverse human emotional expressions significantly limits the potential of these models to produce varied emotional outputs.

To address these issues, we draw inspiration from mixture of experts and propose the Mixture of Emotion Experts (MoEE) model. This model decouples six basic emotions, enabling precise synthesis of both singular and compound emotional states. To push the performance boundaries of MoEE, we curate the DH-FaceEmoVid-150 dataset, comprising 150 hours of video content featuring six basic and four compound emotions. Initially, we fine-tune a referenceNet [13, 43] and a denoising unet [12, 29] on the entire dataset. We then train six emotion expert networks with single emotion data for precise modeling, and a gating network with compound emotion data to synthesize complex expressions. This approach significantly boosts the generative quality and generalization ability of the MoEE model.

Furthermore, we design an emotion-to-latents module that aligns multimodal inputs (*i.e.*, audio, text, labels, as illustrated in Figure 1) into a latent space using adaptive attention. Extensive quantitative and qualitative evaluations demonstrate that the MoEE framework, in conjunction with the DH-FaceEmoVid-150 dataset, excels in generating both singular and complex emotional expressions with nuanced facial details. Our contributions are as follows:

- We present the Mixture of Emotion Experts (MoEE) model focused on facial emotional expression in audio-driven portrait animation. MoEE achieves lifelike gener-

ation quality for both singular and compound emotions with strong generalization ability.

- We introduce the DH-FaceEmoVid-150 dataset, a high-resolution (1080p) collection specifically for human facial emotional expressions. It comprises six basic and four compound emotions, providing multimodal information such as AU labels, text descriptions, and emotion categories for each video.
- We develop a module that aligns multimodal inputs to unify coarse and fine-grained control signals, allowing flexible and controllable generation of detailed expressions in conjunction with MoEE.
- Extensive experiments validate the superiority of our dataset and MoEE model architecture, achieving state-of-the-art emotional expression in audio-driven portrait animation.

2. Related Work

Audio-driven Talking Head Generation Significant progress has been made in audio-driven talking head generation and portrait image animation, emphasizing realism and synchronization with audio inputs [3, 5, 10, 31, 34, 35, 38]. Notably, Wav2Lip [27] excels at overlaying synthesized lip movements onto existing video content, though its outputs can sometimes show realism issues, such as blurring or distortion in the lower facial region. Recent advancements have pivoted towards image-based methodologies, undergirded by diffusion models, to mitigate the limitations of video-centric approaches and enhance the realism and expressiveness of synthesized animations. Subsequent methods like SadTalker [48] and VividTalk [35] incorporated 3D motion modeling and head pose generation to enhance expressiveness and temporal synchronization. AniPortrait [42], EchoMimic [3], Hallo [43] and Loopy [15]

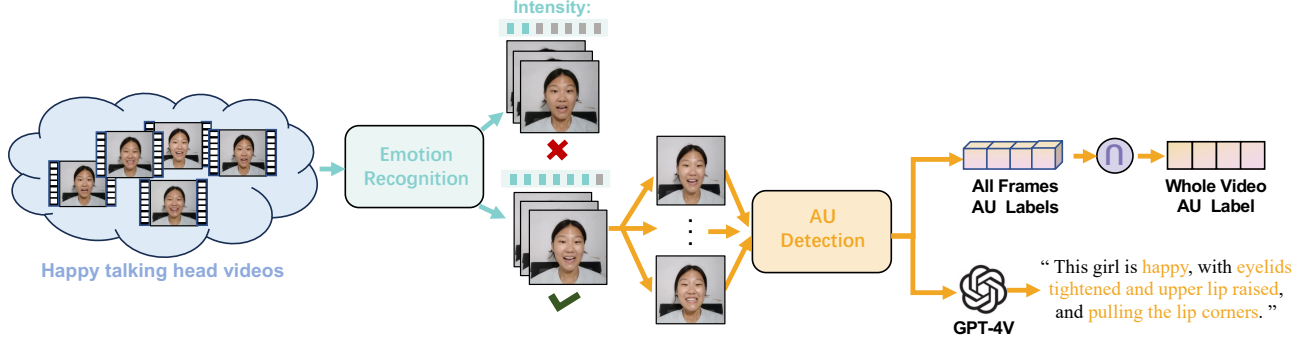


Figure 3. First, we filter the emotion dataset based on emotion intensity. Then, to achieve fine-grained control, we extract the AUs and prompt GPT-4V to paraphrase them into a sentence.

have contributed to enhanced capabilities, focusing on expressiveness, realism, and identity preservation.

Emotion Editing in Talking Head Videos Acknowledging the limitations of previous efforts, which often produce emotionless avatars, there is a growing interest in integrating emotions into talking face generation [16, 26, 36, 45]. For example, EAT [8] employs a mapping network to derive emotional guidance from latent codes, where EAMM [14] characterizes the facial dynamics of reference emotional videos as displacements in motion representations. Similarly, StyleTalk [21] develops a style encoder to capture the style of a reference video. However, these methods either support a limited range of individual emotion types or require users to find another video with the desired style, thereby restricting the flexibility and controllability of the generated avatars. Recently, some efforts have focused on using text as an emotion control signal, such as InstructAvatar [41]. Nevertheless, these methods rely solely on text descriptions for emotion control, which limits the diversity of control conditions. In contrast, our approach combines advancements in model architecture and dataset design to enable vivid and natural emotion and expression control under multimodal conditions, achieving greater flexibility and expressiveness.

3. Data Collection and Filtration

Talking head generation model is naturally scalable for large datasets, but it also requires high-quality data as it learns from data distribution. We have assembled our dataset from a variety of sources. Some open-source emotion datasets, like MEAD [39], have limitations, such as small dataset sizes and a restricted range of emotion categories. To fill the gaps in existing datasets, we have additionally collected a new emotional dataset: DH-FaceEmoVid-150, which focuses on basic emotions and compound emotions. As shown in the Figure 2, the entire dataset comprises six basic emotions: angry, disgusted, fear, happy, sad, surprised. In addition, the dataset includes four compound emotions: angrily disgusted, sadly

Datasets	IDs	Hours	Single Emotion	Compound Emotion	Text	AU Label
HDTF	362	16	×	×	×	×
DH-FaceVid-1K	500	200	×	×	×	×
Mead	60	40	✓	×	×	×
DH-FaceEmoVid-150	80	150	✓	✓	✓	✓

Table 1. Statistics of the collected dataset

surprised, sadly fear, happily surprised. The total duration of the dataset is 150 hours, featuring 80 actors, with a resolution of no less than 1080×1080. The overview of all the dataset statistics this model used is demonstrated in Tab. 1. Additional visualizations of the dataset can be found in Appendix D

On this basis, to improve the quality of the dataset, we filtered the dataset based on emotion intensity, extracted the corresponding AU (Action Unit) labels for each video, and generated fine-grained text instructions for each video. As shown in Figure 3, we used LibreFace [2] for emotion recognition to filter out videos with ambiguous emotions. We found that existing emotional talking head datasets typically provide only tag-level annotations with limited emotion categories (*e.g.*, “happy” or “sad”) for talking videos, so we obtained fine-grained AU labels and natural text instructions through Action Unit Extraction and VLM Paraphrase. Action Units (AUs) are defined by Facial Action Coding System (FACS) [7] and are used to describe facial muscle movements. We extracted AU labels for each frame and the corresponding action descriptions using the ME-GraphAU model [20]. Then, we randomly selected 5 frames from a video, input the action descriptions and frames images into the GPT-4V [25], and obtained text instructions for the entire video.

4. Methodology

In this section, we introduce our MoEE model. In Sec. 4.1, we provide an overview of the architecture of MoEE. Subsequently, Sec. 4.2 describes the Mixture of Emotion Expert to achieve diverse emotions control, while Sec. 4.3 introduce the detail of Emotion-to-latents Module. Finally, in Sec. 4.4, we demonstrate the training and inference details.

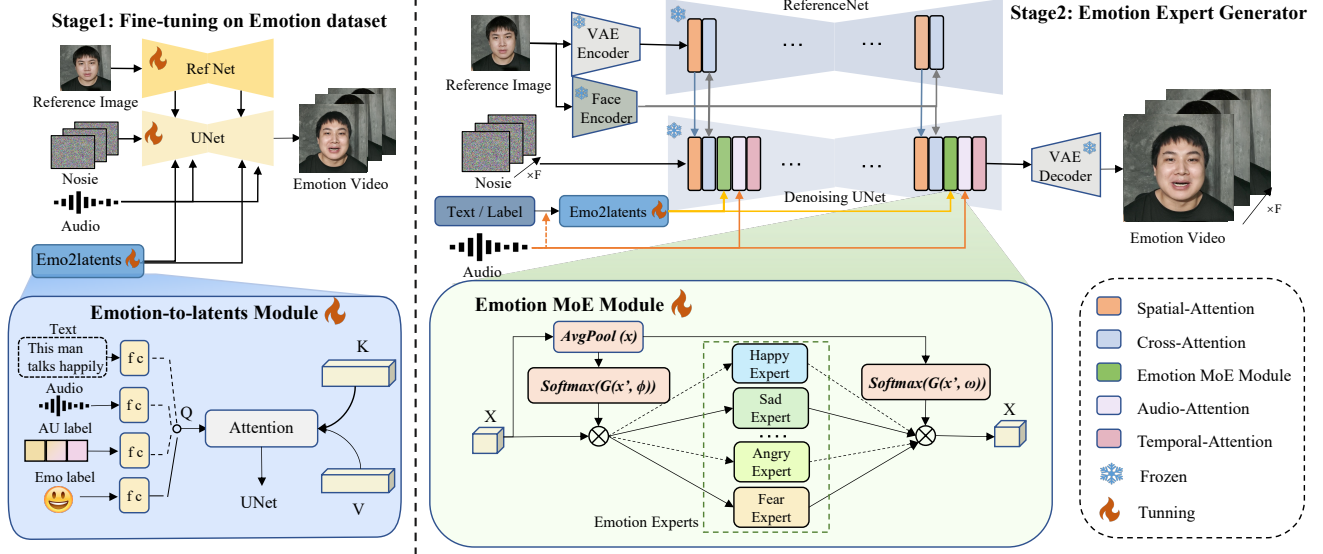


Figure 4. The overall framework of MoEE implements a two-stage training process. First, we fine-tune the Reference Net and denoising U-Net modules on emotion datasets to enable the model to learn as much prior knowledge about expressive faces as possible. Then, we achieve more natural and accurate emotion and expression control through the Mixture of Emotion Experts. Additionally, the Emotion-to-Latents module enables multi-modal emotion control.

4.1. Model Overview

Given one portrait image I , a sequence of audio clips $A = [a_1, a_2, \dots, a_N]$, and the Emotion Condition C , our model is tasked with animating the portrait to utter the audio with the target style represented by the text, audio or label. Overall, we aim to learn a mapping to generate a video $V = F(I, A, C)$. As illustrated in Figure 4, the backbone of MoEE is a denoising U-Net [1], which denoises the input multi-frame noisy latent under the conditions. This architecture includes an additional Reference Net module, which is a Unet-based Stable Diffusion network with the same number of layers as the denoising model network, to capture the visual appearance of both the portrait and the associated background. The input audio embedding is derived from a 12-layer wav2vec [30] network and fed into the Audio Attention Layer to encode the relationship with the audio. The Temporal Attention layer [9] is a temporal-wise self-attention layer that captures the temporal relationships between the video frames. Additionally, the denoising U-Net incorporates an Emotion MoE Module, consisting of six emotion-specific expert modules, to encode relationships with specific emotional conditions. In the following sections, we will detail how to design a mixture of emotion experts module, as well as how to design a multimodal emotion condition module.

4.2. Mixture of Emotion Experts

To address the factors contributing to the poor performance of emotion generation, we propose constructing a Mixture of Experts (MoE) module. This module consists of emotion

experts, each specializing in a single emotion. We focus on six basic emotions: happiness, sadness, anger, disgust, fear, and surprise, training an expert model for each. This is achieved by training six cross-attention modules on well-structured, single-emotion datasets. During the training of each expert, the latent noise bypasses the other modules, whose parameters remain fixed. The cross attention operation is formulated as:

$$\text{CrossAttn}(Z_t, C) = \text{softmax}(QK^T/\sqrt{d})V \quad (1)$$

where $Q = W_Q Z_t$, $K = W_K C$ and $V = W_V C$ are the queries; W_Q , W_K and W_V are learnable projection matrices; and d_k is the dimensionality of the keys.

Soft Mixture Assignment After training expert models for the six basic emotions, an assignment mechanism needs to be introduced to better coordinate each expert model during the generation process. Since the process of generating complex emotions requires combinations of multiple basic emotions, while the hard assignment mode in MoE only permits one expert to access the given input. Therefore, inspired by Soft MoE [28], we adopt a soft assignment, allowing multiple experts to handle input simultaneously. In addition to the need for emotion control over the global video frames, localized control is also essential, as different emotions are mainly expressed through specific facial expressions. Therefore, we use both global and local assignments. Local assignment, by independently assigning weights to each token, enables more precise control over the emotional expression of local features, facilitating the generation of more vivid expressions.

Specifically, considering the input $X \in \mathbb{R}^{b \times n \times d}$ where b is the number of batch size, n is the number of token and d is the feature dimension. For local assignment, we use a local gating network that contains a learnable gating layer $G(\cdot, \phi)$ ($\phi \in \mathbb{R}^{d \times e}$, e is the number of experts and here e is 6, below is the same) and a sigmoid function. The gating network is to produce six normalized score maps $s = [s_1, s_2, s_3, s_4, s_5, s_6]$ ($s \in \mathbb{R}^{n \times e}$) for six emotion experts as formulated:

$$s = \text{sigmoid}(G(X, \phi)) \quad (2)$$

For global soft assignment, we use a global gating network including an AdaptiveAvePool, a learnable gating layer $G(\cdot, \omega)$ ($\omega \in \mathbb{R}^{d \times e}$), and a softmax function. This gating network is to produce six global scalars $g = [g_1, g_2, g_3, g_4, g_5, g_6]$ ($g \in \mathbb{R}^e$) for six experts as formulated:

$$g = \text{softmax}(G(\text{Pool}(X), \omega)). \quad (3)$$

The soft mechanism is built on the fact that the input X can adaptively determine how much (weight) should be sent to each expert by the softmax function. At the same time, the weights among the various emotion experts are interdependent. For single emotion control generation, only the corresponding expert model needs to be invoked. For compound emotion control generation, cooperation among different emotion expert modules is required. Specifically, we first send X to each emotion expert respectively, use s_i , where i is the number of emotion expert, to perform element-wise multiplication (local assignment), and also perform global control by scalars g_i . Then we add them back to the X , producing a new output X' :

$$X' = X + \sum_{i=1}^e g_i \cdot E_i(X \cdot s_i) \quad (4)$$

Further network details about Mixture of Emotion Experts are provided in the Appendix A

4.3. Emotion-to-latents Module

This module can accept a variety of different modality conditions, such as text, audio, and labels. As illustrated in Figure 4, it maps multimodal conditions, which have both strong and weak correlations with emotion, to a shared emotion latent space, ensuring that all these conditions have a good control effect. Specifically, the conditions from various modalities are first transformed into feature vectors using pretrained encoders. For textual information, we use the T5 text encoder [24] and for audio signals, we employ emotion2vec model [23]. For label signals, we train a custom two-layer MLP network as an encoder. Then, we map these feature vectors to the same dimension via fully connected layers (FC) to serve as query latent in the attention mechanism. Additionally, we maintain a set of learnable

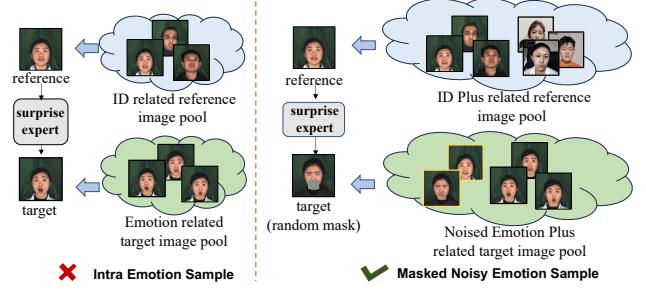


Figure 5. Visualization of different emotion sample strategy. Results demonstrate that the proposed masked noisy emotion sample strategy can ensure natural and vivid expression.

embeddings, which act as key and value features for attention computation to obtain new features. These new features, referred to as emotion latent, replace the input conditions in subsequent computations. These feature vectors are then fed into the Emotion MoE Module, serving as key and value features, injecting condition information into the U-Net. Further network details about Emotion-to-latents Module are provided in the Appendix A

4.4. Training and Inference

Masked Noisy Emotion Sampling Due to the relatively small size of the segmented single-emotion datasets, the expert models trained on them often risk learning knowledge beyond the targeted emotion. To amplify the impact of emotion, we incorporate data of other emotions or neutral expressions with a certain probability for a particular emotion. As illustrated in Figure 4, this approach introduces noise into the emotion conditions while expanding the number of person IDs thus enabling the model to concentrate more effectively on the control of emotion conditions.

However, since frames with different emotions come from different speech videos, there can be significant variations in mouth shapes, leading the model to focus more on mouth transformations rather than the emotions themselves. To mitigate this, we first locate the position of the mouth in portrait images by Mediapipe [19]. We then apply a mask to the mouth. This method ensures that the expert model maintains consistent person ID while achieving more accurate learning of facial expression transformations.

Loss function Since the resolution of latent space (64×64 for 512×512 image) is relative too low to capture the subtle facial details, a timestep-aware spatial loss is proposed to learning the face expression directly in the pixel space. The loss function L during the training process is summarized as:

$$L = L_{latent} + \lambda L_{spatial} \quad (5)$$

Where L_{latent} is the objective function guiding the denoising process. With timestep t is uniformly sampled from $\{1, \dots, T\}$. The objective is to minimize the error between



Figure 6. Qualitative comparison with baselines. It shows that MoEE achieves well lip-sync quality and emotion controllability. Additionally, MoEE enables emotion control without text prompt.

the true noise ϵ and the model-predicted noise $\epsilon_\theta(z_t, t, c)$ based on the given timestep t , the noisy latent variable z_t , and c_{embed} denotes the conditional embeddings. The loss function during the training process is summarized as:

$$L_{latent} = \mathbb{E}_{t, c_{embed}, z_t, \epsilon} [\|\epsilon - \epsilon_\theta(z_t, t, c_{embed})\|^2] \quad (6)$$

For $L_{spatial}$, predicted latent z_t is first mapped to z_0 by sampler and the predicted image I_p is obtained via passing z_0 to the vae decoder. The L1 loss is computed on the predicted image and its corresponding ground truth. Additionally, we introduce a Perception loss, enhancing details and visual realism. The specific formula is shown below:

$$L_{spatial} = w(t)(\|I_p, I_{GT}\| + \|V(I_p), V(I_{GT})\|^2) \quad (7)$$

where V denotes the feature extractor of VGG19, and $w(t) = \cosine(t * \pi/2T)$ serves as a timestep aware function to reduce the weight for large t .

Training This study implements a two-stage training process aimed at optimizing distinct components of the overall framework. Next, We will describe each stage in detail below.

In the initial stage, considering the limited emotion prior for diffusion model could be caused by the absence of high-quality emotion datasets, our work bridges this gap by providing carefully collected emotion datasets. We fine-tuning the Reference Net and denoising U-Net modules on these emotion Datasets, and the well-trained model is then sent to the next stage.

In the second stage, the model is trained to generate video frames based on the reference image, driven audio, and emotion condition. During this phase, the spatial modules, cross modules, audio modules and temporal modules of Reference Net and denoising U-Net remain static. The optimization process focuses on the Emotion MoE modules, which are optimized to enhance the accuracy and diversity of emotion control generation capabilities.

Inference During the inference stage, the network takes a single reference image, driving audio and emotion condition as input, producing a video sequence that animates the reference image based on the corresponding emotion and audio. To produce visually consistent long videos, we utilize the last 2 frames of the previous video clip as the initial k frames of the next clip, enabling incremental inference for video clip generation.

5. Experiment

5.1. Experiment setup

Datasets As outlined earlier, this research utilizes the filtered HDTF [49], a segment of the DH-FaceVid-1K [6] dataset, as well as MEAD [39] and DH-FaceEmoVid-150 for training. During the testing phase, we choose 20 subjects from the HDTF datasets, selecting 10 video clips for each subject at random, with each clip lasting about 5 to 10 seconds. Notably, to assess the efficacy of the mixture of emotion experts, we extract 20 subjects from both MEAD

Method	HDTF				
	FID↓	FVD↓	LPIPS↓	Sync-C↑	Sync-D↓
AniPortrait[42]	36.826	476.818	0.211	5.977	9.898
Hallo[43]	28.605	343.023	0.167	6.254	8.735
Echomimic[3]	48.323	526.125	0.312	6.73	9.157
StyleTalk[21]	76.564	502.334	0.326	3.885	10.644
EAT[8]	81.254	545.266	0.357	5.012	9.885
MoEE (Ours)	28.834	322.625	0.152	6.114	9.101

Table 2. Comparison of various methods on the HDTF dataset.

and DH-FaceEmoVid-150 datasets. For each of these subjects, 10 videos are randomly chosen from 4 out of the 6 available emotional categories.

Evaluation Metrics The evaluation metrics utilized in the portrait image animation approach include Learned Perceptual Image Patch Similarity (LPIPS) [47], Fréchet Inception Distance (FID) [11], Fréchet Video Distance (FVD) [40], Average Keypoint Distance (AKD) [32], and synchronization metrics Sync-C and Sync-D [4]. LPIPS measures perceptual similarity, with lower scores being preferable. FID and FVD evaluate realism, where lower scores indicate greater similarity to real data. AKD measures the alignment of facial keypoints, with lower values indicating higher accuracy in reproducing facial expressions and movements. Sync-C and Sync-D evaluate lip synchronization, where higher Sync-C and lower Sync-D scores reflect better audio-visual alignment. Since the dataset’s audio is in Chinese, Sync-C and Sync-D may not provide an entirely objective evaluation, so we used tailored combinations of evaluation metrics for each dataset.

Baseline We compared our proposed method with publicly available implementations of AniPortrait [42], Hallo [43], EchoMimic [3], StyleTalk [21], EAT [8] on the HDTF, MEAD, and DH-FaceEmoVid-150 datasets. We also conducted a qualitative comparison to provide deeper insights into our method’s performance and its ability to generate realistic, expressive talking head animations.

More experiment details can be found in the Appendix.

5.2. Quantitative Results

We conducted an exhaustive comparative analysis of existing diffusion-based methods driven by audio. This study underscored the efficacy of MoEE in achieving vivid and accurate control over emotions and expressions. To ensure rigorous evaluation across datasets, we selected appropriate metrics to showcase each method’s unique strengths.

Comparison on the HDTF dataset Table 2 indicates that MoEE outperforms other methods across multiple metrics. The Sync-C and Sync-D metrics show a slight decline due to the Chinese talking head dataset we used.

Comparison on the MEAD dataset Table 3 indicates that MoEE can achieve the best performance in most metrics, demonstrates superior and stable performance across image

Method	MEAD				
	FID↓	FVD↓	LPIPS↓	Sync-C↑	Sync-D↓
AniPortrait[42]	64.582	735.691	0.379	6.212	9.866
Hallo[43]	72.384	715.119	0.356	6.856	9.103
Echomimic[3]	75.678	699.322	0.413	6.668	9.342
StyleTalk[21]	49.399	577.657	0.295	3.968	10.578
EAT[8]	32.696	412.709	0.394	5.509	8.209
MoEE (Ours)	39.420	403.416	0.288	7.002	8.105

Table 3. Comparison of various methods on the MEAD dataset.

Method	DH-FaceEmoVid-150			
	FID↓	FVD↓	LPIPS↓	AKD↓
AniPortrait[42]	66.034	712.291	0.323	20.654
Hallo[43]	72.354	702.841	0.329	16.444
Echomimic[3]	71.288	653.927	0.366	8.332
StyleTalk[21]	51.038	534.217	0.242	4.234
EAT[8]	48.011	467.739	0.260	14.109
MoEE (Ours)	39.619	402.803	0.182	4.028

Table 4. Comparison of various methods on the DH-FaceEmoVid-150 dataset.



Figure 7. Portrait image animation results on Emotion Control and AU Control with different portrait styles.

and video quality, as well as motion synchronization.

Comparison on the DH-FaceEmoVid-150 dataset DH-FaceEmoVid-150 dataset contains a large set of facial videos with various emotions, enabling MoEE to generate more stable results. As shown in Table 4, MoEE significantly outperforms all other methods across all metrics.

5.3. Qualitative Results

Visual comparison with baselines Figure 6 presents a visual comparison of MoEE against other methods across different emotion control, demonstrating superior performance under different conditions. Notably, AniPortrait, Hallo and EchoMimic often exhibit background noise issues, while EAT and StyleTalk often produce incorrect and unnatural expressions. Our model demonstrates strong lip-sync accu-

Methods	FID↓	FVD↓	LPIPS↓	AKD↓
(a) w/o MoEE	58.411	655.329	0.325	14.959
(b) w/o GS Assignment	46.334	447.814	0.194	10.652
(c) w/o MNS Sample	51.788	489.241	0.211	4.591
(d) w/o DH-FaceEmoVid-150	52.412	511.928	0.275	7.885
MoEE (Ours)	39.619	402.803	0.182	4.028

Table 5. More ablation studies on the proposed techniques. The first row shows the results without using Mixture of Emotion Experts (MoEE). The second row presents the results without Global Soft Assignment (GS Assignment). The third row displays the results without Masked Noisy Emotion Sample (MNS Sample). The forth row displays the results without DH-FaceEmoVid-150 dataset.



Figure 8. Visualization of different emotion control methods. Results demonstrate that the proposed mixture of experts methods can ensure natural and vivid expression.

racy, along with enhanced naturalness and clarity, while effectively preserving identity characteristics and background stability.

Visualization on Emotion Control and AU Control Figure 7 illustrates that our method can achieve single-emotion control, compound emotion control, and fine-grained expression control based on AU labels. Additionally, our method is capable of processing a wide range of input types, including paintings, portraits from generative models and more. These findings highlight the versatility and effectiveness of our approach in emotion control and accommodating different artistic styles. More experiment details can be found in the Appendix C

5.4. Ablation Study

Mixture of Emotion Experts Method We analyze the impact of different emotion control methods on improving emotion control. As shown in Figure 8, we compare three approaches: without mixture of experts models, without global assignment, and with both mixture of experts models and global assignment. The experiments demonstrate that our method effectively capture fine-grained expression

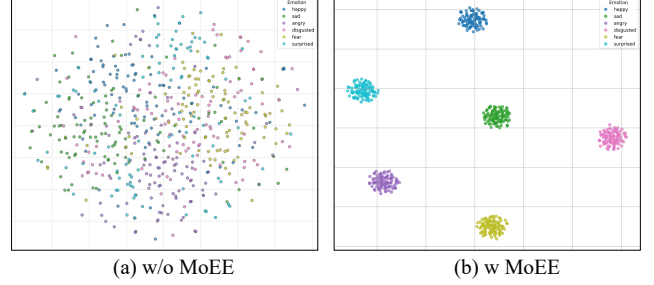


Figure 9. Visualization of the latent space.




Figure 10. Visualization of different emotion sample strategy. Results demonstrate that the proposed masked noisy emotion sample strategy can ensure natural and vivid expression.

details. Table 5 illustrates the effects of Mixture of Emotion Experts. Notably, using Global Soft Assignment enhances visual quality and emotion control, as reflected by improvements in FID, FVD, and AKD.

We also analyzed the effect of employing the Mixture of Emotion Experts module on the latent space across different emotional conditions. Figure 9 presents a visualization of the latent space: with the application of this module, the latent distributions across different emotional conditions exhibit greater separation, ensuring accurate and stable generation of talking heads with specific emotions.

Masked Noisy Emotion Sample Strategy We introduced a masked noisy emotion sample strategy to enhance emotion accuracy and character ID consistency. As illustrated in Figure 10, we compared two sampling methods: (a) intra-emotion sampling and (b) masked noisy emotion sampling and the experimental results demonstrate that our proposed approach effectively generates accurate and natural expressions. Table 5 further validates the effectiveness of the masked noisy emotion sampling strategy.

Dataset Efficiency To evaluate the effectiveness of the dataset, we conducted both quantitative and qualitative comparison experiments. As illustrated in Figure 11 and Table 5, the results verified that DH-FaceEmoVid-150 significantly enhances the ability of emotional Audio-Driven Portrait Animation.



Figure 11. Visualization of emotion control based on different datasets. Results demonstrate that DH-FaceEmoVid-150 can enhance emotion control ability.

Method	Emo.↑	Lip.↑	Nat.↑	ID.↑
AniPortrait [42]	2.05	3.98	4.33	4.31
Hallo [43]	2.03	4.48	4.25	4.05
Echomimic [3]	2.88	4.71	4.65	4.25
StyleTalk [21]	4.44	3.22	3.54	3.58
EAT [8]	4.23	3.57	3.81	4.29
(Ours)	4.65	4.74	4.71	4.55

Table 6. User Study for MoEE and other baselines on MEAD. The bold values indicate the best results.

5.5. User Study

We conduct a user study to compare our method with the other methods. We involve 15 experienced users to score the generation quality and controllability of each model. We randomly select 10 generation examples from the MEAD and DH-FaceEmoVid-150 datasets. Our evaluation metric is the Mean Opinion Score (MOS). We assess the lip-sync quality (Lip.), emotion controllability (Emo.), naturalness (Nat.) and identity preservation (ID.). Participants were presented with one video at a time and asked to rate each video for each score on a scale of 1 to 5. We calculated the average score as the final result. As shown in Table 6 and Table 7, Our proposed method achieves the best results across all evaluation criteria.

6. Limitations

Our method still has certain limitations in the following areas: (1) Due to the limited compound emotion categories in the DH-FaceEmoVid-150 dataset, some compound emotions are not well represented. For example, the "sadly disgusted" emotion does not successfully blend the two emotions but instead emphasizes the "disgusted" emotion. (2) In terms of fine-grained expression control, our model is trained solely on a combination of action units extracted from real talking videos. This dependency between action units may limit its ability to precisely control a disentangled

Method	Emo.↑	Lip.↑	Nat.↑	ID.↑
AniPortrait [42]	2.25	4.02	4.18	4.31
Hallo [43]	2.13	4.21	4.54	4.33
Echomimic [3]	2.78	4.56	4.71	4.25
StyleTalk [21]	4.62	3.51	3.73	3.58
EAT [8]	4.51	3.45	3.75	4.21
(Ours)	4.73	4.81	4.76	4.62

Table 7. User Study for MoEE and other baselines on DH-FaceEmoVid-150. The bold values indicate the best results.

single action unit. Our future efforts will aim to address these issues.

7. Conclusion and Future Work

In this paper, we introduce MoEE, a novel multimodal-guided framework for coarse-grained emotion control and fine-grained expression control in avatar generation, using end-to-end diffusion models, which significantly enhancing controllability and vividness compared to previous models. We develop a mixture of emotion expert module and a emotional talking head dataset, to achieve accurate and vivid controls. Additionally, our Emotion-to-Latents module enables multi-modal emotion control and improves emotion control based solely on audio signals. Experimental results demonstrate MoEE’s exceptional lip-sync quality, fine-grained emotion controllability, and the naturalness of the generated outputs. We hope our work will inspire further research into emotional talking heads and encourage more studies in this area.

References

- [1] Andreas Blattmann, Tim Dockhorn, Sumith Kulal, Daniel Mendelevitch, Maciej Kilian, Dominik Lorenz, Yam Levi, Zion English, Vikram Voleti, Adam Letts, et al. Stable video diffusion: Scaling latent video diffusion models to large datasets. *arXiv preprint arXiv:2311.15127*, 2023. 4
- [2] Di Chang, Yufeng Yin, Zongjian Li, Minh Tran, and Mohammad Soleymani. Libreface: An open-source toolkit for deep facial expression analysis. In *Proceedings of the IEEE/CVF Winter Conference on Applications of Computer Vision*, pages 8205–8215, 2024. 3
- [3] Zhiyuan Chen, Jiajiong Cao, Zhiqian Chen, Yuming Li, and Chenguang Ma. Echomimic: Lifelike audio-driven portrait animations through editable landmark conditions. *arXiv preprint arXiv:2407.08136*, 2024. 1, 2, 7, 9
- [4] J. S. Chung and A. Zisserman. Out of time: automated lip sync in the wild. In *Workshop on Multi-view Lip-reading, ACCV*, 2016. 7
- [5] Enric Corona, Andrei Zanfir, Eduard Gabriel Bazavan, Nikos Kolotouros, Thiemo Alldieck, and Cristian Sminchisescu.

- Vlogger: Multimodal diffusion for embodied avatar synthesis. *arXiv preprint arXiv:2403.08764*, 2024. 2
- [6] Donglin Di, He Feng, Wenzhang Sun, Yongjia Ma, Hao Li, Wei Chen, Xiaofei Gou, Tonghua Su, and Xun Yang. Facevid-1k: A large-scale high-quality multiracial human face video dataset, 2024. 6
- [7] Paul Ekman and Wallace V Friesen. Facial action coding system. *Environmental Psychology & Nonverbal Behavior*, 1978. 3
- [8] Yuan Gan, Zongxin Yang, Xihang Yue, Lingyun Sun, and Yi Yang. Efficient emotional adaptation for audio-driven talking-head generation. In *Proceedings of the IEEE/CVF International Conference on Computer Vision*, pages 22634–22645, 2023. 1, 3, 7, 9
- [9] Yuwei Guo, Ceyuan Yang, Anyi Rao, Zhengyang Liang, Yaohui Wang, Yu Qiao, Maneesh Agrawala, Dahua Lin, and Bo Dai. Animatediff: Animate your personalized text-to-image diffusion models without specific tuning. *arXiv preprint arXiv:2307.04725*, 2023. 4
- [10] Tianyu He, Junliang Guo, Runyi Yu, Yuchi Wang, Jialiang Zhu, Kaikai An, Leyi Li, Xu Tan, Chunyu Wang, Han Hu, et al. Gaia: Zero-shot talking avatar generation. *arXiv preprint arXiv:2311.15230*, 2023. 2
- [11] Martin Heusel, Hubert Ramsauer, Thomas Unterthiner, Bernhard Nessler, and Sepp Hochreiter. Gans trained by a two time-scale update rule converge to a local nash equilibrium. *Advances in neural information processing systems*, 30, 2017. 7
- [12] Jonathan Ho, Ajay Jain, and Pieter Abbeel. Denoising diffusion probabilistic models. pages 6840–6851, 2020. 2
- [13] Li Hu, Xin Gao, Peng Zhang, Ke Sun, Bang Zhang, and Liefeng Bo. Animate anyone: Consistent and controllable image-to-video synthesis for character animation. *arXiv preprint arXiv:2311.17117*, 2023. 2
- [14] Xinya Ji, Hang Zhou, Kaisiyuan Wang, Qianyi Wu, Wayne Wu, Feng Xu, and Xun Cao. Eamm: One-shot emotional talking face via audio-based emotion-aware motion model. In *ACM SIGGRAPH 2022 Conference Proceedings*, pages 1–10, 2022. 3
- [15] Jianwen Jiang, Chao Liang, Jiaqi Yang, Gaojie Lin, Tianyun Zhong, and Yanbo Zheng. Loopy: Taming audio-driven portrait avatar with long-term motion dependency. *arXiv preprint arXiv:2409.02634*, 2024. 1, 2
- [16] Borong Liang, Yan Pan, Zhizhi Guo, Hang Zhou, Zhibin Hong, Xiaoguang Han, Junyu Han, Jingtuo Liu, Errui Ding, and Jingdong Wang. Expressive talking head generation with granular audio-visual control. In *Proceedings of the IEEE/CVF Conference on Computer Vision and Pattern Recognition*, pages 3387–3396, 2022. 3
- [17] Tao Liu, Feilong Chen, Shuai Fan, Chenpeng Du, Qi Chen, Xie Chen, and Kai Yu. Anitalker: animate vivid and diverse talking faces through identity-decoupled facial motion encoding. In *Proceedings of the 32nd ACM International Conference on Multimedia*, pages 6696–6705, 2024. 1
- [18] I Loshchilov. Decoupled weight decay regularization. *arXiv preprint arXiv:1711.05101*, 2017. 12
- [19] Camillo Lugaresi, Jiuqiang Tang, Hadon Nash, Chris McClanahan, Esha Ubaweja, Michael Hays, Fan Zhang, Chuo-Ling Chang, Ming Guang Yong, Juhyun Lee, et al. Mediapipe: A framework for building perception pipelines. *arXiv preprint arXiv:1906.08172*, 2019. 5
- [20] Cheng Luo, Siyang Song, Weicheng Xie, Linlin Shen, and Hatice Gunes. Learning multi-dimensional edge feature-based au relation graph for facial action unit recognition. *arXiv preprint arXiv:2205.01782*, 2022. 3
- [21] Yifeng Ma, Suzhen Wang, Zhipeng Hu, Changjie Fan, Tangjie Lv, Yu Ding, Zhidong Deng, and Xin Yu. Styletalk: One-shot talking head generation with controllable speaking styles. In *Proceedings of the AAAI Conference on Artificial Intelligence*, pages 1896–1904, 2023. 1, 3, 7, 9
- [22] Yifeng Ma, Shiwei Zhang, Jiayu Wang, Xiang Wang, Yingya Zhang, and Zhidong Deng. Dreamtalk: When expressive talking head generation meets diffusion probabilistic models. *arXiv preprint arXiv:2312.09767*, 2023. 1
- [23] Ziyang Ma, Zhisheng Zheng, Jiaxin Ye, Jinchao Li, Zhifu Gao, Shiliang Zhang, and Xie Chen. emotion2vec: Self-supervised pre-training for speech emotion representation. *arXiv preprint arXiv:2312.15185*, 2023. 5
- [24] Jianmo Ni, Gustavo Hernandez Abrego, Noah Constant, Ji Ma, Keith B Hall, Daniel Cer, and Yinfei Yang. Sentence-t5: Scalable sentence encoders from pre-trained text-to-text models. *arXiv preprint arXiv:2108.08877*, 2021. 5
- [25] OpenAI. Gpt-4v(ision) system card. 2023. 3
- [26] Ziqiao Peng, Haoyu Wu, Zhenbo Song, Hao Xu, Xiangyu Zhu, Jun He, Hongyan Liu, and Zhaoxin Fan. Emotalk: Speech-driven emotional disentanglement for 3d face animation. In *Proceedings of the IEEE/CVF International Conference on Computer Vision*, pages 20687–20697, 2023. 3
- [27] KR Prajwal, Rudrabha Mukhopadhyay, Vinay P Namboodiri, and CV Jawahar. A lip sync expert is all you need for speech to lip generation in the wild. In *Proceedings of the 28th ACM international conference on multimedia*, pages 484–492, 2020. 2
- [28] Joan Puigcerver, Carlos Riquelme Ruiz, Basil Mustafa, and Neil Houlsby. From sparse to soft mixtures of experts. In *The Twelfth International Conference on Learning Representations*. 4
- [29] Robin Rombach, Andreas Blattmann, Dominik Lorenz, Patrick Esser, and Björn Ommer. High-resolution image synthesis with latent diffusion models. In *Proceedings of the IEEE/CVF conference on computer vision and pattern recognition*, pages 10684–10695, 2022. 2
- [30] Steffen Schneider, Alexei Baevski, Ronan Collobert, and Michael Auli. wav2vec: Unsupervised pre-training for speech recognition. *arXiv preprint arXiv:1904.05862*, 2019. 4
- [31] Shuai Shen, Wenliang Zhao, Zibin Meng, Wanhua Li, Zheng Zhu, Jie Zhou, and Jiwen Lu. Difftalk: Crafting diffusion models for generalized audio-driven portraits animation. In *Proceedings of the IEEE/CVF Conference on Computer Vision and Pattern Recognition*, pages 1982–1991, 2023. 2
- [32] Aliaksandr Siarohin, Stéphane Lathuilière, Sergey Tulyakov, Elisa Ricci, and Nicu Sebe. Animating arbitrary objects via

- deep motion transfer. In *Proceedings of the IEEE/CVF Conference on Computer Vision and Pattern Recognition*, pages 2377–2386, 2019. 7
- [33] Jiaming Song, Chenlin Meng, and Stefano Ermon. Denoising diffusion implicit models. *arXiv preprint arXiv:2010.02502*, 2020. 12
- [34] Michał Stypułkowski, Konstantinos Vougioukas, Sen He, Maciej Zięba, Stavros Petridis, and Maja Pantic. Diffused heads: Diffusion models beat gans on talking-face generation. In *Proceedings of the IEEE/CVF Winter Conference on Applications of Computer Vision*, pages 5091–5100, 2024. 2
- [35] Xusen Sun, Longhao Zhang, Hao Zhu, Peng Zhang, Bang Zhang, Xinya Ji, Kangneng Zhou, Daiheng Gao, Liefeng Bo, and Xun Cao. Vividtalk: One-shot audio-driven talking head generation based on 3d hybrid prior. *arXiv preprint arXiv:2312.01841*, 2023. 1, 2
- [36] Zhaoxu Sun, Yuze Xuan, Fang Liu, and Yang Xiang. Fg-emotalk: Talking head video generation with fine-grained controllable facial expressions. In *Proceedings of the AAAI Conference on Artificial Intelligence*, pages 5043–5051, 2024. 3
- [37] Shuai Tan, Bin Ji, and Ye Pan. Emmn: Emotional motion memory network for audio-driven emotional talking face generation. pages 22089–22099, 2023. 1
- [38] Linrui Tian, Qi Wang, Bang Zhang, and Liefeng Bo. Emo: Emote portrait alive-generating expressive portrait videos with audio2video diffusion model under weak conditions. *arXiv preprint arXiv:2402.17485*, 2024. 1, 2
- [39] Kaisiyuan Wang, Qianyi Wu, Linsen Song, Zhuoqian Yang, Wayne Wu, Chen Qian, Ran He, Yu Qiao, and Chen Change Loy. Mead: A large-scale audio-visual dataset for emotional talking-face generation. In *European Conference on Computer Vision*, pages 700–717. Springer, 2020. 3, 6
- [40] Ting-Chun Wang, Ming-Yu Liu, Jun-Yan Zhu, Guilin Liu, Andrew Tao, Jan Kautz, and Bryan Catanzaro. Video-to-video synthesis, 2018. 7
- [41] Yuchi Wang, Junliang Guo, Jianhong Bai, Runyi Yu, Tianyu He, Xu Tan, Xu Sun, and Jiang Bian. Instructavatar: Text-guided emotion and motion control for avatar generation. *arXiv preprint arXiv:2405.15758*, 2024. 1, 3
- [42] Huawei Wei, Zejun Yang, and Zhisheng Wang. Aniportrait: Audio-driven synthesis of photorealistic portrait animation. *arXiv preprint arXiv:2403.17694*, 2024. 1, 2, 7, 9
- [43] Mingwang Xu, Hui Li, Qingkun Su, Hanlin Shang, Liwei Zhang, Ce Liu, Jingdong Wang, Yao Yao, and Siyu Zhu. Hallo: Hierarchical audio-driven visual synthesis for portrait image animation. *arXiv preprint arXiv:2406.08801*, 2024. 2, 7, 9
- [44] Sicheng Xu, Guojun Chen, Yu-Xiao Guo, Jiaolong Yang, Chong Li, Zhenyu Zang, Yizhong Zhang, Xin Tong, and Baining Guo. Vasa-1: Lifelike audio-driven talking faces generated in real time. *arXiv preprint arXiv:2404.10667*, 2024. 1
- [45] Fei Yin, Yong Zhang, Xiaodong Cun, Mingdeng Cao, Yanbo Fan, Xuan Wang, Qingyan Bai, Baoyuan Wu, Jue Wang, and Yujiu Yang. Styleheat: One-shot high-resolution editable talking face generation via pre-trained stylegan. In *European conference on computer vision*, pages 85–101. Springer, 2022. 3
- [46] Shuyan Zhai, Meng Liu, Yongqiang Li, Zan Gao, Lei Zhu, and Liqiang Nie. Talking face generation with audio-deduced emotional landmarks. *IEEE Transactions on Neural Networks and Learning Systems*, 2023. 1
- [47] Richard Zhang, Phillip Isola, Alexei A Efros, Eli Shechtman, and Oliver Wang. The unreasonable effectiveness of deep features as a perceptual metric. In *Proceedings of the IEEE conference on computer vision and pattern recognition*, pages 586–595, 2018. 7
- [48] Wenxuan Zhang, Xiaodong Cun, Xuan Wang, Yong Zhang, Xi Shen, Yu Guo, Ying Shan, and Fei Wang. Sadtalker: Learning realistic 3d motion coefficients for stylized audio-driven single image talking face animation. In *Proceedings of the IEEE/CVF Conference on Computer Vision and Pattern Recognition*, pages 8652–8661, 2023. 1, 2
- [49] Zhimeng Zhang, Lincheng Li, Yu Ding, and Changjie Fan. Flow-guided one-shot talking face generation with a high-resolution audio-visual dataset. In *Proceedings of the IEEE/CVF Conference on Computer Vision and Pattern Recognition*, pages 3661–3670, 2021. 6

In this Appendix, we first detail the Mixture of Emotion Experts module and the Emotion-to-Latents module (Appendix A). Next, we introduce the training and testing details (Appendix B). Finally, we provide more visualization results (Appendix C) and further visualizations of the dataset (Appendix D).

A. The Networks Details

Mixture of Emotion Experts In our model, we employ the Mixture of Emotion Experts (MoEE) framework based on cross-attention. Different emotion experts are guided by emotional signals extracted from audio and text to generate single basic emotions. The emotion latent obtained from the Emotion-to-Latents module serves as the key and value in the cross-attention, with a dimension of $(bs, t_{emotion}, c_{emotion})$. Here, bs represents the batch size, $t_{emotion}$ denotes the number of tokens (set to 8), and $c_{emotion}$ refers to the channel dimension of the emotion latent (set to 512). The hidden state is used as the query, which is normalized using LayerNorm before entering the cross-attention module. Finally, a skip connection is applied to prevent issues such as gradient vanishing and gradient explosion, thereby accelerating the convergence of the model. **Emotion-to-Latents** To achieve control signals across multiple modalities, we introduce the Emotion-to-Latents module. Specifically, we first encode text, label, and audio inputs using pretrained encoders. To map signals from different modalities into a unified emotion latent space, we incorporate a cross-attention module. Four separate fully connected networks are trained to project the channel dimensions of different embeddings into 512 dimensions, which are used as queries. We also define learnable embeddings that serve as keys and values for attention computation. These embeddings, with a channel dimension of 768, are used to compute a new feature representation based on the learnable embeddings. The resulting emotion latents obtained from the cross-attention module are then fed into the UNet for further processing.

B. Training and Testing Details

Experiments for both training and inference were conducted using a platform with 8 NVIDIA A800 GPUs. Each of the two training stages consisted of 30,000 steps, utilizing a batch size of 4 and video dimensions of 512×512 pixels. The AdamW [18] optimizer is employed with a learning rate of $1e-5$, and the motion module was initialized using pretrained weights from Animated-iff. Each training instance in the second stage produced 14 video frames, with the motion module’s latents concatenated with the first 2 ground truth frames for video continuity. For the diffusion model, a quadratic β schedule is set with $\beta_{min} = 0.05$ and $\beta_{max} = 20$.

In inference, the model follows the DDIM [33] approach and samples 150 steps. Continuity across sequences are ensured by concatenating noisy latents with feature maps of the last 2 motion frames from the previous step within the motion module.

C. More Visualization Results

To further support the conclusions drawn in the main paper, we provide additional results in this section. Figure 12 shows more video generation results of the proposed approach with different


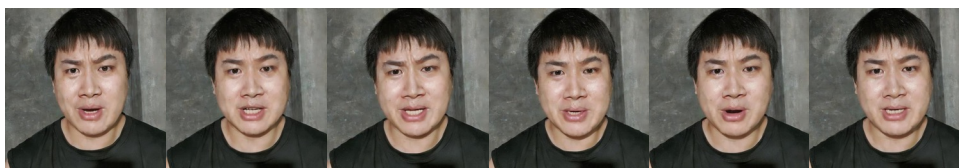



Figure 12. Talking head videos with different portrait styles under various emotions.


portrait styles. Figure 13 presents additional examples of the single emotion, compound emotion, and AU controls.

D. More Visualization of the Dataset



We present additional samples from the DH-FaceEmoVid-150 dataset, including six basic emotions in Figure 14 and four compound emotions in Figure 15. The FPS of the videos in the dataset has been standardized to 30, with each video clip having a duration of 30 seconds.




“This man is extremely **angry**”





“This girl has **sad** expression”



“This man talks **happily**”



AU-9 (Nose wrinkler)



“This man talks **angrily disgusted**”

Figure 13. Portrait image animation results on Emotion Control and AU Control.



Figure 14. Visualization of basic emotion examples from the DH-FaceEmoVid-150 dataset.




Figure 15. Visualization of compound emotion examples from the DH-FaceEmoVid-150 dataset.