

A Graphical Approach to State Variable Selection in Off-policy Learning

Joakim Blach Andersen^{*1,2} and Qingyuan Zhao^{†1}

¹Statistical Laboratory, University of Cambridge, UK

²A.P. Moller Maersk

Abstract

Sequential decision problems are widely studied across many areas of science. A key challenge when learning policies from historical data—a practice commonly referred to as off-policy learning—is how to “identify” the impact of a policy of interest when the observed data are not randomized. Off-policy learning has mainly been studied in two settings: dynamic treatment regimes (DTRs), where the focus is on controlling confounding in medical problems with short decision horizons, and offline reinforcement learning (RL), where the focus is on dimension reduction in closed systems such as games. The gap between these two well studied settings has limited the wider application of off-policy learning to many real-world problems. Using the theory for causal inference based on acyclic directed mixed graph (ADMGs), we provide a set of graphical identification criteria in general decision processes that encompass both DTRs and MDPs. We discuss how our results relate to the often implicit causal assumptions made in the DTR and RL literatures and further clarify several common misconceptions. Finally, we present a realistic simulation study for the dynamic pricing problem encountered in container logistics, and demonstrate how violations of our graphical criteria can lead to suboptimal policies.

Keywords— dynamic treatment regimes, Markov decision processes, reinforcement learning, causal inference, acyclic directed mixed graphs

^{*}jb2413@cam.ac.uk

[†]qyzhao@statslab.cam.ac.uk

1 Introduction

Sequential decision-making problems are routinely encountered in many areas of science, engineering, and business. Among them, two problems have been studied most extensively: Markov decision processes (MDPs) in reinforcement learning (RL)—a popular setting in engineering and computer science (Puterman 2014; Sutton and Barto 2018)—and dynamic treatment regimes (DTRs) in biostatistics and health research (Murphy 2003; Chakraborty and Moodie 2013). It is widely acknowledged that these two problems are closely related. For example, a recent book-long treatment of DTRs by Tsiatis et al. (2020, page 187 and 574) use terminology from RL to describe their framework and methodology. As another example, a recent review of off-policy evaluation in RL by Uehara et al. (2022) discusses how a DTR may be viewed as a finite-horizon MDP when several assumptions are relaxed.

Many real-world applications bear resemblance to both MDPs and DTRs. As a motivating example, we consider the dynamic pricing problem encountered in container logistics, where the decision-maker needs to set and update prices for container shipments between two destinations. On one hand, historical prices are set by shipping professionals, making the dynamic pricing problem similar to learning DTRs from existing health data where treatment decisions are made by physicians. On the other hand, the pricing problem is repetitive and has an inherently long horizon, naturally lending itself to an infinite-horizon MDP. Dynamic pricing in container logistics also bears similarities to many other sequential decision problems in the real world—most notably pricing problems encountered in the airline industry.

Surprisingly, there have been few attempts to unify the MDP and DTR literatures, with a notable exception being Ertefaie and Strawderman (2018). The fundamental “identification problem”—whether it is possible to learn policies or treatment regimes from empirical data—is approached very differently in these two fields. The DTR literature is pioneered by Robins (1986) and emphasizes when a treatment regime can possibly be evaluated using experimental or observational data. As a result, most papers on this topic start with a version of “no confounding” or “sequential ignorability” assumption before discussing any further theory and methodology. Contrary to this, there is virtually no discussion on the feasibility of off-policy learning in computer science and engineering. Instead, in most methodological work for MDPs, it is assumed that one is given a collection of variables—referred to as the *state*—that fully summarizes the system dynamics and allows the decision-maker to discard the rest of the history. In practice, however, the state must be selected from a set of observed variables. And while state variable selection may be straightforward in closed-system games such as chess or Go, selecting the appropriate state in real-world problems such as dynamic pricing for container shipments is critical and far from obvious. This lack of attention to identifiability and absence of

practical guidance on state variable selection pose significant challenges to applying RL to real-world problems.

1.1 The identifiability problem and main result

The main purpose of this article is to develop a unifying framework of sequential decision problems that encompasses DTRs and MDPs, and to discuss state variable selection in this general setting. We study the central “identification” question in such problems: when is it possible to estimate the value of a policy of interest from data generated by a different policy? Our main contribution is a set of graphical identification conditions that extend the “backdoor criterion” of Pearl (1993) to the dynamic setting and the memorylessness assumption commonly used in the MDP literature.

To state our graphical criteria and the main identifiability result, let us briefly introduce some notation. Consider a (discrete-time) *decision process* defined as a collection of random variables

$$V = (X_1, A_1, X_2, A_2, \dots, X_T, A_T, X_{T+1}), \quad T \geq 1,$$

where X_t denote the set of variables that contain information observed after decision A_{t-1} and before decision A_t for $t \in [T] := \{1, 2, \dots, T\}$, and X_{T+1} is the information observed after A_T . We will assume V has a probability density function with respect to some dominating measure (e.g. the Lebesgue measure if the V is continuous or the counting measure if V is discrete) and denote the value of the density at a point v as $\mathbb{P}(V = v)$ or simply $\mathbb{P}(v)$ if no confusion arises. We use overline to indicate the history of that variable up to time t ; for example, $\overline{A}_t = (A_1, A_2, \dots, A_t)$ and $\overline{a}_t = (a_1, a_2, \dots, a_t)$. Thus, $\mathbb{P}(\overline{a}_t)$ means the density of \overline{A}_t at \overline{a}_t .

An *adaptive policy* $g = (g_1, \dots, g_T)$ intervenes on A_t according to a probability density function $g_t(a_t | s_t)$ that can only depend on a set of *state variables* S_t for $t \in [T]$. It is required that S_t only contains information before A_t , that is, $S_t \subseteq X_1 \cup \{A_1\} \cup \dots \cup X_{t-1} \cup \{A_{t-1}\} \cup X_t$. Given a policy, we are interesting in identifying its reward as measured by some variables $R_t \subseteq X_t \cup A_{t-1}$, $t \in [T + 1]$. For example, we may wish to estimate the average *value* of some “utility function” of the rewards $R = (R_1, \dots, R_{T+1})$ under the distribution induced by g ,

$$\rho(\mathbb{P}(g)) = \mathbb{E}[u(R(g))],$$

where $R(g)$ is the “potential outcomes” of R under policy g , u is a real-valued utility function, and $\mathbb{P}(g)$ is the probability distribution of the potential outcomes of V under policy g . In the RL literature, a common utility function is $u(R(g)) = \sum_{t=0}^T \gamma^t R_t(g)$ where $0 < \gamma < 1$ is some discount factor. For the purpose of causal identification, we assume the probability distribution \mathbb{P} of V under some null policy is known (with our notation

we may regard \mathbb{P} as $\mathbb{P}(\text{null}, \dots, \text{null})$. In practice, we may need to use empirical data to estimate \mathbb{P} .

The central identifiability question we will try to answer is:

When can we equate $\mathbb{P}(g)$ or $\rho(\mathbb{P}(g))$ with quantities that only depend on \mathbb{P} ?

To answer this, it is useful to use a partition of the variables because the state, decision, and reward variables can overlap. Specifically, let the “innovations” after decision A_{t-1} and before A_t that are relevant to the decision problem be defined as

$$N_t = (R_t \cup S_t) \cap X_t, \quad t \in [T + 1]. \quad (1)$$

Note that N_t might be empty if $R_t = S_t \cap X_t = \emptyset$, where $R_t = \emptyset$ means we are not interested in the intermediate reward at time t . We use the convention $S_{T+1} = \emptyset$.

To answer the identifiability question we need to describe causal relationships between the variables in V . To this end, we will use an *acyclic directed mixed graph* (ADMG) with vertex set V that have two types of edges: directed (\longrightarrow) and bidirected (\longleftrightarrow). Such graphs were first used by Wright (1934) and play a central role in the statistical theory for causality; see, for example, Pearl (2009) and Richardson et al. (2023) (although Pearl use a different terminology). A central concept in ADMG models is *m-separation* (Richardson 2003) that extends d-separation for *directed acyclic graphs* (DAGs) (Pearl 2009). Two vertices in the graph are said to be m-separated by $L \subseteq V$ if every path between them is *ancestrally blocked* by L ,¹ which means

- i) the path contains a collider (any vertex V_j that looks like $\longrightarrow V_j \longleftarrow$, $\longleftrightarrow V_j \longleftarrow$, $\longrightarrow V_j \longleftrightarrow$, $\longleftrightarrow V_j \longleftrightarrow$) that is not an ancestor of L ; or
- ii) the path contains a non-collider that is in L .

Section 2 will review the relevant concepts and results in the causal ADMG theory. Readers who are not familiar with this theory can simply interpret m-separation as a graphical notion of variable independence.

We are now ready to give our new identifiability conditions.

ASSUMPTION 1 (Nested states). *We assume $S_t \subseteq S_{t-1} \cup A_{t-1} \cup X_t$ for all $t \in [T]$.*

ASSUMPTION 2 (Memorylessness). *In the causal ADMG, $(\overline{S}_{t-1} \cup \overline{A}_{t-1}) \setminus S_t$ and N_{t+1} are m-separated by S_t for all $t \in [T]$.*

ASSUMPTION 3 (Dynamic back-door). *In the causal ADMG, every path from A_k to N_{t+1} with an arrowhead into A_k is ancestrally blocked by S_k for all $k \leq t \leq T$.*

¹Most authors simply say such a path is blocked. We used “blocked” for a slightly different concept for walks in the graph; see Section 2.2.




Figure 1: Simple dynamic pricing.

Assumption 1 assumes that a variable that is left out in a previous state cannot be part of a new state. Assumption 2 states that the novel variables at time $t + 1$ must be *m-separated* from previous state and action variables given the current state S_t . It is helpful to think of Assumption 2 as a graphical counterpart of the memorylessness assumption that is common in the MDP literature. Assumption 3 extends the back-door criterion for unconfoundedness in Pearl (1993) to the dynamic setting.

Our main result is that the above assumptions are basically sufficient to identify the joint distribution of the rewards, states, and actions under the adaptive policy g . As in the static case ($T = 1$), we will need a dynamic consistency property of the potential outcomes and a positivity assumption for \mathbb{P} . These two assumptions will be introduced as Assumptions 4 and 5 later in the article.

THEOREM 1. *Let dynamic consistency and positivity be given, and suppose $R_t \subseteq S_t$ for $t \in [T]$. Under Assumptions 1, 2, and 3, we have*

$$\mathbb{P}(\bar{N}_{T+1}(g) = \bar{n}_{T+1}, \bar{A}_T(g) = \bar{a}_T) = \mathbb{P}(r_{T+1} \mid a_T, s_T) \prod_{t=1}^T g(a_t \mid s_t) \mathbb{P}(n_t \mid a_{t-1}, s_{t-1}).$$

Note that $\bar{N}_{T+1} = (\bar{S}_T \cup \bar{R}_{T+1}) \setminus \bar{A}_T$ by (1) and the nested states assumption, so the left hand side of this equation is the probability density of all state, decision, and reward variables. As another remark, the condition $R_t \subseteq S_t$, $t \in [T]$ in Theorem 1 can be dropped if one is just interested in identifying the marginal distribution of $R_{T+1}(g)$ (so R_1, \dots, R_T are empty).

1.2 Motivating example: dynamic pricing for container logistics

Let us illustrate the graphical criteria in Theorem 1 using an example motivated by the dynamic pricing problem for container logistics. In this simplified example represented by the graph in Figure 1, a company sets prices for container slots on weekly vessel departures. At each time t , the company sets a price A_t for a standard 40-foot container and receives bookings B_{t+1} for the vessel departing at time $t + 1$. The total revenue for this vessel is thus $R_{t+1} = A_t B_{t+1}$. To decide the price, suppose shipping professionals in the company consider the previous price (represented by the directed edge $A_{t-1} \rightarrow A_t$) and bookings ($B_t \rightarrow A_t$). The reader can easily verify that the choice $S_t = \{A_{t-1}\}$ satisfies Assumptions 1, 2 and 3 in Figure 1.

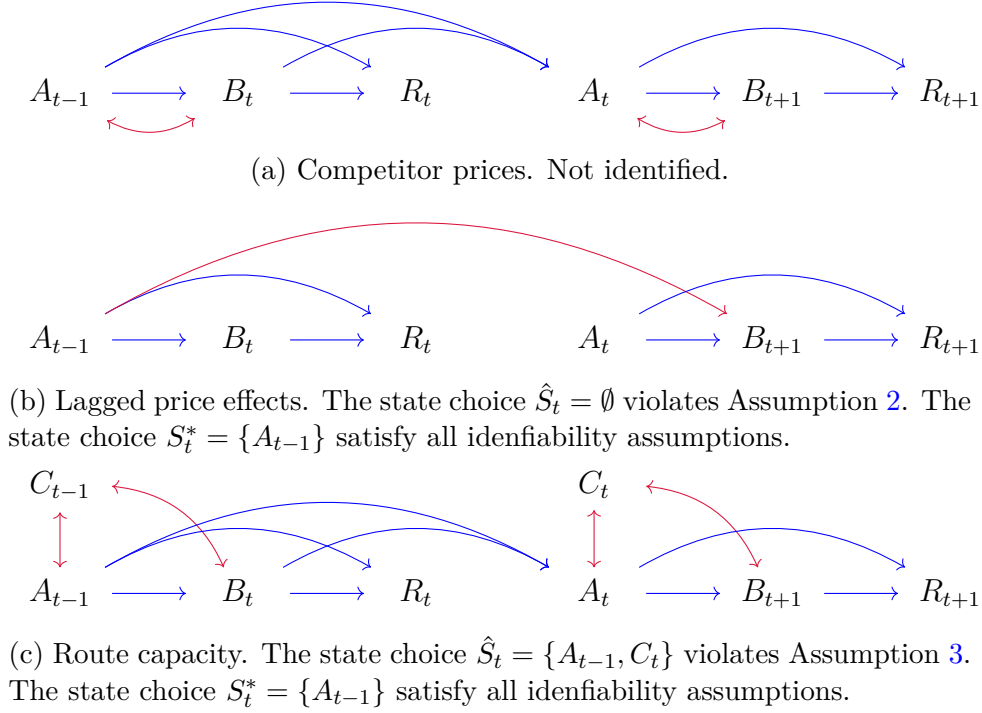


Figure 2: Motivating dynamic pricing examples. New edges compared to Figure 1 are shown in red.

Figure 2 presents three plausible deviations from the simple setting in Figure 1. In Figure 2a, shipping professionals rely on word-of-mouth intel about competitor prices when setting their own prices. Because competitor prices also impact the number of bookings the company receives, this introduces confounding between the price and the number of bookings (as represented by the bidirected edge $A_t \leftrightarrow B_{t+1}$). In Figure 2b, customers consider previous prices when making their booking decision (as represented by the additional edge $A_{t-1} \rightarrow B_{t+1}$) but the shipping professionals follow a myopic pricing policy (as represented by the lack of the edges $B_t \rightarrow A_t$ and $A_{t-1} \rightarrow A_t$). Finally, Figure 2c presents a scenario with two latent confounders: market trend and port congestion. Suppose the shipping company adjusts the total vessel capacity C_t based on the market trend, which affect the received bookings at the same time (as represented by $C_t \leftrightarrow B_{t+1}$). Furthermore, port congestion may limit the weekly container supply but also increase the price through increased operational costs ($A_t \leftrightarrow C_t$).

What choice of the state variables will satisfy Assumptions 1, 2 and 3 in the three scenarios in Figure 2? It is obvious that no such choice exists for Figure 2a because the immediate confounding between A_{t-1} and B_t cannot be controlled for. In other words, Assumption 3 can never be true. In Figure 2b, the state choice $S_t = \emptyset$ satisfies nestedness and unconfoundedness, but not memorylessness due to the edge $A_{t-1} \rightarrow B_{t+1}$. In Figure 2c, the state choice $S_t = \{A_{t-1}, C_t\}$ satisfies nestedness and memorylessness, but not unconfoundedness due to the collider path $A_{t-1} \leftrightarrow C_{t-1} \rightarrow B_t$. The state choice

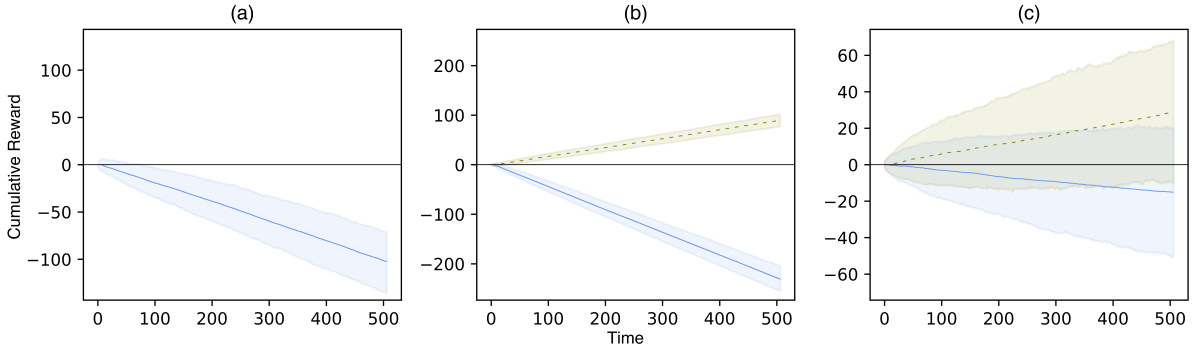


Figure 3: Mean cumulative rewards and 95% confidence intervals relative to the null policy performance (equal to zero in the plots) using 1000 simulated episodes. In each panel, data are generated from a null policy according to the corresponding panel in Figure 2. The solid blue curves correspond to the policy learned from policy iteration using a state S_t that fails at least one identifiability assumptions ($S_t = \{A_{t-1}\}$ in panel (a), $S_t = \emptyset$ in panel (b), and $S_t = \{A_{t-1}, C_t\}$ in panel (c)). The dashed olive curves correspond to the policy learned using a state S_t that satisfies Assumptions 1-3 ($S_t = \{A_{t-1}\}$ in panels (b) and (c)).

$S_t = \{A_{t-1}\}$ satisfies all three identifiability assumptions for both Figure 2b and 2c.

Using a state that does not satisfy the identifiability assumptions may lead to inferior policies. To demonstrate this, we generated data from a null policy according to each scenario in Figure 2 and used policy iteration to learn a policy with different state choices. Policy iteration is a popular RL algorithm that iterates between policy evaluation and policy improvement; it provably converges to the optimal policy if the MDP assumptions are satisfied (Howard 1960; Sutton and Barto 2018). However, it is often overlooked that policy iteration may converge to a sub-optimal policy if the state is not chosen correctly. In fact, Figure 3 shows that the policy learned by the policy iteration algorithm using a state that does not satisfy Assumptions 1-3 can be even worse than the null policy.

1.3 Organization of the paper

In Section 2 we introduce some background on causal graphical models including m-separation, the construction of d-SWIGs (Richardson and Robins 2013) and the dynamic consistency assumption. In Section 3 we provide a more technical walkthrough of Theorem 1, our main identification result. In Section 4 we discuss how our identifiability assumptions relate to the common sequential ignorability assumption in the DTR literature. In Section 5, we discuss the implicit causal assumptions made in the MDP literature and how to interpret them in the light of our results. We also discuss the abuse of causal diagram in that literature and why explain partially observed MDPs (POMDPs) are not identified in general. In Section 6 we present a more realistic simulation study of the dynamic pricing problem from container logistics, and examine how plausible violations

of our assumptions can lead to suboptimal policies. Finally in Section 7 we conclude the paper with some more discussion. Technical proofs and details of the simulation study can be found in the Online Supplement.

2 Preliminaries of causal graphical models

2.1 Basic graphical concepts

A directed mixed graph $\mathcal{G} = (V, \mathcal{D}, \mathcal{B})$ consists of a vertex set $V = \{V_1, \dots, V_p\}$, a *directed edge* set $\mathcal{D} \subseteq V \times V$, and a *bidirected edge* set $\mathcal{B} \subseteq V \times V$ that is required to be symmetric: $(V_j, V_k) \in \mathcal{B} \iff (V_k, V_j) \in \mathcal{B}$, for all $V_j, V_k \in V$. It is helpful to think about the edges as relations between the vertices and write

$$V_j \longrightarrow V_k \text{ in } \mathcal{G} \iff (V_j, V_k) \in \mathcal{D} \quad \text{and} \quad V_j \longleftrightarrow V_k \text{ in } \mathcal{G} \iff (V_j, V_k) \in \mathcal{B}.$$

Walks and paths. A *walk* is a sequence of adjacent edges of any type or orientation. If the two-endpoints appear only once we say the walk is *simple*, and if all vertices appear at most once in the walk we call it a *path*.

Colliders. A non-endpoint V in a walk w is said to be a *collider* if the two edges before and after V have an arrowhead into V . When describing a walk or part of a walk, we use a "half arrowhead" to indicate that the endpoint of an edge can be either a arrowhead or a tail. For example, V is a collider in w if w contains $\longleftarrow V \longrightarrow$. It is obvious that the same vertex can be a collider in one walk (or one place in the walk) and non-collider in another walk (or another place in the same walk).

Arcs, directed walks, and confounding arcs. An *arc* is a walk without colliders. Following the notation in Zhao (2024a), we denote an arc by a squiggly line (\rightsquigarrow). We further distinguish arcs by embellishing their endpoints with no, half or full arrowhead. For example, a *directed walk* from V_j to V_k is a sequence of adjacent directed edges $V_j \longrightarrow \dots \longrightarrow V_k$. When such walks exist, we write $V_j \rightsquigarrow V_k$. A *confounding arc* between V_j and V_k , which looks like $V_j \rightsquigarrow V_k$, is a simple walk with no colliders and two endpoint arrowheads. As before, $V_j \rightsquigarrow V_k$ means that the walk is either a directed walk or a confounding arc. If a directed walk has the same beginning and end, it is called a directed cycle. If a directed mixed graph has no directed cycles, we say it is *acyclic* or an ADMG.

Familial terminology. If $V_j \longrightarrow V_k$ then V_j is a *parent* of V_k , and V_k is a *child* of V_j . If $V_j \rightsquigarrow V_k$, then V_j is an *ancestor* of V_k and V_k is a *descendant* of V_j . We will use the convention that every vertex is an ancestor and descendant of itself. The sets of parents,

children, ancestors and descendants of V_j in \mathcal{G} are denoted $\text{pa}(V_j)$, $\text{ch}(V_j)$, $\text{an}(V_j)$ and $\text{de}(V_j)$, respectively.

2.2 m-separation and the Markov property

A central concept in graphical statistical models is blocking. We say a walk w from $V_j \in V$ to $V_k \in V$ is *blocked* by $L \subseteq V$ if

1. w contains a collider V_l (so part of w looks like $\longleftrightarrow V_l \longleftrightarrow$) and $V_l \notin L$; or
2. w contains a non-collider V_l (which must also be a non-endpoint) such that $V_l \in L$.

Note that with this definition a walk cannot be blocked at its endpoints, that is, w is not necessarily blocked by L if L contains an endpoint of w . If V_j , V_k , and L are disjoint, we say V_j is *m-connected* to V_k given L and write $V_j \rightsquigarrow * \leftarrow V_k \mid L$ **in** \mathcal{G} , if there exists an unblocked walk from V_j to V_k given L ; otherwise we say V_j and V_k are *m-separated* given L in \mathcal{G} and write **not** $V_j \rightsquigarrow * \leftarrow V_k \mid L$ **in** \mathcal{G} . M-separation is introduced by Richardson (2003) and extends the d-separation criterion for conditional independence in DAGs (Pearl 1988) to ADMGs. The definition of m-separation here using walks and blocking is equivalent to the definition in Section 1 using paths and ancestral blocking. See Shachter (1998) and Guo and Zhao (2023).

Our notation gives a visual description of the type of walk: (1) the half-arrowheads indicate that both endpoints are unrestricted in terms of arrowhead or tail, and (2) the wild-card character $*$ means the walk can have zero, one or several colliders. Thus, $V_j \rightsquigarrow * \leftarrow V_k$ basically refers to all walks from V_j to V_k . This definition of m-connection/separation naturally extends to sets of vertices: for disjoint $J, K, L \subset V$, we write

$$J \rightsquigarrow * \leftarrow K \mid L \text{ in } \mathcal{G} \iff V_j \rightsquigarrow * \leftarrow V_k \mid L \text{ in } \mathcal{G} \text{ for some } V_j \in J, V_k \in K.$$

It is often useful to consider other types of walks. For example, a confounding walk can be expressed as $\leftarrow * \leftarrow$ (Guo and Zhao 2023). See the Online Supplement for further discussion.

A probability distribution \mathbb{P} on V is said to be *global Markov* with respect to \mathcal{G} if every m-separation in the graph implies the corresponding conditional independence, that is, if for every disjoint $J, K, L \subset V$, we have

$$\text{not } J \rightsquigarrow * \leftarrow K \mid L \text{ in } \mathcal{G} \implies J \perp\!\!\!\perp K \mid L \text{ under } \mathbb{P}.$$

An ADMG may impose other constraints on the probability distribution, most notably the nested Markov property that is closely related to causal identification (Richardson et al. 2023).

An experienced reader may find the above definition of blocking slightly different from many other authors who define graph separation using paths (Lauritzen 1996; Pearl 2009), which we refer to as ancestral blocking. The advantage of using this alternative notion of blocking is that it is entirely a property of the walk and the set of vertices being conditioned on; this is known as the Bayes ball algorithm in the literature (Shachter 1998). In contrast, ancestral blocking depends on the ambient graph and is less convenient in mathematical proofs.

2.3 Graphical causal models

We will now introduce a formal causal model associated with an ADMG \mathcal{G} with vertex set $V = \{V_1, \dots, V_p\}$. A nonparametric structural equation model (NPSEM) with respect to \mathcal{G} collects all distributions P of V such V can be written as (following event has probability 1 under P):

$$V_j = f_j(V_{\text{pa}(j)}, E_j), \quad j = 1, \dots, p, \quad (2)$$

for some functions f_1, \dots, f_p and unobserved noise variables E_1, \dots, E_p whose distribution satisfies the global Markov property with respect to the bidirected subgraph of \mathcal{G} . Because any walk in the bidirected subgraph must be a sequence of bidirected edges, this means

not $V_{\mathcal{J}} \leftrightarrow * \leftrightarrow V_{\mathcal{K}} \mid V_{\mathcal{L}}$ **in** $\mathcal{G} \implies E_{\mathcal{J}} \perp\!\!\!\perp E_{\mathcal{K}} \mid E_{\mathcal{L}}$, for all disjoint $\mathcal{J}, \mathcal{K}, \mathcal{L} \subset \{1, \dots, p\}$,

where $V_{\mathcal{J}} \leftrightarrow * \leftrightarrow V_{\mathcal{K}} \mid V_{\mathcal{L}}$ means that a vertex in $V_{\mathcal{J}}$ and a vertex in $V_{\mathcal{K}}$ can be connected by a walk that is not blocked by $V_{\mathcal{L}}$; when $V_{\mathcal{L}} = \emptyset$, this means that the two vertices are in the same *district* in the terminology of Richardson (2003) and Richardson et al. (2023).

The potential outcomes under an (adaptive) policy can be defined by modifying the equations in (2). To formalize this, let \prec be a topological order of \mathcal{G} in the sense that $V_j \rightarrow V_k$ **in** \mathcal{G} implies $V_j \prec V_k$. Let $A = (A_1, \dots, A_T) \subseteq V$ be the decision variables that can be changed by a policy, and let $X = (X_1, \dots, X_{T+1})$ be the observed information between the decisions. Together, they induce a natural partition of V through

$$X_1 \prec A_1 \prec X_2 \prec \dots \prec X_T \prec A_T \prec X_{T+1}.$$

A *policy* is defined as $g = (g_1, \dots, g_T)$ where g_t is a function of some *state* $S_t \prec A_t$ that precedes A_t and some noise E_t^* such that (E_1^*, \dots, E_p^*) is independent of (E_1, \dots, E_p) . The potential outcome of V_j under g is defined recursively as

$$V_j(g) = \begin{cases} f_j(V_{\text{pa}(j)}(g), E_j), & \text{if } V_j \notin A, \\ g_t(S_t(g), E_t^*), & \text{if } V_j = A_t \text{ for some } t. \end{cases}$$

Thus, we simply replace the equations for A_t in (2) by $A_t = g_t(S_t(g), E_t^*)$ and rename all

variables to emphasize their dependence on g . With an abuse of notation, we will also use $g_t(a_t | s_t)$ to denote the density of function of $A_t(g)$ at a_t given $S_t(g) = s_t$. It is also useful to define the “natural counterfactuals” of the decision variables as²

$$A_t^-(g) = f_j(V_{\text{pa}(j)}(g), E_j), \text{ if } V_j = A_t \text{ for some } t.$$

Note that $A_j^-(g)$ represents a true counterfactual in sense that it models what A_t would have been *had we not intervened on A_t* but at all other time-points according to g .

Following Richardson and Robins (2013), one can represent the effect of a policy g as a graph transformation, in which every decision vertex A_t in \mathcal{G} is split into two halves:

1. the natural counterfactual $A_j^-(g)$ that inherits all “incoming” edges $V_k \leftarrow A_t$;
2. the potential outcome $A_j(g)$ that inherits all “outgoing” edges $A_t \rightarrow V_k$.

The natural counterfactual $A_t^-(g)$ has the same parent set as that of A_t in \mathcal{G} and has no children. The potential outcome $A_t(g)$ has a parent set that is determined by the policy g_t and must be contained in $S_t(g)$, and has the same child set as that of A_t in \mathcal{G} . Every other edge is kept the same and every other variable V_j is relabelled as $V_j(g)$. The resulting graph is called a *dynamic single-world intervention graph* or d-SWIG by Richardson and Robins (2013, Section 5) and will be denoted as $\mathcal{G}(g)$.³ Note that in our setting, there are no bidirected edges in $\mathcal{G}(g)$ with one end being $A_t(g)$, which reflects the assumption that $A_t(g)$ is randomized given $S_t(g)$ according to g . Figure 4 presents an example with three different policies.

Our causal model as defined above have two useful properties. The first property highlights the role of the d-SWIG.

PROPOSITION 2. *The distribution of $(V(g), A^-(g))$ is global Markov with respect to $\mathcal{G}(g)$.*

Next, we introduce a notion of *consistency* that links potential outcomes to observed outcomes. The causal inference literature usually considers static interventions, for which consistency (e.g. $V_j = V_j(V_{\text{pa}(j)})$) naturally arises from the structural equations. That is, when the observed and counterfactual values of the parents agree, the observed and potential outcome should coincide. Because we are considering adaptive interventions, our consistency notion is slightly more complicated but follows from the same underlying principle. Denote the future innovations at time t as $\underline{N}_t = (N_t, N_{t+1}, \dots, N_T)$ and future actions as $\underline{A}_t = (A_t, A_{t+1}, \dots, A_T)$. Let $\underline{g}_t = (\text{null}, \dots, \text{null}, g_t, g_{t+1}, \dots, g_T)$ denote the “sub-policy” that only intervenes at and after time t .

²One can similarly define the natural counterfactuals for all variables. However, $V_j(g) = V_j^-(g)$ if $V_j \notin A$ (because no intervention is made on such V_j), so it is not useful to distinguish $V_j(g)$ and $V_j^-(g)$ when V_j is not a decision variable.

³Richardson and Robins (2013, Section 5) only considered the case where \mathcal{G} is a DAG, but the extension to ADMGs here is fairly straightforward. Richardson and Robins (2013) denoted the natural counterfactual of A_t —our $A_t^-(g)$ —as $A_t(g)$ and the potential outcome of A_t —our $A_t(g)$ —as $A_t^+(g)$.

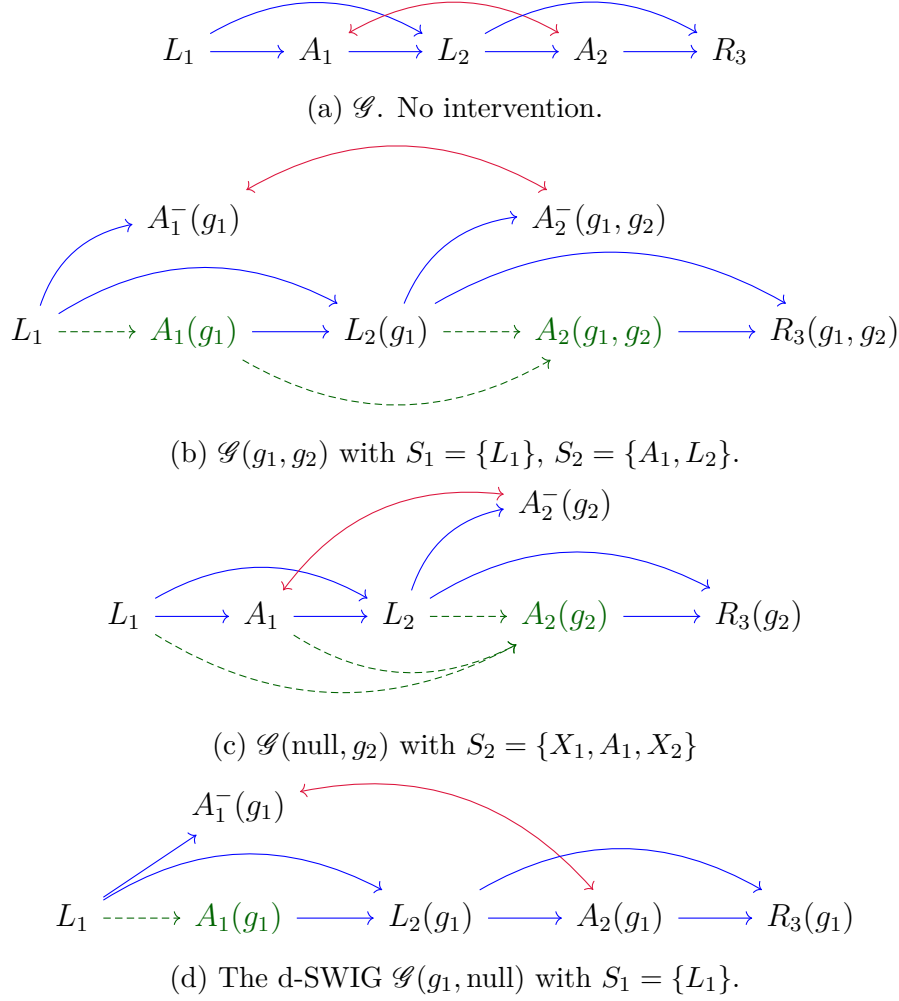


Figure 4: d-SWIG examples; “null” means no intervention for the corresponding decision.

ASSUMPTION 4 (Dynamic consistency). *For any $t \in [T + 1]$, we have $V_j(\underline{g}_t) = V_j$ for every $V_j \prec A_t$ and the following recursion*

$$\begin{aligned} & \mathbb{P}(\underline{N}_t(\underline{g}_{t-1}) = \underline{n}_t, \underline{A}_t(\underline{g}_{t-1}) = \underline{a}_t \mid A_{t-1}^-(\underline{g}_{t-1}) = A_{t-1}(\underline{g}_{t-1}) = a_t, S_{t-1}(\underline{g}_{t-1}) = s_{t-1}) \\ & = \mathbb{P}(\underline{N}_t(\underline{g}_t) = \underline{n}_t, \underline{A}_t(\underline{g}_t) = \underline{a}_t \mid A_{t-1}(\underline{g}_t) = a_{t-1}, S_{t-1}(\underline{g}_t) = s_{t-1}), \end{aligned} \quad (3)$$

with the convention that \underline{g}_{T+1} is the null intervention (so $V(\underline{g}_{T+1}) = V$) and $A_{T+1} = \emptyset$.

PROPOSITION 3. *Assumption 4 is true in the causal model defined above.*

Intuitively, dynamic consistency says that given no intervention takes place before time $t - 1$ and the natural counterfactual and policy intervention values of the decision A_{t-1} agree, we can ignore the policy intervention at time $t - 1$ and treat future data as being generated from $\mathbb{P}(\underline{g}_t)$.

3 Identification of the value of a policy

In this section we discuss our recursive identification strategy in more detail and prove Theorem 1. Let us first introduce a milder unconfoundedness assumption that is sufficient for proving the main theorem.

ASSUMPTION 3* (Dynamic unconfoundedness). *The following m-separations are true:*

$$\mathbf{not} N_{t+1}(\underline{g}_{k+1}) \leftrightarrow * \leftrightarrow A_k \mid S_k \mathbf{in} \mathcal{G}(\underline{g}_{k+1}), \quad k \leq t \leq T.$$

PROPOSITION 4. *Under Assumption 1, Assumption 3 implies Assumption 3*.*

As will be seen in Section 3.1 below, Assumption 3 is not much stronger than Assumption 3*. We choose to present Assumption 3 in the Introduction because it is a condition on the original causal graph \mathcal{G} and is thus easier to verify.

We now present two key conditional independences that follow from our causal model and assumptions. Both results follow immediately from applying Proposition 2 to the corresponding m-separations; see the Online Supplement.

LEMMA 5. *Assume that $R_t \subseteq S_t$ for $t \in [T]$. Under Assumption 1 and 3*, we have*

$$(\underline{N}_{t+1} \cup \underline{A}_{t+1})(\underline{g}_t) \perp\!\!\!\perp A_t^-(\underline{g}_t) \mid (A_t \cup S_t)(\underline{g}_t), \quad t \in [T].$$

Intuitively, Lemma 5 states that the future potential outcomes of innovations and actions are independent of the actual treatment at time t given the current state and action. This is commonly referred to as *no confoundedness* or *ignorability* in the causal inference literature. We will compare our version in more detail to the well-known assumption of *sequential ignorability* from the DTR literature in Section 4.

LEMMA 6. *Assume that $R_t \subseteq S_t$ for $t \in [T]$. Under Assumptions 1 and 2, we have*

$$(\underline{N}_{t+1} \cup \underline{A}_{t+1})(\underline{g}_t) \perp\!\!\!\perp (A_{t-1} \cup S_{t-1}) \setminus S_t \mid (A_t \cup S_t)(\underline{g}_t), \quad \text{for all } t \in [T].$$

Lemma 6 states that the future potential outcomes of innovations and actions are independent of the history given the current state and action. In the MDP literature, this is referred to as the *Markov property*, which requires that the future is independent of the past given the present. Note that in our setting, there may be other variables in $V(\underline{g}_t)$ that are not independent of the future innovations and actions, but we only require independence from the history of previous actions and states.

Finally, before proving our main result, we need a technical but necessary assumption that ensures a non-zero probability of treatment given the current state. This is commonly referred to as *positivity* (Hernán and Robins 2024). This is a standard assumption in the causal inference literature, and thus is implicit in the Introduction.

ASSUMPTION 5 (Positivity). *Given the state S_t , the probability density of A_t under \mathbb{P} is strictly positive, that is, $\mathbb{P}(A_t = a_t \mid S_t = s_t) > 0$ for all a_t, s_t and $t \in [T]$.*

We are now ready to state the main result in this section.

THEOREM 7. *Assume that $R_t \subseteq S_t$ for $t \in [T]$. Under Assumptions 1, 2, 3*, 4, and 5, we have the following recursion for all $t \in [T + 1]$:*

$$\begin{aligned} & \mathbb{P}(\underline{N}_t(\underline{g}_{t-1}) = \underline{n}_t, \underline{A}_t(\underline{g}_{t-1}) = \underline{a}_t \mid A_{t-1}(\underline{g}_{t-1}) = a_{t-1}, S_{t-1} = s_{t-1}) \\ &= \mathbb{P}(\underline{N}_{t+1}(\underline{g}_t) = \underline{n}_{t+1}, \underline{A}_{t+1}(\underline{g}_t) = \underline{a}_{t+1} \mid A_t(\underline{g}_t) = a_t, S_t = s_t) g_t(a_t \mid s_t) \mathbb{P}(n_t \mid a_{t-1}, s_{t-1}), \end{aligned} \quad (4)$$

in which we use the convention that $A_0, S_0, N_{T+2}, S_{T+1}, A_{T+1}, A_{T+2}$ are empty.

Proof of Theorems 1 and 7. Theorem 7 follows from a sequence of equalities:

$$\begin{aligned} & \mathbb{P}(\underline{N}_t(\underline{g}_{t-1}) = \underline{n}_t, \underline{A}_t(\underline{g}_{t-1}) = \underline{a}_t \mid A_{t-1}(\underline{g}_{t-1}) = a_{t-1}, S_{t-1} = s_{t-1}) \\ &= \mathbb{P}(\underline{N}_t(\underline{g}_{t-1}) = \underline{n}_t, \underline{A}_t(\underline{g}_{t-1}) = \underline{a}_t \mid A_{t-1}^-(\underline{g}_{t-1}) = A_{t-1}(\underline{g}_{t-1}) = a_{t-1}, S_{t-1} = s_{t-1}) \\ &= \mathbb{P}(\underline{N}_t(\underline{g}_t) = \underline{n}_t, \underline{A}_t(\underline{g}_t) = \underline{a}_t \mid A_{t-1} = a_{t-1}, S_{t-1} = s_{t-1}) \\ &= \mathbb{P}(\underline{N}_{t+1}(\underline{g}_t) = \underline{n}_{t+1}, \underline{A}_{t+1}(\underline{g}_t) = \underline{a}_{t+1} \mid A_t(\underline{g}_t) = a_t, S_t = s_t, (A_{t-1} \cup S_{t-1}) \setminus S_t = (a_{t-1} \cup s_{t-1}) \setminus s_t) \\ & \quad g_t(a_t \mid s_t) \mathbb{P}(n_t \mid a_{t-1}, s_{t-1}) \\ &= \mathbb{P}(\underline{N}_{t+1}(\underline{g}_t) = \underline{n}_{t+1}, \underline{A}_{t+1}(\underline{g}_t) = \underline{a}_{t+1} \mid A_t(\underline{g}_t) = a_t, S_t = s_t) g_t(a_t \mid s_t) \mathbb{P}(n_t \mid a_{t-1}, s_{t-1}). \end{aligned}$$

The first equality uses Lemma 5 and positivity, the second uses dynamic consistency, the third equality factorizes the density and uses $R_t \subseteq S_t$, and the fourth uses Lemma 6.

Theorem 1 then follows from recursively applying Theorem 7 by noting that the left hand side of the identification formula in Theorem 1 is exactly the left hand side of (4) when $t = 1$. Recall that $N_{T+1} = R_{T+1}$, so for $t = T + 1$, equation (4) is simply

$$\mathbb{P}(R_{T+1}(\underline{g}_T) = r_{T+1} \mid A_T(\underline{g}_T) = a_T, S_T = s_T) = \mathbb{P}(R_{T+1} = r_{T+1} \mid A_T = a_T, S_T = s_T).$$

This is basically the usual identification formula for static interventions in the causal inference literature given unconfoundedness. \square

3.1 Different versions of dynamic unconfoundedness

As Proposition 4 above shows, Assumption 3* is implied by the “no dynamic back-door” criterion in Assumption 3. Figure 4 presents an example where causal identification is still possible when Assumption 3* holds but Assumption 3 does not. Clearly in Figure 4a, Assumption 3 fails regardless of how S_1 is chosen because of the back-door path

$$N_3 \longleftarrow A_2 \longleftrightarrow A_1 \mid S_1 \text{ in } \mathcal{G}.$$

This failure shows that we cannot identify the value of *all* policies g . To see this, let $g = (g_1, \text{null})$ be a policy that intervenes at time $t = 1$ only, and let $S_1 = \{L_1\}$. The corresponding d-SWIG is presented in Figure 4d. Because of the bidirected edge $A_1 \leftrightarrow A_2$ in Figure 4a, there still exists a back-door path

$$R_3(g_1) \leftarrow A_2(g_1) \leftrightarrow A_1^-(g_1) \mid S_1(g_1) \text{ in } \mathcal{G}(g_1, \text{null})$$

no matter how S_1 is chosen. In other words, it is not possible to choose a state S_1 so that $R_3(g_1)$ and $A_1^-(g_1)$ are guaranteed to be conditionally independent (i.e. Lemma 5 is not true). Thus, it is generally not possible to identify the distribution of $R_3(g_1)$.

Surprisingly, it is still possible to identify the distribution of $R_3(g)$ for $g = (g_1, g_2)$ that intervenes in both periods or $g = (\text{null}, g_2)$ that intervenes in the second period only. As demonstrated in Figures 4b and 4c, the intervention on A_2 breaks the above back-door path and thus the confounding dependence between A_1 and R_3 , so Assumption 3* holds in these cases.

To provide intuition on this somewhat peculiar example, we find it useful to draw a parallel to the principle of optimality in Bellman (1957, Chap. III. 3) for policy learning:

“An optimal policy has the property that whatever the initial state and initial decision are, the remaining decisions must constitute an optimal policy with regard to the state resulting from the first decision.”

Although we are considering causal identification instead of policy optimization, a similar reasoning is applied in our proof: in order to identify the value of a policy $g = (g_1, \underline{g}_2)$, we just need to make sure that A_1 is not confounded given that we may intervene on all future decisions, so the problem can be reduced to identify the value of the policy \underline{g}_2 . This argument is then applied recursively to prove Theorem 1 using Theorem 7.

4 Dynamic Treatment Regimes

In the statistical literature on dynamic treatment regimes (DTRs), often just a single reward $R_{T+1} \in X_{T+1}$ is considered and the state variables include the entire history.

ASSUMPTION 6 (DTR). *We assume $R_1 = \dots = R_T = \emptyset$ and*

$$S_t = S_{t-1} \cup A_{t-1} \cup X_t = X_1 \cup A_1 \cup \dots \cup X_{t-1} \cup A_{t-1} \cup X_t, \quad t \in [T].$$

It is easy to see that Assumptions 1 and 2 are trivially satisfied under Assumption 6. To ensure that the distribution of $R_{T+1}(g)$ is identified, it is typically assumed that the treatment assignments satisfy “sequential ignorability” (Robins 1986; Robins 1997; Murphy 2003). In our notation, this can be expressed as the following graphical condition.

ASSUMPTION 7 (Sequential ignorability). *We have the following m -separations :*

$$\text{not } R_{T+1}(g) \rightsquigarrow * \leftarrow A_t^-(g) \mid S_t(g) \cup \bar{A}_{t-1}^-(g) \text{ in } \mathcal{G}(g) \text{ for all } t \in [T].$$

The next proposition shows that this graphical criterion is equivalent to our dynamic unconfoundedness in Assumption 3* if we make a mild assumption that there exists a directed path from every state variable at any time point to the final reward:

$$V_j(g) \rightsquigarrow R_{T+1}(g) \text{ in } \mathcal{G}(g), \text{ for all } V_j \in \bar{S}_T. \quad (5)$$

PROPOSITION 8. *Let Assumption 6 be given. Then Assumption 3* implies Assumption 7. Conversely, if we further assume (5), then Assumption 7 implies Assumption 3*.*

Thus, our setup generalizes the DTR setting because Assumption 6 is not required. This can be seen from the following quick proof of the well-known g-computation formula in Robins (1986) and Robins (1997).

COROLLARY 9 (Robins’ g-formula). *Let dynamic consistency and positivity be given. Under Assumptions 6 and 7 and (5), the joint distribution under policy g is identified by*

$$\begin{aligned} & \mathbb{P}(R_{T+1}(g) = r_{T+1}, \bar{X}_T(g) = \bar{x}_T, \bar{A}_T(g) = \bar{a}_T) \\ & = \mathbb{P}(r_{T+1} \mid \bar{x}_T, \bar{a}_T) \prod_{t=1}^T g(a_t \mid \bar{x}_t, \bar{a}_{t-1}) \mathbb{P}(x_t \mid \bar{x}_{t-1}, \bar{a}_{t-1}). \end{aligned}$$

Proof. By Proposition 8, Assumption 3* is satisfied. This result then follows from recursively applying Theorem 7 in the same way as in our proof of Theorem 1. \square

Compared to Richardson and Robins (2013, Corollary 34) who aim to identify the distribution of $R_{T+1}(g)$, here we assume (5) in addition. This is needed to identify the joint distribution of all variables and is not a strong assumption: (5) is true when every non-decision variable is used by the policy for at least one decision (so $V_j(g) \rightarrow A_t(g)$ for some t and all $V_j \in X$) and every decision has a causal effect on the final reward (so $A_t(g) \rightsquigarrow R_{T+1}(g)$ for all t). This assumption can be avoided if we are not interested in identifying the non-decision variables that have no causal effect on R_{T+1} .

5 Markov decision processes

In RL, the data generating mechanism, often referred to as the “environment”, is typically stated in the form of an MDP, where a reward R_t is observed at every time-point (Sutton and Barto 2018; Puterman 2014). A large body of the RL literature focuses on estimating the value of an *evaluation policy* from data generated using another policy. This problem is known as *offline policy evaluation* (Sutton and Barto 2018; Uehara et al. 2022).

However, no formal causal theory exists for MDPs to the best of our knowledge. Thus, it is not always clear what causal assumptions are made behind the scenes in off-policy evaluation learning in RL; this is discussed in Section 5.1. In subsequent subsections, we discuss the cross-temporal nature of our Assumption 3, review the use of causal diagrams in the MDP literature, and discuss why a popular relaxation—*partially observed Markov decision process* (POMDP)—is generally not identified.

5.1 Additional assumptions in the MDP literature

5.1.1 Time-invariance

While time-invariance (sometimes referred to as *stationarity* or *time-homogeneity*) does not have any implications for the identification problem, it is a standard assumption in the MDP literature. We state it here for completeness.

ASSUMPTION 8 (Time-invariant reward and state transitions). *The conditional distribution*

$$\mathbb{P}(S_{t+1}(g) = s', R_{t+1}(g) = r \mid A_t(g) = a, S_t(g) = s) \quad (6)$$

is independent of t and g .

Because the policy g does not directly intervene on the state or the reward, the requirement that (6) is independent of g is natural from a causal perspective. The real assumption is that it is also independent of time, which implies that the state variables S_1, S_2, \dots take values in the same space. In the RL literature, the expression in (6) is often denoted as $\mathbb{P}(s', r \mid a, s)$ or something similar (Sutton and Barto 2018; Uehara et al. 2022). The conditional probability distribution of the next state $\mathbb{P}(S_{t+1}(g) = s' \mid A_t(g) = a, S_t(g) = s)$, obtained by marginalising (6), is usually referred to as the *transition probability function*. In addition to Assumption 8, some authors assume that the next state and reward are statistically independent given the state and action, i.e. $\mathbb{P}(s', r \mid a, s) = \mathbb{P}(s' \mid a, s)\mathbb{P}(r \mid a, s)$. Such assumptions have implications for computing the tangent spaces in semiparametric settings (Kallus and Uehara 2022).

ASSUMPTION 9 (Time-invariant policy). *The evaluation and null policies are time-invariant (and thus only depends on the state) in the sense that $\mathbb{P}(A_t(g) = a \mid S_t(g) = s)$ is independent of t .*

This assumption enables importance sampling for off-policy evaluation when the null policy needs to be estimated from a single trajectory. With Assumptions 8 and 9, an MDP is commonly described as a tuple of state space, action space, state transition probability function, and reward function (expected reward given state and action).

5.1.2 Randomized decisions

RL has in large part been popularized through impressive results in games (Silver et al. 2016). State selection is often an easy task in such settings. For example, in a chess game the current board position contains all the information needed for a player to make the next move. More broadly, it is common practice to benchmark RL methodologies against settings where the state is *prespecified* as part of the environment. `Gymnasium`⁴ is a popular API often referenced in scientific work that offers a range of RL environments. For example, in the CartPole environment in `Gymnasium`, the task is to balance a pole on a cart moving along a frictionless track (Barto et al. 1983). The prespecified state is cart position, cart velocity, pole angle, and pole angular velocity. In the MountainCar environment, one must accelerate a car up a hill of a sinusoidal valley to gain momentum (Moore 1990). The prespecified state is position (x-axis) and velocity of the car.

Clearly, when the state S_t is prespecified by the environment, any natural policy used to generate historical data is *unconfounded* given the state. Consequently, the data may be viewed as the result of a *stratified randomized experiment*. This can be formally stated as the following graphical requirement.

ASSUMPTION 10 (Randomized decisions). *In the causal graph \mathcal{G} , there is no bidirected edge with one end being a decision variable A_t , and the state S_t contains the parent set of A_t for all $t \in [T]$.*

Assumption 10 clearly implies Assumption 3, because any backdoor path from A_k must begin with $A_k \leftarrow S_k$. Thus, much of the RL literature makes the causal assumption of dynamic unconfoundedness without an explicit statement. Rather than using a causal diagram, many authors use the factorization

$$\mathbb{P}(\underline{a}_1, \underline{s}_1) = \mathbb{P}(s_1) \prod_{t=1}^T \mathbb{P}(a_t | s_t) \mathbb{P}(s_{t+1}, r_{t+1} | a_t, s_t)$$

and makes an implicit assumption that under a policy $g = (g_1, \dots, g_T)$, the probability $\mathbb{P}(g)$ factorizes in the same way with the term $\mathbb{P}(a_t | s_t)$ replaced by $g_t(a_t | s_t)$.

Although Assumption 10 may be quite reasonable in simulated environments, it may not hold in real-world problems. In the causal ADMG, Assumption 10 fails if the graph contains any edge of the kind $A_t \leftrightarrow V \setminus S_t$. This is the case in dynamic pricing problem depicted in Figure 2a, where a shipping professional relies on verbally communicated sales intelligence to set prices. As another example, when prescribing a drug, a physician might consider the patient’s own concerns that are not recorded in the health database. In RL, the null policy that generates the observed data is often referred to as the behavior policy. In light of the discussion above, this terminology can be misleading because a real-world “behavior” may not satisfy Assumption 10.

⁴`Gymnasium` is a maintained fork of OpenAI’s Gym library. See <https://gymnasium.farama.org/>.

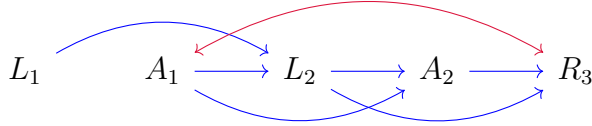


Figure 5: Memorylessness and (7) are satisfied for $S_2 = \{A_1, L_2\}$, but Assumption 3 fails.

5.2 Why controlling for immediate confounding is not enough

For readers with a background in RL, it may seem odd at first why Assumption 3 requires blocking back-door paths across all time periods, especially given the memorylessness in Assumption 2. In other words, one might wonder why

$$\text{not } N_{t+1} \leftrightarrow * \leftrightarrow A_t \mid S_t \text{ in } \mathcal{G} \text{ for all } t \in [T], \quad (7)$$

is not sufficient for identifiability. The reason is that when S_t includes previous actions, blocking the paths in (7) may not be enough. Figure 5 gives an example. Clearly, memorylessness is satisfied when $S_2 = \{A_1, L_2\}$, that is, we have

$$\text{not } R_3 \leftrightarrow * \leftrightarrow (L_1 \cup A_1) \setminus S_2 \mid S_2.$$

Furthermore, $S_2 = \{A_1, L_2\}$ ancestrally blocks all back-door paths from A_2 to R_3 , so (7) is also satisfied. However, the bidirected edge $A_1 \leftrightarrow R_3$ clearly precludes causal identification of any policy with any choice of state. The existence of this bidirected edge fails Assumption 3, which requires all back-door paths from A_1 to R_3 to be ancestrally blocked.

Despite this observation, the next proposition shows that (7) is sufficient when $A_{t-1} \notin S_t$, that is, if previous decisions are not included in the states. This may be reasonable in some games and simulated environments but difficult to defend in some other problems.

PROPOSITION 10. *Assume $A_{t-1} \notin S_t$ for all $t \in [T]$ and Assumptions 1 and 2. Then Assumption 3 is equivalent to (7).*

5.3 The abuse of causal diagrams in the MDP literature

In light of our results, we next review the use of causal diagrams in the RL literature (see e.g. Kallus and Uehara 2020). Typically, it is assumed that the MDP is time-invariant (Assumptions 8 and 9 are satisfied), and the states, actions and rewards are represented as vertices in a DAG. This is illustrated in Figure 6 that repeat across two time points. Some authors also include latent variables and edges like $A_t \leftarrow U_t \rightarrow S_{t+1}$ in the DAG to indicate unmeasured confounding (Xu et al. 2023).

From a causal perspective, diagrams like Figure 6 should be interpreted as the latent projection of the original graph \mathcal{G} (Verma and Pearl 1990) onto all the states, actions, and

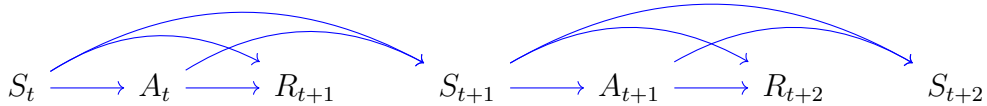
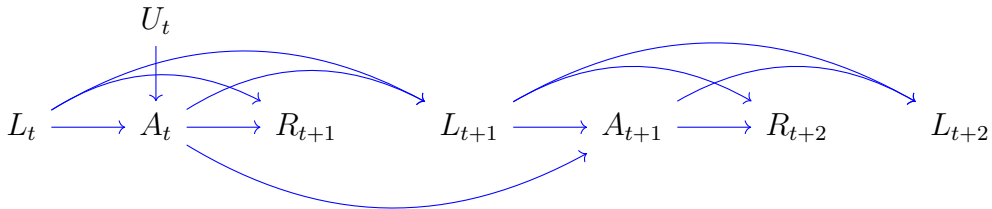
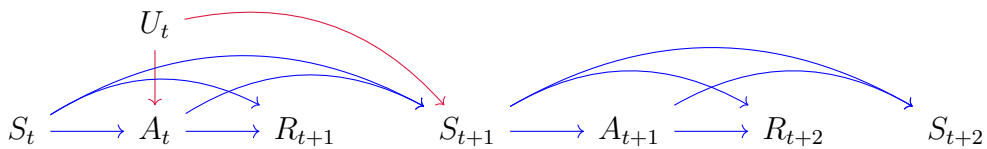


Figure 6: A Markov decision process represented by a DAG \mathcal{G} .



(a) Original causal graph.



(b) Latent projection with the choice of state $S_t = \{A_{t-1}, L_t\}$.

Figure 7: An illustration of “phantom confounding” created by latent projection.

rewards. However, this latent projection can be misleading when the MDP constructs—the states, actions, and rewards—have overlapping variables. For this reason, we recommend against using causal diagrams in which the vertices are states, decisions, and rewards (such as Figures 6 and 7b).

To illustrate this, consider the causal graph in Figure 7a. If we choose the state as $S_t = \{L_t\}$, memorylessness is violated due to the directed edge $A_t \rightarrow A_{t+1}$. In contrast, the choice $S_t = \{A_{t-1}, L_t\}$ satisfies Assumptions 1, 2, and 3, and thus the value of any policy that depends on this choice of S_t can be identified by Theorem 1. However, we would come to a wrong conclusion about this state choice if we use the latent projection graph as shown in Figure 7b. Due to the additional edge $U_t \rightarrow S_{t+1}$ (which needs to be added because $A_t \in S_{t+1}$), there is a “phantom” back-door path $A_t \leftarrow U_t \rightarrow S_{t+1}$ that cannot be blocked because U_t is not observed.

5.4 Violation of memorylessness in POMDPs

Modeling decision processes as MDPs is appealing for many reasons. For instance, time-invariant MDPs do not suffer from the curse of dimensionality in long and infinite horizon problems. However, as discussed earlier, MDPs impose strong assumptions on the data generating mechanism.

A prominent relaxation of MDPs is the *partially observed Markov decision processes* (POMDPs) (Åström 1965; Kaelbling et al. 1998) that assume imperfect information. In

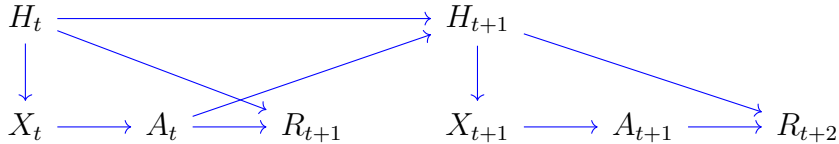


Figure 8: A graphical representation of POMDP.

recent years POMDPs have received considerable attention as a more reasonable trade-off between model flexibility and structural assumptions (e.g. Guo et al. 2016). In stage t of a POMDP, it is assumed that the decision process can be fully described by some latent state H_t governed by a transition kernel $\mathbb{P}(u_{t+1} | a_t, h_t)$. The agent measures a subset or transformation X_t of the true state U_t through some probability distribution $\mathbb{P}(x_t | h_t)$.⁵ Usually, it is assumed that the observed data is randomized (see Assumption 10) so that A_t only depends on X_t . Finally, the decision-maker received a reward R_t . Figure 8 shows the typical setting of a POMDP.

Clearly, the decision process in Figure 8 satisfies Assumptions 1 to 3 with $S_t = \{H_t\}$ or $S_t = \{H_t, X_t\}$. However, this is infeasible because H_t is unobserved. In fact, it is clear that memorylessness fails unless S_t includes the entire history. As an example, there is a path $R_{t+2} \leftarrow H_{t+1} \leftarrow H_t \rightarrow X_t$ not ancestrally unblocked by S_{t+1} when $S_t = \{X_t\}$ and $S_{t+1} = \{X_{t+1}\}$.

For this reason, POMDPs are generally not identified. However, approximate inference may still be possible without including the full history, for example if the process is sufficiently mixed (Hu and Wager 2023).

6 Simulation Study for Dynamic Pricing

We now revisit the dynamic pricing problem and expand the simulation in Section 1.2.

6.1 Basic simulation setup

In Section 1.2, the container logistics company sets a single price for a specific departure. In reality this price is continuously changed until either the total bookings exceed the vessel’s capacity or the departure date is reached, and customers may book containers for multiple departures at any point in time. To capture the dynamic nature of this pricing problem, we consider a simulation setting with weekly vessel departures where the company publishes the initial price two weeks before each departure and can change the price a week before the departure.

To set up the problem, we use subscripts to index calendar time and superscripts to index relative time for a departure. For the vessel departing at time $t + 1$, the initial

⁵It is sometimes assumed that X_t also depends on previous actions.

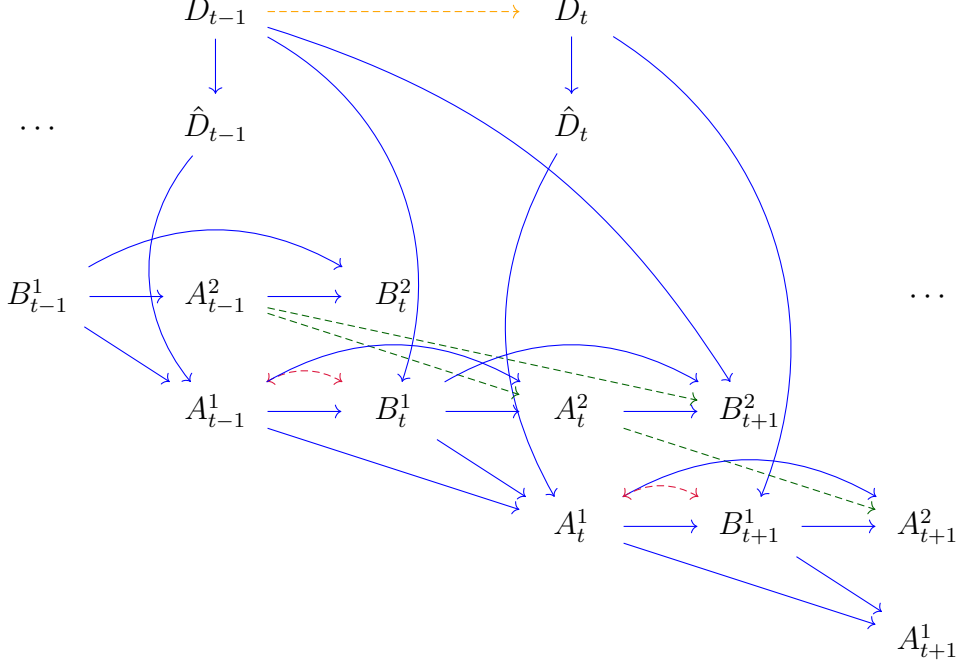


Figure 9: Dynamic pricing ADMG. The basic scenario \mathcal{G} consists of all solid blue edges. Given the state set $S_t = \{A_{t-1}^1, \hat{D}_{t-1}, B_t^1, \hat{D}_t\}$, the orange arrow $D_{t-1} \longrightarrow D_t$ signifies a violation of the Markov property, and $A_{t+1}^2 \longleftarrow A_t^2 \longrightarrow B_{t+2}^2$ signifies a violation of no dynamic back-door. Finally, $A_t^1 \longleftrightarrow B_{t+1}^1$ denotes unmeasured confounding that cannot be controlled for.

price A_{t-1}^1 is published two weeks before the departure. In the following week, customers book container slots B_t^1 at this price. The price is then updated to A_t^2 , and in the second week customers book slots B_{t+1}^2 at the updated price. Looking in a different way, at each time t we observe four variables: B_t^2 is the second-week booking for the vessel departing at time t , B_t^1 is the first-week booking for the vessel departing at time $t + 1$, A_t^2 is the updated price for the vessel departing at time $t + 1$, and A_t^1 is the initial price for the vessel departing at time $t + 2$. The revenue for the week is then $R_t = A_{t-1}^2 B_t^2 + A_{t-1}^1 B_t^1$.

The exact structural assumptions between the prices and bookings are depicted in the ADMG in Figure 9 and we will consider several scenarios. Let \mathcal{G} be graph for the basic scenario consisting of the blue arrows (\longrightarrow) in Figure 9. We assume the initial price A_t^1 is determined by shipping professionals using the previous initial price A_{t-1}^1 , its associated bookings B_t^1 , and an estimate \hat{D}_t of the true market demand D_t (for departure at time $t + 2$ and D_t cannot be observed).⁶ In the basic scenario, the price is updated to A_{t+1}^2 in the second week based on the initial price A_t^1 and the associated bookings B_{t+1}^1 . The

⁶The noisy estimate \hat{D}_t may reflect all the information of the latent demand the decision-maker has access to. For example, the Chinese New Year heavily impacts the demand for cargo flowing between East Asia and Western Europe. \hat{D}_t may also reflect intel from forecast reports that shipping professional rely on.

initial bookings B_{t+1}^1 is determined by the initial price A_t^1 and latent market demand D_t . In the second period the bookings B_{t+2}^2 is determined by the updated price A_{t+1}^2 , the initial bookings B_{t+1}^1 (through capacity constraints), and the latent market demand D_t . The reward variable R_t is not shown in Figure 9 to simplify the graph.

In this basic scenario (with only blue arrows in Figure 9), the reader is invited to verify that the state set

$$S_t = \{A_{t-1}^1, \hat{D}_{t-1}, B_t^1, \hat{D}_t\} \quad (8)$$

satisfies Assumptions 1, 2, and 3.

As is common in the economics literature, we assume that the unconstrained bookings is Poisson distributed with mean linearly determined by the parents in the graph: a high latent demand D_t for a departure means the price-elasticity is lower. We assume a fixed capacity C for every vessel so that $B_{t+1}^1 + B_{t+2}^2 \leq C$. For the null policy, the initial and updated prices are piecewise linear functions of their parents (and with a small probability the prices are uniformly distributed to ensure positivity). More details on the simulation setup can be found in the Online Supplement.

6.2 More sophisticated scenarios

We compare the performance of the null policy to the policies learned from policy iteration using different state sets in the basic and three more sophisticated scenarios:

1. **Macroeconomic trend.** Suppose there is some macroeconomic trend causing inertia in the latent demand over time. Graphically, this can be modelled by adding $D_{t-1} \xrightarrow{\text{orange}} D_t$ to \mathcal{G} in Figure 9. We denote the resulting graph as \mathcal{G}_1 . The degree of inertia is modeled by varying the probability of $D_t = D_{t-1}$ in the simulation. Due to this inertia, the state choice in (8) no longer satisfies memorylessness (Assumption 2); for example, there is an unblocked path $B_{t+1}^1 \leftarrow D_t \leftarrow D_{t-1} \leftarrow D_{t-2} \rightarrow \hat{D}_{t-2} \rightarrow A_{t-2}^1$. Further, since D_t is unobserved, no feasible state set exists except when S_t includes the full history.
2. **Retrospective price updates.** Suppose customers compare prices when making a decision: if the current price A_t^2 is lower than the previous price, customers may view this as a good bargain and book more (graphically we add the edge $A_{t-1}^2 \xrightarrow{\text{orange}} B_{t+1}^2$). Shipping professionals may also factor this behavior into the price update ($A_{t-1}^2 \xrightarrow{\text{orange}} A_t^2$). The resulting graph is denoted \mathcal{G}_2 . The degree of this confounding relationship is modeled by varying the boost to demand that occurs when $A_t^2 < A_{t-1}^2$. Due to the founding path $B_{t+1}^2 \leftarrow A_{t-1}^2 \xrightarrow{\text{orange}} A_t^2$, the state choice in (8) no longer satisfies Assumption 3. Instead, including the previous price update in the state set (so $S_t = \{A_{t-1}^2, A_{t-1}^1, \hat{D}_{t-1}, B_t^1, \hat{D}_t\}$) satisfies all identifiability assumptions.

Table 1: Policy iteration results from $N = 100\,000$ episodes of length $T = 500$.

| Graph | Degree | Mean cumulative reward (std. dev.) | | | Regret (%) | |
|--|--------|------------------------------------|--------------------|-----------------------|-------------------|-----------------------|
| | | Null policy | PI with state (8) | PI with correct state | PI with state (8) | PI with correct state |
| \mathcal{G} | - | 1969.0 (87.37) | 2056.0 (75.56) | 2055.0 (74.84) | 4.42 | 4.37 |
| $\xrightarrow{\text{orange}} \mathcal{G}_1$ | 0.1 | 1971.0 (87.65) | 2058.0 (75.08) | - | 4.41 | - |
| | 0.5 | 1978.0 (90.72) | 2063.0 (80.15) | - | 4.3 | - |
| | 0.9 | 1986.0 (118.25) | 1987.0 (134.66) | - | 0.05 | - |
| $\xrightarrow{\text{green}} \mathcal{G}_2$ | 1 | 2227.0 (80.69) | 2020.0 (91.17) | 2451.0 (86.81) | -9.3 | 10.06 |
| | 2 | 2402.0 (82.25) | 2041.0 (93.41) | 3019.0 (91.11) | -15.03 | 25.69 |
| | 4 | 2415.0 (82.81) | 2042.0 (93.2) | 3911.0 (87.05) | -15.45 | 61.95 |
| $\xleftrightarrow{\text{red}} \mathcal{G}_3$ | 1 | 2390.0 (84.99) | 2621.0 (82.39) | - | 9.67 | - |
| | 3 | 3002.0 (93.06) | 2934.0 (112.95) | - | -2.27 | - |
| | 5 | 3221.0 (96.22) | 3112.0 (120.95) | - | -3.38 | - |

3. Competitor prices. In this case, we return to the competitor price example from Figure 2a where shipping professionals receive word-of-mouth intelligence on competitor prices. Clearly, competitor prices also impact the number of bookings received ($A_t^1 \xleftrightarrow{\text{red}} B_{t+1}^1$). The graph is denoted $\xleftrightarrow{\text{red}} \mathcal{G}_3$. The degree of unmeasured confounding is modeled by varying the boost to demand that occurs when the shipping professional undercuts competitors and the probability of receiving accurate intelligence. In this case, no state choice satisfies Assumption 3.

6.3 Results

Table 1 shows the mean cumulative reward in $T = 500$ weeks for each above scenario. We use policy iteration to train a policy using $N = 100,000$ episodes with the state set in (8). In the scenarios where a state set satisfying all identifiability assumptions exists, we also run policy iteration using that state set. We report the regret of these learned policies in relation to the null policy that is used to generate the training data.

In the basic scenario (\mathcal{G}), the state set (8) satisfies the identifiability assumptions, and policy iteration leads to a modest improvement over the null policy. In the scenario with macroeconomic trend (\mathcal{G}_1), policy iteration with (8) also leads to a modest improvement, but the improvement becomes smaller when the macroeconomic trend over time becomes stronger. In the scenario with retrospective price updates ($\overrightarrow{\mathcal{G}}_2$), policy iteration with the state set (8) actually leads to inferior policy to the null. In contrast, if policy iteration is run with the correct state set, a substantial improvement over the null policy is observed. Finally, in the scenario with competitor prices, $\overleftarrow{\mathcal{G}}_3$, whether or not policy iteration improves over the null policy depends on the degree of confounding. These results highlight the importance of choosing a good state set when using off-policy learning algorithms in real-world problems.

7 Discussion

In this paper we consider the identification problem arising in off-policy learning for a general sequential decision problem. We present graphical criteria for identifiability of the value of an adaptive policy that require the state set to satisfy a memorylessness property that is akin to the Markov property in the MDP literature and an unconfoundedness property that extends Pearl’s back-door criterion for a static intervention. Our results provide a unified causal framework for sequential decision problems and generalize the common sequential ignorability assumption in the DTR literature. Further, our framework reveals the implicit assumption of randomized decisions in the current RL literature and provides a principled basis for wider application of RL to real-world problems.

A possible avenue of future work is to develop algorithms for state variable selection in off-policy learning. This is closely related to confounder selection in causal inference (Guo et al. 2023) and testing MDP assumptions (Shi et al. 2020). It is particularly interesting to develop online RL algorithms (with some observational historical data available) that can select state variables and improve the policy at the same time. Another interesting problem is to extend the graphical identifiability criteria when we can also access the natural counterfactuals, a setting that is attracting some attention recently (Kallus and Uehara 2023; Stensrud et al. 2024). In the DTR setting, this problem has been considered by Young et al. (2014) and Richardson and Robins (2013).

Acknowledgements

This work is in part supported by A.P. Moller Maersk, the Innovation Fund Denmark, and the Engineering & Physical Sciences Research Council (EP/V049968/1).

A Remarks on m-separation and no confounding

For completeness we introduce some sets of walks. Let $W[J \rightsquigarrow * \leftarrow K \mid L \text{ in } \mathcal{G}]$ denote the set of walks from J to K that is not blocked given L .⁷ Let $W_s[J \rightsquigarrow * \leftarrow K \mid L \text{ in } \mathcal{G}]$ denote the subset of $W[J \rightsquigarrow * \leftarrow K \mid L \text{ in } \mathcal{G}]$ that is simple. Similarly, let $W_s[V_j \rightsquigarrow * \leftarrow V_k \mid L]$ denote the set of simple confounding walks from V_j to V_k that is not blocked by L , and if this set is empty we say V_j and V_k are *unconfounded* given L in \mathcal{G} . With this notation, confounder selection, with V_j being the cause and V_k being the effect under investigation, can be formulated as selecting $L \subset V$ such that

$$V_j \not\rightsquigarrow L, V_k \not\rightsquigarrow L, \text{ and } W_s[V_j \rightsquigarrow * \leftarrow V_k \mid L] = \emptyset, \quad (\text{A.1})$$

that is, L is not a descendant of V_j or V_k and all simple confounding walks from V_j to V_k are blocked by L . Guo and Zhao (2023) show that, under the first two conditions in (A.1), the third condition is equivalent to the back-door criterion of Pearl (1995), which is a sufficient condition for the ignorability condition of Rosenbaum and Rubin (1983) under a structural interpretation of the graph as described in the main paper.

It is obvious that an ancestrally blocked (see main text) path is also blocked in our sense. Let $P[V_j \rightsquigarrow * \leftarrow V_k \mid_a L]$ be the set of confounding paths from V_j to V_k that is not ancestrally blocked by L . It is shown in Guo and Zhao (2023, Lemma 2) that

$$W_s[V_j \rightsquigarrow * \leftarrow V_k \mid L] = \emptyset \quad \text{if and only if} \quad P[V_j \rightsquigarrow * \leftarrow V_k \mid_a L] = \emptyset.$$

This equivalence also holds for m-connection, directed paths, and confounding arcs.

B Technical proofs

Proof of Proposition 2. The construction of the new graph $\mathcal{G}(g)$ describes the structure of the equations that define $V(g)$ and $V^-(g)$. The claim then follows from Theorem 3 in Zhao (2024b) that shows that the nonparametric system of equations model implies the nested Markov model (Richardson et al. 2023) which is global Markov by definition. \square

Proof of Proposition 3. Consider a topological ordering of $\mathcal{G}(\underline{g}_{t-1})$ in the sense that $V_j(\underline{g}_{t-1}) \rightarrow V_k(\underline{g}_{t-1})$ in $\mathcal{G}(\underline{g}_{t-1})$ implies $V_j(\underline{g}_{t-1}) \prec V_k(\underline{g}_{t-1})$. Let $V_{j_1}(\underline{g}_{t-1}) \prec V_{j_2}(\underline{g}_{t-1}) \prec \dots \prec V_{j_p}(\underline{g}_{t-1})$ where every $V_{j_i}(\underline{g}_{t-1}) \in \{\underline{N}_t \cup \underline{A}_t\}(\underline{g}_{t-1})$. Clearly, since $V_{j_1}(\underline{g}_{t-1})$ does not have any parents in $\{\underline{N}_t \cup \underline{A}_t\}(\underline{g}_{t-1})$, it takes the same value as $V_{j_1}(\underline{g}_t)$ given that $A_{t-1}^-(\underline{g}_{t-1}) = A_{t-1}(\underline{g}_{t-1})$. This follows from simply replacing $A_{t-1}(\underline{g}_{t-1})$ by $A_{t-1}^-(\underline{g}_{t-1})$ in

⁷More precisely, $W[J \rightsquigarrow * \leftarrow K \mid L \text{ in } \mathcal{G}]$ is a matrix with rows corresponding to vertices in J , columns corresponding to vertices in K , and entries being a collection of walks from the corresponding row to the corresponding column. This allows us to represent walk concatenation as matrix multiplication. See Zhao (2024a) for more detail.

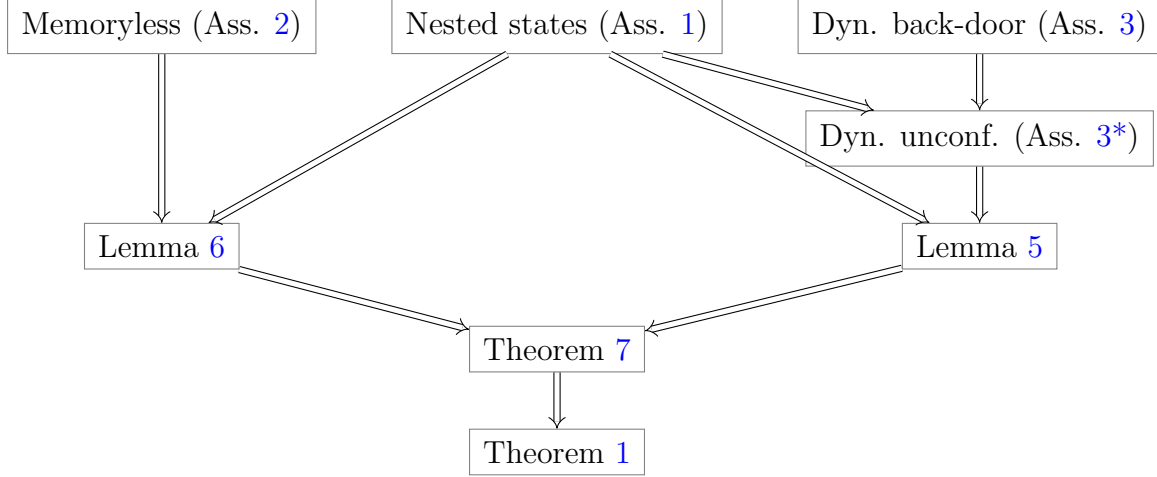


Figure B.1: Implications between assumptions, lemmas and theorems. Positivity and dynamic consistency are assumed to hold in all implications.

the structural equation and noticing that $A_{t-1}^-(\underline{g}_{t-1}) = A_{t-1}(\underline{g}_t)$ (which is also equal to A_{t-1}). Considering $V_{j_2}(\underline{g}_{t-1})$, which may depend on $V_{j_1}(\underline{g}_{t-1})$, the arguments is the same. But in addition we use that $V_{j_1}(\underline{g}_{t-1}) = V_{j_1}(\underline{g}_t)$ given that $A_{t-1}^-(\underline{g}_{t-1}) = A_{t-1}(\underline{g}_{t-1})$. The claim then follows from repeating this argument for j_3, j_4, \dots, j_p . \square

LEMMA 1. For $1 \leq t \leq T$ and $1 \leq k \leq T - t + 1$, consider the dynamic SWIG $\mathcal{G}(\underline{g}_t)$ with vertices

$$V(\mathcal{G}(\underline{g}_t)) = \bar{X}_{T+1}(\underline{g}_t) \cup \bar{A}_T(\underline{g}_t) \cup \bigcup_{i=t}^T \{A_i^-(\underline{g}_t)\},$$

and another dynamic SWIG $\mathcal{G}(\underline{g}_{t+k})$ with vertices

$$V(\mathcal{G}(\underline{g}_{t+k})) = \bar{X}_{T+1}(\underline{g}_{t+k}) \cup \bar{A}_T(\underline{g}_{t+k}) \cup \bigcup_{i=t+k}^T \{A_i^-(\underline{g}_{t+k})\}.$$

Given a walk w in $\mathcal{G}(\underline{g}_t)$ that does not contain any $A_i(\underline{g}_t)$ for all $t \leq i \leq t+k-1$, the following map of vertices maps w to a walk in $\mathcal{G}(\underline{g}_{t+k})$:

$$\begin{aligned} X_k(\underline{g}_t) &\mapsto X_k(\underline{g}_{t+k}), \quad 1 \leq k \leq T, \\ A_i^-(\underline{g}_t) &\mapsto \begin{cases} A_i(\underline{g}_{t+k}), & t \leq i \leq t+k-1, \\ A_i^-(\underline{g}_{t+k}), & t+k \leq i \leq T, \end{cases} \\ A_i(\underline{g}_t) &\mapsto A_i(\underline{g}_{t+k}), \quad 1 \leq i \leq t-1 \text{ and } t+k \leq i \leq T. \end{aligned}$$

In the image walk of w , every $A_i(\underline{g}_{t+k})$ for $t \leq i \leq t+k-1$ is either an endpoint or a collider. Furthermore, if w is a simple walk, its image is also a simple walk; if w is a path, its image is also a path.

Proof. It is easy to verify using the definition of dynamic SWIGs that edges in $\mathcal{G}(\underline{g}_t)$

between the pre-images of the above vertex map remain edges of the same type in $\mathcal{G}(g_{t+k})$ between the images of the vertex map. The claim that every $A_i(g_{t+k})$ for $t \leq i \leq t+k-1$ in the image of w are either endpoints or colliders follows from the fact that $A_i^-(g_t)$ only contains incoming edges in $\mathcal{G}(g_t)$. The fact that a simple walk (path) is mapped to a simple walk (path) follows from the observation that the vertex map is injective. \square

LEMMA 2. *Let Assumption 1 be given. Consider any $Z_t(g_t) \in A_t^-(g_t) \cup (A_{t-1} \cup S_{t-1}) \setminus S_t$. Suppose*

$$(\underline{N}_{t+1} \cup \underline{A}_{t+1})(g_t) \rightsquigarrow * \leftarrow Z_t(g_t) \mid (A_t \cup S_t)(g_t). \quad (\text{B.1})$$

Then there exists a simple walk that does not contain any vertex in $\underline{A}_{t+1}(g_t)$ and looks like

$$\underline{N}_{t+1}(g_t) \rightsquigarrow * \leftarrow Z_t(g_t) \mid (A_t \cup S_t)(g_t).$$

Proof. Consider a simple walk w of the kind in (B.1). If w does not contain any vertex in $\underline{A}_{t+1}(g_t)$, the claim follows immediately. Otherwise, let $A_i(g_t)$, $t+1 \leq i \leq T$, to be the right-most such vertex in w . This shows that w contains a subwalk w' of the kind

$$A_i(g_t) \rightsquigarrow * \leftarrow Z_t(g_t) \mid (A_t \cup S_t)(g_t),$$

and by construction w' does not contain any vertex in $\underline{A}_{t+1}(g_t)$ besides its left endpoint. Since $S_i(g_t)$ contain the parent set of $A_i(g_t)$, w' must begin with $A_i(g_t) \leftarrow S_i(g_t) \setminus S_t(g_t)$ (we can subtract $S_t(g_t)$ because otherwise the walk is blocked; w' cannot start with $A_i(g_t) \rightarrow$ because it implies a directed walk from $A_i(g_t)$ to $(Z_t \cup A_t \cup S_t)(g_t)$ that goes back in time). By Assumption 1, we know

$$S_i(g_t) \setminus S_t(g_t) \subseteq \underline{N}_{t+1}(g_t) \cup \underline{A}_{t+1}(g_t).$$

Because w' does not contain any vertex in $\underline{A}_{t+1}(g_t)$ as a non-endpoint, this shows that w' looks like

$$A_i(g_t) \leftarrow \underline{N}_{t+1}(g_t) \rightsquigarrow * \leftarrow Z_t(g_t) \mid (A_t \cup S_t)(g_t).$$

By considering the right most vertex in $\underline{N}_{t+1}(g_t)$ that is contained in w' , we obtain a simple subwalk w'' of the kind

$$\underline{N}_{t+1}(g_t) \rightsquigarrow * \leftarrow Z_t(g_t) \mid (A_t \cup S_t)(g_t),$$

so the claim follows. \square

LEMMA 3. *Under Assumption 1 and \mathfrak{B}^* , we have*

$$\mathbf{not} (\underline{N}_{t+1} \cup \underline{A}_{t+1})(g_t) \rightsquigarrow * \leftarrow A_t^-(g_t) \mid (A_t \cup S_t)(g_t).$$

Proof of Lemma 3. If the claim is not true, by Lemma 2 there exists a simple walk w of the kind

$$\underline{N}_{t+1}(\underline{g}_t) \rightsquigarrow * \rightsquigarrow A_t^-(\underline{g}_t) \mid (A_t \cup S_t)(\underline{g}_t).$$

Because $\underline{N}_{t+1}(\underline{g}_t) \not\rightsquigarrow (A_t^- \cup A_t \cup S_t)(\underline{g}_t)$ and $A_t^-(\underline{g}_t)$ has no outgoing edges, w must look like

$$\underline{N}_{t+1}(\underline{g}_t) \rightsquigarrow * \rightsquigarrow A_t^-(\underline{g}_t) \mid (A_t \cup S_t)(\underline{g}_t).$$

Now consider the following cases:

1. w contains $S_t(\underline{g}_t) \rightarrow A_t(\underline{g}_t)$ or $A_t(\underline{g}_t) \leftarrow S_t(\underline{g}_t)$.

This contradicts the assumption that w is not blocked by $S_t(\underline{g}_t)$.

2. w contains $\leftarrow A_t(\underline{g}_t) \rightarrow$.

This contradicts the assumption that w is not blocked by $A_t(\underline{g}_t)$.

3. w does not contain $A_t(\underline{g}_t)$.

In this case, we may drop $A_t(\underline{g}_t)$ from the conditioning set, so w looks like

$$\underline{N}_{t+1}(\underline{g}_t) \rightsquigarrow * \rightsquigarrow A_t^-(\underline{g}_t) \mid S_t(\underline{g}_t).$$

By Lemma 1, w can be mapped into a simple walk of the kind

$$\underline{N}_{t+1}(\underline{g}_{t+1}) \rightsquigarrow * \rightsquigarrow A_t \mid S_t \text{ in } \mathcal{G}(\underline{g}_{t+1}).$$

However, this contradicts Assumption 3*.

In conclusion, the existence of the walk w contradicts the assumptions. □

LEMMA 4. *Under Assumptions 1, 2 and 3* we have*

$$\text{not } (\underline{N}_{t+1} \cup \underline{A}_{t+1})(\underline{g}_t) \rightsquigarrow * \rightsquigarrow (A_{t-1} \cup S_{t-1}) \setminus S_t \mid (A_t \cup S_t)(\underline{g}_t)$$

Proof of Lemma 4. If the claim is not true, by Lemma 2 there exists a simple walk of the kind

$$\underline{N}_{t+1}(\underline{g}_t) \rightsquigarrow * \rightsquigarrow (A_{t-1} \cup S_{t-1}) \setminus S_t \mid (A_t \cup S_t)(\underline{g}_t),$$

that does not contain any vertices in $\underline{A}_{t+1}(\underline{g}_t)$.

It is easy to see that any such simple walk does not contain $A_t(\underline{g}_t)$, because otherwise the walk is blocked (see the first two cases in the proof of Lemma 3). Hence, we may drop $A_t(\underline{g}_t)$ from the conditioning set, and therefore there exists a simple walk of the kind

$$\underline{N}_{t+1}(\underline{g}_t) \rightsquigarrow * \rightsquigarrow (A_{t-1} \cup S_{t-1}) \setminus S_t \mid S_t(\underline{g}_t).$$

By Lemma 1 (with $k = T - t + 1$), any simple walk of the above kind can be mapped into a simple walk that looks like

$$\underline{N}_{t+1} \rightsquigarrow * \leftarrow (A_{t-1} \cup S_{t-1}) \setminus S_t \mid S_t \text{ in } \mathcal{G}. \quad (\text{B.2})$$

Note that by Lemma 1, every A_i for $i \geq t$ in this image in (B.2) can only be a collider. However, by Assumption 1 we know $A_i \notin S_t$, so clearly no such simple walk can contain A_i for any $i \geq t$.

Next, let j be the smallest integer in $t \leq j \leq T - 1$ such that there exists a simple walk in (B.2) with N_{j+1} as the left endpoint. That is, there exists a simple walk w like

$$N_{j+1} \rightsquigarrow * \leftarrow (A_{t-1} \cup S_{t-1}) \setminus S_t \mid S_t \text{ in } \mathcal{G}, \quad (\text{B.3})$$

but

$$\text{not } N_l \rightsquigarrow * \leftarrow (A_{t-1} \cup S_{t-1}) \setminus S_t \mid S_t \text{ in } \mathcal{G}, \text{ for all } t + 1 \leq l \leq j. \quad (\text{B.4})$$

By Assumption 2 we know $j \neq t$ so $j > t$.

We will now show that this leads to a contradiction. We first make a simple observation. By Assumption 1, $S_j \subseteq S_t \cup A_t \cup X_{t+1} \cdots \cup A_{j-1} \cup X_j$, therefore

$$(A_{t-1} \cup S_{t-1}) \setminus S_t \subseteq (A_{t-1} \cup S_{t-1}) \setminus S_j.$$

So w is also a simple walk in

$$N_{j+1} \rightsquigarrow * \leftarrow (A_{t-1} \cup S_{t-1}) \setminus S_j \mid S_t \text{ in } \mathcal{G}.$$

Now consider the following cases:

1. w does not contain any non-endpoint in $(S_j \setminus S_t) \cup (S_t \setminus S_j)$.

It is easy to see that w is still unblocked given S_j instead of S_t , so

$$N_{j+1} \rightsquigarrow * \leftarrow (A_{t-1} \cup S_{t-1}) \setminus S_j \mid S_j \text{ in } \mathcal{G},$$

which contradicts Assumption 2.

2. w contains no non-endpoint in $S_j \setminus S_t$ but some non-endpoint in $S_t \setminus S_j$.

Take M to be the left-most such non-endpoint. Then w looks like

$$N_{j+1} \rightsquigarrow * \leftarrow M \rightsquigarrow * \leftarrow (A_{t-1} \cup S_{t-1}) \setminus S_t \mid S_t.$$

Thus, there exists a simple subwalk w' of w that looks like

$$N_{j+1} \rightsquigarrow * \rightsquigarrow M \mid S_t.$$

Since w' does not contain any non-endpoint in $(S_j \setminus S_t) \cup (S_t \setminus S_j)$, w' must belong to

$$N_{j+1} \rightsquigarrow * \rightsquigarrow M \mid S_j.$$

But since $M \in S_t \setminus S_j$, this contradicts Assumption 2 again.

3. w contains some non-endpoint in $S_j \setminus S_t$.

Let L be such a non-endpoint. This means that w looks like

$$N_{j+1} \rightsquigarrow * \rightsquigarrow L \rightsquigarrow * \rightsquigarrow (A_{t-1} \cup S_{t-1}) \setminus S_t \mid S_t.$$

Recall that w does not contain any non-endpoint in A_i for $i \geq t$. By Assumption 1, there must exist $t+1 \leq i \leq j$ such that $L \in N_i$, so

$$N_i \rightsquigarrow * \rightsquigarrow (A_{t-1} \cup S_{t-1}) \setminus S_t \mid S_t,$$

which contradicts (B.4). □

Proof of Lemmas 5 and 6. Lemma 5 follows from Lemma 3 and Proposition 2. Lemma 6 follows from Lemma 4 and Proposition 2. □

Proof of Proposition 4. Suppose there exists a walk w that looks like

$$N_{t+1}(\underline{g}_{k+1}) \rightsquigarrow * \rightsquigarrow A_k \mid S_k \text{ in } \mathcal{G}(\underline{g}_{k+1}), \text{ for some } k \leq t \leq T.$$

Consider the following cases.

1. w contains $\rightarrow A_i(\underline{g}_{k+1}) \leftarrow$ for some $i \geq k+1$.

Then w looks like

$$N_{t+1}(\underline{g}_{k+1}) \rightsquigarrow * \rightsquigarrow S_i(\underline{g}_{k+1}) \rightarrow A_i(\underline{g}_{k+1}) \leftarrow S_i(\underline{g}_{k+1}) \rightsquigarrow * \rightsquigarrow A_k \mid S_k \text{ in } \mathcal{G}(\underline{g}_{k+1}), k \leq t \leq T.$$

But since $A_i(\underline{g}_{k+1}) \notin S_k$ this walk is blocked.

2. w contains $S_i(\underline{g}_{k+1}) \rightarrow A_i(\underline{g}_{k+1}) \rightarrow$ for some $i \geq k+1$.

Then w looks like

$$N_{t+1}(\underline{g}_{k+1}) \rightsquigarrow * \rightsquigarrow S_i(\underline{g}_{k+1}) \rightarrow A_i(\underline{g}_{k+1}) \rightsquigarrow * \rightsquigarrow A_k \mid S_k \text{ in } \mathcal{G}(\underline{g}_{k+1}).$$

However, this contradicts $A_i(\underline{g}_{k+1}) \not\rightsquigarrow A_k \cup S_k$.

3. w contains $\leftarrow A_i(\underline{g}_{k+1}) \rightarrow$ for some $i \geq k + 1$.

Then w looks like

$$N_{t+1}(\underline{g}_{k+1}) \leftrightarrow * \rightsquigarrow A_i(\underline{g}_{k+1}) \rightsquigarrow * \leftrightarrow A_k \mid S_k \text{ in } \mathcal{G}(\underline{g}_{k+1}),$$

Same as 2, this contradicts $A_i(\underline{g}_{k+1}) \not\rightsquigarrow A_k \cup S_k$.

4. w contains $\leftarrow A_i(\underline{g}_{k+1}) \leftarrow S_i(\underline{g}_{k+1})$ for some $i \geq k + 1$.

By considering the right-most $A_i(\underline{g}_{k+1})$ in this walk, w has a sub-walk that looks like

$$A_i(\underline{g}_{k+1}) \leftarrow S_i(\underline{g}_{k+1}) \setminus S_k \rightsquigarrow * \leftrightarrow A_k \mid S_k \text{ in } \mathcal{G}(\underline{g}_{k+1}),$$

and we can subtract S_k here because the walk is unblocked given S_k . Since by Assumption 1,

$$S_i(\underline{g}_{k+1}) \subseteq (S_k \cup A_k \cup X_{k+1} \cup \dots, A_{i-1} \cup X_i)(\underline{g}_{k+1}),$$

and $S_i(\underline{g}_{k+1}) \setminus S_k \not\rightsquigarrow A_k \cup S_k$, this subwalk must look like

$$A_i(\underline{g}_{k+1}) \leftarrow S_i(\underline{g}_{k+1}) \setminus S_k \leftrightarrow * \leftrightarrow A_k \mid S_k \text{ in } \mathcal{G}(\underline{g}_{k+1}).$$

Note that if for some variable $L \in X_l$ we have $L \in S_i(\underline{g}_{k+1})$, then by Assumption 1 we have $L \in S_l(\underline{g}_{k+1})$. Thus, there exists a simple walk w' that does not contain $A_i(\underline{g}_{k+1})$ and is like

$$N_l(\underline{g}_{k+1}) \leftrightarrow * \leftrightarrow A_k \mid S_k \text{ in } \mathcal{G}(\underline{g}_{k+1}),$$

for some $k + 1 \leq l \leq i$. By Lemma 1 w' maps to a simple walk in \mathcal{G} of the kind

$$N_l \leftrightarrow * \leftrightarrow A_k \mid S_k \text{ in } \mathcal{G},$$

which contradicts Assumption 3.

5. w contains no $A_i(\underline{g}_{k+1})$ for $i \geq k + 1$.

Then by Lemma 1, w maps to a walk in \mathcal{G} that looks like

$$N_{t+1} \leftrightarrow * \leftrightarrow A_k \mid S_k \text{ in } \mathcal{G}, \quad k \leq t \leq T.$$

However, this immediately contradicts Assumption 3.

In each case above, a contradiction is obtained. Thus, Assumption 3* must hold. \square

Proof of Proposition 8. We first show that Assumption 3* implies sequential ignorability, that is, the “ \Rightarrow ” direction in this Proposition. Suppose there is a walk w that looks like

$$R_{T+1}(\underline{g}_1) \rightsquigarrow * \rightsquigarrow A_t^-(\underline{g}_1) \mid S_t(\underline{g}_1) \cup \overline{A}_{t-1}^-(\underline{g}_1) \text{ in } \mathcal{G}(\underline{g}_1).$$

Since $R_{T+1}(\underline{g}_1) \not\rightsquigarrow S_t(\underline{g}_1) \cup \overline{A}_t^-(\underline{g}_1)$ and $A_t^-(\underline{g}_1)$ has no outgoing arrows, w must be of the kind

$$R_{T+1}(\underline{g}_1) \rightsquigarrow * \rightsquigarrow A_t^-(\underline{g}_1) \mid S_t(\underline{g}_1) \cup \overline{A}_{t-1}^-(\underline{g}_1) \text{ in } \mathcal{G}(\underline{g}_1).$$

Since $S_i(\underline{g}_1)$ contain the parent set of $A_i(\underline{g}_1)$, w cannot contain any $A_i(\underline{g}_1)$ for $i < t$; otherwise it would contain either $S_i(\underline{g}_1) \rightarrow A_i(\underline{g}_1)$ or $\leftarrow A_i(\underline{g}_1) \rightarrow$ and both would be blocked (because $(S_i \cup A_i)(\underline{g}_1) \subseteq S_t(\underline{g}_1)$ by Assumption 6). Thus, by Lemma 1, w can be mapped to a walk w' in $\mathcal{G}(\underline{g}_t)$ that looks like

$$R_{T+1}(\underline{g}_t) \rightsquigarrow * \rightsquigarrow A_t^-(\underline{g}_t) \mid S_t \text{ in } \mathcal{G}(\underline{g}_t).$$

Next, suppose that w' contains $A_t(\underline{g}_t)$. Then since $A_t(\underline{g}_t) \notin S_t$, it cannot be a collider in w' . Furthermore, since S_t contain the parent set of $A_t(\underline{g}_t)$, w' must look like

$$R_{T+1}(\underline{g}_t) \rightsquigarrow * \rightsquigarrow A_t(\underline{g}_t) \rightsquigarrow * \rightsquigarrow A_t^-(\underline{g}_t) \mid S_t \text{ in } \mathcal{G}(\underline{g}_t). \quad (\text{B.5})$$

However, since

$$A_t(\underline{g}_t) \not\rightsquigarrow (A_t^- \cup S_t)(\underline{g}_t),$$

(B.5) is not possible. Hence, w' cannot contains $A_t(\underline{g}_t)$, and by Lemma 1, w can be mapped to a walk in $\mathcal{G}(\underline{g}_{t+1})$ of the kind

$$R_{T+1}(\underline{g}_{t+1}) \rightsquigarrow * \rightsquigarrow A_t \mid S_t \text{ in } \mathcal{G}(\underline{g}_{t+1}), \text{ for } t \in [T]. \quad (\text{B.6})$$

However, this contradicts Assumption 3*.

We now show the reverse implication “ \Leftarrow ” given (5), which says $V_j(g) \rightsquigarrow R_{T+1}(g)$ for all $V_j \in \overline{S}_T$. Suppose there exists a walk w that is like

$$N_{t+1}(\underline{g}_{k+1}) \rightsquigarrow * \rightsquigarrow A_k \mid S_k \text{ in } \mathcal{G}(\underline{g}_{t+1}), \quad k \leq t \leq T.$$

By (5), this implies that

$$R_{T+1}(\underline{g}_{k+1}) \rightsquigarrow N_{t+1}(\underline{g}_{k+1}) \rightsquigarrow * \rightsquigarrow A_k \mid S_k \text{ in } \mathcal{G}(\underline{g}_{k+1}), \quad k \leq t \leq T,$$

which clearly also contradicts Assumption 3*. \square

Proof of Proposition 10. It suffices to prove that (7) implies Assumption 3. Consider the

induction hypothesis indexed by $0 \leq m \leq T - 1$:

there is no simple walk like $N_{t+1} \leftrightarrow * \leftrightarrow A_k \mid S_k$ in \mathcal{G} for all $1 \leq k \leq t \leq T$ such that $t \leq k+m$.

Equation (7) is equivalent to this hypothesis with $m = 0$ and Assumption 3 is equivalent to this hypothesis with $m = T - 1$. We next prove that if this hypothesis is true for some $0 \leq m \leq T - 2$, it is also true for $m + 1$.

Suppose this hypothesis is not true for $m + 1$, then there exists $t = k + m + 1$ and a simple walk w like

$$N_{t+1} \leftrightarrow * \leftrightarrow A_k \mid S_k \text{ in } \mathcal{G}.$$

Consider the following cases.

1. w does not contain any vertex in $(S_t \setminus S_k) \cup (S_k \setminus S_t)$.

Then we are free to condition on S_t instead of S_k and w looks like

$$N_{t+1} \leftrightarrow * \leftrightarrow A_k \mid S_t$$

But this immediately contradicts memorylessness (Assumption 2).

2. w contains some vertex $L \in S_t \setminus S_k$.

By Assumption 1 and the assumption that the state contains no previous decisions, we know

$$L \in S_t \setminus S_k \subseteq N_{k+1} \cup \dots \cup N_t$$

so $L \not\leftrightarrow A_k \cup S_k$. and w must look like

$$N_{t+1} \leftrightarrow * \leftrightarrow L \leftrightarrow * \leftrightarrow A_k \mid S_k.$$

By choosing the right-most such L , we obtain a simple walk in

$$N_{k+1} \cup \dots \cup N_t \leftrightarrow * \leftrightarrow A_k \mid S_k,$$

which contradicts the induction hypothesis.

3. w does not contain any vertex in $S_t \setminus S_k$, but does contain some vertex $M \in S_k \setminus S_t$.

Since $M \in S_k$, M must be a collider (otherwise w is blocked by S_k). So w looks like

$$N_{t+1} \leftrightarrow * \leftrightarrow M \leftrightarrow * \leftrightarrow A_k \mid S_k.$$

By taking M to be the left-most such vertex, this implies the existence of a simple

subwalk w' that looks like

$$N_{t+1} \leftrightarrow * \leftrightarrow S_k \setminus S_t \mid S_k,$$

that does not contain any vertex in $(S_t \setminus S_k) \cup (S_k \setminus S_t)$. Thus, we are free to condition on S_t , and w' looks like

$$N_{t+1} \leftrightarrow * \leftrightarrow S_k \setminus S_t \mid S_t.$$

This contradicts memorylessness (Assumption 2).

□

C Simulation Details

Here we outline the details of the dynamic pricing simulation from Section 6.

C.1 The graph simulator package

For the purpose of simulating data from DAGs, we created a simple Python module `graph_simulator`⁸ implemented in C++. Dependencies between vertices in the graph are specified in YAML file. For example, the simple graph $X \rightarrow Y$ is specified by the YAML code below:

⁸<https://pypi.org/project/graph-simulator/>

```

X:
  kernel:
    type: "uniform"
    sample_domain: [0, 1]
    terms: null
  dependencies: null
Y:
  kernel:
    type: "linear"
    sample_domain: [1, 1.5]
    noise: 0.1
    terms:
      - intercept: 1
        indicators: null
        value: 0.5
        variable:
          1: "X"
  dependencies:
    1: ["X"]

```

Here X does not have any parents as specified by “dependencies:null”, and it is uniformly distributed with support $\{0, 1\}$. This means that at every time-point, we sample X_t from $\text{Unif}(\{0, 1\})$. In contrast Y_t has a parent X_{t-1} (graphically we write $X_{t-1} \rightarrow Y_t$) which is specified by `1: ["X"]` – interpreted as “X of lag 1” – under `dependencies`. In the `kernel` section, we see that Y depends on its parents linearly (`type: "linear"`), but takes a random value with probability 0.1 in $\{1, 1.5\}$, as indicated by `noise:0.1` and `sample domain:[1, 1.5]`. The linear dependency is specified in the `terms` subsection. In this case, there is a single term composed of an intercept of value 1 (`intercept:1`), plus a value of 0.5 (`value:0.5`) times the values of “X at lag 1” (`1: "X"` under `variable`). Terms may in addition depend of indicator functions that can render the whole term zero. Thus, in the above example we may write the functional form of Y_t as

$$Y_t = \begin{cases} 1 + 0.5 \cdot X_{t-1} & \text{with probability } 0.9 \\ \text{Unif}(\{1, 1.5\}) & \text{with probability } 0.1 \end{cases} .$$

C.2 Dynamic pricing setup

At each time-step t we generate variables in the following order: the latent demand D_t , the company estimate \hat{D}_t , the realized bookings B_t^1 and B_t^2 , the reward R_t , the unobserved competitor price $A_t^{c,1}$ and $A_t^{c,2}$, and the initial and updated company prices A_t^1, A_t^2 .

Demand

The latent demand is either uniformly distributed or equal to its previous value depending on a Bernoulli draw

$$D_t = \begin{cases} \sim \text{Unif}(\{0, 1\}) & \text{w/p } p_D \\ D_{t-1} & \text{w/p } 1 - p_D \end{cases}.$$

We assume that the company's ability to infer D_t occurs with a fixed accuracy given by $p_{\hat{D}}$, that is \hat{D}_t is equal to D_t with probability $p_{\hat{D}}$ and otherwise it is uniformly distributed over $\{0, 1\}$. In the basic graph \mathcal{G} we have $p_{\hat{D}} = 1$, but in the “macroeconomics trend scenario” (graph \mathcal{G}_1) we assume $p_{\hat{D}} < 1$.

Bookings

The total capacity on each vessel is assumed to be fixed ($C = 6$) so that

$$B_t^1 + B_{t+1}^2 \leq C.$$

For each vessel departure the unconstrained bookings \tilde{B}_t^1 and \tilde{B}_{t+1}^2 (i.e. the bookings that would have been realized with no capacity constraint) are assumed to be given by a mixed distribution,

$$\tilde{B}_t^i = \begin{cases} \sim \text{Poisson}(\lambda_t^i) & \text{w/p } 1 - p_{B^i} \\ \sim \text{Unif}(\{0, 1, \dots, C\}) & \text{w/p } p_{B^i} \end{cases}$$

where the intensity parameter λ_t^i is specific to the departure and time

$$\lambda_t^i = \exp \left\{ \beta_0^i + (\beta_1^i + \beta_2^i D_{t-i})(A_{t-1}^i)^2 + \beta_3^i \mathbf{1}(A_{t-1}^i < A_{t-1}^{c,i}) + \beta_4^i \mathbf{1}(A_{t-1}^i > A_{t-2}^i) \right\}.$$

In the basic scenario \mathcal{G} , we assume that $\beta_3^i = \beta_4^i = 0$, so that bookings only depend on the latent demand for the departure D_{t-i} and the price the customer faces A_{t-1}^i . In the “competitor price scenario” (graph \mathcal{G}_3), we in addition assume that $\beta_3^1 > 0$, so that in the case the company undercuts the competitors. This boosts the demand by β_3^1 . In the “retrospective price update” (graph \mathcal{G}_2) scenario, we assume that $\beta_4^1 > 0$, so that customers react to prices being lower than usual at the time of the price update. The

realized bookings are simply truncated in the following way

$$B_t^1 = \min\{C, \tilde{B}_t^1\}, \quad \text{and} \quad B_{t+1}^2 = \min\{C - B_t^1, \tilde{B}_{t+1}^2\}.$$

Reward

The intermediate reward is given by

$$R_{t+1} = A_t^2 B_{t+1}^2 + A_t^1 B_{t+1}^1.$$

Prices

For simplicity we assume that the company and competitors may set three prices - “low”, “medium” and “high”. We treat $A_t^{c,1}$ and $A_t^{c,2}$ as an exogenous variables and let them be uniformly distributed.

$$A_t^{c,i} \sim \text{Unif}(\{1, 2, 3\}).$$

The company prices A_t^1, A_t^2 are assumed to depend on the previous prices, the observed bookings and the demand estimate through the mixed form

$$A_t^i = \begin{cases} \alpha_0^i + \alpha_1^i \hat{D}_t + (\alpha_2^i + \alpha_3^i A_{t-1}^1) \mathbb{1}\{(B_t^1 > \bar{B}^1) \cap (A_{t-1}^1 > \bar{P}^1)\} + \alpha_4^i A_{t-1}^2 & \text{w/p } p_{Ac,i}(1 - p_{A^i}) \\ \xi_0^i + \xi_1^i A_t^{c,1} & \text{w/p } (1 - p_{Ac,i})(1 - p_{A^i}) \\ \sim \text{Unif}(\{1, 2, 3\}) & \text{w/p } p_{A^i}. \end{cases}$$

In the basic graph \mathcal{G} we have $p_{Ac,i} = 1$ and $\alpha_4^i = 0$, so that prices may only rely the demand estimate \hat{D}_t and the previous initial price A_{t-1}^1 and the bookings realized at that price B_t^1 . For the initial price we assume $\alpha_0^1 = \alpha_1^1 = \alpha_2^1 = 1$ and $\alpha_3^1 = \alpha_4^1 = 0$, that is, if the demand estimate \hat{D}_t is higher, this increases the initial price, and similarly, if a sufficient combination of price and bookings is met ($\mathbb{1}\{(B_t^1 > \bar{B}^1) \cap (A_{t-1}^1 > \bar{P}^1)\}$) for the previous vessel departure, the initial price is set higher. In the “competitor price scenario” (graph \mathcal{G}_3) we assume that with some probability $(1 - p_{Ac,i})(1 - p_{A^i})$ (i.e. $p_{Ac,i} < 1$), the company has access to an accurate estimate of the initial competitor price $A_t^{c,1}$, in which case, the initial price is set to undercut the competitor price ($\xi_0^i = -1$ and $\xi_1^i = 1$). For the price update we assume $\alpha_0^2 = \alpha_3^2 = 1$ and $\alpha_1^2 = \alpha_2^2 = \alpha_4^2 = 0$, so that the price update follows a simple rule of increasing the initial price A_{t-1}^1 by 1, if the sufficient combination of price and bookings ($\mathbb{1}\{(B_t^1 > \bar{B}^1) \cap (A_{t-1}^1 > \bar{P}^1)\}$) is met. In the “retrospective price update scenario” (graph \mathcal{G}_1) we in addition let $\alpha_4^2 = -1$, so that shipping professionals generally try to undercut the previous price update level, so attract more demand.

To see the full parametrization, see Table C.1.

Table C.1: Simulation parameter values

| Degree | \mathcal{G} | Graph | | | | | | | | | | | |
|---------------|---------------|-----------------------------|-------|-------|-------|-----------------------------|-------|-------|-------|-----------------------------|-------|-------|-------|
| | | $\xrightarrow{\mathcal{G}}$ | | | | $\xrightarrow{\mathcal{G}}$ | | | | $\xrightarrow{\mathcal{G}}$ | | | |
| | - | 0 | 0.1 | 0.5 | 0.9 | 0 | 1 | 2 | 4 | 0 | 1 | 3 | 5 |
| C | 6 | 6 | 6 | 6 | 6 | 6 | 6 | 6 | 6 | 6 | 6 | 6 | 6 |
| p_D | 1 | 1.0 | 0.9 | 0.5 | 0.1 | 1 | 1 | 1 | 1 | 1 | 1 | 1 | 1 |
| $p_{\bar{D}}$ | 0.25 | 0.25 | 0.25 | 0.25 | 0.25 | 0.25 | 0.25 | 0.25 | 0.25 | 0.25 | 0.25 | 0.25 | 0.25 |
| p_{B^1} | 0.15 | 0.15 | 0.15 | 0.15 | 0.15 | 0.15 | 0.15 | 0.15 | 0.15 | 0.15 | 0.15 | 0.15 | 0.15 |
| β_0^1 | 1 | 1 | 1 | 1 | 1 | 1 | 1 | 1 | 1 | 1 | 1 | 1 | 1 |
| β_1^1 | -0.65 | -0.65 | -0.65 | -0.65 | -0.65 | -0.65 | -0.65 | -0.65 | -0.65 | -0.65 | -0.65 | -0.65 | -0.65 |
| β_2^1 | 0.5 | 0.5 | 0.5 | 0.5 | 0.5 | 0.5 | 0.5 | 0.5 | 0.5 | 0.5 | 0.5 | 0.5 | 0.5 |
| β_3^1 | 0 | 0 | 0 | 0 | 0 | 0 | 0 | 0 | 0 | 0 | 1 | 3 | 5 |
| β_4^1 | 0 | 0 | 0 | 0 | 0 | 0 | 0 | 0 | 0 | 0 | 0 | 0 | 0 |
| p_{B^2} | 0.15 | 0.15 | 0.15 | 0.15 | 0.15 | 0.15 | 0.15 | 0.15 | 0.15 | 0.15 | 0.15 | 0.15 | 0.15 |
| β_0^2 | 1 | 1 | 1 | 1 | 1 | 1 | 1 | 1 | 1 | 1 | 1 | 1 | 1 |
| β_1^2 | -0.65 | -0.65 | -0.65 | -0.65 | -0.65 | -0.65 | -0.65 | -0.65 | -0.65 | -0.65 | -0.65 | -0.65 | -0.65 |
| β_2^2 | 0.2 | 0.2 | 0.2 | 0.2 | 0.2 | 0.2 | 0.2 | 0.2 | 0.2 | 0.2 | 0.2 | 0.2 | 0.2 |
| β_3^2 | 0 | 0 | 0 | 0 | 0 | 0 | 0 | 0 | 0 | 0 | 0 | 0 | 0 |
| β_4^2 | 0 | 0 | 0 | 0 | 0 | 0 | 1 | 2 | 4 | 0 | 0 | 0 | 0 |
| p_{A^1} | 0.15 | 0.15 | 0.15 | 0.15 | 0.15 | 0.15 | 0.15 | 0.15 | 0.15 | 0.15 | 0.15 | 0.15 | 0.15 |
| $p_{A^{c,1}}$ | 1 | 1 | 1 | 1 | 1 | 1 | 1 | 1 | 1 | 1 | 0.5 | 0.25 | 0.1 |
| α_0^1 | 1 | 1 | 1 | 1 | 1 | 1 | 1 | 1 | 1 | 1 | 1 | 1 | 1 |
| α_1^1 | 1 | 1 | 1 | 1 | 1 | 1 | 1 | 1 | 1 | 1 | 1 | 1 | 1 |
| α_2^1 | 1 | 1 | 1 | 1 | 1 | 1 | 1 | 1 | 1 | 1 | 1 | 1 | 1 |
| α_3^1 | 0 | 0 | 0 | 0 | 0 | 0 | 0 | 0 | 0 | 0 | 0 | 0 | 0 |
| α_4^1 | 0 | 0 | 0 | 0 | 0 | 0 | 0 | 0 | 0 | 0 | 0 | 0 | 0 |
| ξ_0^1 | -1 | -1 | -1 | -1 | -1 | -1 | -1 | -1 | -1 | -1 | -1 | -1 | -1 |
| ξ_1^1 | 1 | 1 | 1 | 1 | 1 | 1 | 1 | 1 | 1 | 1 | 1 | 1 | 1 |
| p_{A^2} | 0.15 | 0.15 | 0.15 | 0.15 | 0.15 | 0.15 | 0.15 | 0.15 | 0.15 | 0.15 | 0.15 | 0.15 | 0.15 |
| $p_{A^{c,2}}$ | 1 | 1 | 1 | 1 | 1 | 1 | 1 | 1 | 1 | 1 | 1 | 1 | 1 |
| α_0^2 | 1 | 1 | 1 | 1 | 1 | 1 | 1 | 1 | 1 | 1 | 1 | 1 | 1 |
| α_1^2 | 0 | 0 | 0 | 0 | 0 | 0 | 0 | 0 | 0 | 0 | 0 | 0 | 0 |
| α_2^2 | 0 | 0 | 0 | 0 | 0 | 0 | 0 | 0 | 0 | 0 | 0 | 0 | 0 |
| α_3^2 | 1 | 1 | 1 | 1 | 1 | 1 | 1 | 1 | 1 | 1 | 1 | 1 | 1 |
| α_4^2 | 0 | 0 | 0 | 0 | 0 | 0 | -1 | -1 | -1 | 0 | 0 | 0 | 0 |
| ξ_0^2 | 0 | 0 | 0 | 0 | 0 | 0 | 0 | 0 | 0 | 0 | 0 | 0 | 0 |
| ξ_1^2 | 0 | 0 | 0 | 0 | 0 | 0 | 0 | 0 | 0 | 0 | 0 | 0 | 0 |

References

- Åström, K.J (1965). “Optimal control of Markov processes with incomplete state information”. In: *Journal of Mathematical Analysis and Applications* 10.1, pp. 174–205.
- Barto, Andrew G., Richard S. Sutton, and Charles W. Anderson (1983). “Neuronlike adaptive elements that can solve difficult learning control problems”. In: *IEEE Transactions on Systems, Man, and Cybernetics* SMC-13.5, pp. 834–846.
- Bellman, Richard (1957). *Dynamic programming*. en. Princeton, NJ: Princeton Univ. Pr.
- Chakraborty, Bibhas and Erica E. M. Moodie (July 2013). *Statistical Methods for Dynamic Treatment Regimes: Reinforcement Learning, Causal Inference, and Personalized Medicine: 76*. English. 2013th edition. New York, NY: Springer.
- Ertefaie, Ashkan and Robert L Strawderman (Sept. 2018). “Constructing dynamic treatment regimes over indefinite time horizons”. In: *Biometrika* 105.4, pp. 963–977.
- Guo, F. Richard, Anton Rask Lundborg, and Qingyuan Zhao (Sept. 2023). *Confounder Selection: Objectives and Approaches*. en.
- Guo, F. Richard and Qingyuan Zhao (Oct. 2023). *Confounder selection via iterative graph expansion*. arXiv: [2309.06053](https://arxiv.org/abs/2309.06053) [stat.ME].
- Guo, Zhaohan Daniel, Shayan Doroudi, and Emma Brunskill (2016). “A PAC RL algorithm for episodic POMDPs”. In: *Artificial Intelligence and Statistics*. PMLR, pp. 510–518.
- Hernán, Miguel A and James M. Robins (2024). *Causal Inference: What If*. CRC press, p. 311.
- Howard, R. A. (1960). *Dynamic Programming and Markov Processes*. Cambridge, MA: MIT Press.
- Hu, Yuchen and Stefan Wager (2023). “Off-policy evaluation in partially observed Markov decision processes under sequential ignorability”. In: *The Annals of Statistics* 51.4, pp. 1561–1585.
- Kaelbling, Leslie Pack, Michael L. Littman, and Anthony R. Cassandra (1998). “Planning and acting in partially observable stochastic domains”. In: *Artificial Intelligence* 101.1, pp. 99–134.
- Kallus, Nathan and Masatoshi Uehara (Jan. 2020). “Double reinforcement learning for efficient off-policy evaluation in Markov decision processes”. In: *J. Mach. Learn. Res.* 21.1.
- (2022). “Efficiently Breaking the Curse of Horizon in Off-Policy Evaluation with Double Reinforcement Learning”. In: *Operations Research* 70.6, pp. 3282–3302.
- (Sept. 2023). “Efficient evaluation of natural stochastic policies in off-line reinforcement learning”. In: *Biometrika* 111.1, pp. 51–69.
- Lauritzen, Steffen L. (1996). *Graphical Models*. Oxford Statistical Science Series. Oxford: Clarendon Press.

- Moore, Andrew William (1990). *Efficient Memory-based Learning for Robot Control*. Tech. rep. University of Cambridge.
- Murphy, S. A. (May 2003). “Optimal dynamic treatment regimes: *Dynamic Treatment Regimes*”. en. In: *Journal of the Royal Statistical Society: Series B (Statistical Methodology)* 65.2, pp. 331–355.
- Pearl, Judea (1988). *Probabilistic Reasoning in Intelligent Systems: Networks of Plausible Inference*. San Francisco, CA, USA: Morgan Kaufmann Publishers Inc.
- (1993). “[Bayesian Analysis in Expert Systems]: Comment: Graphical Models, Causality and Intervention”. In: *Statistical Science* 8.3, pp. 266–269.
- (Dec. 1995). “Causal diagrams for empirical research”. In: *Biometrika* 82.4, pp. 669–688.
- (2009). *Causality: Models, reasoning, and inference*. 2nd ed. New York: Cambridge University Press.
- Puterman, Martin L. (Aug. 2014). *Markov Decision Processes: Discrete Stochastic Dynamic Programming*. de. John Wiley & Sons.
- Richardson, Thomas (2003). “Markov Properties for Acyclic Directed Mixed Graphs”. In: *Scandinavian Journal of Statistics* 30.1, pp. 145–157.
- Richardson, Thomas S. and James M. Robins (Apr. 2013). *Single World Intervention Graphs (SWIGs): A Unification of the Counterfactual and Graphical Approaches to Causality — Center for Statistics and the Social Sciences*.
- Richardson, Thomas S. et al. (Feb. 2023). “Nested Markov properties for acyclic directed mixed graphs”. In: *The Annals of Statistics* 51.1, pp. 334–361.
- Robins, James M. (Jan. 1986). “A new approach to causal inference in mortality studies with a sustained exposure period—application to control of the healthy worker survivor effect”. In: *Mathematical Modelling* 7.9, pp. 1393–1512.
- (1997). “Causal Inference from Complex Longitudinal Data”. en. In: *Latent Variable Modeling and Applications to Causality*. Ed. by Maia Berkane. New York, NY: Springer, pp. 69–117.
- Rosenbaum, Paul R. and Donald B. Rubin (1983). “The central role of the propensity score in observational studies for causal effects”. In: *Biometrika* 70.1, pp. 41–55.
- Shachter, Ross D. (July 1998). “Bayes-Ball: Rational Pastime (for Determining Irrelevance and Requisite Information in Belief Networks and Influence Diagrams)”. In: *Proceedings of the Fourteenth Conference on Uncertainty in Artificial Intelligence*. UAI’98. San Francisco, CA, USA: Morgan Kaufmann Publishers Inc., pp. 480–487.
- Shi, Chengchun et al. (2020). “Does the Markov decision process fit the data: Testing for the Markov property in sequential decision making”. In: *International Conference on Machine Learning*. PMLR, pp. 8807–8817.
- Silver, David et al. (Jan. 2016). “Mastering the game of Go with deep neural networks and tree search”. In: *Nature* 529.7587, pp. 484–489.

- Stensrud, M J, J D Laurendeau, and A L Sarvet (Mar. 2024). “Optimal regimes for algorithm-assisted human decision-making”. In: *Biometrika* 111.4, pp. 1089–1108.
- Sutton, Richard S. and Andrew G. Barto (2018). *Reinforcement Learning: An Introduction*. Cambridge, MA: MIT Press.
- Tsiatis, Anastasios A. et al. (2020). *Dynamic Treatment Regimes: Statistical Methods for Precision Medicine*. Boca Raton: CRC Press.
- Uehara, Masatoshi, Chengchun Shi, and Nathan Kallus (Dec. 2022). *A Review of Off-Policy Evaluation in Reinforcement Learning*. arXiv: [arXiv:2212.06355](https://arxiv.org/abs/2212.06355) [math.ML].
- Verma, Thomas and Judea Pearl (1990). “Equivalence and synthesis of causal models”. In: *Proceedings of the Sixth Annual Conference on Uncertainty in Artificial Intelligence*. UAI '90. USA: Elsevier Science Inc., pp. 255–270.
- Wright, Sewall (1934). “The Method of Path Coefficients”. In: *The Annals of Mathematical Statistics* 5.3, pp. 161–215.
- Xu, Yang et al. (2023). *An Instrumental Variable Approach to Confounded Off-Policy Evaluation*. arXiv: [2212.14468](https://arxiv.org/abs/2212.14468) [stat.ML].
- Young, Jessica G, Miguel A Hernán, and James M Robins (2014). “Identification, estimation and approximation of risk under interventions that depend on the natural value of treatment using observational data”. In: *Epidemiologic Methods* 3.1, pp. 1–19.
- Zhao, Qingyuan (2024a). *A matrix algebra for graphical statistical models*. arXiv: [2407.15744](https://arxiv.org/abs/2407.15744) [math.ST].
- (Sept. 2024b). *On statistical models associated with acyclic directed mixed graphs*.